

YEAR 2025/2026 BUDGET

The Brick Township Municipal Utilities Authority operates on a fiscal year basis from April 1st through the following March 31st. The BTMUA adopts a detailed Operating and Capital Budget each year to assure financial control, and as a guideline to measure monthly financial performance. As the Budget Summary indicates, the BTMUA has a \$45.0 million balanced budget for the 2025/2026 fiscal year. The graphic illustrations depict further detail for budgeted operations.

Income Sources

As the two largest portions of the graph indicate, approximately 59% (\$26.6 million) of revenues are from our 31,000 plus residential single family customers. Other customer classes (commercial, multi family, lawn, school, etc.) contribute \$9.1 million additional income and anticipated bulk revenues are \$1.3 million from Point Pleasant Beach and Point Pleasant Borough.

Estimated Expenditures

Our \$45.0 million in anticipated income sourcing will be utilized in four generalized expense categories. Approximately \$37.6 million, or 83% of our expenditures will be for our operating expenses as shown on the related graph. \$5.9 million is for debt service, (paying principal and interest on borrowed funds), \$1.0 million municipality appropriation and will fund \$0.5 million for our OPEB and Pension liabilities.

Operating Expenses

As can be seen on the graph, sewerage treatment, salaries, and benefits comprise 73% of the operating budget. More specifically, approximately \$8.0 million will be paid for sewerage treatment this fiscal year, and \$19.3 million for personnel services and benefits. \$8.5 million is budgeted for normal operations such as chemicals, GAC maintenance, repairs and maintenance, supplies, professional fees, vehicle maintenance costs, etc. We also estimate about \$1.8 million for utility expenses.

Capital Plan

Anticipated capital payments for the 2025/2026 budget are approximately \$27.3 million. Capital spending is dependent upon Grant funding, NJ I-Bank Potential, and Internal Funds/Series 2016/Series 2020. As the capital graph indicates, primary projects include approximately \$1.8 million for various Water Main Replacement projects, \$2.7 million various Sewer Main Replacement projects, \$4.0 million for Water Tank Rehabilitation, \$3.3 million Cohansey Replacement Wells, \$2.0 million WTP GAC and \$6.0 million for Reservoir Improvements.

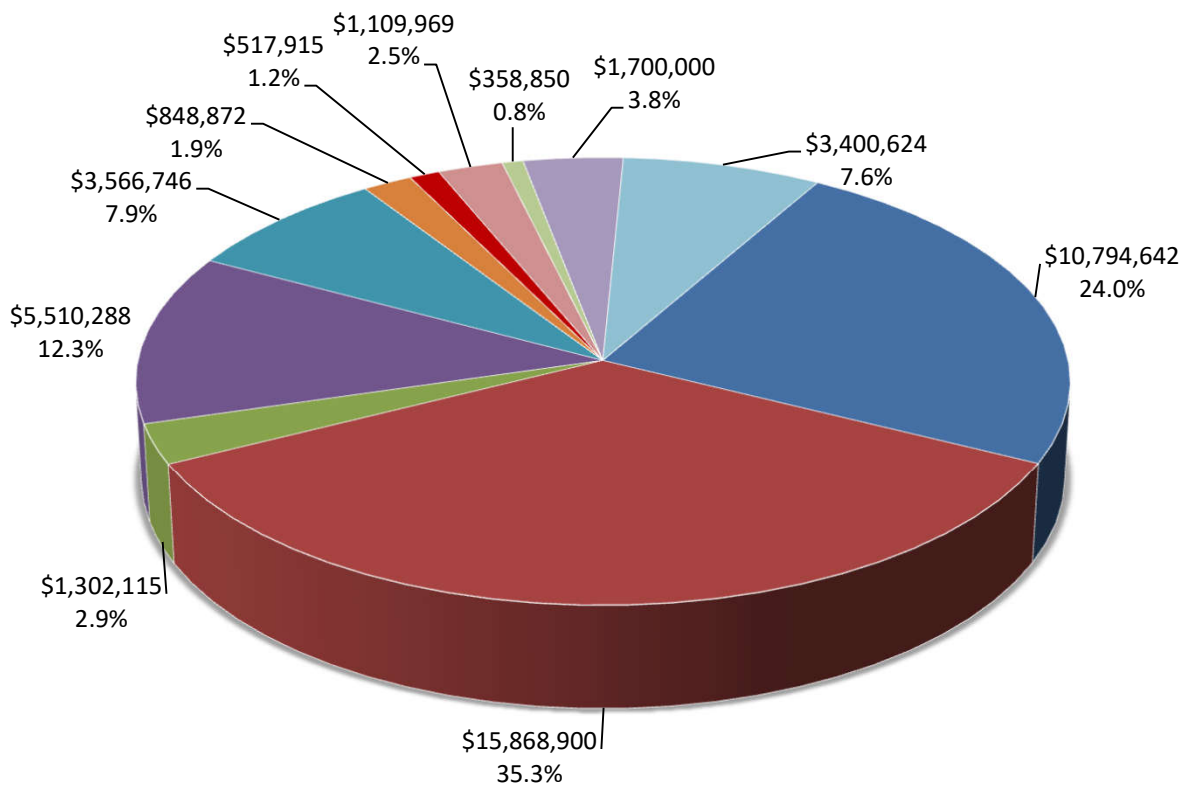
**BRICK TOWNSHIP MUNICIPAL UTILITIES AUTHORITY
COMPARISON OF BUDGET YEARS
FISCAL 2024 / 2025 BUDGET VERSUS FISCAL 2025 / 2026**

Estimated Expenditures:

	2024 / 2025 Budget	2025 / 2026 Budget	Variance
Debt Service	\$5,329,147	\$5,293,525	(\$35,622)
Estimated Newly Completed I-Bank Projects	0	634,897	634,897
Total Debt Service	<u>5,329,147</u>	<u>5,928,422</u>	<u>599,275</u>
Municipality Appropriation	1,000,000	1,000,000	0
Funding - OPEB & Pension Reserve	500,000	500,000	0
Operating Expenses:			
Sewer Treatment	7,880,000	8,031,700	151,700
Payroll and Fringes	18,953,536	19,265,774	312,238
Other Operating	8,656,294	10,253,025	1,596,731
Total Operating Expenses	<u>35,489,830</u>	<u>37,550,499</u>	<u>2,060,669</u>
Total Expenditures	<u>\$42,318,977</u>	<u>\$44,978,921</u>	<u>\$2,659,944</u>
Estimated Income:			
Withdrawal - Internal Funding	\$2,282,438	\$3,400,624	\$1,118,186
Annual Service Charges - Water	17,197,673	17,607,045	409,372
Rate Adjustment in 2025 / 2026 (1)	0	0	0
Annual Service Charges - Sewer	18,947,238	19,435,646	488,408
Rate Adjustment in 2025 / 2026 (1)	0	0	0
Total Annual Service Charges	<u>36,144,911</u>	<u>37,042,691</u>	<u>897,780</u>
Initial Service Charges-Water	539,849	848,872	309,023
Initial Service Charges-Sewer	327,736	517,915	190,179
Total Initial Service Charges	<u>867,585</u>	<u>1,366,787</u>	<u>499,202</u>
Review & Inspection Fees	25,000	25,000	0
Tap-Ins, Permits, Meter, Lab, & Other Fees	602,460	639,680	37,220
Interest Delinquent Pmts	200,000	240,000	40,000
Misc. Income - Cellular, GIS	496,583	564,139	67,556
Interest on Investments	1,700,000	1,700,000	0
Total Income	<u>\$42,318,977</u>	<u>\$44,978,921</u>	<u>\$2,659,944</u>
Excess (Deficit) of Rev. over (under) Exp.	<u>\$0</u>	<u>\$0</u>	<u>\$0</u>


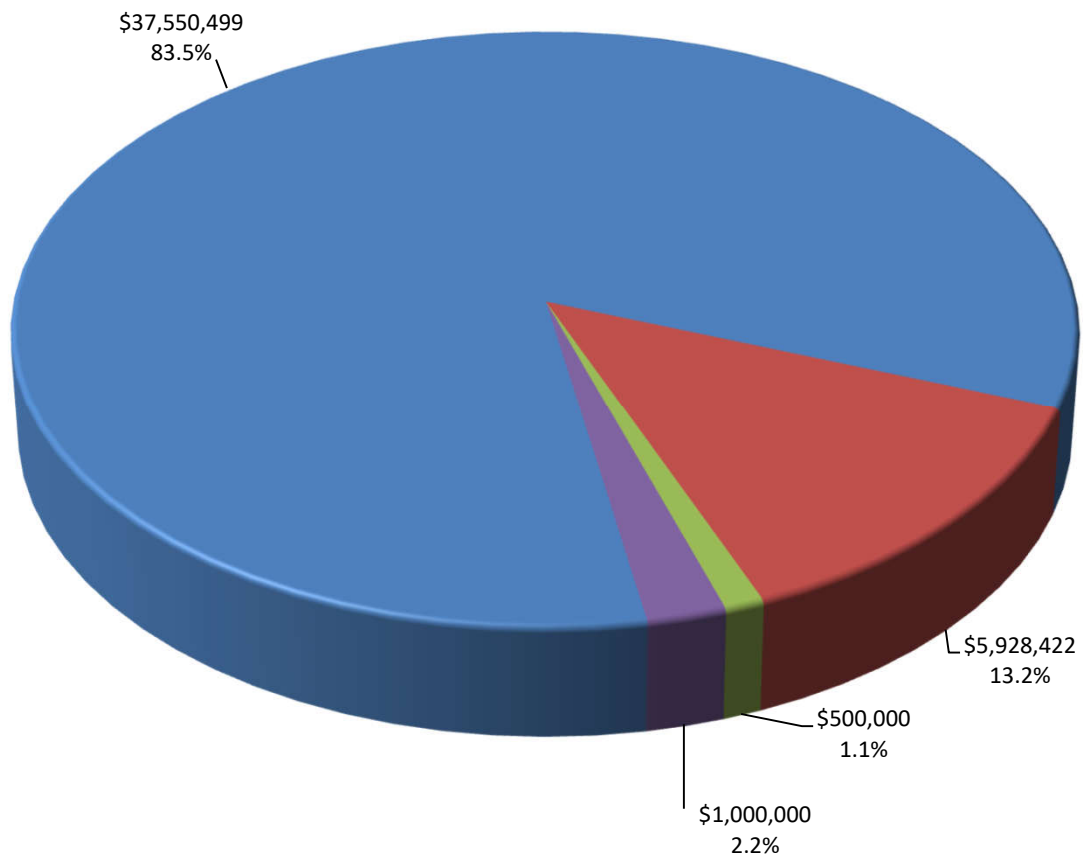
(1) There is no Service Charge Rate Adjustment anticipated in fiscal 2025/2026

**Brick Township MUA
2025/2026 Budget - Income Sources
Total = \$44,978,921**

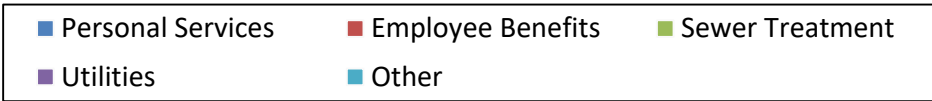
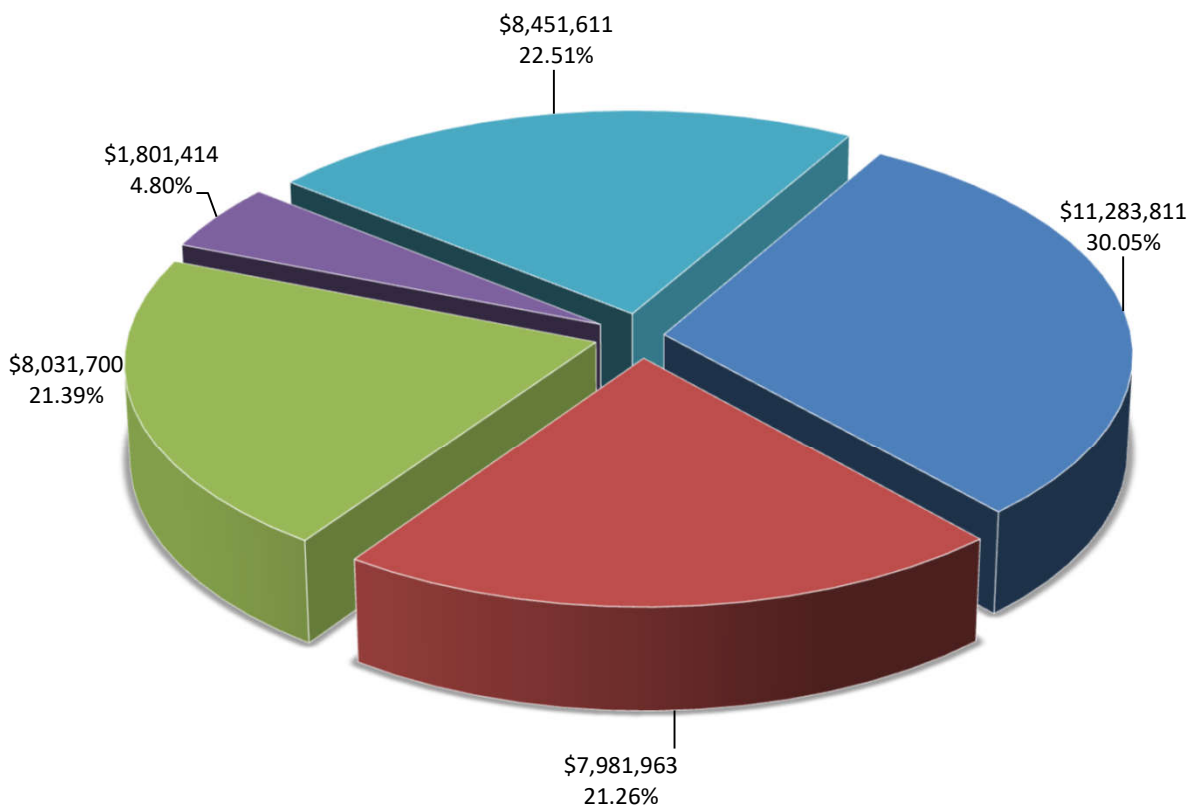


- | | | | |
|---------------------|-------------------|--------------------|---------------------|
| ■ RSF - Water | ■ RSF - Sewer | ■ Bulk - Water | ■ Other ASC - Water |
| ■ Other ASC - Sewer | ■ ISC - Water | ■ ISC - Sewer | ■ Other Rev - Water |
| ■ Other Rev - Sewer | ■ Interest Income | ■ Internal Funding | |

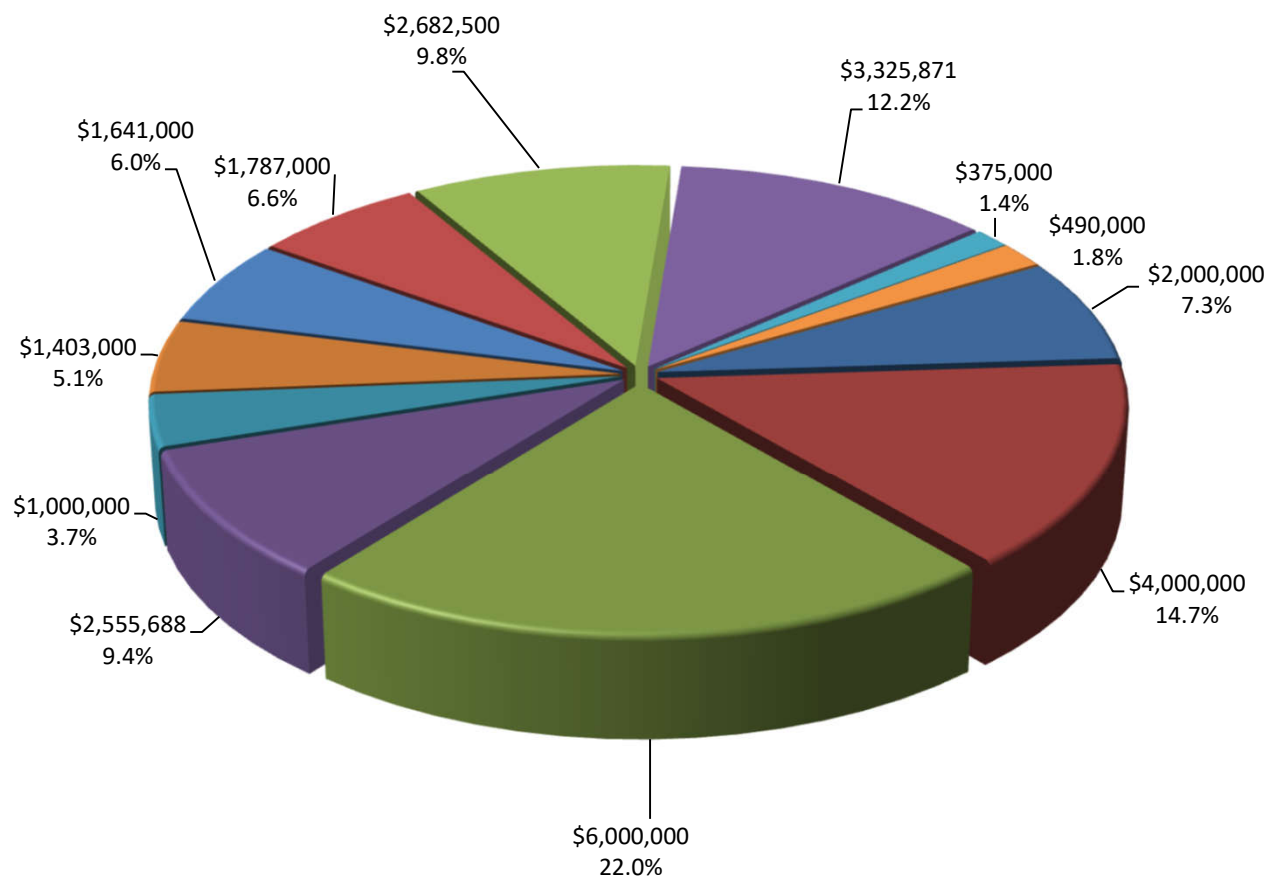
**Brick Township MUA
2025/2026 Budget - Estimated Expenditures
Total = \$44,978,921**



**Brick Township MUA
2025/2026 Budget - Operating Expenses
Total = \$37,550,499**



**Brick Township MUA
2025/2026 Capital Plan
Segmented by Project - Total \$27,260,059**



- WTP GAC
- Reservoir Improvements
- Basin 3&4 Tube Setter Replacement
- Pump Station Upgrades
- Sewer Main Replacement
- Transportation
- Water Tank Rehabilitation
- WTP/W.Q. Projects
- Engineering/Field Ops - Other
- Water Main Replacement
- Cohansey Replacement Wells
- Administration