



CIBOLA COUNTY BOARD OF COMMISSIONERS

Robert Armijo
Chairman

Daniel Torrez
1st Vice Chairman

Jack Moleres
2nd Vice Chairman

Robert Windhorst
Commissioner

Martha Garcia
Commissioner

**Special Meeting
July 30th, 2018
5:00 p.m.**

**Cibola County Commission Chambers
700 E. Roosevelt Ave., Suite 50**

1. **Call to Order**
2. **Roll Call**
3. **Pledge of Allegiance**
4. **Prayer**
5. **Approval of Agenda**
6. **Commissioner's Report**
Each Commissioner will have the opportunity to report feedback to the community regarding the district they represent.
7. **Public Comment**
The Public has the opportunity to provide comment on any subject during the public comment period. Speaker's comments will be limited to three minutes unless the Board of County Commissioners requests more information. The time limit is given in an effort to allow public input but also to move the agenda forward in a prompt yet efficient manner.
8. **Minutes**
 - a. Minutes from June 28th Regular Meeting
 - b. Minutes from July 11th Budget Meeting
9. **Presentations**
 - a. Final Budget-Paul Ludi
10. **New Business – Action May Be Taken**
 - a. Consideration for Approval of Flood Plain Permit Application 2008-0015
 - b. Consideration of Hospital Board Member-German Martinez
 - c. Consideration of Resolution 18-42 FY18 Budget Adjustment # 8
 - d. Consideration of Resolution 18-43 FY2017-2018 Final Quarterly Report
 - e. Consideration of Resolution 18-44 FY2018-2019 Final Operating Budget Adoption

- f. Consideration of Resolution 18-45 Adopting an Infrastructure Capital Improvements Plan
- g. Consideration of Approval of Invoice for Trust Pharmacy, NM County Insurance Authority-Law Enforcement Pool Deductible, Purchase Order for C&E Concrete, Inc., PDS-Laserfiche Upgrade, and Vector Control Annual Quote
- h. Consideration of Order Repealing Emergency Ordinance 2018-02 and Proclamation Limiting Open Burn Restricting the and Use of Fireworks in the Un-Incorporated Areas of Cibola County

11. Executive Session

Pursuant to Section 10-15-1 (H) (2) & (7) the following matter may be discussed in closed session:

- Motion and roll call vote to go into executive session and that, pursuant to New Mexico State Statute Section 10-15-1, only the following matters will be discussed in closed session:

Pending & Threatened Litigation Pursuant to Section 10-15-1 (H) (2) (5) (7) & (8) the following matter may be discussed in closed session:

- a.) Cibola County v. Sunnyland
- b.) Cibola County v. Cibola County Magistrate Court

12. New Business – Action May Be Take

- a.) Cibola County v. Sunnyland
- b.) Cibola County v. Cibola County Magistrate Court

13. Announcements

The next Regular Commission Meeting will be held on Thursday, August 23rd, 2018 at 5:00p.m. in the Cibola County Commission Chambers.

14. Adjournment

If you are an individual with a disability who is in need of a reader, amplifier, qualified sign language interpreter, or any other form of auxiliary aid or service to attend or participate in the hearing or meeting please contact the Cibola County Administration Building, 700 East Roosevelt Ave., Suite 50, Grants, NM 87020, phone (505) 287-9431 at least one (1) week prior to the meeting or as soon as possible. Public document including the agenda and minutes, can be provided in various accessible formats. Please contact the Cibola County Administration if a summary or other type of accessible format is needed.

MINUTES

8a.

Cibola County Commission
Regular Meeting
Thursday June 28th, 2018

The Cibola County Commission held a Regular Meeting on Thursday June 28th, 2018 at 5:00 pm in the Cibola County Commission Center

Elected Officials Present Staff

Robert Armijo, Chairman
Daniel Torrez, 1st Vice Chairman
Jack Moleres, 2nd Vice Chairman
Martha Garcia, Commissioner
Robert Windhorst, Commissioner

Kate Fletcher, County Manager
Michelle Dominguez, County Clerk
Natalie Grine, Chief Deputy Clerk

A. CALL TO ORDER

Chairman Armijo, called the meeting to Order at 5:00 pm.

B. ROLL CALL

Chairman Armijo does roll call-5-5 Commissioners in attendance.

C. Pledge of Allegiance Recited by all.

D. Prayer Commissioner Moleres led us in prayer.

E. Approval of Agenda

Motion to approve the agenda made by Commissioner Torrez with item 11 under Audit Workshop, second by Commissioner Windhorst 5-0 affirmative.

F. Approval of Minute

May 24th, 2018 Regular Meeting
June 8th, 2018 Special Commission Meeting

Commissioner Windhorst made a motion to approve the minutes for the Regular Meeting meet of May 24th, 2018 and the Special Commission Meeting of June 8th, 2018 second by Commissioner Torrez 5-0 affirmative.

G. Commissioners Report

Commissioner Armijo stated that Billy Moore has started fixing the Transfer Station in Seboyeta. Commissioner Armijo asked who responsibility is it to fix the fence at the Volunteer Fire Station, is it Laguna Fire Station or does Seboyeta take care of their own fence. It was stated that Laguna Fire Station is responsible.

Commissioner Windhorst stated that on June 2nd they had a cleanup in Cubero, and about 40 people showed up to help, two dumpsters were set out and both filled up quickly. Commissioner Windhorst also mentioned that a BBQ was provided after the cleanup. Commissioner Windhorst mentioned that on June 16th they had a cleanup in San Rafael and by 8:00 a.m. all 3 dumpsters were full, Gary Porter brought in a backhoe to push down the trash in the dumpsters, which worked out fine. There has also been a request to have a cleanup day in San Mateo and in Mt Taylor area.

Commissioner Garcia stated that she has met with the El Morro, and Fence Lake Fire Departments to see how they are doing, Commissioner Garcia also mentioned that she would like to meet with Candy Kitchen Fire Department also. El Morro is expanding there Volunteer Fire Fighter members, we have a meeting scheduled on June 23rd in Fence Lake. Commissioner Garcia also mentioned that she would like to receive a report for all 3 Fire Departments so she could know what is needed for them. One concern that I have is that Fence Lake lost funding due to not reporting on time, and we would not like that to happen again. Fence Lake is also doing fund raising to keep the operation going.

Commissioner Moleres No report at this time

Commissioner Torrez Stated that on June 16th they had a cleanup in San Rafael with three dumpsters, all three were full. Gary Porter and Wayne Vigil from the Road Department had to bring in a backhoe to push down the trash in the dumpsters which worked out well. They also cleaned up a yard for an elderly woman in San Rafael.

H. Public Comment

Walter Whitten from Candy Kitchen asked Commissioner Garcia if she would like to have a meet and greet meeting with residents in Candy Kitchen, to see how she could help on getting funding for the Fire Department, and other projects that are needed there.

Jessie Gomez from Bluewater Village stated that this is the third time he has come in to complain to the Commissioner about the barking dog situation. Mr. Gomez has requested for someone to go out and check on the situation.

Harry Garcia mentioned that he would like to see more for the Veterans in Cibola County.

Edwina Sanchez from the animal control stated that in the statute a household is allowed to have 4 animals. If you have a kennel permit you're allowed more animals as long as they property cared for the property is big enough, and there are enough kennels for each animal.

I. Presentations

No presentations at this time.

J. Reports

a. Monthly Financial/Treasurers Activity Report

Kathy Gonzales gave a brief report for the month of May 2018, Report on File.

b. Monthly Sheriff Report

Sheriff Tony Mace gave the statistic for the month of May 1st thru May 31st, 2018 Report is on file.

c. Rural Addressing Activity

Daryl McCullough stated that he keeps records of all county roads in Cibola County, which consist of 1,450 roads and 1,985 miles of roads and making sure all residents have a 911 address.

d. GIS Mapping Activity Report

Anna Larson stated that she currently holds 4 positions for the county, the first one being GIS Mapper which includes monitoring and maintaining all parcels within Cibola County and making sure they are in proper order, the second position is assistant Daryl in rural addressing, and helping the Clerk's office with address for the voting registrations, and also help with census bureau, my third title is County Planner, any questions for planning and zoning are answered by me. And my fourth position is Flood Plain Administrator.

e. Fire Marshall Activity Report

Dustin Middleton stated that he over sees all 7 volunteer fire districts within Cibola County making sure they stay up to date with state regulations, federal regulations, and training. I also deal with conflicts within the districts. I'm also available to respond to any call. I also try to work with them for their ISO ratings, the lower the rating the more funding they will receive.

K. Old Business-Action May Be Taken

No Old Business at this time.

L. New Business-Action May Be Taken

a. **Consideration for Approval of Flood Plain Permit Applications 2018-001 & 2018-0014**

Motion to Approve Flood Plain Permit Applications 201-001 & 2018-0014 made by Commissioner Torrez, second by Commissioner Windhorst 5-0 affirmative.

b. **Consideration of Resolution 18-37 FY18 Budget Adjustment #7**

Motion to approve Resolution 18-37 was by Commissioner Moleres, second by Commissioner Windhorst 0-5 affirmative.

c. **Consideration of Northwest New Mexico Solid Waste Authority Yearly Contract with Cibola County**

Motion to approve Yearly Contract between New Mexico Solid Waste Authority and Cibola County made by Commissioner Moleres, second by Commissioner Torrez, 5-0 affirmative.

d. Consideration of Resolution 18-38 Appointing Ronnie Pynes County Delegate in Exploring Location of Refinery in Cibola County

Motion to approve Resolution 18-38 Appointing Ronnie Pynes County Delegate in Exploring Location of Refinery in Cibola County made by Commissioner Windhorst, second by Commissioner Torrez 5-0 affirmative.

e. Consideration to approve Consultation Contract Between Cibola County and International Business Connection Ltd Co. Regarding Petroleum Refinery Development and Associated Projects

Motion to approve Consultation Contract between Cibola County and International Business Connection Ltd Co. Regarding Petroleum Refinery Development and Associated Projects made by Commissioner Torrez, second by Commissioner Windhorst, all Commissioners agree 5-0 affirmative.

f. Consideration of Resolution 18-39 Local Government Road Cooperative Agreement Project #SB-7606 (198)19

g. Consideration of Resolution 18-40 Local Government Road Cooperative Agreement Project # SP-6-19(202)

h. Consideration of Resolution 18-41 Local Government Road Cooperative Agreement Project # CAP-6-19(196)

Motion to approve items f, g, and h, Resolutions 18-39, 18-40, and Resolution 18-41, Local Government Road Cooperative Agreements was made by Commissioner Moleris second by Commissioner Windhorst all Commissioner agree 5-0 affirmative

i. Consideration to approve the Enhanced 911 Act Grant Agreement for Dispatch Motion to approve the Enhanced 911 Act Grant Agreement for Dispatch was made by Commissioner Torrez, second by Commissioner Windhorst all Commissioner agree 5-0 affirmative

- j. **Consideration for Approval of EMS Fund Act Application for Superior Ambulance**
 - k. **Consideration for Approval of Professional Service Agreement with Superior Ambulance Service**
 - l. **Consideration of Approval of a Cooperative Procurement Agreement with Milan for the procurement of an ambulance service**
- Motion to approve items j, EMS Fund Act Application, k Professional Service Agreement with Superior Ambulance, and l Cooperative Procurement Agreement with Milan for the procurement of an ambulance service, was made by Commissioner Garcia, second by Commissioner Torrez all Commissioner agree 5-0 affirmative

M. Managers' Report

Manager Taylor Fletcher has been very busy this month, I'm very happy to be working with Paul, the audit has not been released yet and I will be asking for a special meeting. Our PILT money we were expecting 1.6 million, and we received 2.1 million this year so are formula must have changed. Manager Fletcher stated that yes we did have to give money back to the state, but we need to learn from this and when money is given to us we need to use it properly and in a timely manner.

N. Executive Closed Session

Motion and roll call vote to go into Executive Session and that , pursuant to New Mexico State Statute Section§10-15-1 (H) (2) & (7) and only the following matters will be discussed in closed session made by Commissioner Windhorst, second by Commissioner Torrez 5-0 affirmative at 7:28 p.m.

Pending & Threatened Litigation Pursuant to Section 10-15-1 (H) (2) (5) (7) & (8) the following matter may be discussed in closed session:

- a. Cibola County v. Sunnyland
- b. Cibola County v. US (PILT)

Motion and roll call vote to return to Regular Session and that matters Discussed in Closed Session were limited to those specified in motion for closure, And that no final action was taken, as per NM Statute's Section § 10-15-1 was Made by Commissioner Moleres, second by Commissioner Garcia 5-0 affirmative.

O. New Business- Action May Be Taken

a. Cibola County v. Sunnyland

Motion by Commissioner Windhorst to have attorneys work with Dolores Vallejos and Taxation and Revenue on Sunnyland to renegotiate, second by Commissioner Moleres all Commissioners agree 5-0 affirmative.

b. Cibola County v. US(PILT)

Motion made by Commissioner Torrez to have the Attorneys explore recovery of deficiency of US (PILT) Funds, second by Commissioner Windhorst all Commissioners agree 5-0 affirmative

P. Announcements

The next Special Commission Meeting will be held on Monday July 31st, 2018, at 5:00 p.m. in the Cibola County Commission Chambers.

Q. Adjournment

Motion to adjourn made by Commissioner Windhorst, second by Commissioner Moleres 5-0 at 7:57 P.M.

MINUTES

8b.

Cibola County Commission
Special Meeting
July 11th, 2018

The Cibola County Commission held a Special Meeting on Friday July, 11th, 2018 at 5:00 pm in the Cibola County Commission Room

I) Commission Convenes

A. CALL TO ORDER

Commissioner Chairman Robert Armijo called the meeting to Order at 5:01 pm.

B. ROLL CALL

Commissioner Chairman Armijo does roll call- 3-5 Commissioners in attendance

Commissioner Windhorst, and Commissioner Torrez were absent. Commissioner Windhorst arrived at 5:02 p.m.

C. Pledge of Allegiance

Led by Commissioner Moleres, recited by all

D. Prayer

Led by Commissioner Windhorst

E. Approval of Agenda

Commissioner Moleres made a motion to approve the agenda, second by Commissioner Windhorst, 4-0 affirmative.

Elected Officials Present Staff

Robert Armijo Chairman
Martha Garcia, Commissioner
Robert Windhorst, Commissioner
Jack Moleres, Commissioner

Kate Fletcher, County Manager
Michelle Dominguez, County Clerk
Natalie Grine, Chief Deputy Clerk

III. New Business – Action May Be Taken

Discussion Economic Development Presentation and Decision Made by Board Members, Direction to Staff.

Motion to approve Direction to staff to work with Economic Development Presentations and Decisions made by Commissioner Windhorst, second by Commissioner Moleres 4-0 affirmative.

IV. Budget Discussion

Manager Kate Fletcher announced that Cibola County was 2% under budget for this past years which was very good news for the County. Manager Fletcher also introduced the new Finance Director Paul Ludi. Mr. Ludi gave a summary of the County's Budget, Management and Planning for the future of Cibola County. The mission of Cibola County government is to provide an efficient, effective, responsive and transparent government.

III. Announcements

The next Regular Commission Meeting Scheduled for Thursday, July 26th has been cancelled, a Special Commission Meeting will be held on Monday, July 30th, 2018 at 5:00 p.m. in the Cibola County Commission Chambers.

IV. Adjournment Meeting

Meeting adjourned at 5:52 p.m.

REPORTS

NOT

PRESENTED

DISTRIBUTION FOR JUNE 2018
PREPARED BY: KATHY GONZALES

TOTALS					TOTALS		CK. AMOUNT	
	CURRENT	DELINQUENT	1%					
STATE -								
Debt Service		10,516.75	105.16			10,516.75		10,678.61
Cattle		228.47	2.28			228.47		
Horse		41.24	0.41			41.24		
Sheep								
Bufelo								
COUNTY -								
Operational		80,399.45	803.99			80,399.45		79,595.46
Debt Service								
SCHOOLS -								
Operational		3,299.20	32.99			3,299.20		93,768.43
Debt Service		67,067.87	670.67			67,067.87		
Debt TechService		8,329.06	83.29			8,329.06		
Capital Improv.		15,072.30	150.72			15,072.30		
COLLEGE -								
Operational		6,600.96	66.00			6,600.96		18,283.29
Debt Service		11,682.33	116.82			11,682.33		
CITY OF GRANTS -								
Operational		14,816.42	148.16			14,816.42		14,816.42
Debt Service								
Judgment								
VILLAGE OF MILAN -								
Operational		2,117.76	21.17			2,117.76		2,135.83
Debt Service		18.07	0.18			18.07		
QUEMADO SCHOOL DIST. -								
Operational		92.18	0.92			92.18		885.77
Debt Service		423.32	4.23			423.32		
Capital Improv.		370.27	3.70			370.27		
Cibola General Hospital								32,614.99
TOTALS	-	32,614.99	326.14			32,614.99		
		253,690.64				253,690.64		252,778.80
		FLOOD	16.96					
		LAVA	17.30					
		TOTAL	2,571.09					

FLOOD -

CURRENT
DELINQUENT

TOTAL	\$	1,696.61
1%	\$	16.98
TOTAL	\$	1,679.63

LAVA -

CURRENT
DELINQUENT

TOTAL	\$	1,730.00
1%	\$	17.30
TOTAL	\$	1,712.70

NM State Penalty & Int. \$ 3,545.33
County Penalty & Int. \$ 25,248.69

TOTAL \$ 28,794.02

Ren. Fee \$ 9.30
County Admin. Fee \$ 69.66
1% Reappraisal Fee \$ 911.84

TOTAL COUNTY PORTION \$105,834.95

TOTAL NM STATE P & I 3,545.33
TOTAL COUNTY P & I 25,248.69
TOTAL CURRENT TAXES -
TOTAL DELINQUENT TAXES 257,117.25
TOTAL 285,911.27

DATE	2017	2016	2015	2014	2013	2012	2011	2010	2009	2008	P&I	ADMIN	ABATMENT	TENDITIO	PIP	DATE CO	O/S	OVERPMT	TOTAL
06/01/18	\$ 13,314.34	237.30	144.04	81.81							556.93				570.33	25.00		46.84	\$ 14,976.59
06/03/18	\$ 624.90										42.49								\$ 667.39
06/04/18	\$ 4,351.85	550.72	945.69	202.12	18.59						942.48				2,094.46		2.47		\$ 9,108.38
06/05/18	\$ 1,403.08	389.88	1,246.22				45.53				895.11	4.44		0.04					\$ 3,984.30
06/06/18	\$ 1,645.12	25.95	28.59	167.33	24.63						543.51				2,305.02	125.00			\$ 4,865.15
06/07/18	\$ 3,909.43	422.55	225.98	8.91		8.41					490.32					25.00	4.32		\$ 5,094.92
06/08/18	\$ 2,974.49	595.04	5,535.31	327.79		14.44					922.29				583.56	25.00			\$ 10,977.92
06/09/18	\$ 118.54										14.15								\$ 132.69
06/10/18	\$ 102.50										16.74								\$ 119.24
06/11/18	\$ 15,932.87	1,704.94	763.49								1,859.99	4.77			219.12		3.39		\$ 20,495.43
06/12/18	\$ 35,535.64	17,424.81	407.80	96.23	16.21	192.93					6,494.14	0.05		6.86	341.76		0.01		\$ 60,509.58
06/13/18	\$ 5,132.10	461.48	346.50					431.21			1,000.83				7.82				\$ 7,379.94
06/14/18	\$ 9,447.42	804.21	164.40		19.64						1,246.60	9.33			75.00				\$ 11,766.60
06/15/18	\$ 16,484.01	2,724.11	1,843.11	23.11	89.28					56.36	2,635.83	8.80		0.08	5,560.02	125.00	0.54		\$ 29,550.25
06/18/18	\$ 10,348.67	1,364.72	477.01	184.61	69.41	54.47	67.91	116.62	62.43	25.65	2,284.02	9.77		0.24	5,198.89	35.44			\$ 20,299.62
06/19/18	\$ 14,867.24	4,906.84	27.66						209.39		1,594.41				376.42				\$ 21,772.81
06/20/18	\$ 11,645.01	611.80	504.50	341.95	334.06	298.61	316.35	316.64			2,119.15	17.78			114.92				\$ 16,830.16
06/21/18	\$ (118,538.60)	542.89	287.55	182.21							(2,125.04)	1.46		1.72	5,031.20				\$ (114,616.61)
06/22/18	\$ 133,143.98	3,666.33	572.66	16.45	37.37	53.62				13.31	1,975.23				826.79			1,182.68	\$ 141,488.42
06/24/18	\$ 366.23										31.96								\$ 398.19
06/25/18	\$ 10,533.17	2,641.81	282.43	75.87							1,629.36	9.76			105.20	125.00			\$ 15,402.60
06/26/18	\$ 4,357.17	1,208.86	44.86								769.63			0.36			0.96	167.49	\$ 6,549.33
06/27/18	\$ 4,780.08	2,252.04	100.81	123.34						48.05	1,051.46	3.50	(281.42)		232.75	125.00			\$ 8,435.61
06/28/18	\$ 7,872.27	2,115.16	265.47								1,263.16				476.96				\$ 11,993.02
06/29/18	\$ 2,583.39	16.65	137.90	89.14	84.38	72.80	2.61			110.62	527.92				606.40	125.00			

CARDS	\$257,398.67	
COMP	257,398.67	
TOTAL	\$ 0.00	
CARDS	\$ 28,794.02	
COMP	28,794.02	
TOTAL	\$ -	
CARDS	\$ 69.66	
COMP	69.66	
TOTAL	\$ 0.00	

CARDS	\$ 28,794.02
COMP	28,794.02
TOTAL	\$ -
CARDS	\$ 69.66
COMP	69.66
TOTAL	\$ 0.00

CARDS	\$ 69.66
COMP	69.66
TOTAL	\$ 0.00

Cibola County Road Dept.

700 E. Roosevelt Suite 50

Grants NM 87020

505-285-2570 Phone 505-285 3656 Fax



Tuesday, June 10, 2018

To: Kate Fletcher - County Manager
Fr: Gary Porter - Public Works Director
Re: Monthly Report: 6/1/18 - 6/30/18 (June)

Regular Maintenance

Blade & Shape

<u><i>Road</i></u>	<u><i>Description</i></u>	<u><i>Miles</i></u>
<i>C49</i>	<i>Zuni Canyon Road</i>	<i>5.000</i>
<i>C35A</i>	<i>Moreno Hill Road</i>	<i>10.419</i>
<i>C35</i>	<i>Fencelake Community Roads</i>	<i>9.064</i>
<i>C48A</i>	<i>Timberlake Road</i>	<i>16.400</i>
<i>C33</i>	<i>Candy Kitchen Road</i>	<i>15.125</i>
<i>Total Miles</i>		<i>56.008</i>

Special Projects

<i>C14A</i>	<i>Canada Rd. - Haul millings to C58, San Rafael and C1, Marquez Rd. Transfer Station</i>
<i>C23</i>	<i>Project per Robert Armijo, mowing.</i>
<i>C2</i>	<i>Ralph Card Rd. - Dirt removal.</i>
<i>C1</i>	<i>Marquez Rd. - Spread millings material on road.</i>
<i>C28A</i>	<i>Plano Frontage Rd. - Mowing.</i>
<i>C29</i>	<i>Plano Colorado - Mowing, put up signs.</i>
<i>C18</i>	<i>Horace Mesa Rd. - Mowing.</i>
<i>C18A</i>	<i>Lobo Creek Rd. - Mowing.</i>
<i>C18B</i>	<i>La Jara Mesa Rd. - Mowing.</i>
<i>C19</i>	<i>Cantina Rd. - Mowing.</i>
<i>C19A</i>	<i>Cantina Homesites Rd. - Mowing.</i>
<i>C25</i>	<i>Bell Rd. - Haul millings to C58, San Rafael.</i>
<i>C49A</i>	<i>Parsons Lane - Put up signs.</i>
<i>C48A</i>	<i>Timberlake Rd. - Clean cattle guard.</i>

C28C Cemetary Rd. - Mowing.
C15 Rinconada Rd. - Clean culverts.
C10 Nth Castillo's Rd. - Clean culverts.
C10A Seco Canyon Rd. - Clean Culverts.
C7 Cubero Loop & Village Rds. - Clean Culverts.
C14B Acoma Rd. - Mowing.
C14 San Fidel Village - Mowing.
C51 Nth Quail Ln. - Put up signs.
C51A Nth Lawrence Rd. - Put up signs.
C51B Betty Dr. - Put up signs.
C51C Rodeo Grounds Rd. - Put up signs.
C25B Roberts Rd. - Mowing.
C23A Nursery Rd. - Mowing.

Haul millings from I-40 and stock piling on C14A-Canada Rd.

Haul millings from Roosevelt Ave. in Grants(NMDOT Project) to Detention building.

Clean millings from under fence on C14A-Canada Rd and C25-Bell Rd.

Cibola County Road Dept.

700 E. Roosevelt Suite 50

Grants NM 87020

505-285-2570 Phone Fax 505-287-3656



MAINTENANCE REPORT

June 2018

<u>Department</u>	<u>Unit Number</u>	<u>Total Parts & Oil</u>	<u>Hours Worked</u>	<u>Mechanic Rate</u>	<u>Total on Repair Order</u>
Road Dept.	131	\$180.54	8	\$ 17.50	\$ 320.54
Road Dept.	132	\$153.11	2	\$ 17.50	\$ 188.11
Road Dept.	133	\$552.67	6	\$ 17.50	\$ 657.67
Road Dept.	134	\$14.32	2	\$ 17.50	\$ 49.32
Road Dept.	138	\$552.00	3	\$ 17.50	\$ 604.50
				TOTAL	\$ 1,820.14
Sheriff's	G-88605	\$28.25	4	\$ 17.50	\$ 98.25
Sheriff's	G-90204	\$275.56	6	\$ 17.50	\$ 380.56
Sheriff's	G-90204	\$143.45	2	\$ 17.50	\$ 178.45
Sheriff's	G92101	\$26.93	8	\$ 17.50	\$ 166.93
Sheriff's	G-96110	\$37.41	2	\$ 17.50	\$ 72.41
				TOTAL	\$ 896.60

Cibola County Road Dept.

***515 W. High Street
Grants NM 87020
505-285-2570 Phone 505-287-3656 Fax***



FUEL REPORT - CIBOLA COUNTY ROAD DEPARTMENT June 2018

UNLEADED					
VEHICLE #	COST/MILE	MPG	MILES	TOTAL GAL.	TOTAL COST
G-18473	#VALUE!	#VALUE!	N/U	0.000	\$ -
G-18464	#VALUE!	#VALUE!	N/U	0.000	\$ -
G-15638	#VALUE!	#VALUE!	N/U	0.000	\$ -
G-29800	0.00	#DIV/0!	60	0.000	\$ -
G-29091	#VALUE!	#VALUE!	N/U	0.000	\$ -
G-23696	0.00	#DIV/0!	91	0.000	\$ -
G-23697	0.18	16.00	192	12.000	\$ 34.22
G-39980	#VALUE!	#VALUE!	N/U	0.000	\$ -
G-39988	#VALUE!	#VALUE!	N/U	0.000	\$ -
G-95862	0.18	15.35	1,777	115.800	\$ 325.24
G-57384	#VALUE!	#VALUE!	N/U	0.000	\$ -
G-57619	#VALUE!	#VALUE!	N/U	0.000	\$ -
G-57618	#VALUE!	#VALUE!	N/U	0.000	\$ -
146	#VALUE!	#VALUE!	N/U	0.000	\$ -
G-66164	#VALUE!	#VALUE!	N/U	0.000	\$ -
G-66165	0.30	9.18	156	17.000	\$ 47.57
G-70482	0.14	20.60	1,069	51.900	\$ 147.20
G-78718	0.25	11.04	277	25.100	\$ 70.25
G-64239	#VALUE!	#VALUE!	N/U	0.000	\$ -
G-86952	0.15	19.58	235	12.000	\$ 34.22
G-86953	0.14	20.84	913	43.800	\$ 124.32
G-86954	0.14	20.89	1,604	76.800	\$ 217.26
G-91750	#VALUE!	#VALUE!	N/U	0.000	\$ -
Extra card	#VALUE!	#VALUE!	N/U	0.000	\$ -
TOTAL GAS				354.400	\$ 1,000.28

DIESEL FUEL					
VEHICLE #	COST/MILE	MPG	MILES	TOTAL GAL.	TOTAL COST
G-50237	0.18	15.12	260	17.200	\$ 48.08
G-18484	#VALUE!	#VALUE!	N/U	0.000	\$ -
G-18476	0.33	8.59	1,135	132.200	\$ 369.52
G-18795	#VALUE!	#VALUE!	N/U	0.000	\$ -
G-30550	0.37	7.54	2,369	314.000	\$ 887.57
G-30549	0.54	5.20	775	148.900	\$ 417.44
G-38441	0.56	5.00	616	123.200	\$ 346.32
G-67372	0.46	6.15	3,146	511.500	\$ 1,446.72
G-67371	0.45	6.36	1,536	241.500	\$ 689.86
G-70782	0.49	5.72	3,842	671.600	\$ 1,899.83
Distributor	#VALUE!	#VALUE!	N/U	0.000	\$ -
Water Truck	#VALUE!	#VALUE!	N/U	0.000	\$ -
New Transport	0.80	3.78	1,397	369.500	\$ 1,115.76
305	#VALUE!	#VALUE!	N/U	0.000	\$ -
306	0.56	5.00	5	1.000	\$ 2.82
307	8.94	0.31	47	149.600	\$ 419.97
308	2.73	1.03	34	33.000	\$ 92.72
309	#VALUE!	#VALUE!	N/U	0.000	\$ -
310	5.33	0.53	35	66.400	\$ 186.44
311	#DIV/0!	0.00	0	18.000	\$ 50.32
312	#VALUE!	#VALUE!	N/U	0.000	\$ -
313	#VALUE!	#VALUE!	N/U	0.000	\$ -
314	7.85	0.37	54	147.900	\$ 424.00
416	10.11	0.28	55	197.500	\$ 556.19
417	6.16	0.45	48	105.500	\$ 295.76
418	#VALUE!	#VALUE!	N/U	0.000	\$ -
501	#VALUE!	#VALUE!	N/U	0.000	\$ -
Extra card	#VALUE!	#VALUE!	N/U	0.000	\$ -
TOTAL DIESEL				3248.500	\$ 9,249.32

***N/U = NOT USED**

JUNE 2018

TOTAL . \$ 10,695.50

[illegible]

\$ 9.196.16

S
10/01/1981 11:30AM

PRESENTATION

9a.



**CIBOLA
COUNTY**
NEW MEXICO

Fiscal Year 2018-19 Final Budget Recommendation

Investment Fund #101



Active Funds	Beginning Cash	Investments	Projected Revenues	Projected Transfers	Projected Expenditures	Projected Ending Balance
101 - INVESTMENT FUND	\$0	\$5,102,511	\$0	\$0	\$0	\$5,102,511

USB – CD 7 month - \$154,052
 State Investment Pool – LGIP - \$763,428
 Wells Fargo Brokerage Investment - \$311,473
 Bank of New Mexico – CD - \$553,273
 US Bank CDARS Account - \$2,702,235
 USB – CD Annual - \$170, 294
 BNM CD - \$215,248
 BNM CD - \$252,506

TOTAL = \$5,102,511

Vacancy Cost



VACANCY ANALYSIS

Vacant and Filled Positions

DFA FUND #	CIBOLA FUND #	PT FLEED	PT FLEED	PT VACANT	PT VACANT	TEMP VACANT	ELECTED	TOTAL
101	401 - GENERAL FUND	43	5	12			10	70
204	402 - ROAD	11		2				13
207	435 - CONSOLIDATED DISPATCH	17		2				19
223	438 - DWM GRANT					1		1
223	439 - DWM DISTRIBUTION	3		1				4
226	614 - DETENTION CENTER	9						9
203	620 - 1% REAPPRAISAL FUND	1	5					6
TOTAL POSITIONS BUDGETED FOR IN FY2018-19 =		84	10	17	0	1	10	122

These 5 & 5 part time employees are the same people getting paid 50% from each fund so subtract 5 employees from total
TOTAL Position: 117

401 GENERAL FUND VACANCY COST BY DEPARTMENT

(Cost of each department for filling requested vacancies)

DEPARTMENT	# OF VACANCIES	TOTAL COST OF VACANCIES
COMMISSION	0	\$0
PROBATE	0	\$0
BUREAU OF ELECTIONS	1	\$30,708
MANAGER	1	\$56,775
CLERK	2	\$94,954
TREASURER	1	\$52,437
ASSESSOR	0	\$0
IT DATA PROCESSING	0	\$0
RURAL ADDRESS	0	\$0
LAW ENFORCEMENT	6	\$435,101
SANITATION	0	\$0
VECTOR CONTROL	0	\$0
MAINTENANCE	1	\$17,803
TOTAL =	12	\$711,968

ALL OTHER FUND VACANCY COST

FUND	# OF VACANCIES	TOTAL COST OF VACANCIES
402	2	\$117,289
435	2	\$72,743
438	1	\$28,228
439	1	\$44,383
TOTAL =	6	\$262,633



CIBOLA COUNTY
NEW MEXICO

\$973,991

**TOTAL VACANCY BUDGET COST INCLUDING
ALL DEPARTMENT REQUESTS**

GF Vacancy Analysis for FY 2018-19



CIBOLA COUNTY
NEW MEXICO

5% LGD Rule for FY2019 with PILT in June budget

Total Projected Revenues	\$7,881,356
Total Projected Transfers	\$667,121
Total Projected Expenditures	(\$5,587,963)
Revenue & Transfer Growth for FY2019=	\$2,960,514
DFA Check Revenues+Transfers-expenditures as Percentage=	52.98%

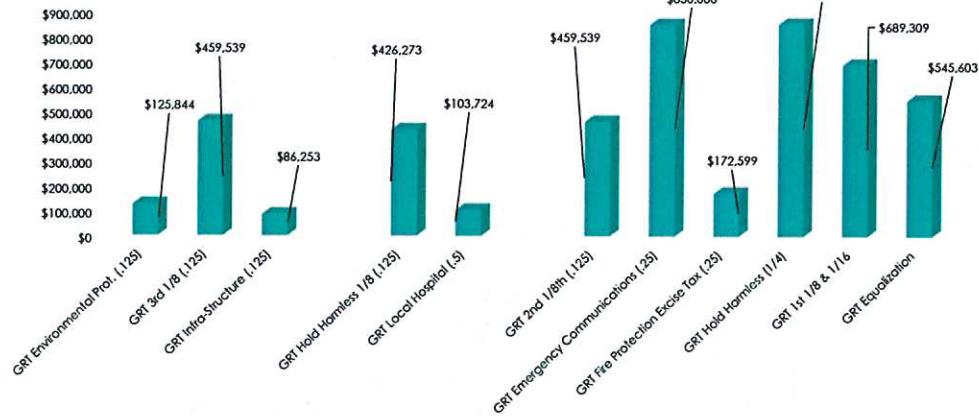
5% LGD Rule for FY2019 budget without PILT in June

Total Projected Revenues w/out PILT in June	\$5,781,356
Total Projected Transfers	\$667,121
Total Projected Expenditures	(\$5,587,963)
Revenue & Transfer Growth for FY2019=	\$860,514
DFA Check Revenues+Transfers-expenditures as Percentage=	15.40%

GRT Breakdown



FY2018 -19 GRT Projection = \$4,225,626



Property Tax History and Projection



Property Tax History & FY2018-19 Projection



ENTITY: Cibola County

Fiscal Year: 2019

PROPERTY TAX BUDGET SUPPORTING SCHEDULE

ROUNDED TO NEAREST DOLLAR

(Insert information into cells with blue font. Black font cells are formula driven)

(A) PROPERTY TAX CATEGORY	(B) YEAR - XXXX FINAL VALUATIONS	(C) OPERATING TAX RATE	(D) TOTAL PRODUCTION (B X C)	(E) COLLECTION RATE %	(F) INDIVIDUAL TOTAL PRODUCTIONS
RESIDENTIAL - Operational	\$128,755,728	0.00862	1,133,264	92.25%	\$1,046,569
NON-RES - Operational	\$199,669,168	0.011559	2,366,080	92.25%	\$2,185,075
OIL & GAS EQUIPMENT	\$0	0.000000	0	0.00%	\$0
OIL & GAS PRODUCTION	\$0	0.000000	0	0.00%	\$0
COPPER	\$0	0.000000	0	0.00%	\$0
GRAND TOTAL PRODUCTIONS			GRAND TOTALS		
PROPERTY TAX - CURRENT YEAR (RESIDENTIAL & NON-RESIDENTIAL COMBINED)			\$3,231,644		
OIL & GAS EQUIPMENT			\$0		
OIL & GAS PRODUCTION			\$0		
COPPER			\$0		

When entering the Operating Tax Rate please enter the rate to the sixth decimal place
(ex - 0.011562) should be entered as 0.011562

When entering the Operating Tax Rate please enter the rate to the sixth decimal place (ex - 11.842 should be entered as 0.011842)

Fire & EMS Funds



<u>Active Funds</u>	<u>Beginning Cash</u>	<u>Investments</u>	<u>Projected Revenues</u>	<u>Projected Transfers</u>	<u>Projected Expenditures</u>	<u>Projected Ending Balance</u>
407 - SAN RAFAEL VFD	\$60,257	\$0	\$175,475	\$7,000	\$213,934	\$28,798
408 - BLUEWATER VFD	\$8,007	\$0	\$87,322	\$386,593	\$470,014	\$11,909
409 - LOBO CANYON VFD	\$68,944	\$0	\$54,137	\$4,078	\$103,800	\$23,359
XXX - SUPERIOR AMBULANCE	\$0	\$0	\$1,500	\$0	\$1,500	\$0
413 - LAGUNA EMS	\$0	\$0	\$14,256	\$0	\$14,256	\$0
415 - PINEHILL EMS	\$0	\$0	\$10,417	\$0	\$10,417	\$0
416 - FENCE LAKE VFD	\$112,407	\$0	\$54,137	\$913	\$47,100	\$120,357
418 - CANDY KITCHEN VFD	\$35,153	\$0	\$75,517	(\$35,927)	\$58,050	\$16,693
419 - LAGUNA VFD	\$219,979	\$0	\$ 272,096	\$0	\$ 417,754	\$74,320
424 - CUBERO VFD	\$55,714	\$0	\$81,202	(\$6,669)	\$69,600	\$60,647
425 - CUBERO EMS	\$0	\$0	\$3,000	\$0	\$3,000	\$0
427 - EL MORRO VFD	\$40,151	\$0	\$54,137	\$7,000	\$67,000	\$34,288

Dispatch, DWI, County Fire, Clerk Community Services & IGA's



<u>Active Funds</u>	<u>Beginning Cash</u>	<u>Investments</u>	<u>Projected Revenues</u>	<u>Projected Transfers</u>	<u>Projected Expenditures</u>	<u>Projected Ending Balance</u>
435 - CONSOLIDATED DISPATCH	\$0	\$0	\$870,415	\$0	\$860,582	\$9,833
438 - DWI GRANT	\$0	\$0	\$81,000	\$2,280	\$83,280	\$0
439 - DWI DISTRIBUTION	\$130,267	\$0	\$226,351	(\$5,390)	\$350,306	\$923
440 - CDWI GRANT	\$0	\$0	\$7,788	\$0	\$7,788	\$0
475 - COUNTY FIRE PROTECTION	\$477,164	\$0	\$173,286	(\$42,000)	\$65,632	\$542,818
500 - CLERK RECORDING/FILING	\$83,127	\$0	\$31,000	\$0	\$33,500	\$80,627
501 - COMMUNITY SERVICES	\$0	\$0	\$0	\$0	\$0	\$0
504 - IGAs-PASS THRU	\$0	\$149,381	\$34,039,155	\$0	\$33,907,155	\$281,381

DFA Requirements




Active Funds	Beginning Cash	Investments	Projected Revenues	Projected Transfers	Projected Expenditures	Projected Ending Balance
401 - GENERAL FUND	\$180,413	\$0	\$7,881,356	\$667,121	\$5,587,963	\$3,140,927
Active Funds	Beginning Cash	Investments	Projected Revenues	Projected Transfers	Projected Expenditures	Projected Ending Balance
402 - ROAD	\$503,481	\$0	\$2,135,273	\$300,000	\$1,678,366	\$1,260,389

- DFA General Fund Reserve Requirement for this budget is \$1,396,990
- Road Fund Reserve Requirement for this budget is \$419,591
- General Fund budget has revenues exceeding total transfers and expenditures.
- GRT in line with DFA review
- Property Tax in Line with DFA calculation
- LEPP, Fire, EMS budgeted per actual distribution amount
- Other distributions budgeted within DFA guidelines

Final Budget Totals



 <div>CIBOLA COUNTY NEW MEXICO</div>		FY 2018-19 Final Budget Proposal RECOMMENDATION					MANAGER'S
Active Funds	<u>Beginning Cash</u>	<u>Investments</u>	<u>Projected Revenues</u>	<u>Projected Transfers</u>	<u>Projected Expenditures</u>	<u>Projected Ending Balance</u>	
TOTALS=	\$5,663,071	\$5,759,591	\$50,966,578	\$0	\$50,125,380	\$12,263,861	

NEW
ITEMS
10 a.

Cibola County Floodplain Development Permit Application

Application # FP 2008 0015 ☒ Use Permit ☐ Variance ☐ Appeal
Permit Fee ~~\$25.00~~ Retro permit. Fee waived

Date 7/12/2018

SECTION I: GENERAL PROVISIONS (APPLICANT to read and sign)


1. No work of any kind may start until a permit is issued.
2. The permit may be revoked if any false statements are made herein.
3. If revoked, all work must cease until permit is re-issued.
4. Development shall not be used or occupied until a Certificate of Compliance is issued.
5. The permit will expire if no work is commenced within six months of issuance.
6. Applicant is hereby informed that additional permits may be required to fulfill local, state, and federal regulatory requirements.
7. Applicant hereby gives consent to the Local Administrator or his/her representative to make reasonable inspections required to verify compliance.
8. All work must be completed within 180 days of permit approval.

CERTIFICATION TO THE ADMINISTRATOR:

As the applicant I certify that I am either the owner or authorized agent of the owner and that all statements herein and in attachments to this application are, to the best of my knowledge, true and accurate. The work to be performed, including flood protection works, is as described below and in attachments hereto. The undersigned agrees that all such work shall be done in accordance with the requirements of the Cibola County Flood Damage Prevention Ordinance 10-02, and with all other applicable Federal ordinances and the laws and regulations of the State of New Mexico.

WARNING: PLEASE READ AND ACKNOWLEDGE.

The Flood Insurance Rate Maps (FIRM) and other flood data used by the Cibola County Floodplain Manager in evaluating flood hazards to proposed developments are considered reasonable and accurate for regulatory purposes and are based on the best available scientific and engineering data. On rare occasions greater floods can and will occur, and flood heights may be increased by man-made or natural causes. Issuance of an exemption certificate does not imply that developments outside the identified areas of special flood hazard will be free from flooding or flood damage. Issuance of an exemption certificate shall not create liability on the part of Cibola County, the Cibola County Floodplain Manager or any officer or employee of Cibola County in the event flooding or flood damage does occur. The undersigned hereby makes application for a Floodplain Use Permit.


(Print name of Agent/Owner)

(Signature of Agent/Owner)

Date

7/12/2018

SECTION 2: OWNER/PROJECT INFORMATION (To be completed by APPLICANT)

Owner or Agent Chandra Gordon
Owner Name (if agent) Chandra Gordon
Mailing Address Po Box 3348 City Milam
Property Address (from County Addressor) 21 Thunderbird Rd Milam
State NM Zip Code 87021 Phone 505-240-0823
Engineer Pete Fernandez - Cheap O Backhoe
Property Legal Description Attached

Description of Work (Check all applicable boxes)

A. Structural Development

Activity Structure Type

- ☐ New Structure* ☐ Residential (1-4 Family)
☐ Addition* ☐ Residential (4+ Family)
☐ Renovations*/Repairs*/ ☐ Non-Residential (Floodproofing? ☐ Yes)
Maintenance* ☐ Manufactured Home

B. Other Development Activities

- ☐ Paving ☐ Grading ☐ Filling ☐ Mining
☐ Excavation (Except for Structural Development Checked Above)
☐ Watercourse Alteration (Including Dredging and Channel Modifications)
☐ Drainage Improvements (Including Culvert Work)
☐ Road, Street, Bridge Construction*
☒ Individual Water or Sewer System
☐ Other (Please describe)

✓ *Notice: FEMA elevation Certificate MUST be attached to this application

Elevation of the 100-year (Base) flood (Identify source if other than the FIRM): 6569.48 ft. (NAVD1988)
Highest adjacent grade at the development site (natural ground): 6564.5 ft. (NAVD1988)
Lowest adjacent grade at the development site (natural ground): 6561.64 ft. (NAVD1988)
Required elevation/depth for lowest floor (including basement): _____ ft. (NAVD1988)
Proposed elevation/height above grade for lowest floor (incl. basement): _____ ft. (NAVD1988)

THIS PERMIT IS ISSUED WITH THE CONDITION THAT THE LOWEST FLOOD (INCLUDING BASEMENT) OF ANY NEW OR SUBSTANTIALLY IMPROVED BUILDING WILL BE ELEVATED TO AT LEAST THE 100-YEAR (BASE) FLOOD ELEVATION (IF AVAILABLE) OR AT LEAST TWO FEET ABOVE THE HIGHEST ADJACENT GRADE (IN AO ZONES), AND THAT IF THE DEVELOPMENT IS PROPOSED IN A DELINEATED FLOODWAY, THE DEVELOPMENT WILL CAUSE NO INCREASE IN THE 100-YEAR (BASE) FLOOD ELEVATION.

OR

THIS PERMIT IS ISSUED WITH THE CONDITION THAT ANY NEW OR SUBSTANTIALLY IMPROVED BUILDING (INCLUDING ANY MANUFACTURED HOUSE) COVERED BY THIS PERMIT WILL BE BUILT ON COMPACTED FILL THAT IS AT LEAST AS HIGH AS THE 100-YEAR (BASE) FLOOD ELEVATION, AND THAT SUCH FILL WILL EXTEND AT LEAST TEN FEET FROM ALL WALLS OF THE BUILDING BEFORE IT DROPS BELOW THE 100-YEAR (BASE) FLOOD ELEVATION.

THIS PERMIT IS ISSUED WITH THE CONDITION THAT THE DEVELOPER/OWNER OF ANY NEW OR SUBSTANTIALLY IMPROVED BUILDING (INCLUDING ANY MANUFACTURED HOUSE) WILL PROVIDE A COMPLETED FEMA ELEVATION CERTIFICATE BY A REGISTERED ENGINEER OR LAND SURVEYOR BASED ON "ACTUAL CONSTRUCTION" PRIOR TO ISSUANCE OF AN OCCUPANCY PERMIT.

Application, Plans and Specifications Received this 7th Day of July, 2018


(Signature of Agent/Owner)


(Signature of Floodplain Administrator)

SECTION 3: ADDITIONAL INFORMATION (To be completed by APPLICANT)

If the proposed development is located in a Special Flood Hazard Area the applicant must submit the documents as noted below, before the application can be processed:

- ☐ Development plans, drawn to scale, and specifications, including where applicable: details for anchoring structures, proposed elevation of lowest floor (including basement), types of water-resistant materials used below the first floor, details of floodproofing of utilities located below the first floor, and details of enclosures below the first floor. (Required for structural development activities.)
- ☐ Completed Floodplain Building application (Required for building permit requests involving structures.)
- ☐ A copy of all data and hydraulic/hydrologic calculations used to determine the base flood elevation and floodway limits.
- ☐ A copy of all data and hydraulic/hydrologic calculations used to determine the floodway limits. (Required for proposed development in the floodplain where base flood elevations are established but no floodway or non-encroachment areas are determined.)
- ☐ Plans showing the extent of watercourse relocation and/or landform alterations. (As applicable)
- ☐ Change in water elevation (in feet) Meets ordinance limits on elevation increases: ☐ YES ☐ NO (Required for proposed encroachments to a floodway or non-encroachment area.)
- ☐ Top of new compacted fill elevation _____ ft. (NAVD1988). (Required for development involving fill in the floodplain.)
- ☐ Floodproofing protection level (non-residential only) _____ ft. (NAVD1988). Applicant must attach certification from registered engineer. (Required for floodproofed structures.)
- ☐ Certification from a registered engineer that the proposed activity in a regulatory floodway will not Result in any increase in the height of the regulatory flood event, or conditional approval issued by FEMA via a Conditional Letter of Map Revision (CLOMR) for the proposed activity. A copy of all data and hydraulic/hydrologic calculations supporting this finding must also be submitted. (Required for proposed encroachments to a floodway or non-encroachment area.)
- ☒ A certified and completed Elevation Certificate that includes the proposed elevation of lowest floor (including basement). Applicant must submit the Elevation Certificate before construction (based on construction drawings), when building is under construction (before lowest floor is completed), and when construction is finished (as-built elevations).
- ☐ A certified and completed Floodproofing Certificate for floodproofed non-residential structures.
- ☐ Location of all fill that will be stored in the floodplain, and statement of the amount of fill In addition, for a house show: The existing ground elevation and calculated height of the base flood elevation
- ☐ For a bridge submittal drawings and specifications for the bridge, certified by a registered professional Engineer. Calculations showing amount of fill (if any). A cross section at bridge location showing existing conditions, proposed conditions and BFE level. A site plan showing the location of all existing structures, water bodies, adjacent roads, lot dimensions, and proposed development. A copy of all data and hydraulic/hydrologic calculations supporting bridge submittal must also be submitted.
- ☐ Other:

SECTION 4: COMPLIANCE ACTION (To be completed by LOCAL ADMINISTRATOR)

The LOCAL ADMINISTRATOR will complete this section as applicable based on inspection of the project to ensure compliance with the community's local law for flood damage prevention.

✦ 1st INSPECTION DATE _____ BY _____ DEFICIENCIES? ☐ Yes ☐ No

2nd INSPECTION DATE _____ BY _____ DEFICIENCIES? ☐ Yes ☐ No

1st Elevation Certificate Date _____ Final Elevation Certificate Date _____

Certificate of Compliance issued: DATE _____ BY _____

FLOODPLAIN MANAGER

Application Action Taken: ☐ Approved ☐ Denied ☐ Other _____

Floodplain Administrator

Date

CIBOLA COUNTY COMMISSIONERS APPLICATION

Action Taken: ☐ Variance ☐ Appeal ☐ Approved ☐ Denied ☐ Other _____

Commission Action Confirmed By: _____

Floodplain Administrator

Date of BCC meeting

ELEVATION CERTIFICATE

OMB No. 1660-0008
Expires February 28, 2009

Important: Read the instructions on pages 1-8.

SECTION A - PROPERTY INFORMATION

A1. Building Owner's Name <u>CHANDRA GORDON</u>		For Insurance Company Use:
A2. Building Street Address (including Apt., Unit, Suite, and/or Bldg. No.) or P.O. Route and Box No. <u>101 THUNDERBIRD ROAD</u>		Policy Number
City <u>MILAN</u>	State <u>N.M.</u>	Company/NAIC Number
A3. Property Description (Lot and Block Numbers, Tax Parcel Number, Legal Description, etc.) <u>SEE ATTACHED SHEET FOR LEGAL DESCRIPTION</u>		ZIP Code <u>87021</u>
A4. Building Use (e.g., Residential, Non-Residential, Addition, Accessory, etc.) <u>Residential</u>		
A5. Latitude/Longitude: Lat. <u>35°15'06"</u> Long. <u>107°52'01"</u>		Horizontal Datum: <input checked="" type="checkbox"/> NAD 1927 <input type="checkbox"/> NAD 1983
A6. Attach at least 2 photographs of the building if the Certificate is being used to obtain flood insurance.		
A7. Building Diagram Number <u>8</u>		
A8. For a building with a crawl space or enclosure(s), provide: a) Square footage of crawl space or enclosure(s) <u>1305</u> sq ft b) No. of permanent flood openings in the crawl space or enclosure(s) walls within 1.0 foot above adjacent grade <u>NONE</u> c) Total net area of flood openings in A8.b <u>0</u> sq in		A9. For a building with an attached garage, provide: a) Square footage of attached garage <u>N/A</u> sq ft b) No. of permanent flood openings in the attached garage walls within 1.0 foot above adjacent grade <u>N/A</u> c) Total net area of flood openings in A9.b <u>N/A</u> sq in

SECTION B - FLOOD INSURANCE RATE MAP (FIRM) INFORMATION

B1. NFIP Community Name & Community Number <u>CIBOLA COUNTY 350145 0250 A</u>		B2. County Name <u>CIBOLA</u>	B3. State <u>N.M.</u>		
B4. Map/Panel Number <u>350145 0250</u>	B5. Suffix <u>A</u>	B6. FIRM Index Date	B7. FIRM Panel Effective/Revised Date <u>JULY 2, 1984</u>	B8. Flood Zone(s) <u>A</u>	B9. Base Flood Elevation(s) (Zone AO, use base flood depth) <u>UNDETERMINED</u>
B10. Indicate the source of the Base Flood Elevation (BFE) data or base flood depth entered in Item B9. <input type="checkbox"/> FIS Profile <input type="checkbox"/> FIRM <input type="checkbox"/> Community Determined <input checked="" type="checkbox"/> Other (Describe) <u>TOLTEL STATION</u>					
B11. Indicate elevation datum used for BFE in Item B9: <input type="checkbox"/> NGVD 1929 <input checked="" type="checkbox"/> NAVD 1988 <input type="checkbox"/> Other (Describe)					
B12. Is the building located in a Coastal Barrier Resources System (CBRS) area or Otherwise Protected Area (OPA)? <input type="checkbox"/> Yes <input checked="" type="checkbox"/> No Designation Date <input type="checkbox"/> CBRS <input type="checkbox"/> OPA					

SECTION C - BUILDING ELEVATION INFORMATION (SURVEY REQUIRED)

C1. Building elevations are based on: ☐ Construction Drawings* ☐ Building Under Construction* ☒ Finished Construction
*A new Elevation Certificate will be required when construction of the building is complete.

C2. Elevations - Zones A1-A30, AE, AH, A (with BFE), VE, V1-V30, V (with BFE), AR, AR/A, AR/AE, AR/A1-A30, AR/AH, AR/AO. Complete Items C2.a-g below according to the building diagram specified in Item A7.
Benchmark Utilized TOLTEL Vertical Datum 6569.48
Conversion/Comments

Check the measurement used.


- | | | |
|---|---|--|
| a) Top of bottom floor (including basement, crawl space, or enclosure floor) | <u>6564.52</u> <input checked="" type="checkbox"/> feet | <input type="checkbox"/> meters (Puerto Rico only) |
| b) Top of the next higher floor | <u>6566.92</u> <input checked="" type="checkbox"/> feet | <input type="checkbox"/> meters (Puerto Rico only) |
| c) Bottom of the lowest horizontal structural member (V Zones only) | <u> </u> <input type="checkbox"/> feet | <input type="checkbox"/> meters (Puerto Rico only) |
| d) Attached garage (top of slab) | <u>N/A</u> <input type="checkbox"/> feet | <input type="checkbox"/> meters (Puerto Rico only) |
| e) Lowest elevation of machinery or equipment servicing the building (Describe type of equipment in Comments) | <u>N/A</u> <input checked="" type="checkbox"/> feet | <input type="checkbox"/> meters (Puerto Rico only) |
| f) Lowest adjacent (finished) grade (LAG) | <u>6561.64</u> <input checked="" type="checkbox"/> feet | <input type="checkbox"/> meters (Puerto Rico only) |
| g) Highest adjacent (finished) grade (HAG) | <u>6564.5</u> <input checked="" type="checkbox"/> feet | <input type="checkbox"/> meters (Puerto Rico only) |

SECTION D - SURVEYOR, ENGINEER, OR ARCHITECT CERTIFICATION

This certification is to be signed and sealed by a land surveyor, engineer, or architect authorized by law to certify elevation information. I certify that the information on this Certificate represents my best efforts to interpret the data available. I understand that any false statement may be punishable by fine or imprisonment under 18 U.S. Code, Section 1001.

☒ Check here if comments are provided on back of form.

Certifier's Name <u>GEORGE J. MARQUEZ</u>		License Number <u>NMPLS 5216</u>	
Title <u>OWNER</u>		Company Name <u>GEORGE J. MARQUEZ SURVEYING CO</u>	
Address <u>P.O. BOX 11, BLUEWATER</u>		State <u>N.M.</u>	
City <u>4-26-08</u>		ZIP Code <u>87005</u>	
Signature <u>George J. Marquez</u>		Telephone <u>505-876-2684</u>	



IMPORTANT: In these spaces, copy the corresponding information from Section A.

Building Street Address (including Apt., Unit, Suite, and/or Bldg. No.) or P.O. Route and Box No.

101 THUNDERBIRD ROAD

City

MILAN

State

N.M.

ZIP Code

87021

For Insurance Company Use:

Policy Number

Company NAIC Number

SECTION D - SURVEYOR, ENGINEER, OR ARCHITECT CERTIFICATION (CONTINUED)

Copy both sides of this Elevation Certificate for (1) community official, (2) insurance agent/company, and (3) building owner.

Comments

NO FLOOD PLANE ELEVATION IS ON FEMA MAP. FLOOR ELEVATION IS 2.42 FEET HIGHER THEN GROUND AND IS 5.28 FEET HIGHER THEN DRAINAGE ON THE SOUTH

SIDE OF HOUSE. *George Marquez* 4-24-08

Signature

Date

☐ Check here if attachments

SECTION E - BUILDING ELEVATION INFORMATION (SURVEY NOT REQUIRED) FOR ZONE AO AND ZONE A (WITHOUT BFE)

For Zones AO and A (without BFE), complete Items E1-E5. If the Certificate is intended to support a LOMA or LOMR-F request, complete Sections A, B, and C. For Items E1-E4, use natural grade, if available. Check the measurement used. In Puerto Rico only, enter meters.

E1. Provide elevation information for the following and check the appropriate boxes to show whether the elevation is above or below the highest adjacent grade (HAG) and the lowest adjacent grade (LAG).

a) Top of bottom floor (including basement, crawl space, or enclosure) is _____ feet _____ meters ☐ above or ☐ below the HAG.

b) Top of bottom floor (including basement, crawl space, or enclosure) is _____ feet _____ meters ☐ above or ☐ below the LAG.

E2. For Building Diagrams 6-8 with permanent flood openings provided in Section A Items 8 and/or 9 (see page 8 of Instructions), the next higher floor (elevation C2.b in the diagrams) of the building is _____ feet _____ meters ☐ above or ☐ below the HAG.

E3. Attached garage (top of slab) is _____ feet _____ meters ☐ above or ☐ below the HAG.

E4. Top of platform of machinery and/or equipment servicing the building is _____ feet _____ meters ☐ above or ☐ below the HAG.

E5. Zone AO only: If no flood depth number is available, is the top of the bottom floor elevated in accordance with the community's floodplain management ordinance? ☐ Yes ☐ No ☐ Unknown. The local official must certify this information in Section G.

SECTION F - PROPERTY OWNER (OR OWNER'S REPRESENTATIVE) CERTIFICATION

The property owner or owner's authorized representative who completes Sections A, B, and E for Zone A (without a FEMA-issued or community-issued BFE) or Zone AO must sign here. The statements in Sections A, B, and E are correct to the best of my knowledge.

Property Owner's or Owner's Authorized Representative's Name

Address

City

State

ZIP Code

Signature

Date

Telephone

Comments

☐ Check here if attachments

SECTION G - COMMUNITY INFORMATION (OPTIONAL)

The local official who is authorized by law or ordinance to administer the community's floodplain management ordinance can complete Sections A, B, C (or E), and G of this Elevation Certificate. Complete the applicable item(s) and sign below. Check the measurement used in Items G8 and G9.

G1. ☐ The information in Section C was taken from other documentation that has been signed and sealed by a licensed surveyor, engineer, or architect who is authorized by law to certify elevation information. (Indicate the source and date of the elevation data in the Comments area below.)

G2. ☐ A community official completed Section E for a building located in Zone A (without a FEMA-issued or community-issued BFE) or Zone AO.

G3. ☐ The following information (Items G4-G9) is provided for community floodplain management purposes.

G4. Permit Number

G5. Date Permit Issued

G6. Date Certificate Of Compliance/Occupancy Issued

G7. This permit has been issued for: ☐ New Construction ☐ Substantial Improvement

G8. Elevation of as-built lowest floor (including basement) of the building: _____ feet _____ meters (PR) Datum _____

G9. BFE or (in Zone AO) depth of flooding at the building site: _____ feet _____ meters (PR) Datum _____

Local Official's Name

Title

Community Name

Telephone

Signature

Date

Comments

☐ Check here if attachments

LEGAL DESCRIPTION

A CERTAIN TRACT OF LAND SITUATED WITHIN THE SOUTHEAST QUARTER (SE1/4) OF SECTION 34, TOWNSHIP 12 NORTH, RANGE 10 WEST, N.M.P.M., CIBOLA COUNTY, NEW MEXICO AND BEING MORE PARTICULARLY DESCRIBED AS FOLLOWS:


BEGINNING AT THE SOUTHWEST CORNER OF THE HEREIN DESCRIBED TRACT, BEING A POINT ON THE SOUTH LINE OF SAID SECTION 34, WHENCE THE SOUTHWEST CORNER OF SAID SECTION 34, BEING AN ALUMINUM CAP IN PLACE BEARS N 89 DEG. 58' 55" W, AND IS 3962.81 FEET DISTANT; THENCE FROM THE ABOVE SAID POINT OF BEGINNING N 00 DEG. 49' 29" W, A DISTANCE OF 243.71 FEET TO THE NORTHWEST CORNER; THENCE S 89 DEG. 47' 56" E, A DISTANCE OF 1269.28 FEET TO A POINT IN THE WESTERLY RIGHT-OF-WAY LINE OF MURRY ROAD FOR THE NORTHEAST CORNER; THENCE S 00 DEG. 03' 52" E, ALONG SAID WESTERLY RIGHT-OF-WAY LINE OF DISTANCE OF 239.62 FEET TO THE SOUTHEAST CORNER BEING A POINT IN THE ABOVE SAID SOUTHLINE OF SECTION 34; THENCE N 89 DEG. 58' 55" W, ALONG SAID SOUTH LINE OF SECTION 34 A DISTANCE OF 1266.63 FEET TO THE POINT AND PLACE OF BEGINNING.

Building Photographs

Continuation Page

Building Street Address (including Apt, Unit, Suite, and/or Bldg. No.) or P.O. Route and Box No. 101 THUNDERBIRD ROAD			For Insurance Company Use
			Policy Number
City MILAN	State N.M.	ZIP Code 87021	Company NAIC Number

If submitting more photographs than will fit on the preceding page, affix the additional photographs below. Identify all photographs with: date taken; "Front View" and "Rear View"; and, if required, "Right Side View" and "Left Side View."



NEW
ITEMS
10 b.

German Martinez

709 Houston Ave, Grants, NM 87020
(505) 263-4693, gersebmar@gmail.com

EDUCATION

University of Utah, Salt Lake City-Utah
BS Behavioral Science and Health

Aug 2006-May 2009
GPA: 3.2 out of 4.0

NM Highland University
MBA Finance

Jan 2012-May 2015
Degree

SKILLS

Capital Projects	Technology Tools	Communications
* Design and Construction management \$17M project	* SPSS – Data mining and Statistical Analysis Software	* Excellent verbal, written and public speaking skills
* Finance forecasting for General Obligation Bond	* Microsoft Office: Excel, Word, PowerPoint	* Able to lead and work in a team environment
* Facility master planning	* Apta Accounting software, Visions Accounting, Quickbooks	* Proficient in Spanish and Portuguese

PROFESSIONAL EXPERIENCE

Grants-Cibola County Schools

Director of Finance

June 2014-Current
Grants, NM

- * Mill levy and bond finance management
- * Managing internal controls within regulatory compliance
- * Sustaining operating budget of \$60M

The Vigil Group

Business Manager

July 2013-May 2014
Albuquerque, NM

- * Accounting policy development and implementation
- * New charter school development and capital financial planning
- * Managing multiple charter school budgets

NM Coalition of Charter Schools

Accounts Payable Specialist

Mar 2010-June 2013
Albuquerque, NM

- * Accounts Payable Coordinator
- * Budget development, implementation, and management
- * Federal grant management

Beehive Homes of Albuquerque

Manager of Assisted Living Facility

Aug 2009-Mar 2010
Albuquerque, NM

- * Maintained cost efficiency of supplies and employee wages to realize budget demands
- * Directed multiple facets of HR including: hiring, training, and performance evaluation of staff
- * Supervised 10 staff members to provide 24/7 direct care for 16 residents

University of Utah Physical Therapy

Clinic Facilitator (MS Research project)

Jan 2008-Aug 2008
Salt Lake City, Utah

- * Coordinated the rehabilitation records of patients
- * Monitored patient vital signs during check in/out

VOLUNTEER WORK

Full-time Volunteer Church Representative

Aug 2001-Aug 2003

- * Coordinated community service projects for local organizations
- * Organized district overview of foreign relations in the city of Fortaleza, Brazil

NEW
ITEMS
10 c.

Cibola County Commission

Robert J. Armijo, Chairman
Daniel J. Torrez, 1st Vice-Chair
Jack P. Moleres, 2nd Vice-Chair
Robert S. Windhorst, Commissioner
Martha Garcia, Commissioner

Cibola County
700 E. Roosevelt Ave., Suite 50
Grants, New Mexico 87020
Phone (505) 287-9431 – Fax (505) 285-5434



Kate Fletcher
County Manager

Resolution No. 18-42

Fiscal Year 2018
BUDGET ADJUSTMENT No. 8

WHEREAS, the Board of County Commissioners for the County of Cibola is the duly constituted governing body of the County and serves *ex officio* as the County Board of Finance with authority for establishing, monitoring, and adjusting the County's budget; and

WHEREAS, periodic budget adjustments are required to establish correct beginning cash balances; allow for new transfers; to allow for budget increases and decreases to revenues and expenditures to offset any unanticipated revenues and/or expenditures; and to correct amounts when required; and

WHEREAS, the budget adjustments and the associated line items with amounts stated on the attached, *Schedule of Budget Adjustments* is essential.

NOW, THEREFORE, BE IT RESOLVED BY THE BOARD OF COUNTY COMMISSIONERS for the COUNTY OF CIBOLA, STATE OF NEW MEXICO, ex officio COUNTY BOARD OF FINANCE that the adjustments included in this document are deemed necessary to the operations of the County for the 2018 fiscal year ending June 30, 2018.

PASSED, APPROVED and ADOPTED by the governing body at a special meeting on the 30th day of July 2018.

THE BOARD OF COUNTY COMMISSIONERS:

Robert J. Armijo, Chairman

Daniel J. Torrez, 1st Vice-Chair

Jack P. Moleres, 2nd Vice-Chair

Robert S. Windhorst, Commissioner

Martha Garcia, Commissioner

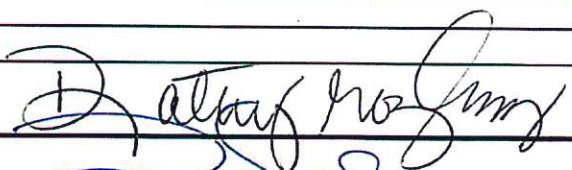

ATTEST:

Michelle E Dominguez, County Clerk

Budget Adjustment Request
Cibola County, New Mexico
(Subject to Review)

Request Date: 11/1/2017

For Fiscal Year: 2017-2018 (FY17)

Department or Program: <u>Treasurer's</u>		
<input checked="" type="radio"/> Internal Budget Adjustment <input type="radio"/> Budget Increase		
Source of Funds (Revenue, Transfers, Special Items)		
Account Number	Description	Decrease
401-004-406-00009	Office Equipment and Supplies	\$ 1,000.00
Total		\$ 1,000.00
Uses of Funds (Expenditures, Other Financing Uses, etc.)		
Account Number	Description	Increase
401-004-406-00098	Training and Staff Development	\$ 1,000.00
Total		\$ 1,000.00
Reason for adjustment(s) (Required): 2018 NMAC Legislative Session and Edge Classes		
Requestor's Name: <u></u>		Date: <u>11/1/17</u>
Department Head's Approval: <u></u>		Date: <u>11/1/17</u>

Finance Director's Approval: _____

Date: _____

County Manager's Approval: 

Date: 11-06-17

For Fiscal Year: 2017-2018 (FY18)

☐ Budget Increase

Date: 01.11.2018

Budget Adjustment Request
Cibola County, New Mexico

Request Date: 6/22/2018

For Fiscal Year: 2017-2018 (FY18)

Department or Program: DWI

☒ Internal Budget Adjustment

☐ Budget Increase

Source of Funds (Revenue, Transfers, Special Items)

Account Number	Description	Decrease
439-060-437-08140	OPERATING COSTS	\$ 7,103.50
439-060-437-00098	Training & Staff Development	\$ 1,746.56
439-060-437-00002	FULL TIME SALARIES	\$ 7,000.00
439-060-437-		
439-060-437-		
439-060-437-		
439-060-437-		
Total		\$ 15,850.06

Uses of Funds (Expenditures, Other Financing Uses, etc.)

Account Number	Description	Increase
439-060-437-00007	Telecommunications	\$ 3,000.00
439-060-437-00010	MILEAGE & PER DIEM	\$ 1,746.56
439-060-437-00013	Rental of Equipment	\$ 1,400.00
439-060-437-00005	Overtime Salaries	\$ 500.00
439-060-437-00004	TEMPORARY SALARIES	\$ 6,500.00
439-060-437-00076	Testing Supplies	\$ 2,703.50
439-060-437-		
439-060-437-		
Total		\$ 15,850.06

Reason for adjustment(s) (Required):

Ballancing of budget lines for year end

Requestor's Name: _____

Date: _____

Department Head's Approval: 

Date: 6/22/2018

Finance Director's Approval: _____

Date: _____

County Manager's Approval: _____

Date: _____

Budget Report

401 GENERAL FUND

For Fiscal: 2017-2018 Period Ending: 06/30/2018

	Original Total Budget	Current Total Budget	Period Activity	Fiscal Activity	Encumbrances	Variance Favorable (Unfavorable)	Percent Used
SPECIAL PROJECTS							
Department: 412 - Data Processing Total:	10,000.00	4,000.00	0.00	0.00	0.00	4,000.00	0.00 %
	338,425.00	338,425.00	14,082.29	223,047.60	0.00	115,377.40	65.91 %
Department: 413 - Probate							
Elected Officials Salaries	23,028.00	23,028.00	1,771.40	23,028.20	0.00	-0.20	100.00 %
POSTAGE	10.00	10.00	0.00	0.00	0.00	10.00	0.00 %
Telecommunications	1,500.00	1,500.00	248.19	987.73	0.00	512.27	65.85 %
Office Equipment & Supplies	3,000.00	3,000.00	0.00	214.42	0.00	2,785.58	7.15 %
Social Security 6.2%	1,428.00	1,428.00	109.82	1,427.66	0.00	0.34	99.98 %
GROUP INS	65.00	65.00	5.38	64.56	0.00	0.44	99.32 %
Worker's Comp. Assessment \$9.20/year per EE	10.00	10.00	2.30	9.20	0.00	0.80	92.00 %
Medicare 1.45%	334.00	334.00	25.68	333.84	0.00	0.16	99.95 %
Training & Staff Development	400.00	400.00	0.00	200.00	0.00	200.00	50.00 %
Department: 413 - Probate Total:	29,775.00	29,775.00	2,162.77	26,265.61	0.00	3,509.39	88.21 %
Department: 414 - Vector Control							
Professional Services	38,520.00	38,520.00	9,675.00	48,375.00	0.00	-9,855.00	125.58 %
Department: 414 - Vector Control Total:	38,520.00	38,520.00	9,675.00	48,375.00	0.00	-9,855.00	125.58 %
Department: 415 - Rural Addressing							
FULL TIME SALARIES	95,506.00	95,506.00	7,346.18	92,642.22	0.00	2,863.78	97.00 %
POSTAGE	270.00	270.00	0.00	0.00	0.00	270.00	0.00 %
Telecommunications	0.00	0.00	213.49	505.88	0.00	-505.88	0.00 %
Office Equipment & Supplies	3,500.00	3,500.00	20.41	2,276.96	0.00	1,223.04	65.06 %
MILEAGE & PER DIEM	0.00	0.00	0.00	-24.00	0.00	24.00	0.00 %
Vehicle Expense	1,500.00	1,500.00	62.95	352.70	0.00	1,147.30	23.51 %
EQUIP MAINT & REPAIR	14,500.00	14,500.00	0.00	11,170.86	0.00	3,329.14	77.04 %
PERA Muni Plan 2 - 9.55%	8,739.00	8,739.00	701.56	8,842.92	0.00	-103.92	101.19 %
Social Security 6.2%	5,921.00	5,921.00	444.74	5,615.08	0.00	305.92	94.83 %
GROUP INS	27,493.00	27,493.00	2,291.06	27,492.72	0.00	0.28	100.00 %
Worker's Comp. Assessment \$9.20/year per EE	20.00	20.00	4.60	18.40	0.00	1.60	92.00 %
Medicare 1.45%	1,385.00	1,385.00	104.00	1,313.13	0.00	71.87	94.81 %
Retiree Health Care 2.0%	1,910.00	1,910.00	146.92	1,851.91	0.00	58.09	96.96 %
Training & Staff Development	2,000.00	2,000.00	0.00	205.00	0.00	1,795.00	10.25 %
Department: 415 - Rural Addressing Total:	162,744.00	162,744.00	11,335.91	152,263.78	0.00	10,480.22	93.56 %
Department: 499 - Transfers							
From 101 to 401	0.00	-5,552,000.00	0.00	-4,162,075.64	0.00	-1,389,924.36	74.97 %
From 401 to 402	0.00	800,000.00	0.00	608,880.93	0.00	191,119.07	76.11 %
From 401 to 435	0.00	180,000.00	-27,114.34	121,924.53	0.00	58,075.47	67.74 %
From 401 to 501	0.00	90,000.00	15,642.92	91,256.94	0.00	-1,256.94	101.40 %
From 565 to 401	0.00	-524,482.00	0.00	-524,481.26	0.00	-0.74	100.00 %
From 566 to 401	0.00	-742,400.00	0.00	-742,400.00	0.00	0.00	100.00 %
From 401 to 603	0.00	134,000.00	39,248.96	117,604.80	0.00	16,395.20	87.76 %

Budget Report

For Fiscal: 2017-2018 Period Ending: 06/30/2018

Fund: 501 - COMMUNITY SERVICES

Expense

Department: 440 - Community Services

501-008-440-00061 County Extension Service
 501-008-440-00160 Cibola Transit Authority
 501-008-440-00404 Chamber of Commerce
 501-008-440-00412 Recreation
 501-008-440-00418 Recycle Cibola
 501-009-440-00414 Economic Development

Department: 440 - Community Services Total:

Department: 499 - Transfers

501-013-499-09401 From 401 to 501
 501-013-499-09405 From 405 to 501

Department: 499 - Transfers Total:

Expense Total:

Fund: 501 - COMMUNITY SERVICES Total:

Original Total Budget	Current Total Budget	Period Activity	Fiscal Activity	Encumbrances	Variance Favorable (Unfavorable)	Percent Used
55,905.00	55,905.00	13,976.25	55,905.00	0.00	0.00	100.00 %
0.00	7,611.00	0.00	7,610.57	0.00	0.43	99.99 %
0.00	3,875.00	0.00	3,875.00	0.00	0.00	100.00 %
0.00	5,250.00	0.00	5,250.00	0.00	0.00	100.00 %
0.00	283.00	0.00	283.00	0.00	0.00	100.00 %
20,000.00	20,000.00	1,666.67	18,333.37	0.00	1,666.63	91.67 %
75,905.00	92,924.00	15,642.92	91,256.94	0.00	1,667.06	98.21 %
0.00	-90,000.00	-15,642.92	-91,256.94	0.00	1,256.94	101.40 %
-75,905.00	0.00	0.00	0.00	0.00	0.00	0.00 %
-75,905.00	-90,000.00	-15,642.92	-91,256.94	0.00	1,256.94	101.40 %
0.00	2,924.00	0.00	0.00	0.00	2,924.00	0.00 %
0.00	2,924.00	0.00	0.00	0.00	2,924.00	0.00 %

Budget Report

For Fiscal: 2017-2018 Period Ending: 06/30/2018

Fund: 403 - FARM & RANGE

Revenue

403-41-300-31400
403-41-300-54000

Other Revenue
Taylor Grazing Act Fees

Expense

Department: 417 - Farm & Range

403-030-417-00092

RODENT & PRED. ANIMAL CONTROL

Department: 417 - Farm & Range Total:

Department: 499 - Transfers

403-031-499-09405

From 405 to 403

Department: 499 - Transfers Total:

Expense Total:

Fund: 403 - FARM & RANGE Surplus (Deficit):

	Original Total Budget	Current Total Budget	Period Activity	Fiscal Activity	Encumbrances	Variance Favorable (Unfavorable)	Percent Used
Revenue Total:	5,000.00 5,525.00 10,525.00	5,000.00 5,525.00 10,525.00	0.00 0.00 0.00	5,000.00 12,121.65 17,121.65	0.00 0.00 0.00	0.00 6,596.65 6,596.65	100.00 % 219.40 % 162.68 %
Expense							
Department: 417 - Farm & Range	22,000.00 22,000.00	22,000.00 22,000.00	4,250.46 4,250.46	22,499.97 22,499.97	0.00 0.00	-499.97 -499.97	102.27 % 102.27 %
Department: 499 - Transfers	-11,475.00 -11,475.00	-11,475.00 -11,475.00	5,871.19 5,871.19	-5,378.32 -5,378.32	0.00 0.00	-6,096.68 -6,096.68	46.87 % 46.87 %
Expense Total:	10,525.00	10,525.00	10,121.65	17,121.65	0.00	-6,596.65	162.68 %
Fund: 403 - FARM & RANGE Surplus (Deficit):	0.00	0.00	-10,121.65	0.00	0.00	0.00	0.00 %

Budget Report

For Fiscal: 2017-2018 Period Ending: 06/30/2018

Fund: 405 - RESERVE

Revenue

405-15-300-41100	GRT Local Hospital (.5)	0.00	52,000.00	8,355.14	103,724.39	0.00	51,724.39	199.47 %
405-15-360-18100	Interest On Delinquent Taxes	0.00	-1,000.00	67.72	2,178.73	0.00	3,178.73	217.87 %
405-15-360-18200	Penalty On Delinquent Taxes	0.00	-7,000.00	46.86	2,771.24	0.00	9,771.24	39.59 %
405-18-300-76000	Federal Allotment (PILT)	1,600,000.00	1,600,000.00	2,110,699.00	2,110,699.00	0.00	510,699.00	131.92 %
405-20-360-29100	Hospital Rent Pymts Received	169,000.00	169,000.00	0.00	169,000.00	0.00	0.00	100.00 %
405-24-300-76500	NEXTAIR PILOT	312,500.00	312,500.00	0.00	312,500.00	0.00	0.00	100.00 %

Revenue Total:

2,081,500.00	2,125,500.00	2,119,168.72	2,700,873.36	0.00	575,373.36	127.07 %
--------------	--------------	--------------	--------------	------	------------	----------

Expense

Department: 419 - Reserve

405-004-419-00039	INCIDENTAL PAY	6,000.00	6,000.00	0.00	0.00	0.00	6,000.00	0.00 %
405-010-419-01261	Administrative Charges	0.00	0.00	275.27	3,531.93	0.00	-3,531.93	0.00 %

Department: 419 - Reserve Total:

6,000.00	6,000.00	275.27	3,531.93	0.00	2,468.07	58.87 %
----------	----------	--------	----------	------	----------	---------

Department: 499 - Transfers

405-012-499-09401	From 405 to 401	-209,698.00	-209,698.00	0.00	0.00	0.00	-209,698.00	0.00 %
405-012-499-09402	From 405 to 402	327,982.00	0.00	0.00	0.00	0.00	0.00	0.00 %
405-012-499-09403	From 405 to 403	11,475.00	11,475.00	-5,871.19	5,378.32	0.00	6,096.68	46.87 %
405-012-499-09435	From 405 to 435	33,372.00	0.00	0.00	0.00	0.00	0.00	0.00 %
405-012-499-09501	From 405 to 501	75,905.00	0.00	0.00	0.00	0.00	0.00	0.00 %
405-012-499-09503	From 405 to 503	30,832.00	90,000.00	3,762.00	83,616.40	0.00	6,383.60	92.91 %
405-012-499-09504	From 504 to 405	-120,000.00	0.00	0.00	0.00	0.00	0.00	0.00 %
405-012-499-09603	From 405 to 603	93,598.00	0.00	0.00	0.00	0.00	0.00	0.00 %
405-012-499-09612	From 405 to 612	0.00	600.00	4,066.05	572.84	0.00	27.16	95.47 %
405-012-499-09614	From 405 to 614	2,624,994.00	0.00	0.00	0.00	0.00	0.00	0.00 %
405-012-499-09615	From 405 to 615	17,363.00	0.00	0.00	0.00	0.00	0.00	0.00 %
405-012-499-09651	From 405 to 651	0.00	-1,850.00	4,332.04	-1,884.44	0.00	34.44	101.86 %
405-999-499-99438	From 405 to 438	0.00	12,350.00	11,014.98	21,335.24	0.00	-8,985.24	172.75 %

Department: 499 - Transfers Total:

2,885,823.00	-97,123.00	17,303.88	109,018.36	0.00	-206,141.36	-112.25 %
--------------	------------	-----------	------------	------	-------------	-----------

Expense Total:

2,891,823.00	-91,123.00	17,579.15	112,550.29	0.00	-203,673.29	-123.51 %
--------------	------------	-----------	------------	------	-------------	-----------

Fund: 405 - RESERVE Surplus (Deficit):

-810,323.00	2,216,623.00	2,101,589.57	2,588,323.07	0.00	371,700.07	116.77 %
-------------	--------------	--------------	--------------	------	------------	----------

Budget Report

For Fiscal: 2017-2018 Period Ending: 06/30/2018

Fund: 438 - DWI GRANT

Revenue

438-60-300-26-200

DWI Grant

Expense

Department: 436 - DWI

438-060-436-00004

TEMPORARY SALARIES

438-060-436-00064

Social Security 6.2%

438-060-436-00066

Worker's Comp. Assessment \$9.20/year per EE

438-060-436-00068

Medicare 1.45%

438-060-436-00124

Contractual Services

Department: 499 - Transfers

438-999-499-99405

From 405 to 438

	Original Total Budget	Current Total Budget	Period Activity	Fiscal Activity	Encumbrances	Variance Favorable (Unfavorable)	Percent Used
Revenue Total:	50,000.00	50,000.00	0.00	28,216.76	0.00	-21,783.24	56.43 %
	50,000.00	50,000.00	0.00	28,216.76	0.00	-21,783.24	56.43 %
Expense							
Department: 436 - DWI							
438-060-436-00004	0.00	0.00	1,520.00	3,120.00	0.00	-3,120.00	0.00 %
TEMPORARY SALARIES							
438-060-436-00064	0.00	0.00	94.24	193.44	0.00	-193.44	0.00 %
Social Security 6.2%							
438-060-436-00066	0.00	0.00	2.30	2.30	0.00	-2.30	0.00 %
Worker's Comp. Assessment \$9.20/year per EE							
438-060-436-00068	0.00	0.00	22.04	45.24	0.00	-45.24	0.00 %
Medicare 1.45%							
438-060-436-00124	50,000.00	50,000.00	8,529.00	35,870.76	0.00	14,129.24	71.74 %
Contractual Services							
Department: 436 - DWI Total:	50,000.00	50,000.00	10,167.58	39,231.74	0.00	10,768.26	78.46 %
Department: 499 - Transfers							
438-999-499-99405	0.00	-12,350.00	-11,014.98	-21,335.24	0.00	8,985.24	172.75 %
From 405 to 438							
Department: 499 - Transfers Total:	0.00	-12,350.00	-11,014.98	-21,335.24	0.00	8,985.24	172.75 %
Expense Total:	50,000.00	37,650.00	-847.40	17,896.50	0.00	19,753.50	47.53 %
Fund: 438 - DWI GRANT Surplus (Deficit):	0.00	12,350.00	847.40	10,320.26	0.00	-2,029.74	83.56 %

Budget Report

For Fiscal: 2017-2018 Period Ending: 06/30/2018

Fund: 651 - CAPITAL OUTLAY PROJECTS

Revenue

651-75-300-10000
651-75-300-20000

NM Leg. Approp--Capital Outlay
Other Funding

	0.00	23,175.00	0.00	23,174.88	0.00	-0.12	100.00 %
	0.00	6,250.00	0.00	0.00	0.00	-6,250.00	0.00 %
Revenue Total:	0.00	29,425.00	0.00	23,174.88	0.00	-6,250.12	78.76 %

Expense

Department: 460 - Capital Outlay Projects

651-085-460-00020
651-085-460-00028

Computer Software
Capital Outlay

	23,494.00	23,175.00	0.00	21,290.44	0.00	1,884.56	91.87 %
	424.00	0.00	0.00	0.00	0.00	0.00	0.00 %
Department: 460 - Capital Outlay Projects Total:	23,918.00	23,175.00	0.00	21,290.44	0.00	1,884.56	91.87 %

Department: 499 - Transfers

651-087-499-09405

From 405 to 651

	0.00	1,850.00	-4,332.04	1,884.44	0.00	-34.44	101.86 %
	0.00	1,850.00	-4,332.04	1,884.44	0.00	-34.44	101.86 %
Department: 499 - Transfers Total:	0.00	1,850.00	-4,332.04	1,884.44	0.00	-34.44	101.86 %

Expense Total:

	23,918.00	25,025.00	-4,332.04	23,174.88	0.00	1,850.12	92.61 %
Fund: 651 - CAPITAL OUTLAY PROJECTS Surplus (Deficit):	-23,918.00	4,400.00	4,332.04	0.00	0.00	-4,400.00	0.00 %

Report Surplus (Deficit):

	-3,281,650.00	-2,960,555.00	2,276,919.03	78,799.59	0.00	3,039,354.59	-2.66 %
--	---------------	---------------	--------------	-----------	------	--------------	---------

Budget Report

For Fiscal: 2017-2018 Period Ending: 06/30/2018

Fund: 408 - BLUEWATER VFD									
Revenue									
	Original Total Budget	Current Total Budget	Period Activity	Fiscal Activity	Encumbrances	Variance Favorable (Unfavorable)	Percent Used		
Reimbursements	0.00	0.00	0.00	439.31	0.00	439.31	0.00 %		
State Fire Allotment	79,232.00	79,232.00	0.00	79,262.00	0.00	30.00	100.04 %		
Other Revenue	0.00	0.00	639.00	639.00	0.00	639.00	0.00 %		
Revenue Total:	79,232.00	79,232.00	639.00	80,340.31	0.00	1,108.31	101.40 %		
Expense									
Department: 422 - Bluewater VFD									
Telecommunications	3,000.00	3,000.00	121.90	2,378.08	0.00	621.92	79.27 %		
PRINTING & PUBLISHING	50.00	50.00	0.00	2,155.28	0.00	-2,105.28	4,310.56 %		
Office Equipment & Supplies	2,000.00	2,000.00	0.00	1,649.00	0.00	351.00	82.45 %		
MILEAGE & PER DIEM	2,000.00	2,000.00	0.00	2,684.00	0.00	-684.00	134.20 %		
Vehicle Expense	2,000.00	2,000.00	748.25	9,476.66	0.00	-7,476.66	473.83 %		
EQUIP MAINT & REPAIR	28,781.00	28,781.00	1,243.79	13,589.59	0.00	15,191.41	47.22 %		
REPAIR TO BUILDINGS	20,648.00	20,648.00	0.00	7,684.70	0.00	12,963.30	37.22 %		
UTILITIES	6,700.00	6,700.00	114.46	4,712.85	0.00	1,987.15	70.34 %		
1/4% Fire Protection Excise Tax	8,000.00	8,000.00	0.00	0.00	0.00	8,000.00	0.00 %		
JANITOR SUPPLIES	500.00	500.00	0.00	653.16	0.00	-153.16	130.63 %		
PROP. & LIAB. INSURANCE	3,500.00	3,500.00	0.00	4,365.60	0.00	-865.60	124.73 %		
Vol. Fire Accident/Sick Ins.	3,811.00	3,811.00	0.00	3,334.00	0.00	477.00	87.48 %		
SAFETY EQUIPMENT	35,000.00	35,000.00	0.00	70,510.78	0.00	-35,510.78	201.46 %		
Training & Staff Development	5,000.00	5,000.00	1,880.00	3,004.66	0.00	1,995.34	60.09 %		
UNIFORMS	2,446.00	2,446.00	311.00	4,342.52	0.00	-1,896.52	177.54 %		
Miscellaneous Expense	93,561.00	73,561.00	0.00	0.00	0.00	73,561.00	0.00 %		
State Fire Marshal Grant	0.00	0.00	28,455.70	79,557.00	0.00	-79,557.00	0.00 %		
Department: 422 - Bluewater VFD Total:	216,997.00	196,997.00	32,875.10	210,097.88	0.00	-13,100.88	106.65 %		
From 475 to 408									
Department: 499 - Transfers									
Department: 499 - Transfers Total:									
	-8,000.00	-8,000.00	0.00	-8,000.00	0.00	0.00	100.00 %		
	-8,000.00	-8,000.00	0.00	-8,000.00	0.00	0.00	100.00 %		
Expense Total:	208,997.00	188,997.00	32,875.10	202,097.88	0.00	-13,100.88	106.93 %		
Fund: 408 - BLUEWATER VFD Surplus (Deficit):	-129,765.00	-109,765.00	-32,236.10	-121,757.57	0.00	-11,992.57	110.93 %		

Budget Report

For Fiscal: 2017-2018 Period Ending: 06/30/2018

Fund: 412 - MT TAYLOR AMBULANCE		Original Total Budget	Current Total Budget	Period Activity	Fiscal Activity	Encumbrances	Variance Favorable (Unfavorable)	Percent Used
Revenue								
412-31-382-31400	Other Revenue	0.00	0.00	27,126.00	27,276.00	0.00	27,276.00	0.00 %
412-35-300-56500	EMS Fund	14,653.00	14,653.00	0.00	13,311.00	0.00	-1,342.00	90.84 %
Revenue Total:		14,653.00	14,653.00	27,126.00	40,587.00	0.00	25,934.00	276.99 %
Expense								
Department: 424 - Mt Taylor Ambulance								
412-021-424-00012	EQUIP MAINT & REPAIR	1,385.00	385.00	0.00	0.00	0.00	385.00	0.00 %
412-021-424-00082	SAFETY EQUIPMENT	16,065.00	10,065.00	0.00	9,574.52	0.00	490.48	95.13 %
412-021-424-00151	Reversion of Funds to State	0.00	6,684.00	6,683.02	6,683.02	0.00	0.98	99.99 %
412-021-424-00152	Other Reversions	0.00	0.00	27,126.00	27,126.00	0.00	-27,126.00	0.00 %
Department: 424 - Mt Taylor Ambulance Total:		17,450.00	17,134.00	33,809.02	43,383.54	0.00	-26,249.54	253.20 %
Expense Total:		17,450.00	17,134.00	33,809.02	43,383.54	0.00	-26,249.54	253.20 %
Fund: 412 - MT TAYLOR AMBULANCE Surplus (Deficit):		-2,797.00	-2,481.00	-6,683.02	-2,796.54	0.00	-315.54	112.72 %

NEW
ITEMS
10 d.

Cibola County Commission

Robert J. Armijo, Chairman
Daniel J. Torrez, 1st Vice-Chair
Jack P. Moleres, 2nd Vice-Chair
Robert S. Windhorst, Commissioner
Martha Garcia, Commissioner

Cibola County
700 E. Roosevelt Ave., Suite 50
Grants, New Mexico 87020
Phone (505) 287-9431 – Fax (505) 285-5434



Kate Fletcher
County Manager

Resolution No. 18-43

**2017-2018 Final Quarterly DFA Financial Report
Year Ending June 30, 2018**

WHEREAS, the Board of Commissioners for the County of Cibola of the State of New Mexico, has developed a budget for fiscal year 2017-2018; and

WHEREAS, the final DFA Quarterly Report has been reviewed and approved to ensure the accuracy of the beginning balances used on the FY2018-2019 budget; and

WHEREAS, it is hereby certified that the contents in this report are true and correct to the best of our knowledge and that this report depicts all funds for fiscal year 2018.

Now, therefore, be it resolved that the Board of Commissioners for the County of Cibola of the State of New Mexico, hereby approves the final DFA Quarterly Report for FY2018 hereinafter described as Attachment "A" and respectfully requests approval from the Local Government Division of the Department of Finance and Administration of the State of New Mexico.

PASSED, APPROVED and ADOPTED by the governing body at a special meeting on the 30th day of July 2018.

THE BOARD OF COUNTY COMMISSIONERS:

Robert J. Armijo, Chairman

Daniel J. Torrez, 1st Vice-Chair

ATTEST:

Jack P. Moleres, 2nd Vice-Chair

Michelle E Dominguez, County Clerk

Robert S. Windhorst, Commissioner

Martha Garcia, Commissioner

COUNTY: Cibola County

**DEPARTMENT OF FINANCE AND ADMINISTRATION
LOCAL GOVERNMENT DIVISION**

Period Ending: 6/30/2018

***SUBMIT TO LOCAL GOVERNMENT DIVISION NO LATER THAN 30 DAYS
AFTER THE CLOSE OF EACH QUARTER.***

Prepared By: Steininger, Michael I

I HEREBY CERTIFY THAT THE CONTENTS IN THIS REPORT ARE TRUE AND CORRECT TO THE BEST OF MY KNOWLEDGE AND THAT THIS REPORT DEPICTS ALL FUNDS:

Kate Fletcher	07/30/2018
<i>Kate Fletcher</i>	
Signature	Date

Fund #		FUND NAME	BEGINNING CASH BALANCE CURRENT FY (1)	YEAR-TO-DATE TRANSACTIONS						SIGNATURE	DATE	
				REVENUES TO DATE (2)	TRANSFERS TO DATE (3)	EXPENDITURES TO DATE (4)	ADJUSTMENTS (5)	QTR ENDING CASH BALANCE (1)+(2)-(3)+(4)+(5) (6)	INVESTMENTS (7)			CASH + INVESTMENTS (8)
101		GENERAL FUND (GF)	\$2,351,071	7,850,651	(1,724,595)	5,156,125	(552,265)	\$2,768,736	5,102,511	\$7,871,247	1,289,031	\$6,582,216
201		CORRECTION	\$0	0	0	0	0	0	0	0	0	\$0
202		ENVIRONMENTAL GRT	\$0	0	0	0	0	0	0	0	0	\$0
203		County Property Valuation	\$382,199	75,953	0	98,284	0	\$359,868	0	\$359,868	0	\$359,868
204		COUNTY ROAD	\$144,102	1,349,030	608,881	1,453,868	(144,664)	\$503,481	0	\$503,481	121,156	\$382,326
206		EMS	\$71,732	64,328	0	149,681	13,622	\$0	0	\$0	0	\$0
207		ENHANCED 911	\$0	715,907	121,925	837,832	0	\$0	0	\$0	0	\$0
208		Farm & Range Improvement	\$0	17,122	5,378	22,500	0	\$0	0	\$0	0	\$0
209		FIRE PROTECTION FUND	\$1,251,250	785,448	(13,860)	1,350,189	(38,456)	\$634,193	0	\$634,193	0	\$634,193
211		LEPF	\$47,685	32,100	0	79,465	0	\$320	0	\$320	0	\$320
214		LODGERS' TAX	\$0	0	0	0	0	\$0	0	\$0	0	\$0
217		RECREATION	\$0	0	0	0	0	\$0	0	\$0	0	\$0
218		INTERGOVERNMENTAL GRANTS	\$3,038	23,314,715	119,576	23,250,448	(186,880)	\$0	149,380	\$149,380	0	\$149,380
219		SENIOR CITIZEN	\$0	0	0	0	0	\$0	0	\$0	0	\$0
220		COUNTY INDIGENT FUND	\$789,370	462,317	0	666,697	0	\$584,990	0	\$584,990	0	\$584,990
221		COUNTY HOSPITAL FUND	\$0	0	0	0	0	\$0	0	\$0	0	\$0
222		COUNTY FIRE PROTECTION	\$387,654	173,286	(41,000)	42,776	0	\$477,164	0	\$477,164	0	\$477,164
223		DWI PROGRAM	\$31,046	282,134	38,961	254,305	32,430	\$130,267	0	\$130,267	0	\$130,267
225		Clerk Recording & Filing	\$139,655	30,228	0	86,756	0	\$83,127	0	\$83,127	0	\$83,127
226		JAIL - DETENTION FUND	\$0	1,188,418	2,751,517	3,937,333	(2,602)	\$0	2,073	\$2,073	0	\$2,073
299		OTHER	\$0	16,130	117,605	133,735	0	\$0	0	\$0	0	\$0
300		CAPITAL PROJECT FUNDS	\$421,320	23,175	(1,884)	21,290	(421,320)	\$0	0	\$0	0	\$0
401		G. O. BONDS	\$0	0	0	0	0	\$0	0	\$0	0	\$0
402		REVENUE BONDS	\$2,267,052	2,096,271	(2,037,362)	1,267,789	(937,249)	\$120,923	0	\$120,923	0	\$120,923
403		DEBT SERVICE OTHER	\$0	469,061	54,860	58,402	(465,519)	\$0	505,627	\$505,627	0	\$505,627
500		ENTERPRISE FUNDS										
		Water Fund	\$0	0	0	0	0	\$0	0	\$0	0	\$0
		Solid Waste	\$0	0	0	0	0	\$0	0	\$0	0	\$0
		Waste Water	\$0	0	0	0	0	\$0	0	\$0	0	\$0
		Airport	\$0	0	0	0	0	\$0	0	\$0	0	\$0
		Ambulance	\$0	0	0	0	0	\$0	0	\$0	0	\$0
		Cemetery	\$0	0	0	0	0	\$0	0	\$0	0	\$0
		Housing	\$0	0	0	0	0	\$0	0	\$0	0	\$0
		Parking	\$0	0	0	0	0	\$0	0	\$0	0	\$0
		Care of Prisoners	\$0	0	0	0	0	\$0	0	\$0	0	\$0
		Other Enterprise (enter fund	\$0	0	0	0	0	\$0	0	\$0	0	\$0
		Other Enterprise (enter fund	\$0	0	0	0	0	\$0	0	\$0	0	\$0
		Other Enterprise (enter fund	\$0	0	0	0	0	\$0	0	\$0	0	\$0
600		INTERNAL SERVICE FUNDS	\$0	0	0	0	0	\$0	0	\$0	0	\$0
700		TRUST AND AGENCY FUNDS	\$0	0	0	0	0	\$0	0	\$0	0	\$0
GRAND TOTAL			\$8,287,174	\$38,946,275	(\$0)	\$38,867,476	(\$2,702,902)	\$5,663,071	\$5,759,591	\$11,422,662	\$1,410,187	\$10,012,475
		LAST UPDATE:	7/25/18 5:58 PM									
		FORM MODIFIED 12/09/08										

GENERAL FUND - COUNTY

COMPARATIVE STATEMENT OF REVENUES AND EXPENDITURES	BUDGETED AMOUNTS			ACTUALS Y-T-D	ENCUMBRAN CES Y-T-D	Variance With Adjusted Budget Positive (Negative)	
	Approved Budget	Budget Adjustments	Adjusted Budget			\$	%
REVENUES							
Taxes:							
Property Tax - Current Year	\$3,127,359	\$0	\$3,127,359	\$3,153,427		\$26,068	100.83%
Property Tax - Delinquent	\$240,000	\$0	\$240,000	\$316,486		\$76,486	131.87%
Property Tax - Penalty & Interest	\$50,000	\$0	\$50,000	\$170,540		\$120,540	341.08%
Oil and Gas - Equipment	\$0	\$0	\$0	\$0		\$0	n/a
Oil and Gas - Production	\$0	\$0	\$0	\$0		\$0	n/a
Franchise Fees	\$0	\$0	\$0	\$0		\$0	n/a
Gross receipts - Local Option	\$450,000	\$0	\$450,000	\$459,539		\$9,539	102.12%
Gross Receipts - Infrastructure	\$70,000	\$0	\$70,000	\$86,253		\$16,253	123.22%
Gross Receipts - Environment	\$73,034	\$0	\$73,034	\$125,844		\$52,810	172.31%
Gross Receipts - Hold Harmless	\$0	\$0	\$0	\$0		\$0	n/a
Gross Receipts - Other Dedication	\$0	\$44,000	\$44,000	\$108,674		\$64,674	246.99%
PILT	\$1,600,000	\$0	\$1,600,000	\$2,110,699		\$510,699	131.92%
Intergovernmental - State Shared:							
Gross receipts	\$0	\$0	\$0	\$0		\$0	n/a
Cigarette Tax	\$0	\$0	\$0	\$0		\$0	n/a
Gas Tax	\$0	\$0	\$0	\$0		\$0	n/a
Motor Vehicle	\$40,000	\$0	\$40,000	\$66,280		\$26,280	165.70%
Other	\$0	\$0	\$0	\$0		\$0	n/a
Grants - Federal	\$0	\$0	\$0	\$0		\$0	n/a
Grants - State	\$0	\$0	\$0	\$0		\$0	n/a
Grants - Local	\$0	\$0	\$0	\$0		\$0	n/a
Legislative Appropriations	\$0	\$0	\$0	\$0		\$0	n/a
Small Counties Assistance	\$0	\$0	\$0	\$278,000		\$278,000	n/a
Licenses and Permits	\$3,700	\$0	\$3,700	\$6,365		\$2,665	172.03%
Charges for Services	\$466,754	\$0	\$466,754	\$485,165		\$18,411	103.94%
Fines and Forfeits	\$4,000	\$0	\$4,000	\$8,227		\$4,227	205.67%
Interest on Investments	\$3,000	\$35,000	\$38,000	\$41,524		\$3,524	109.27%
Miscellaneous	\$322,500	\$0	\$322,500	\$433,628		\$111,128	134.46%
TOTAL GENERAL FUND REVENUES	\$6,450,347	\$79,000	\$6,529,347	\$7,850,651		\$1,321,304	120.24%
EXPENDITURES							
Executive-Legislative	\$759,473	\$0	\$759,473	\$579,961	\$0	\$179,512	76.36%
Judicial	\$29,775	\$0	\$29,775	\$26,266	\$0	\$3,509	88.21%
Elections	\$215,399	\$0	\$215,399	\$184,769	\$0	\$30,630	85.78%
Finance & Administration	\$1,907,462	\$18,019	\$1,925,481	\$1,834,689	\$0	\$90,792	95.28%
Public Safety	\$1,673,035	\$0	\$1,673,035	\$1,909,452	\$0	(\$236,417)	114.13%
Highways & Streets	\$0	\$0	\$0	\$0	\$0	\$0	n/a
Senior Citizens	\$0	\$0	\$0	\$0	\$0	\$0	n/a
Sanitation	\$187,000	\$0	\$187,000	\$162,969	\$0	\$24,031	87.15%
Health and Welfare	\$38,520	\$0	\$38,520	\$48,375	\$0	(\$9,855)	125.58%
Culture and Recreation	\$55,905	\$0	\$55,905	\$55,905	\$0	\$0	100.00%
Economic Development & Housing	\$20,000	\$0	\$20,000	\$18,333	\$0	\$1,667	91.67%
Other - Miscellaneous	\$363,561	\$0	\$363,561	\$335,407	\$0	\$28,154	92.26%
TOTAL GENERAL FUND EXPENDITURES	\$5,250,130	\$18,019	\$5,268,149	\$5,156,125	\$0	\$112,024	97.87%
OTHER FINANCING SOURCES							
Transfers In	\$908,413	\$1,126,197	\$2,034,610	\$6,292,579		\$4,257,969	309.28%
Transfers (Out)	(\$3,139,616)	(\$1,100,334)	(\$4,239,950)	(\$8,017,175)		(\$3,777,225)	189.09%
TOTAL - OTHER FINANCING SOURCES	(\$2,231,203)	\$25,863	(\$2,205,340)	(\$1,724,595)		\$480,745	78.20%
Excess (deficiency) of revenues over expenditures				\$969,930			

SPECIAL REVENUES - COUNTY FUNDS - QUARTERLY REPORT

SPECIAL REVENUES - RESOURCES	Fund	BUDGET			ACTUALS		Budget Balance	Budget Variance%
		Approved Budget	Resolutions Adj. Budget	Adjusted Budget	Year to Date Total	Encumbrances (expend line only)		
CORRECTIONS REVENUES	201							
Correction Fees	201	0	0	0	0		0	n/a
Miscellaneous	201	0	0	0	0		0	n/a
TOTAL Revenues		0	0	0	0		0	n/a
EXPENDITURES	201	0	0	0	0	0	0	n/a
OTHER FINANCING SOURCES								
Transfers In	201	0	0	0	0		0	n/a
Transfers (Out)	201	0	0	0	0		0	n/a
TOTAL - OTHER FINANCING SOURCES		0	0	0	0		0	n/a
Excess (deficiency) of revenues over expen	201				0			
ENVIRONMENTAL REVENUES	202							
GRT - Environmental	202	0	0	0	0		0	n/a
Miscellaneous	202	0	0	0	0		0	n/a
TOTAL Revenues		0	0	0	0		0	n/a
EXPENDITURES	202	0	0	0	0	0	0	n/a
OTHER FINANCING SOURCES								
Transfers In	202	0	0	0	0		0	n/a
Transfers (Out)	202	0	0	0	0		0	n/a
TOTAL - OTHER FINANCING SOURCES		0	0	0	0		0	n/a
Excess (deficiency) of revenues over expen	202				0			
PROPERTY VALUATION REVENUES	203							
Administrative Fee	203	55,000	0	55,000	75,953		20,953	138.10%
Miscellaneous	203	0	0	0	0		0	n/a
TOTAL Revenues		55,000	0	55,000	75,953		20,953	138.10%
EXPENDITURES	203	144,118	0	144,118	98,284	0	45,834	68.20%
OTHER FINANCING SOURCES								
Transfers In	203	0	0	0	0		0	n/a
Transfers (Out)	203	0	0	0	0		0	n/a
TOTAL - OTHER FINANCING SOURCES		0	0	0	0		0	n/a
Excess (deficiency) of revenues over expen	203				(22,331)			
EMS REVENUES	206							
State EMS Grant	206	28,180	12,000	40,180	37,052		(3,128)	92.22%
Miscellaneous	206	0	27,500	27,500	27,276		(224)	99.19%
TOTAL Revenues		28,180	39,500	67,680	64,328		(3,352)	95.05%
EXPENDITURES	206	80,334	72,461	152,795	149,681	0	3,114	97.96%
OTHER FINANCING SOURCES								
Transfers In	206	0	0	0	0		0	n/a
Transfers (Out)	206	0	0	0	0		0	n/a
TOTAL - OTHER FINANCING SOURCES		0	0	0	0		0	n/a
Excess (deficiency) of revenues over expen	206				(85,353)			

SPECIAL REVENUES - COUNTY FUNDS - QUARTERLY REPORT

SPECIAL REVENUES - RESOURCES	Fund	BUDGET			ACTUALS		Budget Balance	Budget Variance%
		Approved Budget	Resolutions Adj. Budget	Adjusted Budget	Year to Date Total	Encumbrances (expend line only)		
E911 REVENUES	207							
State-E-911 Enhancement	207	0	0	0	0		0	n/a
Network & Data Base Grant	207	0	0	0	0		0	n/a
Miscellaneous	207	0	827,244	827,244	715,907		(111,337)	86.54%
TOTAL Revenues		0	827,244	827,244	715,907		(111,337)	86.54%
EXPENDITURES	207	0	860,616	860,616	837,832	0	22,784	97.35%
OTHER FINANCING SOURCES								
Transfers In	207	0	180,000	180,000	121,925		(58,075)	67.74%
Transfers (Out)	207	0	0	0	0		0	n/a
TOTAL - OTHER FINANCING SOURCES		0	180,000	180,000	121,925		(58,075)	67.74%
Excess (deficiency) of revenues over expen	207				0			
FARM & RANGE REVENUES	208							
Federal - Taylor Grazing	208	5,525	5,000	10,525	12,122		1,597	115.17%
Miscellaneous	208	5,000	0	5,000	5,000		0	100.00%
TOTAL Revenues		10,525	5,000	15,525	17,122		1,597	110.28%
EXPENDITURES	208	22,000	5,000	27,000	22,500	0	4,500	83.33%
OTHER FINANCING SOURCES								
Transfers In	208	11,475	0	11,475	5,378		(6,097)	46.87%
Transfers (Out)	208	0	0	0	0		0	n/a
TOTAL - OTHER FINANCING SOURCES		11,475	0	11,475	5,378		(6,097)	46.87%
Excess (deficiency) of revenues over expen	208				0			
COUNTY FIRE PROTECTION REVENUES	209							
State - Fire Marshall Allotment	209	747,862	0	747,862	748,144		282	100.04%
Miscellaneous	209	0	0	0	37,304		37,304	n/a
TOTAL Revenues		747,862	0	747,862	785,448		37,586	105.03%
EXPENDITURES	209	1,967,240	(147,998)	1,819,242	1,350,189	0	469,053	74.22%
OTHER FINANCING SOURCES								
Transfers In	209	41,000	0	41,000	41,000		0	100.00%
Transfers (Out)	209	(54,925)	0	(54,925)	(54,860)		65	99.88%
TOTAL - OTHER FINANCING SOURCES		(13,925)	0	(13,925)	(13,860)		65	99.53%
Excess (deficiency) of revenues over expen	209				(578,601)			
LAW ENFORCEMENT PROTECTION REVENUES	211							
State-Law Enforcement Protection	211	29,600	0	29,600	29,600		0	100.00%
Miscellaneous	211	0	2,500	2,500	2,500		0	100.00%
TOTAL Revenues		29,600	2,500	32,100	32,100		0	100.00%
EXPENDITURES	211	60,400	19,100	79,500	79,465	0	35	99.96%
OTHER FINANCING SOURCES								
Transfers In	211	0	0	0	0		0	n/a
Transfers (Out)	211	0	0	0	0		0	n/a
TOTAL - OTHER FINANCING SOURCES		0	0	0	0		0	n/a
Excess (deficiency) of revenues over expen	211				(47,365)			

SPECIAL REVENUES - COUNTY FUNDS - QUARTERLY REPORT

SPECIAL REVENUES - RESOURCES	Fund	BUDGET			ACTUALS		Budget Balance	Budget Variance%
		Approved Budget	Resolutions Adj. Budget	Adjusted Budget	Year to Date Total	Encumbrances (expend line only)		
LODGERS' TAX REVENUES	214							
Lodgers' Tax	214	0	0	0	0		0	n/a
Miscellaneous	214	0	0	0	0		0	n/a
TOTAL Revenues		0	0	0	0		0	n/a
EXPENDITURES	214	0	0	0	0	0	0	n/a
OTHER FINANCING SOURCES								
Transfers In	214	0	0	0	0		0	n/a
Transfers (Out)	214	0	0	0	0		0	n/a
TOTAL - OTHER FINANCING SOURCES		0	0	0	0		0	n/a
Excess (deficiency) of revenues over expen	214				0			
RECREATION REVENUES	217							
Cigarette Tax - (1 cent)	217	0	0	0	0		0	n/a
Miscellaneous	217	0	0	0	0		0	n/a
TOTAL Revenues		0	0	0	0		0	n/a
EXPENDITURES	217	0	0	0	0	0	0	n/a
OTHER FINANCING SOURCES								
Transfers In	217	0	0	0	0		0	n/a
Transfers (Out)	217	0	0	0	0		0	n/a
TOTAL - OTHER FINANCING SOURCES		0	0	0	0		0	n/a
Excess (deficiency) of revenues over expen	217				0			
INTERGOVERNMENTAL GRANTS REVENUES	218							
State Grants	218	140,616	0	140,616	3,493		(137,123)	2.48%
Federal Grants	218	0	34,087,155	34,087,155	23,281,584		(10,805,571)	68.30%
Miscellaneous	218	30,566,155	(30,538,030)	28,125	29,638		1,513	105.38%
TOTAL Revenues		30,706,771	3,549,125	34,255,896	23,314,715		(10,941,181)	68.06%
EXPENDITURES	218	30,620,641	3,509,000	34,129,641	23,250,448	0	10,879,193	68.12%
OTHER FINANCING SOURCES								
Transfers In	218	30,832	96,143	126,975	119,576		(7,399)	94.17%
Transfers (Out)	218	(120,000)	120,000	0	0		0	n/a
TOTAL - OTHER FINANCING SOURCES		(89,168)	216,143	126,975	119,576		(7,399)	94.17%
Excess (deficiency) of revenues over expen	218				183,843			
SENIOR CITIZENS REVENUES	219							
State Grants	219	0	0	0	0		0	n/a
Federal Grants	219	0	0	0	0		0	n/a
Miscellaneous	219	0	0	0	0		0	n/a
TOTAL Revenues		0	0	0	0		0	n/a
EXPENDITURES	219	0	0	0	0	0	0	n/a
OTHER FINANCING SOURCES								
Transfers In	219	0	0	0	0		0	n/a
Transfers (Out)	219	0	0	0	0		0	n/a
TOTAL - OTHER FINANCING SOURCES		0	0	0	0		0	n/a
Excess (deficiency) of revenues over expen	219				0			

SPECIAL REVENUES - COUNTY FUNDS - QUARTERLY REPORT

SPECIAL REVENUES - RESOURCES	Fund	BUDGET			ACTUALS		Encumbrances (expend line only)	Budget Balance	Budget Variance%
		Approved Budget	Resolutions Adj. Budget	Adjusted Budget	Year to Date Total				
INDIGENT REVENUES	220								
GRT - County Indigent	220	450,000	0	450,000	459,539			9,539	102.12%
Miscellaneous	220	3,100	0	3,100	2,778			(322)	89.61%
TOTAL Revenues		453,100	0	453,100	462,317			9,217	102.03%
EXPENDITURES	220	755,000	0	755,000	666,697	0		88,303	88.30%
OTHER FINANCING SOURCES									
Transfers In	220	0	0	0	0			0	n/a
Transfers (Out)	200	0	0	0	0			0	n/a
TOTAL - OTHER FINANCING SOURCES		0	0	0	0			0	n/a
Excess (deficiency) of revenues over expen	220				(204,380)				
HOSPITAL REVENUES	221								
GRT - Special/Local Hospital	221	0	0	0	0			0	n/a
GRT - Hospital Emergency	221	0	0	0	0			0	n/a
GRT - County Health Care	221	0	0	0	0			0	n/a
Miscellaneous	221	0	0	0	0			0	n/a
TOTAL Revenues		0	0	0	0			0	n/a
EXPENDITURES	221	0	0	0	0	0		0	n/a
OTHER FINANCING SOURCES									
Transfers In	221	0	0	0	0			0	n/a
Transfers (Out)	221	0	0	0	0			0	n/a
TOTAL - OTHER FINANCING SOURCES		0	0	0	0			0	n/a
Excess (deficiency) of revenues over expen	221				0				
COUNTY FIRE PROTECTION REVENUES	222								
GRT - Fire Excise Tax (1/4 or 1/8 cent)	222	130,000	0	130,000	172,599			42,599	132.77%
Miscellaneous	222	0	0	0	687			687	n/a
TOTAL Revenues		130,000	0	130,000	173,286			43,286	133.30%
EXPENDITURES	222	65,500	0	65,500	42,776	0		22,724	65.31%
OTHER FINANCING SOURCES									
Transfers In	222	0	0	0	0			0	n/a
Transfers (Out)	222	(41,000)	0	(41,000)	(41,000)			0	100.00%
TOTAL - OTHER FINANCING SOURCES		(41,000)	0	(41,000)	(41,000)			0	100.00%
Excess (deficiency) of revenues over expen	222				89,510				
DWI REVENUES	223								
State - Formula Distribution (DFA)	223	206,837	0	206,837	198,234			(8,603)	95.84%
State - Local Grant (DFA)	223	50,000	0	50,000	28,217			(21,783)	56.43%
State Other	223	0	0	0	0			0	n/a
Federal Grants	223	0	0	0	0			0	n/a
Miscellaneous	223	28,100	27,300	55,400	55,684			284	100.51%
TOTAL Revenues		284,937	27,300	312,237	282,134			(30,103)	90.36%
EXPENDITURES	223	302,647	57,131	359,778	254,305	0		105,473	70.68%
OTHER FINANCING SOURCES									
Transfers In	223	0	46,350	46,350	38,961			(7,389)	84.06%
Transfers (Out)	223	0	0	0	0			0	n/a
TOTAL - OTHER FINANCING SOURCES		0	46,350	46,350	38,961			(7,389)	84.06%
Excess (deficiency) of revenues over expen	223				66,791				

SPECIAL REVENUES - COUNTY FUNDS - QUARTERLY REPORT

SPECIAL REVENUES - RESOURCES	Fund	BUDGET			ACTUALS		Budget Balance	Budget Variance%
		Approved Budget	Resolutions Adj. Budget	Adjusted Budget	Year to Date Total	Encumbrances (expend line only)		
CLERKS RECORDING AND FILING FEES	225							
Clerk Equipment Fees	225	27,000	0	27,000	30,228		3,228	111.96%
Miscellaneous	225	0	0	0	0		0	n/a
TOTAL Revenues		27,000	0	27,000	30,228		3,228	111.96%
EXPENDITURES	225	81,000	10,000	91,000	86,756	0	4,244	95.34%
OTHER FINANCING SOURCES								
Transfers In	225	0	0	0	0		0	n/a
Transfers (Out)	225	0	0	0	0		0	n/a
TOTAL - OTHER FINANCING SOURCES		0	0	0	0		0	n/a
Excess (deficiency) of revenues over expenses	225				(56,528)			
JAIL - DETENTION REVENUES	226							
GRT - County Correctional Dedication	226	0	457,500	457,500	462,201		4,701	101.03%
Care of Prisoners	226	0	425,358	425,358	455,633		30,275	107.12%
Work Release	226	0	0	0	0		0	n/a
State - Care of Prisoners	226	0	0	0	128,146		128,146	n/a
Federal - Care of Prisoners	226	0	0	0	120,838		120,838	n/a
Miscellaneous	226	0	26,766	26,766	21,600		(5,166)	80.70%
TOTAL Revenues		0	909,624	909,624	1,188,418		278,794	130.65%
EXPENDITURES	226	0	3,982,318	3,982,318	3,937,333	0	44,985	98.87%
OTHER FINANCING SOURCES								
Transfers In	226	0	3,030,000	3,030,000	2,751,517		(278,483)	90.81%
Transfers (Out)	226	0	0	0	0		0	n/a
TOTAL - OTHER FINANCING SOURCES		0	3,030,000	3,030,000	2,751,517		(278,483)	90.81%
Excess (deficiency) of revenues over expenses	226				2,602			
OTHER - SPECIAL REVENUES	299							
REVENUES	299	873,747	(822,670)	51,077	16,130		(34,947)	31.58%
EXPENDITURES	299	996,848	(852,173)	144,675	133,735	0	10,940	92.44%
TOTAL - OTHER FINANCING SOURCES	299	144,333	(10,333)	134,000	117,605		(16,395)	87.76%
Excess (deficiency) of revenues over expenses	299				0			

OTHER MISC. (FUND 299) DETAIL LIST

SPECIAL REVENUES	BUDGET			ACTUALS			
	Approved Budget	Resolutions Adj. Budget	Adjusted Budget	Year to Date Total	Encumbrances (expend line only)	Budget Balance	Budget Variance %
Consolidated Dispatch (Fund 435)							
REVENUES	827,244	(827,244)	0	0		0	n/a
EXPENDITURES	860,616	(860,616)	0	0	0	0	n/a
OTHER FINANCING SOURCES							
Transfers In	33,372	(33,372)	0	0		0	n/a
Transfers (Out)	0	0	0	0		0	n/a
TOTAL - OTHER FINANCING SOURCES	33,372	(33,372)	0	0		0	n/a
Excess (deficiency) of revenues over expenditures				0			
Emergency Management (Fund 603)							
REVENUES	19,203	31,874	51,077	16,130		(34,947)	31.58%
EXPENDITURES	112,801	31,874	144,675	133,735	0	10,940	92.44%
OTHER FINANCING SOURCES							
Transfers In	93,598	40,402	134,000	117,605		(16,395)	87.76%
Transfers (Out)	0	0	0	0		0	n/a
TOTAL - OTHER FINANCING SOURCES	93,598	40,402	134,000	117,605		(16,395)	87.76%
Excess (deficiency) of revenues over expenditures				0			
Full Compliance (Fund 615)							
REVENUES	27,300	(27,300)	0	0		0	n/a
EXPENDITURES	23,431	(23,431)	0	0	0	0	n/a
OTHER FINANCING SOURCES							
Transfers In	17,363	(17,363)	0	0		0	n/a
Transfers (Out)	0	0	0	0		0	n/a
TOTAL - OTHER FINANCING SOURCES	17,363	(17,363)	0	0		0	n/a
Excess (deficiency) of revenues over expenditures				0			
(enter fund name here)							
REVENUES	0	0	0	0		0	n/a
EXPENDITURES	0	0	0	0	0	0	n/a
OTHER FINANCING SOURCES							
Transfers In	0	0	0	0		0	n/a
Transfers (Out)	0	0	0	0		0	n/a
TOTAL - OTHER FINANCING SOURCES	0	0	0	0		0	n/a
Excess (deficiency) of revenues over expenditures				0			
(enter fund name here)							
REVENUES	0	0	0	0		0	n/a
EXPENDITURES	0	0	0	0	0	0	n/a
OTHER FINANCING SOURCES							
Transfers In	0	0	0	0		0	n/a
Transfers (Out)	0	0	0	0		0	n/a
TOTAL - OTHER FINANCING SOURCES	0	0	0	0		0	n/a
Excess (deficiency) of revenues over expenditures				0			
(enter fund name here)							
REVENUES	0	0	0	0		0	n/a
EXPENDITURES	0	0	0	0	0	0	n/a
OTHER FINANCING SOURCES							
Transfers In	0	0	0	0		0	n/a
Transfers (Out)	0	0	0	0		0	n/a
TOTAL - OTHER FINANCING SOURCES	0	0	0	0		0	n/a
Excess (deficiency) of revenues over expenditures				0			
(enter fund name here)							
REVENUES	0	0	0	0		0	n/a
EXPENDITURES	0	0	0	0	0	0	n/a
OTHER FINANCING SOURCES							
Transfers In	0	0	0	0		0	n/a
Transfers (Out)	0	0	0	0		0	n/a
TOTAL - OTHER FINANCING SOURCES	0	0	0	0		0	n/a
Excess (deficiency) of revenues over expenditures				0			

OTHER MISC. (FUND 299) DETAIL LIST

SPECIAL REVENUES	BUDGET			ACTUALS	Year to Date Total	Encumbrances (expend line only)	Budget Balance	Budget Variance %
	Approved Budget	Resolutions Adj. Budget	Adjusted Budget					
(enter fund name here)								
REVENUES	0	0	0	0			0	n/a
EXPENDITURES	0	0	0	0	0		0	n/a
OTHER FINANCING SOURCES								
Transfers In	0	0	0	0			0	n/a
Transfers (Out)	0	0	0	0			0	n/a
TOTAL - OTHER FINANCING SOURCES	0	0	0	0			0	n/a
Excess (deficiency) of revenues over expenditures				0				
(enter fund name here)								
REVENUES	0	0	0	0			0	n/a
EXPENDITURES	0	0	0	0	0		0	n/a
OTHER FINANCING SOURCES								
Transfers In	0	0	0	0			0	n/a
Transfers (Out)	0	0	0	0			0	n/a
TOTAL - OTHER FINANCING SOURCES	0	0	0	0			0	n/a
Excess (deficiency) of revenues over expenditures				0				
(enter fund name here)								
REVENUES	0	0	0	0			0	n/a
EXPENDITURES	0	0	0	0	0		0	n/a
OTHER FINANCING SOURCES								
Transfers In	0	0	0	0			0	n/a
Transfers (Out)	0	0	0	0			0	n/a
TOTAL - OTHER FINANCING SOURCES	0	0	0	0			0	n/a
Excess (deficiency) of revenues over expenditures				0				
(enter fund name here)								
REVENUES	0	0	0	0			0	n/a
EXPENDITURES	0	0	0	0	0		0	n/a
OTHER FINANCING SOURCES								
Transfers In	0	0	0	0			0	n/a
Transfers (Out)	0	0	0	0			0	n/a
TOTAL - OTHER FINANCING SOURCES	0	0	0	0			0	n/a
Excess (deficiency) of revenues over expenditures				0				
(enter fund name here)								
REVENUES	0	0	0	0			0	n/a
EXPENDITURES	0	0	0	0	0		0	n/a
OTHER FINANCING SOURCES								
Transfers In	0	0	0	0			0	n/a
Transfers (Out)	0	0	0	0			0	n/a
TOTAL - OTHER FINANCING SOURCES	0	0	0	0			0	n/a
Excess (deficiency) of revenues over expenditures				0				
(enter fund name here)								
REVENUES	0	0	0	0			0	n/a
EXPENDITURES	0	0	0	0	0		0	n/a
OTHER FINANCING SOURCES								
Transfers In	0	0	0	0			0	n/a
Transfers (Out)	0	0	0	0			0	n/a
TOTAL - OTHER FINANCING SOURCES	0	0	0	0			0	n/a
Excess (deficiency) of revenues over expenditures				0				
(enter fund name here)								
REVENUES	0	0	0	0			0	n/a
EXPENDITURES	0	0	0	0	0		0	n/a
OTHER FINANCING SOURCES								
Transfers In	0	0	0	0			0	n/a
Transfers (Out)	0	0	0	0			0	n/a
TOTAL - OTHER FINANCING SOURCES	0	0	0	0			0	n/a
Excess (deficiency) of revenues over expenditures				0				
(enter fund name here)								
REVENUES	0	0	0	0			0	n/a
EXPENDITURES	0	0	0	0	0		0	n/a
OTHER FINANCING SOURCES								
Transfers In	0	0	0	0			0	n/a
Transfers (Out)	0	0	0	0			0	n/a
TOTAL - OTHER FINANCING SOURCES	0	0	0	0			0	n/a
Excess (deficiency) of revenues over expenditures				0				

OTHER MISC. (FUND 299) DETAIL LIST

SPECIAL REVENUES	BUDGET			ACTUALS			
	Approved Budget	Resolutions Adj. Budget	Adjusted Budget	Year to Date Total	Encumbrances (expend line only)	Budget Balance	Budget Variance %
(enter fund name here)							
REVENUES	0	0	0	0		0	n/a
EXPENDITURES	0	0	0	0	0	0	n/a
OTHER FINANCING SOURCES							
Transfers In	0	0	0	0		0	n/a
Transfers (Out)	0	0	0	0		0	n/a
TOTAL - OTHER FINANCING SOURCES	0	0	0	0		0	n/a
Excess (deficiency) of revenues over expenditures				0			
(enter fund name here)							
REVENUES	0	0	0	0		0	n/a
EXPENDITURES	0	0	0	0	0	0	n/a
OTHER FINANCING SOURCES							
Transfers In	0	0	0	0		0	n/a
Transfers (Out)	0	0	0	0		0	n/a
TOTAL - OTHER FINANCING SOURCES	0	0	0	0		0	n/a
Excess (deficiency) of revenues over expenditures				0			
(enter fund name here)							
REVENUES	0	0	0	0		0	n/a
EXPENDITURES	0	0	0	0	0	0	n/a
OTHER FINANCING SOURCES							
Transfers In	0	0	0	0		0	n/a
Transfers (Out)	0	0	0	0		0	n/a
TOTAL - OTHER FINANCING SOURCES	0	0	0	0		0	n/a
Excess (deficiency) of revenues over expenditures				0			
(enter fund name here)							
REVENUES	0	0	0	0		0	n/a
EXPENDITURES	0	0	0	0	0	0	n/a
OTHER FINANCING SOURCES							
Transfers In	0	0	0	0		0	n/a
Transfers (Out)	0	0	0	0		0	n/a
TOTAL - OTHER FINANCING SOURCES	0	0	0	0		0	n/a
Excess (deficiency) of revenues over expenditures				0			
(enter fund name here)							
REVENUES	0	0	0	0		0	n/a
EXPENDITURES	0	0	0	0	0	0	n/a
OTHER FINANCING SOURCES							
Transfers In	0	0	0	0		0	n/a
Transfers (Out)	0	0	0	0		0	n/a
TOTAL - OTHER FINANCING SOURCES	0	0	0	0		0	n/a
Excess (deficiency) of revenues over expenditures				0			
(enter fund name here)							
REVENUES	0	0	0	0		0	n/a
EXPENDITURES	0	0	0	0	0	0	n/a
OTHER FINANCING SOURCES							
Transfers In	0	0	0	0		0	n/a
Transfers (Out)	0	0	0	0		0	n/a
TOTAL - OTHER FINANCING SOURCES	0	0	0	0		0	n/a
Excess (deficiency) of revenues over expenditures				0			
(enter fund name here)							
REVENUES	0	0	0	0		0	n/a
EXPENDITURES	0	0	0	0	0	0	n/a
OTHER FINANCING SOURCES							
Transfers In	0	0	0	0		0	n/a
Transfers (Out)	0	0	0	0		0	n/a
TOTAL - OTHER FINANCING SOURCES	0	0	0	0		0	n/a
Excess (deficiency) of revenues over expenditures				0			
FUND 299 SUMMARY							
Revenue - TOTAL	\$873,747	(\$822,670)	\$51,077	\$16,130		(34,947)	31.58%
Expenditures - TOTAL	\$996,848	(\$852,173)	\$144,675	\$133,735	\$0	10,940	92.44%
TOTAL - OTHER FINANCING SOURCES	\$144,333	(\$10,333)	\$134,000	\$117,605		(\$16,395)	87.76%

ROAD FUND - COUNTY

COMPARATIVE STATEMENT OF REVENUES AND EXPENDITURES	BUDGETED AMOUNTS			ACTUALS Y-T-D	ENCUMBRAN CES Y-T-D	Variance With Adjusted Budget Positive (Negative)	
	Approved Budget	Budget Adjustments	Adjusted Budget			\$	%
REVENUES							
Taxes:							
Gross receipts - County	\$0	\$0	\$0	\$0		\$0	n/a
Gross Receipts - Infrastructure	\$0	\$0	\$0	\$0		\$0	n/a
Gross Receipts - Hold Harmless	\$450,000	\$0	\$450,000	\$426,273		(\$23,727)	94.73%
Gross Receipts - Other Dedication	\$0	\$0	\$0	\$0		\$0	n/a
Intergovernmental-State Shared:							
Gas Tax	\$125,000	\$0	\$125,000	\$187,441		\$62,441	149.95%
Motor Vehicle Registration	\$225,000	\$0	\$225,000	\$280,467		\$55,467	124.65%
Grants - Federal	\$0	\$0	\$0	\$0		\$0	n/a
Grants - State	\$0	\$0	\$0	\$213,377		\$213,377	n/a
Grants - Local	\$0	\$0	\$0	\$0		\$0	n/a
Federal - Bankhead Jones	\$0	\$0	\$0	\$0		\$0	n/a
Federal - Forest Reserve	\$0	\$0	\$0	\$227,404		\$227,404	n/a
Legislative Appropriations	\$0	\$0	\$0	\$0		\$0	n/a
Interest Income	\$0	\$0	\$0	\$0		\$0	n/a
Investment Income	\$0	\$0	\$0	\$0		\$0	n/a
Miscellaneous	\$0	\$0	\$0	\$14,069		\$14,069	n/a
TOTAL ROAD FUND REVENUES	\$800,000	\$0	\$800,000	\$1,349,030		\$549,030	168.63%
EXPENDITURES							
Current:							
General Government	\$761,625	\$98,000	\$859,625	\$859,683	\$0	(\$58)	100.01%
Public Works	\$412,606	\$202,000	\$614,606	\$594,186	\$0	\$20,420	96.68%
Capital Outlay	\$0	\$0	\$0	\$0	\$0	\$0	n/a
Debt Service:							
Principal	\$0	\$0	\$0	\$0	\$0	\$0	n/a
Interest	\$0	\$0	\$0	\$0	\$0	\$0	n/a
TOTAL ROAD FUND EXPENDITURES	\$1,174,231	\$300,000	\$1,474,231	\$1,453,868	\$0	\$20,363	98.62%
OTHER FINANCING SOURCES							
Transfers In	\$327,982	\$472,018	\$800,000	\$608,881		(\$191,119)	76.11%
Transfers (Out)	\$0	\$0	\$0	\$0		\$0	n/a
TOTAL - OTHER FINANCING SOURCES	\$327,982	\$472,018	\$800,000	\$608,881		(\$191,119)	76.11%
Excess (deficiency) of revenues over expenditures				\$504,043			

CAPITAL PROJECTS

COMPARATIVE STATEMENT OF REVENUES AND EXPENDITURES	BUDGETED AMOUNTS			ACTUALS Y-T-D	ENCUMBRAN CES Y-T-D	Variance With Adjusted Budget		
	Approved Budget	Budget Adjustments	Adjusted Budget			\$	Positive (Negative)	%
REVENUES								
GRT- Dedication	\$0	\$0	\$0	\$0		\$0	n/a	
GRT- Hold Harmless	\$0	\$0	\$0	\$0		\$0	n/a	
GRT- Infrastructure	\$0	\$0	\$0	\$0		\$0	n/a	
Bond Proceeds	\$0	\$0	\$0	\$0		\$0	n/a	
Local Grants	\$0	\$0	\$0	\$0		\$0	n/a	
CDBG funding	\$0	\$0	\$0	\$0		\$0	n/a	
State Grants	\$0	\$0	\$0	\$0		\$0	n/a	
Federal Grants (other)	\$0	\$0	\$0	\$0		\$0	n/a	
Legislative Appropriations	\$0	\$23,175	\$23,175	\$23,175		(\$0)	100.00%	
Investment Income	\$0	\$0	\$0	\$0		\$0	n/a	
Miscellaneous	\$0	\$6,250	\$6,250	\$0		(\$6,250)	0.00%	
TOTAL CAPITAL PROJECTS REVENUES	\$0	\$29,425	\$29,425	\$23,175		(\$6,250)	78.76%	
EXPENDITURES								
Parks/Recreation	\$0	\$0	\$0	\$0	\$0	\$0	n/a	
Housing	\$0	\$0	\$0	\$0	\$0	\$0	n/a	
Equipment & Buildings	\$0	\$0	\$0	\$0	\$0	\$0	n/a	
Facilities	\$0	\$0	\$0	\$0	\$0	\$0	n/a	
Transit	\$0	\$0	\$0	\$0	\$0	\$0	n/a	
Utilities	\$0	\$0	\$0	\$0	\$0	\$0	n/a	
Airports	\$0	\$0	\$0	\$0	\$0	\$0	n/a	
Infrastructure	\$0	\$0	\$0	\$0	\$0	\$0	n/a	
Debt Service Payments (P&I)-GO Bonds	\$0	\$0	\$0	\$0	\$0	\$0	n/a	
Debt Service Payments (P&I)-Rev. Bonds	\$0	\$0	\$0	\$0	\$0	\$0	n/a	
Other	\$23,918	(\$743)	\$23,175	\$21,290	\$0	\$1,885	91.87%	
TOTAL CAPITAL PROJECTS EXPENDITURES	\$23,918	(\$743)	\$23,175	\$21,290	\$0	\$1,885	91.87%	
OTHER FINANCING SOURCES								
Transfers In	\$0	\$0	\$0	\$0		\$0	n/a	
Transfers (Out)	\$0	(\$2,350)	(\$2,350)	(\$1,884)		\$466	80.19%	
TOTAL - OTHER FINANCING SOURCES	\$0	(\$2,350)	(\$2,350)	(\$1,884)		\$466	80.19%	
Excess (deficiency) of revenues over expenditures				\$0				

DEBT SERVICE

COMPARATIVE STATEMENT OF REVENUES AND EXPENDITURES	BUDGETED AMOUNTS			ACTUALS Y-T-D	ENCUMBRAN CES Y-T-D	Variance With Adjusted Budget Positive (Negative)	
	Approved Budget	Budget Adjustments	Adjusted Budget			\$	%
GENERAL OBLIGATION BONDS [FUND 401]							
REVENUES:							
General Obligation - (Property tax)	\$0	\$0	\$0	\$0		\$0	n/a
Investment Income	\$0	\$0	\$0	\$0		\$0	n/a
Other - Misc	\$0	\$0	\$0	\$0		\$0	n/a
TOTAL REVENUES	\$0	\$0	\$0	\$0		\$0	n/a
EXPENDITURES							
General Obligation - Principal	\$0	\$0	\$0	\$0	\$0	\$0	n/a
General Obligation - Interest	\$0	\$0	\$0	\$0	\$0	\$0	n/a
Other Costs (Fiscal Agent Fees/Other Fees/Misc)	\$0	\$0	\$0	\$0	\$0	\$0	n/a
TOTAL EXPENDITURES	\$0	\$0	\$0	\$0	\$0	\$0	n/a
OTHER FINANCING SOURCES							
Transfers In	\$0	\$0	\$0	\$0		\$0	n/a
Transfers (Out)	\$0	\$0	\$0	\$0		\$0	n/a
TOTAL - OTHER FINANCING SOURCES	\$0	\$0	\$0	\$0		\$0	n/a
Excess (deficiency) of revenues over expenditures [401]				\$0			
REVENUE BONDS [FUND 402]							
REVENUES:							
Bond Proceeds	\$0	\$0	\$0	\$0		\$0	n/a
Revenue Bonds - GRT	\$2,075,000	\$4,480	\$2,079,480	\$2,096,271		(\$16,791)	100.81%
Investment Income	\$0	\$0	\$0	\$0		\$0	n/a
Revenue Bonds - Other	\$0	\$0	\$0	\$0		\$0	n/a
REVENUE BOND REVENUE - TOTAL	\$2,075,000	\$4,480	\$2,079,480	\$2,096,271		(\$16,791)	100.81%
EXPENDITURES							
Revenue Bonds - Principal	\$565,000	\$0	\$565,000	\$565,000	\$0	\$0	100.00%
Revenue Bonds - Interest	\$1,139,793	(\$443,206)	\$696,587	\$638,539	\$0	\$58,048	91.67%
Other Revenue Bond Payments	\$0	\$0	\$0	\$0	\$0	\$0	n/a
Other Costs (Fiscal Agent Fees/Other Fees/Misc)	\$25,000	\$44,002	\$69,002	\$64,251	\$0	\$4,751	93.11%
TOTAL DEBT SERVICE FUND EXPENDITURES	\$1,729,793	(\$399,204)	\$1,330,589	\$1,267,789	\$0	\$62,800	95.28%
OTHER FINANCING SOURCES							
Transfers In	\$0	\$0	\$0	\$0		\$0	n/a
Transfers (Out)	(\$788,413)	(\$1,332,697)	(\$2,121,110)	(\$2,037,362)		\$83,748	96.05%
TOTAL - OTHER FINANCING SOURCES	(\$788,413)	(\$1,332,697)	(\$2,121,110)	(\$2,037,362)		\$83,748	96.05%
Excess (deficiency) of revenues over expenditures [402]				(\$1,208,881)			
OTHER DEBT SERVICE [FUND 403]							
REVENUES:							
Investment Income	\$0	\$4,100	\$4,100	\$5,584		\$1,484	136.20%
Loan Revenue	\$0	\$464,000	\$464,000	\$463,477		(\$523)	99.89%
OTHER DEBT SERVICE REVENUE - TOTAL	\$0	\$468,100	\$468,100	\$469,061		\$961	100.21%
EXPENDITURES							
NMFA Loan Payments	\$54,925	\$0	\$54,925	\$54,925	\$0	(\$0)	100.00%
Board of Finance Loan Payments	\$0	\$0	\$0	\$0	\$0	\$0	n/a
Other Debt Service - Misc	\$0	\$4,000	\$4,000	\$3,477	\$0	\$523	86.92%
TOTAL DEBT SERVICE FUND EXPENDITURES	\$54,925	\$4,000	\$58,925	\$58,402	\$0	\$523	99.11%
OTHER FINANCING SOURCES							
Transfers In	\$54,925	\$0	\$54,925	\$54,860		(\$65)	99.88%
Transfers (Out)	\$0	\$0	\$0	\$0		\$0	n/a
TOTAL - OTHER FINANCING SOURCES	\$54,925	\$0	\$54,925	\$54,860		(\$65)	99.88%
Excess (deficiency) of revenues over expenditures [403]				\$465,519			

ENTERPRISE FUNDS

COMPARATIVE STATEMENT OF REVENUES AND EXPENDITURES	BUDGETED AMOUNTS			ACTUALS Y-T-D	ENCUMBRAN CES Y-T-D	Variance With Adjusted Budget Positive (Negative)	
	Approved Budget	Budget Adjustments	Adjusted Budget			\$	%
REVENUES							
Water Fund							
Charges for Services	\$0	\$0	\$0	\$0		\$0	n/a
Interest on Investments	\$0	\$0	\$0	\$0		\$0	n/a
Gross Receipts - dedicated	\$0	\$0	\$0	\$0		\$0	n/a
Grants - Federal	\$0	\$0	\$0	\$0		\$0	n/a
Grants - State	\$0	\$0	\$0	\$0		\$0	n/a
Legislative Appropriation	\$0	\$0	\$0	\$0		\$0	n/a
Other	\$0	\$0	\$0	\$0		\$0	n/a
TOTAL REVENUES - Water Fund	\$0	\$0	\$0	\$0		\$0	n/a
EXPENDITURES							
Water Fund	\$0	\$0	\$0	\$0	\$0	\$0	n/a
OTHER FINANCING SOURCES							
Transfers In	\$0	\$0	\$0	\$0		\$0	n/a
Transfers (Out)	\$0	\$0	\$0	\$0		\$0	n/a
TOTAL-OTHER FINANCING SOURCES	\$0	\$0	\$0	\$0		\$0	n/a
Excess (deficiency) of revenues over expenditures				\$0			
REVENUES							
Solid Waste							
Charges for Services	\$0	\$0	\$0	\$0		\$0	n/a
Interest on Investments	\$0	\$0	\$0	\$0		\$0	n/a
Gross Receipts - dedicated	\$0	\$0	\$0	\$0		\$0	n/a
Grants - Federal	\$0	\$0	\$0	\$0		\$0	n/a
Grants - State	\$0	\$0	\$0	\$0		\$0	n/a
Legislative Appropriation	\$0	\$0	\$0	\$0		\$0	n/a
Other	\$0	\$0	\$0	\$0		\$0	n/a
TOTAL REVENUES - Solid Waste Fund	\$0	\$0	\$0	\$0		\$0	n/a
EXPENDITURES							
Solid Waste	\$0	\$0	\$0	\$0	\$0	\$0	n/a
OTHER FINANCING SOURCES							
Transfers In	\$0	\$0	\$0	\$0		\$0	n/a
Transfers (Out)	\$0	\$0	\$0	\$0		\$0	n/a
TOTAL-OTHER FINANCING SOURCES	\$0	\$0	\$0	\$0		\$0	n/a
Excess (deficiency) of revenues over expenditures				\$0			
REVENUES							
Waste Water							
Charges for Services	\$0	\$0	\$0	\$0		\$0	n/a
Interest on Investments	\$0	\$0	\$0	\$0		\$0	n/a
Gross Receipts - dedicated	\$0	\$0	\$0	\$0		\$0	n/a
Grants - Federal	\$0	\$0	\$0	\$0		\$0	n/a
Grants - State	\$0	\$0	\$0	\$0		\$0	n/a
Legislative Appropriation	\$0	\$0	\$0	\$0		\$0	n/a
Other	\$0	\$0	\$0	\$0		\$0	n/a
TOTAL REVENUES - Waste Water Fund	\$0	\$0	\$0	\$0		\$0	n/a
EXPENDITURES							
Waste Water	\$0	\$0	\$0	\$0	\$0	\$0	n/a
OTHER FINANCING SOURCES							
Transfers In	\$0	\$0	\$0	\$0		\$0	n/a
Transfers (Out)	\$0	\$0	\$0	\$0		\$0	n/a
TOTAL-OTHER FINANCING SOURCES	\$0	\$0	\$0	\$0		\$0	n/a
Excess (deficiency) of revenues over expenditures				\$0			

ENTERPRISE FUNDS

COMPARATIVE STATEMENT OF REVENUES AND EXPENDITURES	BUDGETED AMOUNTS			ACTUALS Y-T-D	ENCUMBRAN CES Y-T-D	Variance With Adjusted Budget Positive (Negative)	
	Approved Budget	Budget Adjustments	Adjusted Budget			\$	%
REVENUES							
Airport							
Charges for Services	\$0	\$0	\$0	\$0		\$0	n/a
Interest on Investments	\$0	\$0	\$0	\$0		\$0	n/a
Gross Receipts - dedicated	\$0	\$0	\$0	\$0		\$0	n/a
Grants - Federal	\$0	\$0	\$0	\$0		\$0	n/a
Grants - State	\$0	\$0	\$0	\$0		\$0	n/a
Legislative Appropriation	\$0	\$0	\$0	\$0		\$0	n/a
Other	\$0	\$0	\$0	\$0		\$0	n/a
TOTAL REVENUES - Airport Fund	\$0	\$0	\$0	\$0		\$0	n/a
EXPENDITURES							
Airport	\$0	\$0	\$0	\$0	\$0	\$0	n/a
OTHER FINANCING SOURCES							
Transfers In	\$0	\$0	\$0	\$0		\$0	n/a
Transfers (Out)	\$0	\$0	\$0	\$0		\$0	n/a
TOTAL-OTHER FINANCING SOURCES	\$0	\$0	\$0	\$0		\$0	n/a
Excess (deficiency) of revenues over expenditures				\$0			
REVENUES							
Ambulance							
Charges for Services	\$0	\$0	\$0	\$0		\$0	n/a
Interest on Investments	\$0	\$0	\$0	\$0		\$0	n/a
Gross Receipts - dedicated	\$0	\$0	\$0	\$0		\$0	n/a
Grants - Federal	\$0	\$0	\$0	\$0		\$0	n/a
Grants - State	\$0	\$0	\$0	\$0		\$0	n/a
Legislative Appropriation	\$0	\$0	\$0	\$0		\$0	n/a
Other	\$0	\$0	\$0	\$0		\$0	n/a
TOTAL REVENUES - Ambulance Fund	\$0	\$0	\$0	\$0		\$0	n/a
EXPENDITURES							
Ambulance	\$0	\$0	\$0	\$0	\$0	\$0	n/a
OTHER FINANCING SOURCES							
Transfers In	\$0	\$0	\$0	\$0		\$0	n/a
Transfers (Out)	\$0	\$0	\$0	\$0		\$0	n/a
TOTAL-OTHER FINANCING SOURCES	\$0	\$0	\$0	\$0		\$0	n/a
Excess (deficiency) of revenues over expenditures				\$0			
REVENUES							
Cemetery							
Charges for Services	\$0	\$0	\$0	\$0		\$0	n/a
Interest on Investments	\$0	\$0	\$0	\$0		\$0	n/a
Gross Receipts - dedicated	\$0	\$0	\$0	\$0		\$0	n/a
Grants - Federal	\$0	\$0	\$0	\$0		\$0	n/a
Grants - State	\$0	\$0	\$0	\$0		\$0	n/a
Legislative Appropriation	\$0	\$0	\$0	\$0		\$0	n/a
Other	\$0	\$0	\$0	\$0		\$0	n/a
TOTAL REVENUES - Cemetery Fund	\$0	\$0	\$0	\$0		\$0	n/a
EXPENDITURES							
Cemetery	\$0	\$0	\$0	\$0	\$0	\$0	n/a
OTHER FINANCING SOURCES							
Transfers In	\$0	\$0	\$0	\$0		\$0	n/a
Transfers (Out)	\$0	\$0	\$0	\$0		\$0	n/a
TOTAL-OTHER FINANCING SOURCES	\$0	\$0	\$0	\$0		\$0	n/a
Excess (deficiency) of revenues over expenditures				\$0			

ENTERPRISE FUNDS

COMPARATIVE STATEMENT OF REVENUES AND EXPENDITURES	BUDGETED AMOUNTS			ACTUALS Y-T-D	ENCUMBRAN CES Y-T-D	Variance With Adjusted Budget Positive (Negative)	
	Approved Budget	Budget Adjustments	Adjusted Budget			\$	%
REVENUES							
Housing							
Charges for Services	\$0	\$0	\$0	\$0		\$0	n/a
Interest on Investments	\$0	\$0	\$0	\$0		\$0	n/a
Gross Receipts - dedicated	\$0	\$0	\$0	\$0		\$0	n/a
Grants - Federal	\$0	\$0	\$0	\$0		\$0	n/a
Grants - State	\$0	\$0	\$0	\$0		\$0	n/a
Legislative Appropriation	\$0	\$0	\$0	\$0		\$0	n/a
Other	\$0	\$0	\$0	\$0		\$0	n/a
TOTAL REVENUES - Housing Fund	\$0	\$0	\$0	\$0		\$0	n/a
EXPENDITURES							
Housing	\$0	\$0	\$0	\$0	\$0	\$0	n/a
OTHER FINANCING SOURCES							
Transfers In	\$0	\$0	\$0	\$0		\$0	n/a
Transfers (Out)	\$0	\$0	\$0	\$0		\$0	n/a
TOTAL-OTHER FINANCING SOURCES	\$0	\$0	\$0	\$0		\$0	n/a
Excess (deficiency) of revenues over expenditures				\$0			
REVENUES							
Parking Facilities							
Charges for Services	\$0	\$0	\$0	\$0		\$0	n/a
Interest on Investments	\$0	\$0	\$0	\$0		\$0	n/a
Gross Receipts - dedicated	\$0	\$0	\$0	\$0		\$0	n/a
Grants - Federal	\$0	\$0	\$0	\$0		\$0	n/a
Grants - State	\$0	\$0	\$0	\$0		\$0	n/a
Legislative Appropriation	\$0	\$0	\$0	\$0		\$0	n/a
Other	\$0	\$0	\$0	\$0		\$0	n/a
TOTAL REV. - Parking Facilities Fund	\$0	\$0	\$0	\$0		\$0	n/a
EXPENDITURES							
Parking Facilities	\$0	\$0	\$0	\$0	\$0	\$0	n/a
OTHER FINANCING SOURCES							
Transfers In	\$0	\$0	\$0	\$0		\$0	n/a
Transfers (Out)	\$0	\$0	\$0	\$0		\$0	n/a
TOTAL-OTHER FINANCING SOURCES	\$0	\$0	\$0	\$0		\$0	n/a
Excess (deficiency) of revenues over expenditures				\$0			
REVENUES							
Care of Prisoners							
Charges for Services	\$55,358	(\$55,358)	\$0	\$0		\$0	n/a
Interest on Investments	\$0	\$0	\$0	\$0		\$0	n/a
Gross Receipts - dedicated	\$457,500	(\$457,500)	\$0	\$0		\$0	n/a
Grants - Federal	\$0	\$0	\$0	\$0		\$0	n/a
Grants - State	\$0	\$0	\$0	\$0		\$0	n/a
Legislative Appropriation	\$0	\$0	\$0	\$0		\$0	n/a
Other	\$26,766	(\$26,766)	\$0	\$0		\$0	n/a
TOTAL REV. - Other Enterprise Fund	\$539,624	(\$539,624)	\$0	\$0		\$0	n/a
EXPENDITURES							
Other Enterprise Fund	\$3,164,618	(\$3,164,618)	\$0	\$0	\$0	\$0	n/a
OTHER FINANCING SOURCES							
Transfers In	\$2,624,994	(\$2,624,994)	\$0	\$0		\$0	n/a
Transfers (Out)	\$0	\$0	\$0	\$0		\$0	n/a
TOTAL-OTHER FINANCING SOURCES	\$2,624,994	(\$2,624,994)	\$0	\$0		\$0	n/a
Excess (deficiency) of revenues over expenditures				\$0			

ENTERPRISE FUNDS

COMPARATIVE STATEMENT OF REVENUES AND EXPENDITURES	BUDGETED AMOUNTS			ACTUALS Y-T-D	ENCUMBRAN CES Y-T-D	Variance With Adjusted Budget Positive (Negative)	
	Approved Budget	Budget Adjustments	Adjusted Budget			\$	%
REVENUES							
Other Enterprise (enter fund name)							
Charges for Services	\$0	\$0	\$0	\$0		\$0	n/a
Interest on Investments	\$0	\$0	\$0	\$0		\$0	n/a
Gross Receipts - dedicated	\$0	\$0	\$0	\$0		\$0	n/a
Grants - Federal	\$0	\$0	\$0	\$0		\$0	n/a
Grants - State	\$0	\$0	\$0	\$0		\$0	n/a
Legislative Appropriation	\$0	\$0	\$0	\$0		\$0	n/a
Other	\$0	\$0	\$0	\$0		\$0	n/a
TOTAL REV. - Other Enterprise Fund	\$0	\$0	\$0	\$0		\$0	n/a
EXPENDITURES							
Other Enterprise Fund	\$0	\$0	\$0	\$0	\$0	\$0	n/a
OTHER FINANCING SOURCES							
Transfers In	\$0	\$0	\$0	\$0		\$0	n/a
Transfers (Out)	\$0	\$0	\$0	\$0		\$0	n/a
TOTAL-OTHER FINANCING SOURCES	\$0	\$0	\$0	\$0		\$0	n/a
Excess (deficiency) of revenues over expenditures				\$0			
REVENUES							
Other Enterprise (enter fund name)							
Charges for Services	\$0	\$0	\$0	\$0		\$0	n/a
Interest on Investments	\$0	\$0	\$0	\$0		\$0	n/a
Gross Receipts - dedicated	\$0	\$0	\$0	\$0		\$0	n/a
Grants - Federal	\$0	\$0	\$0	\$0		\$0	n/a
Grants - State	\$0	\$0	\$0	\$0		\$0	n/a
Legislative Appropriation	\$0	\$0	\$0	\$0		\$0	n/a
Other	\$0	\$0	\$0	\$0		\$0	n/a
TOTAL REV. - Other Enterprise Fund	\$0	\$0	\$0	\$0		\$0	n/a
EXPENDITURES							
Other Enterprise Fund	\$0	\$0	\$0	\$0	\$0	\$0	n/a
OTHER FINANCING SOURCES							
Transfers In	\$0	\$0	\$0	\$0		\$0	n/a
Transfers (Out)	\$0	\$0	\$0	\$0		\$0	n/a
TOTAL-OTHER FINANCING SOURCES	\$0	\$0	\$0	\$0		\$0	n/a
Excess (deficiency) of revenues over expenditures				\$0			
REVENUES							
Other Enterprise (enter fund name)							
Charges for Services	\$0	\$0	\$0	\$0		\$0	n/a
Interest on Investments	\$0	\$0	\$0	\$0		\$0	n/a
Gross Receipts - dedicated	\$0	\$0	\$0	\$0		\$0	n/a
Grants - Federal	\$0	\$0	\$0	\$0		\$0	n/a
Grants - State	\$0	\$0	\$0	\$0		\$0	n/a
Legislative Appropriation	\$0	\$0	\$0	\$0		\$0	n/a
Other	\$0	\$0	\$0	\$0		\$0	n/a
TOTAL REV. - Other Enterprise Fund	\$0	\$0	\$0	\$0		\$0	n/a
EXPENDITURES							
Other Enterprise Fund	\$0	\$0	\$0	\$0	\$0	\$0	n/a
OTHER FINANCING SOURCES							
Transfers In	\$0	\$0	\$0	\$0		\$0	n/a
Transfers (Out)	\$0	\$0	\$0	\$0		\$0	n/a
TOTAL-OTHER FINANCING SOURCES	\$0	\$0	\$0	\$0		\$0	n/a
Excess (deficiency) of revenues over expenditures				\$0			

INTERNAL SERVICE / TRUST & AGENCY FUNDS

COMPARATIVE STATEMENT OF REVENUES AND EXPENDITURES	BUDGETED AMOUNTS			ACTUALS Y-T-D	ENCUMBRAN CES Y-T-D	Variance With Adjusted Budget	
	Approved Budget	Budget Adjustments	Adjusted Budget			Positive (Negative)	
						\$	%
INTERNAL SERVICE FUNDS [600]							
REVENUES							
Charges for Services	\$0	\$0	\$0	\$0		\$0	n/a
Interest on Investments	\$0	\$0	\$0	\$0		\$0	n/a
Miscellaneous revenues	\$0	\$0	\$0	\$0		\$0	n/a
TOTAL REVENUES	\$0	\$0	\$0	\$0		\$0	n/a
EXPENDITURES							
Operating Expenditures	\$0	\$0	\$0	\$0	\$0	\$0	n/a
Miscellaneous	\$0	\$0	\$0	\$0	\$0	\$0	n/a
TOTAL EXPENDITURES	\$0	\$0	\$0	\$0	\$0	\$0	n/a
OTHER FINANCING SOURCES							
Transfers In	\$0	\$0	\$0	\$0		\$0	n/a
Transfers (Out)	\$0	\$0	\$0	\$0		\$0	n/a
TOTAL - OTHER FINANCING SOURCES	\$0	\$0	\$0	\$0		\$0	n/a
Excess (deficiency) of revenues over expenditures				\$0			
TRUST AND AGENCY FUNDS [700]							
REVENUES							
Investments	\$0	\$0	\$0	\$0		\$0	n/a
Interest on Investments	\$0	\$0	\$0	\$0		\$0	n/a
Tax Revenues	\$0	\$0	\$0	\$0		\$0	n/a
Miscellaneous revenues	\$0	\$0	\$0	\$0		\$0	n/a
TOTAL REVENUES	\$0	\$0	\$0	\$0		\$0	n/a
EXPENDITURES							
General Government/Benefits	\$0	\$0	\$0	\$0	\$0	\$0	n/a
Capital Outlay	\$0	\$0	\$0	\$0	\$0	\$0	n/a
Debt Service	\$0	\$0	\$0	\$0	\$0	\$0	n/a
Miscellaneous	\$0	\$0	\$0	\$0	\$0	\$0	n/a
TOTAL EXPENDITURES	\$0	\$0	\$0	\$0	\$0	\$0	n/a
OTHER FINANCING SOURCES							
Transfers In	\$0	\$0	\$0	\$0		\$0	n/a
Transfers (Out)	\$0	\$0	\$0	\$0		\$0	n/a
TOTAL - OTHER FINANCING SOURCES	\$0	\$0	\$0	\$0		\$0	n/a
Excess (deficiency) of revenues over expenditures				\$0			

**DEPARTMENT OF FINANCE AND ADMINISTRATION
LOCAL GOVERNMENT DIVISION
QUARTERLY REPORT**

COUNTY: Cibola County
Period Ending: 6/30/2018

Schedule of Investments:
(Includes all Cash Accounts)

Type of Investment	Fund Number DFA - CITY	Investment Date	Maturity Date	Source (Bank or Fiscal Agent)	Book Value	Market Value		
OPERATING ACCOUNTS								
Operating Account	2374151609	POOLED		Wells Fargo Bank	\$5,663,069	\$5,663,069		
					TOTAL 5,663,069			
PROJECT ACCOUNTS								
CDBG	352543	101 - 101		Bank of New Mexico	\$1	\$1		
					TOTAL 1			
RESERVE ACCOUNTS								
CD - 12 Month	10023580	0.45%	101 - 101	1/6/2018	1/6/2019	Bank of New Mexico	\$533,273	\$533,273
CD - 24 Month	10023961	0.60%	101 - 101	5/24/2018	5/24/2020	Bank of New Mexico	\$252,506	\$252,506
CD - 36 Month	10023962	0.75%	101 - 101	5/24/2016	5/24/2019	Bank of New Mexico	\$215,248	\$215,248
LGIP	7549-00013	1.81%	101 - 101			State of New Mexico, State Treasurer	\$763,428	\$763,428
CD - 12 Month	355957562026		101 - 101			US Bank	\$170,294	\$170,294
CD - 7 Month	355957562455		101 - 101			US Bank	\$154,052	\$154,052
Brokerage	1AB34323	1.54%	101 - 101			Wells Fargo Securities	\$311,473	\$311,473
CDARS-Unrestricted Cash	518	1.82%	101 - 101	5/18/2018	11/25/2018	US Bank	\$24,968	\$24,968
CDARS-General Fund Reserve	518	1.82%	101 - 401	5/18/2018	11/25/2018	US Bank	\$1,312,533	\$1,312,533
CDARS-Road Fund Reserve	518	1.82%	101 - 402	5/18/2018	11/25/2018	US Bank	\$97,853	\$97,853
CDARS-Series 2014A Bonds	518	1.82%	101 - 569	5/18/2018	11/25/2018	US Bank	\$524,481	\$524,481
CDARS-Series 2014B Bonds	518	1.82%	101 - 570	5/18/2018	11/25/2018	US Bank	\$742,400	\$742,400
Savings - ICEMS Marshal	5664509203		218 - 504			Wells Fargo Bank	\$149,380	\$149,380
Cheeking - Innate	6190		226 - 614			Bank of New Mexico	\$2,073	\$2,073
Cubero Fire Station	CIBOLA11	DS	403 - 575			New Mexico Finance Authority	\$122	\$122
Candy Kitchen Fire Station	CIBOLA12	DS	403 - 575			New Mexico Finance Authority	\$2,274	\$2,274
Candy Kitchen Fire Station	CIBOLA12	RES	403 - 575			New Mexico Finance Authority	\$30,362	\$30,362
Lobo Canyon Wildland	CIBOLA15	DS	403 - 575			New Mexico Finance Authority	\$26	\$26
Bluewater Fire Station	CIBOLA16	DS	403 - 575			New Mexico Finance Authority	\$0	\$0
Bluewater Fire Station	CIBOLA16	PROG	403 - 575			New Mexico Finance Authority	\$404,211	\$404,211
Fence Lake Fire Station	CIBOLA17	DS	403 - 575			New Mexico Finance Authority	\$1	\$1
Fence Lake Fire Station	CIBOLA17	PROG	403 - 575			New Mexico Finance Authority	\$60,632	\$60,632
					TOTAL 5,759,590			
TRUST ACCOUNTS								
					TOTAL \$0			
					TOTAL \$0			
					TOTAL 0			
GRAND TOTAL					\$11,422,661			

*Wells Fargo Reserve
\$2.2 million*

**DEPARTMENT OF FINANCE AND ADMINISTRATION
LOCAL GOVERNMENT DIVISION
QUARTERLY REPORT**

COUNTY: Cibola County
Period Ending: 6/30/2018

Schedule of Investments:
(Includes all Cash Accounts)

Type of Investment	Fund Number DFA - CTY	Investment Date	Maturity Date	Source (Bank or Fiscal Agent)	Book Value	Market Value
OPERATING ACCOUNTS						
PROJECT ACCOUNTS						
CDBG	352543	101 - 101		Bank of New Mexico	\$1	\$1
TOTAL						0
RESERVE ACCOUNTS						
CD - 12 Month	10023560	101 - 101	1/8/2018	Bank of New Mexico	\$533,273	\$533,273
CD - 24 Month	10023961	101 - 101	5/24/2018	Bank of New Mexico	\$252,506	\$252,506
CD - 36 Month	10023962	101 - 101	5/24/2019	Bank of New Mexico	\$215,246	\$215,246
LGIP	7549-00013	101 - 101		State of New Mexico, State Treasurer	\$763,426	\$763,426
CD - 12 Month	355957562026	101 - 101		US Bank	\$170,294	\$170,294
CD - 7 Month	355957562455	101 - 101		US Bank	\$154,052	\$154,052
Brokerage	1AB34323	101 - 101		Wells Fargo Securities	\$311,473	\$311,473
CDARS-Unrestricted Cash	516	101 - 101	5/18/2018	US Bank	\$24,966	\$24,966
CDARS-General Fund Reserve	516	101 - 401	5/18/2018	US Bank	\$1,312,533	\$1,312,533
CDARS-Road Fund Reserve	516	101 - 402	5/18/2018	US Bank	\$97,653	\$97,653
CDARS-Series 2014A Bonds	516	101 - 569	5/18/2018	US Bank	\$524,481	\$524,481
CDARS-Series 2014B Bonds	516	101 - 570	5/18/2018	US Bank	\$742,400	\$742,400
Savings - ICEUS Marshal	5664508263	210 - 504		Wells Fargo Bank	\$149,380	\$149,380
Checking - Innate	6190	226 - 614		Bank of New Mexico	\$2,073	\$2,073
Cubero Fire Station	CIBOLA11	DS	403 - 575	New Mexico Finance Authority	\$122	\$122
Candy Kitchen Fire Station	CIBOLA12	DS	403 - 575	New Mexico Finance Authority	\$2,274	\$2,274
Candy Kitchen Fire Station	CIBOLA12	RES	403 - 575	New Mexico Finance Authority	\$38,362	\$38,362
Lobo Canyon Wildland	CIBOLA15	DS	403 - 575	New Mexico Finance Authority	\$26	\$26
Bluewater Fire Station	CIBOLA16	DS	403 - 575	New Mexico Finance Authority	\$0	\$0
Bluewater Fire Station	CIBOLA16	PROG	403 - 575	New Mexico Finance Authority	\$404,211	\$404,211
Fence Lake Fire Station	CIBOLA17	DS	403 - 575	New Mexico Finance Authority	\$1	\$1
Fence Lake Fire Station	CIBOLA17	PROG	403 - 575	New Mexico Finance Authority	\$60,632	\$60,632
TOTAL						5,759,590
TRUST ACCOUNTS						
TOTAL						\$0
TOTAL						0
GRAND TOTAL						\$5,759,591

Identify detail on all adjustments listed on budget recap page. Please identify each transaction separately.

CIBOLA COUNTY - QUARTERLY REPORT ADJUSTMENT SCHEDULE - JUNE 30, 2018

FUND	TOTAL Adjustment AMOUNT	Detailed adjustment	Explanation
GENERAL FUND - Operating (GF)	(552,265)	(4,482,172)	Correct 7/1/2017 Beginning Cash Balance - \$(2,131,101) Actual vs. \$2,351,071 Reported
		4,161,480	Fund 101, Year-To-Date Expenditures/Transfers From Investment Fund to Other Funds
		(41,517)	Fund 101, Year-To-Date Interest Income in Investment Fund
		(189,892)	Fund 401, Increase in Total Liabilities - 6/30/2017 \$213,754.14 vs 6/30/2018 \$23,862.18
		(165)	Fund 401, Bank Reconciliation Posting Error at June 30, 2018. Reverse July 1, 2018
		1	Rounding Difference
CORRECTION			
ENVIRONMENTAL GRT			
County Property Valuation			
COUNTY ROAD	(144,564)	(144,102)	Correct 7/1/2017 Beginning Cash Balance - \$-0- Actual vs. \$144,102 Reported
		(552)	Fund 402, Decrease in Total Liabilities - 6/30/2017 \$561.52 vs 6/30/2018 \$-0-
EMS	13,622	13,621	Correct 7/1/2017 Beginning Cash Balance - \$85,353 Actual vs. \$71,732 Reported
		1	Rounding Difference
ENHANCED 911			
Farm & Range Improvement			
FIRE PROTECTION FUND	(38,456)	(37,936)	Correct 7/1/2017 Beginning Cash Balance - \$1,214,214 Actual vs. \$1,251,250 Reported
		(654)	Fund 407, Decrease in Total Liabilities - 6/30/2017 \$654.09 vs 6/30/2018 \$-0-
		(84)	Fund 408, Decrease in Total Liabilities - 6/30/2017 \$84.30 vs 6/30/2018 \$-0-
		(58)	Fund 409, Decrease in Total Liabilities - 6/30/2017 \$58.46 vs 6/30/2018 \$-0-
		0	Fund 416, Decrease in Total Liabilities - 6/30/2017 \$-0- vs 6/30/2018 \$-0-
		67	Fund 418, Increase in Total Liabilities - 6/30/2017 \$(67.27) vs 6/30/2018 \$-0-
		(194)	Fund 419, Decrease in Total Liabilities - 6/30/2017 \$193.96 vs 6/30/2018 \$-0-
		0	Fund 424, Decrease in Total Liabilities - 6/30/2017 \$-0- vs 6/30/2018 \$-0-
		(169)	Fund 427, Decrease in Total Liabilities - 6/30/2017 \$168.78 vs 6/30/2018 \$-0-
		(328)	Fund 604, Decrease in Total Liabilities - 6/30/2017 \$328.16 vs 6/30/2018 \$-0-
LEPF			
LODGERS' TAX			
RECREATION			
INTERGOVERNMENTAL GRANTS	(186,880)	(149,380)	Fund 504, Transfer Bank Account From Investment Fund to ICEUSMS Fund
		(37,500)	Fund 633, Decrease in Total Liabilities - 6/30/2017 \$37,500.00 vs 6/30/2018 \$-0-
SENIOR CITIZEN			
COUNTY INDIGENT FUND			
COUNTY HOSPITAL FUND			
COUNTY FIRE PROTECTION			
DWI PROGRAM	32,430	32,617	Correct 7/1/2017 Beginning Cash Balance - \$63,663 Actual vs. \$31,046 Reported
		(187)	Fund 439, Decrease in Total Liabilities - 6/30/2017 \$187.06 vs 6/30/2018 \$-0-
Clerk Recording & Filing	0	102	Correct 7/1/2017 Beginning Cash Balance - \$139,757 Actual vs. \$139,655 Reported
		(102)	Fund 500, Decrease in Total Liabilities - 6/30/2017 \$101.75 vs 6/30/2018 \$-0-
JAIL - DETENTION FUND	(2,602)	(163,945)	Fund 614, Increase in Total Receivables - 6/30/2017 \$-0- vs 6/30/2018 \$168,944.84
		42,052	Fund 614, Decrease in Inmate Trust Account - 6/30/2017 \$44,125.16 vs 6/30/2018 \$2,073.27
		124,291	Fund 614, Increase in Total Liabilities - 6/30/2017 \$25,332.68 vs 6/30/2018 \$149,624.08
OTHER			
CAPITAL PROJECT FUNDS	(421,320)	(421,320)	Correct 7/1/2017 Beginning Cash Balance - \$-0- Actual vs. \$421,320 Reported
G. O. BONDS			
REVENUE BONDS	(937,249)	(879,200)	Correct 7/1/2017 Beginning Cash Balance - \$1,387,852 Actual vs. \$2,267,052 Reported
		(18,128)	Fund 567, Remove Accrued Interest Payable per Auditor
		(39,921)	Fund 568, Remove Accrued Interest Payable per Auditor
DEBT SERVICE OTHER	(465,519)	(465,520)	Fund 575, Net Increase in NMFA Cash Balance - 6/30/2017 \$40,107.04 vs. 6/30/2018 \$505,626.72
		1	Rounding Difference
ENTERPRISE FUNDS			
Water Fund			
Solid Waste			
Waste Water			
Airport			
Ambulance			
Cemetery			
Housing			
Parking			
Other Enterprise - <i>Call of Pinchets</i>			
Other Enterprise			
Other Enterprise			
Other Enterprise			
INTERNAL SERVICE FUNDS			
TRUST AND AGENCY FUNDS			
			These amounts won't change during FY2017-2018
	(2,702,902)	(2,702,902)	

NEW
ITEMS
10 e.

Cibola County Commission

Robert J. Armijo, Chairman
Daniel J. Torrez, 1st Vice-Chair
Jack P. Moleres, 2nd Vice-Chair
Robert S. Windhorst, Commissioner
Martha Garcia, Commissioner

Cibola County
700 E. Roosevelt Ave., Suite 50
Grants, New Mexico 87020
Phone (505) 287-9431 – Fax (505) 285-5434



Kate Fletcher
County Manager

Resolution No. 18-44

**2018-2019 Final Operating Budget Adoption
For the Year Ending June 30, 2019**

WHEREAS, the Board of Commissioners for the County of Cibola of the State of New Mexico, has developed a final operating budget for fiscal year 2018-2019; and

WHEREAS, the final operating budget was developed on the basis of need and through cooperation with all user Departments, Elected Officials, and Department Managers; and

WHEREAS, it is the opinion of the Board of Commissioners that the proposed final operating budget meets the requirements as currently determined for fiscal year 2018-2019.

Now, therefore, be it resolved that the Board of Commissioners for the County of Cibola of the State of New Mexico, hereby adopts and approves the final operating budget hereinafter described as Attachment "A" and respectfully requests approval from the Local Government Division of the Department of Finance and Administration of the State of New Mexico.

PASSED, APPROVED and ADOPTED by the governing body at a special meeting on the 30th day of July 2018.

THE BOARD OF COUNTY COMMISSIONERS:

Robert J. Armijo, Chairman

Daniel J. Torrez, 1st Vice-Chair

ATTEST:

Jack P. Moleres, 2nd Vice-Chair

Michelle E Dominguez, County Clerk

Robert S. Windhorst, Commissioner

Martha Garcia, Commissioner



**CIBOLA
COUNTY**
NEW MEXICO

Fiscal Year 2018-19 Final Budget Recommendation

Investment Fund #101



Active Funds	Beginning Cash	Investments	Projected Revenues	Projected Transfers	Projected Expenditures	Projected Ending Balance
101 - INVESTMENT FUND	\$0	\$5,102,511	\$0	\$0	\$0	\$5,102,511

USB – CD 7 month - \$154,052
 State Investment Pool – LGIP - \$763,428
 Wells Fargo Brokerage Investment - \$311,473
 Bank of New Mexico – CD - \$553,273
 US Bank CDARS Account - \$2,702,235
 USB – CD Annual - \$170, 294
 BNM CD - \$215,248
 BNM CD - \$252,506

TOTAL = \$5,102,511

Vacancy Cost



VACANCY ANALYSIS

Vacant and Filled Positions

DFA FUND #	CIBOLA FUND #	PT FLEED	PT FLEED	PT VACANT	PT VACANT	TEMP VACANT	ELECTED	TOTAL
101	401 - GENERAL FUND	43	5	12			10	70
204	402 - ROAD	11		2				13
207	435 - CONSOLIDATED DISPATCH	17		2				19
223	438 - DWI GRANT					1		1
225	439 - DWI DISTRIBUTION	3		1				4
226	614 - DETENTION CENTER	3						3
203	620 - IN REAPPRAISAL FUND	1	5					6
TOTAL POSITIONS BUDGETED FOR FY 2018-19 =		84	10	17	0	1	10	122
TOTAL POSITIONS								117

These 5 & 5 part-time employees are the same people getting paid 50% from each fund so subtract 5 employees from total

401 GENERAL FUND VACANCY COST BY DEPARTMENT

(Cost of each department for filling requested vacancies)

DEPARTMENT	# OF VACANCIES	TOTAL COST OF VACANCIES
COMMISSION	0	\$0
PROBATE	0	\$0
BUREAU OF ELECTIONS	1	\$30,788
MANAGER	1	\$56,775
CLERK	2	\$94,954
TREASURER	1	\$52,437
ASSESSOR	0	\$0
IT DATA PROCESSING	0	\$0
RURAL ADDRESS	0	\$0
LAW ENFORCEMENT	6	\$438,101
SANITATION	0	\$0
VECTOR CONTROL	0	\$0
MAINTENANCE	1	\$17,303
TOTAL =	12	\$711,358

ALL OTHER FUND VACANCY COST

FUND	# OF VACANCIES	TOTAL COST OF VACANCIES
402	2	\$117,249
435	2	\$72,743
438	1	\$28,228
439	1	\$44,393
TOTAL =	6	\$262,613



CIBOLA COUNTY
NEW MEXICO

\$973,991

**TOTAL VACANCY BUDGET COST INCLUDING
ALL DEPARTMENT REQUESTS**

GF Vacancy Analysis for FY 2018-19



CIBOLA COUNTY
NEW MEXICO

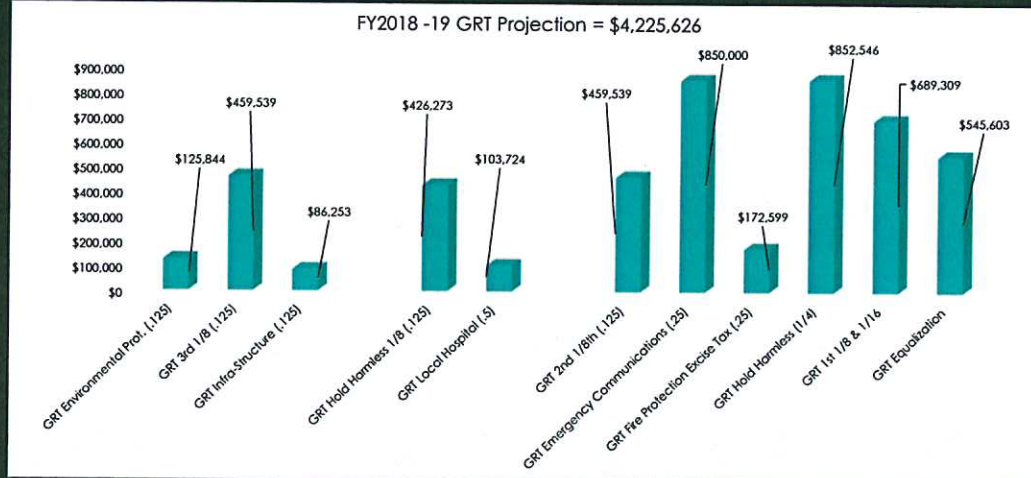
5% LGD Rule for FY2019 with PILT in June budget

Total Projected Revenues	\$7,881,356
Total Projected Transfers	\$667,121
Total Projected Expenditures	(\$5,587,963)
Revenue & Transfer Growth for FY2019=	\$2,960,514
DFA Check Revenues+Transfers-expenditures as Percentage=	52.98%

5% LGD Rule for FY2019 budget without PILT in June

Total Projected Revenues w/out PILT in June	\$5,781,356
Total Projected Transfers	\$667,121
Total Projected Expenditures	(\$5,587,963)
Revenue & Transfer Growth for FY2019=	\$860,514
DFA Check Revenues+Transfers-expenditures as Percentage=	15.40%

GRT Breakdown



Property Tax History and Projection



Property Tax History & FY2018-19 Projection



ENTITY: Cibola County

Fiscal Year: 2019

PROPERTY TAX BUDGET SUPPORTING SCHEDULE

ROUNDED TO NEAREST DOLLAR

(Insert information into cells with blue font. Black font cells are formula driven)

(A) PROPERTY TAX CATEGORY	(B) YEAR - XXXX FINAL VALUATIONS	(C) OPERATING TAX RATE	(D) TOTAL PRODUCTION (B X C)	(E) COLLECTION RATE %	(F) INDIVIDUAL TOTAL PRODUCTIONS
RESIDENTIAL - Operational	5128 750 728	0.008802	1,133,284	92.35%	\$1,046,569
NON-RES. - Operational	5199 669 166	0.011850	2,366,080	92.35%	\$2,185,075
OIL & GAS EQUIPMENT	\$0	0.000000	0	0.00%	\$0
OIL & GAS PRODUCTION	\$0	0.000000	0	0.00%	\$0
COPPER	\$0	0.000000	0	0.00%	\$0
GRAND TOTAL PRODUCTIONS		GRAND TOTALS			
PROPERTY TAX - CURRENT YEAR (RESIDENTIAL & NON-RESIDENTIAL COMBINED)		\$3,231,644			
OIL & GAS EQUIPMENT		\$0			
OIL & GAS PRODUCTION		\$0			
COPPER		\$0			

When entering the Operating Tax Rate please enter the rate to the sixth decimal place.
(ex - 11.842 should be entered as 0.011842)

Fire & EMS Funds



<u>Active Funds</u>	<u>Beginning Cash</u>	<u>Investments</u>	<u>Projected Revenues</u>	<u>Projected Transfers</u>	<u>Projected Expenditures</u>	<u>Projected Ending Balance</u>
407 - SAN RAFAEL VFD	\$60,257	\$0	\$175,475	\$7,000	\$213,934	\$28,798
408 - BLUEWATER VFD	\$8,007	\$0	\$87,322	\$386,593	\$470,014	\$11,909
409 - LOBO CANYON VFD	\$68,944	\$0	\$54,137	\$4,078	\$103,800	\$23,359
XXX - SUPERIOR AMBULANCE	\$0	\$0	\$1,500	\$0	\$1,500	\$0
413 - LAGUNA EMS	\$0	\$0	\$14,256	\$0	\$14,256	\$0
415 - PINEHILL EMS	\$0	\$0	\$10,417	\$0	\$10,417	\$0
416 - FENCE LAKE VFD	\$112,407	\$0	\$54,137	\$913	\$47,100	\$120,357
418 - CANDY KITCHEN VFD	\$35,153	\$0	\$75,517	(\$35,927)	\$58,050	\$16,693
419 - LAGUNA VFD	\$219,979	\$0	\$ 272,096	\$0	\$ 417,754	\$74,320
424 - CUBERO VFD	\$55,714	\$0	\$81,202	(\$6,669)	\$69,600	\$60,647
425 - CUBERO EMS	\$0	\$0	\$3,000	\$0	\$3,000	\$0
427 - EL MORRO VFD	\$40,151	\$0	\$54,137	\$7,000	\$67,000	\$34,288

Dispatch, DWI, County Fire, Clerk Community Services & IGA's



<u>Active Funds</u>	<u>Beginning Cash</u>	<u>Investments</u>	<u>Projected Revenues</u>	<u>Projected Transfers</u>	<u>Projected Expenditures</u>	<u>Projected Ending Balance</u>
435 - CONSOLIDATED DISPATCH	\$0	\$0	\$870,415	\$0	\$860,582	\$9,833
438 - DWI GRANT	\$0	\$0	\$81,000	\$2,280	\$83,280	\$0
439 - DWI DISTRIBUTION	\$130,267	\$0	\$226,351	(\$5,390)	\$350,306	\$923
440 - CDWI GRANT	\$0	\$0	\$7,788	\$0	\$7,788	\$0
475 - COUNTY FIRE PROTECTION	\$477,164	\$0	\$173,286	(\$42,000)	\$65,632	\$542,818
500 - CLERK RECORDING/FILING	\$83,127	\$0	\$31,000	\$0	\$33,500	\$80,627
501 - COMMUNITY SERVICES	\$0	\$0	\$0	\$0	\$0	\$0
504 - IGAs-PASS THRU	\$0	\$149,381	\$34,039,155	\$0	\$33,907,155	\$281,381

DFA Requirements




Active Funds	Beginning Cash	Investments	Projected Revenues	Projected Transfers	Projected Expenditures	Projected Ending Balance
401 - GENERAL FUND	\$180,413	\$0	\$7,881,356	\$667,121	\$5,587,963	\$3,140,927
Active Funds	Beginning Cash	Investments	Projected Revenues	Projected Transfers	Projected Expenditures	Projected Ending Balance
402 - ROAD	\$503,481	\$0	\$2,135,273	\$300,000	\$1,678,366	\$1,260,389

- DFA General Fund Reserve Requirement for this budget is \$1,396,990
- Road Fund Reserve Requirement for this budget is \$419,591
- General Fund budget has revenues exceeding total transfers and expenditures.
- GRT in line with DFA review
- Property Tax in Line with DFA calculation
- LEPP, Fire, EMS budgeted per actual distribution amount
- Other distributions budgeted within DFA guidelines

Final Budget Totals



 <div>CIBOLA COUNTY NEW MEXICO</div>		FY 2018-19 Final Budget Proposal RECOMMENDATION					MANAGER'S
Active Funds	<u>Beginning Cash</u>	<u>Investments</u>	<u>Projected Revenues</u>	<u>Projected Transfers</u>	<u>Projected Expenditures</u>	<u>Projected Ending Balance</u>	
TOTALS=	\$5,663,071	\$5,759,591	\$50,966,578	\$0	\$50,125,380	\$12,263,861	

NEW
ITEMS
10 f.

Cibola County Commission

Robert J. Armijo, Chairman
Daniel J. Torrez, 1st Vice-Chair
Jack P. Moleres, 2nd Vice-Chair
Robert S. Windhorst, Commissioner
Martha Garcia, Commissioner

Cibola County
700 E. Roosevelt Ave., Suite 50
Grants, New Mexico 87020
Phone (505) 287-9431 – Fax (505) 285-5434



Kate Fletcher
County Manager

Resolution 18-45

A RESOLUTION

ADOPTING AN INFRASTRUCTURE CAPITAL IMPROVEMENTS PLAN (ICIP)

Whereas, the County of Cibola recognizes that the financing of public capital projects has become a major concern in New Mexico and nationally; and

Whereas, in times of scarce resources, it is necessary to find new financing mechanisms and maximize the use of existing resources; and

Whereas, systematic capital improvements planning is an effective tool for communities to define their development needs, establish priorities and pursue concrete actions and strategies to achieve necessary project development; and

Whereas, this process contributes to local and regional efforts in project identification and selection in short and long-range capital planning efforts

NOW THEREFORE BE IT RESOLVED by the Board of County Commissioners of Cibola County, New Mexico that:

1. Cibola County has adopted the attached Infrastructure Capital Improvements Plan, and
2. It is intended that the Plan be a working document and is the first of many steps toward improving rational, long-range capital planning and budgeting for New Mexico's infrastructure.
3. This Resolution supersedes Resolution 17-36.

PASSED, APPROVED AND ADOPTED this 30th day of July, 2018.

THE BOARD OF COUNTY COMMISSIONERS:

Robert J. Armijo, Chairman

Daniel J. Torrez, 1st Vice-Chair

Jack P. Moleres, 2nd Vice-Chair

Robert S. Windhorst, Commissioner

Martha Garcia, Commissioner

ATTEST:

Michelle E Dominguez, County Clerk

Capital Projects by Priority

Category No.	Category Name	Ranking of Project	Project Title	Priority	2020-2024
120	Service Facilities	2020	To plan, design, construct, furnish and equip the relocation, and renovation of the Office of the Emergency Manager and Dispatch office to The County Acquired Building Complex.	1	850,000
310	Roads/Streets/Bridges	2020	To plan, design, construct, build, equip, County Roads, C-18B, C-1, and Lawrence Road, install culverts, bridges, and address drainage and road width issues on these roads.	2	500,000
170	Equipment	2020	The Sheriff's Office is operating off of a Motorola Analog Radio System that is over 10 years old and has been discontinued by the manufacturer. The Sheriff's Office is requesting a new digital radio system due to an FCC push for interoperability, and Project 25. The proposed digital system will ensure that the county is in compliance with FCC mandates and will provide the Sheriff's deputies with a secure channel to operate on that requires an encryption code that will prevent radio transmissions from being intercepted.	3	150,000
310	Roads/Streets/Bridges	2020	To conduct a feasibility study, plan, design, equip, County Roads, C-18, C-19, C-33, C-48A, and install culverts, bridges, replace gravel with pavement, and address drainage and road width issues on these roads.	4	850,000
350	Economic Development	2020	This project entails design and construction of a stacked looped trail system and full-service trail heads in the Zuni Mountains. Once completed this trail system will provide year round recreation that will attract more tourists to this region and would assist with the stimulation of the economy.	5	1,500,000
350		2021	To purchase and equip a John Deer Skid Steer 324 G for the Cibola County Maintenance Office	1	250,000
240	Storm/Surface/Water Control	2021	To conduct environmental studies, plan, design, construct, equip flood prone areas in Bluewater Village, Bluewater Acres, Mt. Taylor Addition, San Rafael, and Rio San Jose in Cibola County. Per NFIP requirements all future road construction should be meet the zone requirement, which is 18-24 inches above the flood plain. To ensure that all roads mentioned meet this standard.	2	750,000
170	Equipment	2022	to purchase ongoing voting equipment	1	100,000
120	Service Facilities	2022	To plan, design, construct, build, furnish and equip volunteer fire stations, with training facilities, apparatus storage areas, and meeting rooms in El Morro, Candy Kitchen and a second station on Lobo Canyon Road.	2	550,000
170	Equipment	2023	To purchase and equip vehicles for law enforcement, detention center and county administrative departments.	1	250,000
170	Equipment	2023	To purchase and equip 2 dump trucks, mower, bucket truck and road sweeper for Cibola County Road Department.	2	150,000
120	Service Facilities	2024	To conduct a feasibility study, plan, design, construct, build, furnish and equip transitional housing center in Cibola County.	1	1,200,000
120	Service Facilities	2024	To plan, design, construct, build, furnish and equip an adult and/or a juvenile substance abuse treatment center	2	1,300,000
Total					8,400,000

NEW
ITEMS

10 g.



Confirmation of Receipt of Goods or Services

An invoice/Receipt was received on : 7/9/2018 for(select one below)

- ☐ Purchase order number: _____
- ☒ An invoice where no PO was issued or a PCARD was used
(please fill in fund number and amount below)

Vendor: Trust Pharmacy

Description	Fund Dep. Line Item	Amount
Indigent	406-055-420-00096	14,340.65
COP -- Pharmacy Expense	614-100-457-00309	690.73
	406-055-420-00096	(91.81)
Total: \$		14,939.56

Please confirm below by selecting the appropriate line that all goods or services have been recieved and are in good condition so that we may process the invoice for payment.

- ☒ All Goods have been received and or services completed
- ☐ A partial shipment has been received
- ☐ All items were received but the following were damaged and should not be paid for:

☐ Verify all invoices have been attached

Signature: Kate, [Signature]

Department: CIBOLA COUNTY DETENTION CENTER

Date: 7/9/2018

- Need approval from Commission July 30th.

TRUST PHARMACY

1000 E. ROOSEVELT

GRANTS, NM 87020

Phone - (505) 287-3913

Fax - (505) 287-4379

RECEIVED
7-6-18

INVOICE

7/3/2018

12178

CIBOLA COUNTY CORRECTIONAL
ROOSEVELT
GRANTS NM 87020

JUNE 2018 RX Prescriptions

1

15,031.37

15,031.37

14,340.645 Cibola
+ 690.725 Grants
15,031.37
- 17.77 - River, Sabbath
74.04 - Isaac, Daviann
\$14,939.56

Subtotal	\$15,031.37
Sales Tax (8.125%)	\$0.00
	\$15,031.37
Payments/Credits	\$0.00
Balance Due	\$15,031.37

TX-Date	PD-Pat	TX-Rx	DG-Drug	TX-Price	
Filled	Combined Name	Number	Name 27		
16/28/18	ALIRE, JEREMY	06334234	IBUPROFEN 200MG TABLET	7.77	
16/25/18	ALIRE, JEREMY	06334193	IBUPROFEN 400MG TABLET	17.97	
16/25/18	ALIRE, JEREMY	06334194	HYDROXYZINE PAM 25MG CAP	23.67	
	* ALIRE, JEREMY			49.41	Cibola
16/25/18	ANTONIO, ESTEVAN	06333520	MIRTAZAPINE 15 MG TABLET	47.67	
16/22/18	ANTONIO, ESTEVAN	06333521	SERTRALINE HCL 100 MG TABLET	47.77	
16/22/18	ANTONIO, ESTEVAN	06333519	ARIPIPIRAZOLE 15 MG TABLET	49.67	
	* ANTONIO, ESTEVAN			145.11	Cibola
6/22/18	ARCHUNDE, ORLANDA *	06334140	PROPRANOLOL 20MG TABLET	21.57	
6/22/18	ARCHUNDE, ORLANDA	06334142	OMEPRAZOLE DR 20 MG CAPSULE	49.67	
6/22/18	ARCHUNDE, ORLANDA	06334141	LACTULOSE 10 GM/15 ML SOLUT	71.27	
6/22/18	ARCHUNDE, ORLANDA	06334139	XIFAXAN 550 MG TABLET	2,298.67	
	* ARCHUNDE, ORLANDA			2,441.18	Cibola
6/12/18	ARIVSO, RAYMOND	06333966	CEPHALEXIN 500 MG CAPSULE	23.87	
6/12/18	ARIVSO, RAYMOND	06333965	LEVETIRACETAM 500 MG TABLET	49.67	
	* ARIVSO, RAYMOND			73.54	Cibola
6/04/18	ASHER, ZACHARY	06332677	IBUPROFEN 600 MG TABLET	14.27	
6/11/18	ASHER, ZACHARY	06332676	CYCLOBENZAPRINE 10 MG TABLET	40.17	
6/21/18	ASHER, ZACHARY	06332675	GABAPENTIN 400 MG CAPSULE	54.87	
	* ASHER, ZACHARY			109.31	Cibola
5/25/18	BAILEY, ANTHONY A	06333760	PROPRANOLOL 20MG TABLET	21.57	
5/25/18	BAILEY, ANTHONY A	06333759	AMLODIPINE BESYLATE 10 MG T	42.67	
5/22/18	BAILEY, ANTHONY A	06332549	RISPERIDONE 1 MG TABLET	49.67	
5/25/18	BAILEY, ANTHONY A	06334189	DIVALPROEX SOD DR 500 MG TA	55.27	
	* BAILEY, ANTHONY A			169.18	Cibola
5/08/18	BEGAY, LUANN	06333885	RANITIDINE 300MG	11.57	
5/08/18	BEGAY, LUANN	06332682	IBUPROFEN 600 MG TABLET	14.27	
5/14/18	BEGAY, LUANN	06334031	NAPROXEN 500 MG TABLET	40.87	
	* BEGAY, LUANN			66.71	Cibola
5/12/18	BOBELU, KIM	06333961	LISINOPRIL 20 MG TABLET	22.97	
	* BOBELU, KIM			22.97	grants
5/25/18	BROWN, TRAVIS	06333153	INVEGA SUSTENNA 156 MG/ML S	1,748.27	
	* BROWN, TRAVIS			1,748.27	Cibola
5/21/18	BURKE, CHRIS A	06334126	CHLORPHENIRAMINE 4 MG TABLET	7.27	
5/25/18	BURKE, CHRIS A	06332636	HYDROXYZINE PAM 50MG CAP	16.17	
5/25/18	BURKE, CHRIS A	06332637	CITALOPRAM HBR 20 MG TABLET	45.37	
	* BURKE, CHRIS A			68.81	Cibola
5/25/18	CALAZADA, AMANDA	06333439	LORATADINE 10 MG TABLET	9.87	

TX-Date	PD-Pat	TX-Rx	DG-Drug	TX-Price	
Filled	Combined Name	Number	Name 27		
06/25/18	CALAZADA, AMANDA	06333757	IBUPROFEN 400MG TABLET	17.97	
06/01/18	CALAZADA, AMANDA	06333804	MIRTAZAPINE 30MG TABLETS	48.97	
06/25/18	CALAZADA, AMANDA	06333804	MIRTAZAPINE 30MG TABLETS	48.97	Cibola
06/01/18	CALAZADA, AMANDA	06333805	ESCITALOPRAM 10 MG TABLET	49.67	
06/25/18	CALAZADA, AMANDA	06333805	ESCITALOPRAM 10 MG TABLET	49.67	
06/25/18	CALAZADA, AMANDA	06333437	VENTOLIN HFA 90 MCG INHALER	63.17	
06/25/18	CALAZADA, AMANDA	06333438	ALVESCO 160 MCG INHALER	269.67	
	* CALAZADA, AMANDA			557.96	
06/08/18	CARABAJAL, IGNACIO JOSE	06333891	TRAZODONE 50MG TABLET	18.87	
06/08/18	CARABAJAL, IGNACIO JOSE	06333890	HYDROXYZINE PAM 25MG CAP	23.67	Cibola
	* CARABAJAL, IGNACIO JOSE			42.54	
06/25/18	CONCHO, LOREN	06334103	ASPIR-LOW EC 81 MG TABLET	7.17	
06/20/18	CONCHO, LOREN	06334101	LISINOPRIL 10MG TABLETS	22.17	
06/20/18	CONCHO, LOREN	06334100	CARVEDILOL 25 MG TABLET	49.67	Cibola
06/20/18	CONCHO, LOREN	06334102	SIMVASTATIN 20 MG TABLET	49.67	
	* CONCHO, LOREN			128.68	
06/28/18	COTTON, JON MICHEAL	06333063	NAPROXEN 500 MG TABLET	40.87	
06/28/18	COTTON, JON MICHEAL	06334239	SERTRALINE HCL 50 MG TABLET	47.77	Cibola
	* COTTON, JON MICHEAL			88.64	
06/21/18	DODSON, TOMMIE	06332561	IBUPROFEN 600 MG TABLET	14.27	
06/21/18	DODSON, TOMMIE	06333452	TRAZODONE 100 MG TABLET	17.99	
06/11/18	DODSON, TOMMIE	06333381	LISINOPRIL 20 MG TABLET	22.97	Cibola
06/21/18	DODSON, TOMMIE	06333450	QUETIAPINE 100MG	49.67	
06/21/18	DODSON, TOMMIE	06334112	SIMVASTATIN 20 MG TABLET	49.67	
	* DODSON, TOMMIE			154.57	
05/25/18	ESTEVEAN, JOSPEH B	06334196	PHENYTOIN SOD EXT 100 MG CA	35.87	
05/25/18	ESTEVEAN, JOSPEH B	06334195	LEVETIRACETAM ER 500 MG TAB	49.67	Grants
	* ESTEVEAN, JOSPEH B			85.54	
05/25/18	ETSITTY, LARRY JR	06334192	ACETAMINOPHEN 500MG TABLET	10.67	
	* ETSITTY, LARRY JR			10.67	Cibola
05/12/18	FAUSTINE, LARAMIE	06333957	LISINOPRIL 10MG TABLETS	22.17	
05/12/18	FAUSTINE, LARAMIE	06333959	METFORMIN HCL 1,000 MG TABL	28.67	
05/12/18	FAUSTINE, LARAMIE	06333958	SIMVASTATIN 20 MG TABLET	49.67	grants
05/12/18	FAUSTINE, LARAMIE	06333960	PIROXICAM 20MG CAPSULE	49.67	
	* FAUSTINE, LARAMIE			150.18	
05/14/18	FRANKLIN, LACEY	06334022	LEVETIRACETAM 500 MG TABLET	49.67	
05/14/18	FRANKLIN, LACEY	06334023	CITALOPRAM HBR40MGTABLET	49.67	Cibola
	* FRANKLIN, LACEY			99.34	
07/04/18	FREITAS, BRIANNA	06333827	MIRTAZAPINE 30MG TABLETS	48.97	
07/04/18	FREITAS, BRIANNA	06333826	BUSPIRONE HCL 30 MG TABLET	49.67	

TX-Date	PD-Pat	TX-Rx	DG-Drug	TX-Price	
Filled	Combined Name	Number	Name 27		
* FREITAS, BRIANNA					98.64 Cibola
06/22/18	GARCIA, LEE	06334154	HYDROXYZINE PAM 25 MG CAP	9.17	
06/22/18	GARCIA, LEE	06334153	BENZTROPINE MES 1MG TABLET	19.27	
06/22/18	GARCIA, LEE	06334151	HALOPERIDOL 5 MG TABLET	37.77	Cibola
06/22/18	GARCIA, LEE	06334152	RISPERIDONE 2 MG TABLET	49.67	
* GARCIA, LEE				115.88	
06/22/18	GARCIA, MARIA	06334138	IBUPROFEN 200 MG TABLET	8.97	Cibola
06/22/18	GARCIA, MARIA	06334137	AMOXICILLIN 500 MG CAPSULE	17.77	
06/08/18	GARCIA, MARIA	06333150	CITALOPRAM HBR 20 MG TABLET	45.37	
* GARCIA, MARIA				72.11	
06/12/18	GOODWIN, MICHAEL	06333968	DOCUSATE SODIUM 100MG CAP	9.17	
06/12/18	GOODWIN, MICHAEL	06333967	IBUPROFEN 600 MG TABLET	10.37	Cibola
06/04/18	GOODWIN, MICHAEL	06333825	IBUPROFEN 400MG TABLET	17.97	
06/12/18	GOODWIN, MICHAEL	06333969	PROMETHAZINE 25 MG TABLET	21.47	
* GOODWIN, MICHAEL				58.98	
06/26/18	GREEN, DEBORAH	06332278	ACIDOPHILUS TABLET CHEWABLE	8.37	
06/22/18	GREEN, DEBORAH	06333726	MILK OF MAGNESIA SUSPENSION	8.99	Cibola
06/22/18	GREEN, DEBORAH	06334132	DOCUSATE SODIUM 100MG CAP	11.27	
06/26/18	GREEN, DEBORAH	06332809	IBUPROFEN 400MG TABLET	17.97	
* GREEN, DEBORAH				46.60	
06/04/18	GREEN, JAMES	06332846	IBUPROFEN 400MG TABLET	35.87	Cibola
* GREEN, JAMES				35.87	
06/28/18	GRIEGO-LOPEZ, ISAAC	06333353	IBUPROFEN 600 MG TABLET	14.27	
06/04/18	GRIEGO-LOPEZ, ISAAC	06333823	GABAPENTIN 300 MG CAPSULE	47.27	Cibola
* GRIEGO-LOPEZ, ISAAC				61.54	
05/04/18	HALL, JOSHUA	06332633	HYDROXYZINE PAM 50MG CAP	16.17	
05/28/18	HALL, JOSHUA	06334238	HYDROXYZINE PAM 50MG CAP	16.17	Cibola
* HALL, JOSHUA				32.34	
05/06/18	HARJO, WAHLEAH	06333857	ACETAMINOPHEN 325MG TABLET	7.57	
05/06/18	HARJO, WAHLEAH	06333856	FOLIC ACID 1MG TABLET	9.77	
05/06/18	HARJO, WAHLEAH	06333855	CARBAMAZEPINE 200MG TABLET	66.17	Cibola
05/11/18	HARJO, WAHLEAH	06333940	CARBAMAZEPINE 200MG TABLET	148.77	
* HARJO, WAHLEAH				232.28	
05/29/18	HEDRICK, ANGELA M	06334263	IBUPROFEN 600 MG TABLET	14.27	
05/29/18	HEDRICK, ANGELA M	06334264	GABAPENTIN 300 MG CAPSULE	27.17	
05/29/18	HEDRICK, ANGELA M	06334261	SERTRALINE HCL 100 MG TABLET	47.77	Cibola
05/29/18	HEDRICK, ANGELA M	06334262	OLANZAPINE 5 MG TABLET	49.67	
* HEDRICK, ANGELA M				138.88	
05/29/18	HOWARD, DONNA	06334260	HYDROXYZINE PAM 25 MG CAP	20.47	

TX-Date Filled	PD-Pat Combined Name	TX-Rx Number	DG-Drug Name 27	TX-Price
6/22/18	HOWARD, DONNA	06334143	ESCITALOPRAM 20 MG TABLET	49.67
6/22/18	HOWARD, DONNA	06334144	VALSARTAN-HCTZ 160-12.5 MG	49.67
6/22/18	HOWARD, DONNA	06334145	SIMVASTATIN 40 MG TABLET	49.67
6/22/18	HOWARD, DONNA	06334146	ZONISAMIDE 100 MG CAPSULE	49.67
	* HOWARD, DONNA			219.15
6/06/18	ISAAC, DAVIANN *	06333858	ACETAMINOPHEN 325MG TABLET	10.87
6/06/18	ISAAC, DAVIANN	06333859	VENTOLIN HFA 90 MCG INHALER	63.17
	* ISAAC, DAVIANN			74.04
6/25/18	JARAMILLO, DESIRE	06333536	OLANZAPINE 20 MG TABLET	49.67
	* JARAMILLO, DESIRE			49.67
6/11/18	JARAMILLO, TRACY	06333935	PAROXETINE 20MG TABLETS	49.67
	* JARAMILLO, TRACY			49.67
6/08/18	LEMO, ADOLFO	06333886	ANORO ELLIPTA 62.5-25 MCG I	422.17
	* LEMO, ADOLFO			422.17
6/04/18	LOPEZ, LLOYD	06332819	TRAZODONE 150 MG TABLET	18.17
6/25/18	LOPEZ, LLOYD	06333218	BUSPIRONE HCL 5 MG TABLET	30.17
6/25/18	LOPEZ, LLOYD	06333217	GABAPENTIN 600 MG TABLET	82.87
	* LOPEZ, LLOYD			131.21
6/22/18	LYLES, CRAIG	06334147	SERTRALINE HCL 50 MG TABLET	47.77
6/22/18	LYLES, CRAIG	06333582	OLANZAPINE 7.5 MG TABLET	49.67
	* LYLES, CRAIG			97.44
6/28/18	MACIAS, MELINDA	06334233	SULFAMETHOXAZOLE-TMP DS TAB	7.67
	* MACIAS, MELINDA			7.67
5/25/18	MASCON, JANEL	06333529	VENLAFAXINE HCL ER 75 MG CA	49.67
5/25/18	MASCON, JANEL	06333528	VENLAFAXINE HCL ER 150 MG C	49.67
	* MASCON, JANEL			99.34
5/18/18	MCCLOUD, EMMANUEL	06334066	HYDROXYZINE PAM 25MG CAP	15.37
5/18/18	MCCLOUD, EMMANUEL	06334065	HYDROXYZINE PAM 50MG CAP	16.17
5/29/18	MCCLOUD, EMMANUEL	06334266	BENZTROPINE MES 0.5 MG TAB	18.57
5/18/18	MCCLOUD, EMMANUEL	06334067	NYSTATIN 1000000U/ML SUSP	19.97
5/21/18	MCCLOUD, EMMANUEL	06334114	BENZTROPINE MES 1MG TABLET	22.97
5/21/18	MCCLOUD, EMMANUEL	06334113	HALOPERIDOL 1MG TABLET	43.47
5/21/18	MCCLOUD, EMMANUEL	06334115	DIVALPROEX SOD ER 250 MG TA	49.67
5/29/18	MCCLOUD, EMMANUEL	06334265	DIVALPROEX SOD DR 500 MG TA	49.67
5/29/18	MCCLOUD, EMMANUEL	06334267	OLANZAPINE 7.5 MG TABLET	49.67
	* MCCLOUD, EMMANUEL			285.53
5/25/18	MCDONALD, STEPHEN	06333055	BUPROPION HCL 75MG TAB	18.97
5/25/18	MCDONALD, STEPHEN	06333056	DOXEPIN 50MG CAPSULE	24.67
	* MCDONALD, STEPHEN			43.64

grants

Cibola

cibola

cibola

cibola

Cibola

Cibola

Cibola

Cibola

Cibola

Cibola

X-Date	PD-Pat	TX-Rx	DG-Drug	TX-Price
Filed	Combined Name	Number	Name 27	
6/15/18	NESSLIEN, BARBARA	06332630	BENZTROPINE MES 1MG TABLET	13.17
6/22/18	NESSLIEN, BARBARA	06334134	QUETIAPINE 50MG	16.67
6/22/18	NESSLIEN, BARBARA	06334156	OLANZAPINE 5 MG TABLET	16.67
6/28/18	NESSLIEN, BARBARA	06334245	BENZTROPINE MES 0.5 MG TAB	18.57
6/22/18	NESSLIEN, BARBARA	06334135	QUETIAPINE 200MG	49.67
	* NESSLIN, BARBARA			114.75
6/04/18	NOLASCO, MICHELL	06333431	HYDROXYZINE PAM 50MG CAP	16.17
6/22/18	NOLASCO, MICHELL	06334136	AZITHROMYCIN 250MG TABLETS	16.67
6/25/18	NOLASCO, MICHELL	06333430	CITALOPRAM HBR 20 MG TABLET	45.37
	* NOLASCO, MICHELL			78.21
6/11/18	OLGUIN, CASEY	06333930	ANTACID TABLET	7.97
6/11/18	OLGUIN, CASEY	06333926	DIPHENHYDRAMINE 50MG CAPS	8.37
6/25/18	OLGUIN, CASEY	06333745	DOXEPIN 10MG CAPSULE	16.37
6/11/18	OLGUIN, CASEY	06333927	LISINOPRIL 2.5 TABLETS	16.67
6/26/18	OLGUIN, CASEY	06333591	LISINOPRIL 2.5 TABLETS	16.67
6/11/18	OLGUIN, CASEY	06333928	NAPROXEN 500 MG TABLET	40.87
6/25/18	OLGUIN, CASEY	06333744	NAPROXEN 500 MG TABLET	40.87
6/14/18	OLGUIN, CASEY	06334032	LISINOPRIL 5 MG TABLET	44.57
6/11/18	OLGUIN, CASEY	06333925	BUSPIRONE HCL 10MG	47.37
6/11/18	OLGUIN, CASEY	06333929	PRazosin 2MG CAPSULE	49.67
6/11/18	OLGUIN, CASEY	06333931	VENLAFAXINE HCL ER 75 MG CA	49.67
6/11/18	OLGUIN, CASEY	06333921	VENTOLIN HFA 90 MCG INHALER	63.17
	* OLGUIN, CASEY			402.24
5/04/18	ORTIZ, JOHNATHAN	06333829	GABAPENTIN 300 MG CAPSULE	27.17
5/22/18	ORTIZ, JOHNATHAN	06333449	MIRTAZAPINE 30MG TABLETS	48.97
	* ORTIZ, JOHNATHAN			76.14
5/01/18	PHILLIPS, HOSEA	06332725	LISINOPRIL 40MG TABLETS	30.17
5/25/18	PHILLIPS, HOSEA	06332725	LISINOPRIL 40MG TABLETS	30.17
5/05/18	PHILLIPS, HOSEA	06333162	ATORVASTATIN 20MG	49.67
5/01/18	PHILLIPS, HOSEA	06333350	METFORMIN HCL 1,000 MG TABL	50.27
5/25/18	PHILLIPS, HOSEA	06333350	METFORMIN HCL 1,000 MG TABL	50.27
5/01/18	PHILLIPS, HOSEA	06332723	NOVOLIN 70/30 100U/ML VL	150.77
	* PHILLIPS, HOSEA			361.32
5/14/18	RAMIREZ, ADAM	06334024	AMOX TR-K CLV 875-125 MG TA	49.67
5/14/18	RAMIREZ, ADAM	06334025	ACYCLOVIR 800 MG TABLET	49.67
	* RAMIREZ, ADAM			99.34
5/08/18	REES, JEFFERY	06333779	VENTOLIN HFA 90 MCG INHALER	63.17
	* REES, JEFFERY			63.17
5/06/18	RIVER, SABBATH *	06333863	PRENATAL PLUS TABLET	17.77
	* RIVER, SABBATH			17.77

Cibola

Cibola

Cibola

Cibola

Cibola

Cibola

Cibola

Cibola

TX-Date	PD-Pat	TX-Rx	DG-Drug	TX-Price	
Filled	Combined Name	Number	Name 27		
06/22/18	ROMERO, BRIDGET	06332816	HYDROXYZINE PAM 50MG CAP	16.17	
06/25/18	ROMERO, BRIDGET	06332815	FLUOXETINE HCL 20 MG CAPSUL	46.27	
06/13/18	ROMERO, BRIDGET	06332500	VENTOLIN HFA 90 MCG INHALER	63.17	
06/13/18	ROMERO, BRIDGET	06333990	FLOVENT HFA 110 MCG INHALER	261.17	Cibola
	* ROMERO, BRIDGET			386.78	
06/14/18	ROMERO, RUBEN	06334027	TRAZODONE 100 MG TABLET	35.77	
06/14/18	ROMERO, RUBEN	06334026	CEPHALEXIN 500 MG CAPSULE	49.67	
06/14/18	ROMERO, RUBEN	06334028	BUSPIRONE 15MG TABLETS	49.67	
06/14/18	ROMERO, RUBEN	06334029	QUETIAPINE 100MG	49.67	Cibola
06/14/18	ROMERO, RUBEN	06334030	QUETIAPINE 400MG FUMARATE	49.67	
	* ROMERO, RUBEN			234.45	
06/08/18	SALAZAR, THERESA	06333888	MILK OF MAGNESIA SUSPENS	8.99	
06/08/18	SALAZAR, THERESA	06333887	DOCUSATE SODIUM 100MG CAP	9.17	
06/11/18	SALAZAR, THERESA	06332813	QUETIAPINE 100MG	49.67	grants.
	* SALAZAR, THERESA			67.83	
06/28/18	SANDOVAL, ELOY	06334232	LEVOTHYROXINE 25 MCG TABLET	13.57	
	* SANDOVAL, ELOY			13.57	Cibola
06/22/18	SANDOVAL, PAULINE	06334150	MUSCLE RUB CREAM	8.17	
06/22/18	SANDOVAL, PAULINE	06334133	METHOCARBAMOL 750MG TABLE	32.57	
06/08/18	SANDOVAL, PAULINE	06333889	MELOXICAM 7.5 MG TABLET	49.67	
	* SANDOVAL, PAULINE			90.41	Cibola
06/06/18	SAUNDERS, LATRINA	06333861	IBUPROFEN 200 MG TABLET	8.47	
06/06/18	SAUNDERS, LATRINA	06333860	AMOXICILLIN 500MG CAPSULE	14.47	
	* SAUNDERS, LATRINA			22.94	grants
06/06/18	ST PIERRE, FELICIA	06333862	IBUPROFEN 800 MG TABLET	16.17	
	* ST PIERRE, FELICIA			16.17	Cibola
06/11/18	STOKES, BILLY	06333934	CITALOPRAM HBR 20 MG TABLET	45.37	
06/11/18	STOKES, BILLY	06333932	RISPERIDONE 1 MG TABLET	49.67	
06/11/18	STOKES, BILLY	06333933	OXCARBAZEPINE 300 MG TABLET	49.67	
	* STOKES, BILLY			144.71	Cibola
06/11/18	TORREZ, JOSEPH	06333936	METFORMIN HCL 500 MG TABLET	28.17	
	* TORREZ, JOSEPH			28.17	Cibola
06/19/18	TRUMBLE, CHERYL	06332231	SERTRALINE HCL 50 MG TABLET	47.77	
	* TRUMBLE, CHERYL			47.77	Cibola
06/04/18	TSOSIE, TYRONE	06333828	ACNE MEDICATION 5% GEL	9.17	
06/18/18	TSOSIE, TYRONE	06333359	DOXYCYCLINE MONO 100 MG CAP	42.57	
06/18/18	TSOSIE, TYRONE	06333581	MIRTAZAPINE 15 MG TABLET	47.67	
	* TSOSIE, TYRONE			99.41	Cibola

TX-Date Filled	PD-Pat Combined Name	TX-Rx Number	DG-Drug Name 27	TX-Price	
06/04/18	VALDEZ, MICHAEL	06332679	ACETAMINOPHEN 325MG TABLET	10.87	
06/12/18	VALDEZ, MICHAEL	06333963	AMITRIPTYLINE 50MG TABLET	17.77	
06/12/18	VALDEZ, MICHAEL	06333962	GABAPENTIN 600 MG TABLET	49.67	Cibola
	* VALDEZ, MICHAEL			78.31	
06/12/18	VALENCIA, MICHAEL	06333964	ANTACID SUSPENSION	8.47	
06/25/18	VALENCIA, MICHAEL	06334181	COMPLETE ALLERGY 25MG CAP	8.87	
06/25/18	VALENCIA, MICHAEL	06334187	HALOPERIDOL 5 MG TABLET	22.37	
06/04/18	VALENCIA, MICHAEL	06332541	BUSPIRONE HCL 10MG	27.27	
06/25/18	VALENCIA, MICHAEL	06334188	BUSPIRONE HCL 10MG	27.27	Cibola
06/04/18	VALENCIA, MICHAEL	06332538	QUETIAPINE 400MG FUMARATE	49.67	
06/25/18	VALENCIA, MICHAEL	06334180	QUETIAPINE 400MG FUMARATE	49.67	
	* VALENCIA, MICHAEL			193.59	
06/01/18	VARGAS, MELISSA	06333803	FLUOXETINE 10MG CAPSULES	45.98	
06/25/18	VARGAS, MELISSA	06333803	FLUOXETINE 10MG CAPSULES	45.98	
06/01/18	VARGAS, MELISSA	06333802	OLANZAPINE 5 MG TABLET	49.67	Cibola
06/25/18	VARGAS, MELISSA	06333802	OLANZAPINE 5 MG TABLET	49.67	
	* VARGAS, MELISSA			191.30	
06/25/18	VIGIL, EMILIO	06334190	CITALOPRAM HBR 10 MG TABLET	49.67	
06/25/18	VIGIL, EMILIO	06334191	OLANZAPINE 2.5 MG TABLET	49.67	Cibola
	* VIGIL, EMILIO			99.34	
06/11/18	VILLA, ROBERT	06333938	IBUPROFEN 600 MG TABLET	10.37	
06/11/18	VILLA, ROBERT	06333939	CEPHALEXIN 500 MG CAPSULE	23.87	Cibola
	* VILLA, ROBERT			34.24	
06/28/18	WACONDA, DAVID	06334237	HYDROCHLOROTHIAZIDE 12.5 MG	13.17	
06/28/18	WACONDA, DAVID	06334236	LISINAPRIL 40MG TABLETS	30.17	
06/28/18	WACONDA, DAVID	06334235	GABAPENTIN 300 MG CAPSULE	47.27	grants
	* WACONDA, DAVID			90.61	
05/19/18	WHITE, BRENTON	06334082	ACYCLOVIR 400 MG TABLET	49.67	
06/20/18	WHITE, BRENTON	06334081	AZITHROMYCIN 600 MG TABLET	49.67	
06/19/18	WHITE, BRENTON	06334083	GENVOYA TABLET	3,082.27	Cibola
	* WHITE, BRENTON			3,181.61	
05/20/18	WHITE, SHAWN PATRIC	06333511	LEVOTHYROXINE 25 MCG TABLET	13.57	
05/20/18	WHITE, SHAWN PATRIC	06334096	LITHIUM CARBONATE 300MG C	16.77	
05/20/18	WHITE, SHAWN PATRIC	06333514	PROPRANOLOL 10MG TABLET	19.27	
05/20/18	WHITE, SHAWN PATRIC	06334097	OLANZAPINE 5 MG TABLET	49.67	Cibola
05/20/18	WHITE, SHAWN PATRIC	06334099	QUETIAPINE 100MG	49.67	
	* WHITE, SHAWN PATRIC			148.95	
05/07/18	YAZZIE, LEWEY	06333261	IBUPROFEN 600 MG TABLET	14.27	
05/28/18	YAZZIE, LEWEY	06333261	IBUPROFEN 600 MG TABLET	14.27	
05/07/18	YAZZIE, LEWEY	06333260	HYDROXYZINE HCL 25MG TABL	34.47	Cibola Grants.
	* YAZZIE, LEWEY			63.01	
				-131.50	

TX-Date	PD-Pat	TX-Rx	DG-Drug	TX-Price
Filled	Combined Name	Number	Name 27	

** GRAND TOTAL

15,031.37

*** END OF REPORT ***

14,340.645	- cibola
+ 690.725	- grants
<u>15,031.37</u>	
- 17.77	- [redacted]
74.04	- [redacted]
<u>\$14,939.56</u>	- total

DESCRIPTION	Amount
LAW ENFORCEMENT DEDUCTIBLE *** LE-0011526	\$25,000.00
<div>Subtotal: \$25,000.00</div> <div>Balance: <u> </u> \$25,000.00</div>	



NEW MEXICO COUNTY INSURANCE AUTHORITY
Multi-Line Claims Pool
Administered by New Mexico Association of Counties

June 27, 2018

Kate Fletcher
County Manager
700 East Roosevelt, Suite 50
Grants, NM 87020

Re: INSURED: Cibola
 CLAIMANT: Estate of Douglas Edmisten
 D.O.L.: 07/08/16
 REPORTED: 07/06/16
 CLAIM NO.: LE-0011526

Dear Ms. Fletcher:

NMAC has completed the handling of the above referenced claim. The county has a \$25,000.00 deductible for this type of claim. The adjuster assigned to this claim is Velma Herrera and can be reached at 505-820-8112. Below details the amounts NMAC paid and the amount due from Cibola County.

To defend the claim NMAC paid the following:

Legal fees & costs:	\$33,977.38
Settlement	\$5,000,000.00
Property Damage \$	
Total Paid	\$5,033,977.38
Less Recovery Received:	\$0
Total Due from County:	\$25,000.00

If you have received multiple deductible requests, please draft separate checks per line of insurance; and make checks payable to the **New Mexico County Insurance Authority** referencing claim number **LE-0011526**, invoice number and remit to:

New Mexico Association of Counties
444 Galisteo Street
Santa Fé, NM 87501

Thank you for your time and attention in this matter.

Sincerely,
Kayla Montoya
Kayla Montoya
(505)820-8114
kmontoya@nmcounties.org

Payment Listing

Edmisten, Estate of Douglas LE-0011526

From	Through	Check#	Check Date	Method	Vendor	Discount	Amount
Legal Expense							
Attorney Fees							
11/03/2017	12/07/2017			Paper	NMAC	0.00	1,946.81
11/13/2017	01/31/2018	11989	02/21/2018	Check	Law Office of Jonlyn M.	0.00	8,631.30
01/02/2018	01/26/2018	11984	02/19/2018	Check	Carrillo Law Firm, P.C.	0.00	450.58
01/02/2018	01/30/2018	11942	02/08/2018	Check	Long, Komer &	0.00	527.01
				Paper	Carrillo Law Firm, P.C.	0.00	-5,327.97
12/01/2017	12/31/2017	11912	01/23/2018	Check	Carrillo Law Firm, P.C.	0.00	2,851.44
12/04/2017	12/20/2017	11888	01/10/2018	Check	Long, Komer &	0.00	711.35
08/02/2017	10/26/2017			Paper	NMAC	0.00	6,073.41
11/08/2017	11/30/2017	11837	12/19/2017	Check	Carrillo Law Firm, P.C.	0.00	5,327.97
11/08/2017	11/30/2017	11807	12/07/2017	Check	Long, Komer &	0.00	2,998.09
		11739	11/08/2017	Check	Quinones Law Firm	0.00	762.52
		11707	11/01/2017	Check	Quinones Law Firm	0.00	2,686.15
07/11/2017	07/14/2017			Paper	NMAC	0.00	336.85
Totals for Attorney Fees							0.00 27,975.51
Totals for Legal Expense							0.00 27,975.51
Recovery							0.00
Other Expense							
Consultant fee							
11/30/2017	12/07/2017	11818	12/11/2017	Check	Gary M. Vilke, M.D.	0.00	1,750.00
		11656	10/12/2017	Check	Gerald B. Demarest	0.00	1,500.00
Totals for Consultant fee							0.00 3,250.00
Investigation Expense							
		11929	01/31/2018	Check	Universal Investigation	0.00	264.56
		11740	11/08/2017	Check	Universal Investigation	0.00	2,487.31
Totals for Investigation Expense							0.00 2,751.87
Totals for Other Expense							0.00 6,001.87
Recovery							0.00
Indemnity							
Lump Sum Settlement							
				Paper	Glenn Smith Valdez	0.00	2,500,000.00
				Cancelled	Glenn Smith Valdez	0.00	0.00
01/18/2018	01/18/2018	11903	01/18/2018	Check	Glenn Smith Valdez	0.00	2,500,000.00
Totals for Lump Sum Settlement							0.00 5,000,000.00
Totals for Indemnity							0.00 5,000,000.00
Recovery							0.00
Totals for Claim							5,033,977.38
Recovery							0.00



Confirmation of Receipt of Goods or Services

An invoice/Receipt was received on : 7/16/2018 for(select one below)

- ☐ Purchase order number: _____
- ☒ An invoice where no PO was issued or a PCARD was used
(please fill in fund number and amount below)

Vendor: New Mexico County Insurance Authority

Description	Fund Dep. Line Item	Amount
Law Enf. Liab. Insurance	401-005-408-00072	25,000.00
Total:		\$ 25,000.00

Please confirm below by selecting the appropriate line that all goods or services have been recieved and are in good condition so that we may process the invoice for payment.

- ☒ All Goods have been received and or services completed
- ☐ A partial shipment has been received
- ☐ All items were received but the following were damaged and should not be paid for:

- ☐ Verify all invoices have been attached

Signature: _____

Department: Cibola County Detention Center

Date: 7/16/2018

**CIBOLA COUNTY**

515 W. High Street
Grants, NM 87020
PH: (505) 287-9431
FAX: (505) 285-5434

PURCHASE ORDER**PO Number:** 19-42033**Date:** 07/10/2018**Requisition #:** REQ02763**Vendor #:** 01430

ISSUED TO: C & E CONCRETE, INC
PO Box 2547
Milan, NM 87021

SHIP TO: CIBOLA COUNTY
Attn:ROAD DEPARTMENT
1129 MOTEL DRIVE
MILAN, NM 87021

ITEM	UNITS DESCRIPTION	GL ACCT #	VENDOR PART #	PRICE	AMOUNT
1	600 Cold mix (Tons)	402-014-416-00079		70.20	45,542.25
State Co-op Number SB-7731 (195) 18 Contract # D15685/1 Control # L600122					

Authorized by: Wendy Self

SUBTOTAL:	42,120.00
TOTAL TAX:	3,422.25
SHIPPING:	0.00
TOTAL	45,542.25

1. This form, properly signed, constitutes the entire agreement between parties. Any alterations, changes or variations must be accepted in writing by Cibola County Purchasing
2. Office.
3. All Merchandise to be received FOB, Grants, NM. No changes will be allowed for transportation, boxing, crating or other packaging unless set forth in this order or by written agreement.
4. Cibola County may terminate this Purchase Order in whole or in part if the Vendor fails to make delivery within the specified time, or if the Vendor fails to perform any other provision of this order, or so fails to make progress as to endanger performance of this order in accordance with its terms.
5. Payment will be made only after order is complete. No finance charges or late charges will be paid on incomplete orders.
6. Our Purchase Order Number must appear on all invoices and packages.
7. Invoice and address all correspondence to address above.
8. Glenna Chaves signature needs to be included on all POs.

[illegible]

State of New Mexico
General Services Department
Purchasing Division
Price Agreement #: 50-805-15-12848

Page-23

1. Price Agreement Item Number
2. Current Item Price
3. Proposed New Price
4. Percentage of Increase
5. Mill/Supplier Notification of price increase indicating percentage of increase including justification for increase.

This escalation policy will be terminated as soon as the market stabilizes. Should you have questions concerning this policy, please contact the State Purchasing Division.

QUANTITIES:

The approximate quantities for each item are estimated and are for bidding purposes only. Actual requirements will be as determined by the District Engineer and quantities may be increased or decreased as necessary to meet actual field requirements. The State does not guarantee any amount of work.

Items	Approx. Qty.	Unit	Article and Description	Unit Price
001	10,000	Ton	Hot Mix/Cold Lay w/HFE 300 with "B" Grading	AA)\$70.20 AB)\$70.10 AC)\$73.50
002	10,000	Ton	Hot Mix/ Cold Lay w/ HFE 300 with "C" Grading	AA)\$70.20 AB)\$69.80 AC)\$71.50 AD)\$75.00
003	5,000	Ton	Hot Mix/Cold Lay w/HFE 300P with "B" Grading	AA)\$70.20 AB)\$72.40 AC)\$80.00
004	5,000	Ton	Hot Mix/Cold Lay w/HFE 300P with "C" Grading	AA)\$70.20 AB)\$72.20 AC)\$80.00
005	10,000	Ton	Hot Mix Asphalt SP-II w/PG Binder 70-22	AA)\$70.20 AB)\$58.30 AC)\$81.50



GSD/PD (Rev. 01/11)

State of New Mexico
General Services Department
Purchasing Division

Price Agreement Amendment

Awarded Vendor:
3 Vendors

Telephone No.: _____

Price Agreement Number: 50-805-15-12848

Price Agreement Amendment No.: Three

Term: May 11, 2015-May 10, 2019

Ship To:
New Mexico Department of Transportation
Various Locations in District 6

Invoice:
New Mexico Department of Transportation
District 6
PO Box 2159
Milan, NM 87021-2159

For questions regarding this Price Agreement please contact:
Angela Martinez 505-827-5127

Procurement Specialist: Eric Sanchez 

Telephone No.: (505) 827-0554

Title: **Asphalt Concrete Hot Mix/Cold Lay Material District 6**

This Price Agreement Amendment is to be attached to the respective Price Agreement and become a part thereof.

In accordance with Price Agreement provisions, and by mutual agreement of all parties, this Price Agreement is extended from May 11, 2018 to May 10, 2019 at the same price, terms and conditions.


Vendors AA, AC, and AD agree to extend.

The provisions of the Price Agreement shall remain in full force and effect, except as modified by this amendment.

Accepted for the State of New Mexico


New Mexico State Purchasing Agent 

Date: 2/13/18

Purchasing Division, 1100 St. Francis Drive 87505, PO Box 6850, Santa Fe, NM 87502-6850 (505) 827-0472
LM:es 

State of New Mexico
General Services Department
Purchasing Division
Price Agreement #: 50-805-15-12848

Page-3

fires, floods, epidemics, quarantine restrictions, strikes, freight embargoes, unusually severe weather and defaults of subcontractors due to any of the above, unless the State shall determine that the supplies or services to be furnished by the subcontractor were obtainable from other sources in sufficient time to permit the Vendor to meet the required delivery scheduled. The rights of the State provided in this paragraph shall not be exclusive and are in addition to any other rights now being provided by law or under this order.

12. Non-Collusion: In signing this bid the Vendor certifies he/she has not, either directly or indirectly, entered into action in restraint of free competitive bidding in connection with this offer submitted to the State Purchasing Agent or his/her designee.

13. Nondiscrimination: Vendor doing business with the State of New Mexico must be in compliance with the Federal Civil Rights Act of 1964 and Title VII of the Act (Rev. 1979) and the Americans with Disabilities Act of 1990 (Public Law 101-336).

14. The Procurement Code: Sections 13-1-28 through 13-1-99 NMSA 1978, imposes civil and criminal penalties for its violation. In addition the New Mexico criminal statutes impose felony penalties for bribes, gratuities and kickbacks.

15. All bid items are to be NEW and of most current production, unless otherwise specified.

16. Payment for Purchases: Except as otherwise agreed to: late payment charges may be assessed against the user state agency in the amount and under the conditions set forth in Section 13-1-158 NMSA 1978.

17. Workers' Compensation: The Contractor agrees to comply with state laws and rules pertaining to Workers' Compensation benefits for its employees. If the Contractor fails to comply with Workers' Compensation Act and applicable rules when required to do so, this Agreement may be terminated by the contracting agency.

18. Bids must be submitted in a sealed envelope with the bid number and opening date clearly indicated on the bottom left hand side of the front of the envelope. Failure to label bid envelope will necessitate the premature opening of the bid in order to identify the bid number.

19. Contractor Personnel: Personnel proposed in the Contractor's written proposal to the Procuring Agency are considered material to any work performed under this Price Agreement. Once a Purchase Order or contract has been executed, no changes of personnel will be made by the Contractor without prior written consent of the Procuring Agency. Replacement of any Contractor personnel, if approved, shall be with personnel of equal ability, experience, and qualifications. The Contractor will be responsible for any expenses incurred in familiarizing the replacement personnel to insure their being productive to the project immediately upon receiving assignments. Approval of replacement personnel shall not be unreasonably withheld. The Procuring Agency shall retain the right to request the removal of any of the Contractor's personnel at any time.

20. Subcontracting: The Contractor shall not subcontract any portion of the Price Agreement without the prior written approval of the Procuring Agency. No such subcontracting shall relieve the Contractor from its obligations and liabilities under this Price Agreement, nor shall any subcontracting obligate payment from the Agency.

21. Records and Audit: The Contractor shall maintain detailed time and expenditure records that indicate the date, time, nature, and cost of services rendered during this Price Agreement's term and effect, and retain them for a period of three (3) years from the date of final payment under this Price Agreement. The records shall be subject to inspection by the Agency, State Purchasing Division, Department of Finance and Administration, and for Information Technology contracts, State Chief Information Officer. The Agency shall have the right to audit billings, both before and after payment. Payment for services under this Price Agreement shall not foreclose the right of the Agency to recover excessive or illegal payments.

22. The foregoing requirements for Contractor Personnel, Subcontracting, and Audit shall be inserted into all subcontracts from the prime contractor to the subcontractor.

State of New Mexico
General Services Department
Purchasing Division
Price Agreement #: 50-805-15-12848

Page-7

Awarded Vendors:

(AA) 0000046809

C & E Concrete

PO Box 2547

Milan, NM 87021

505-287-2944

(AB) 0000051081

Kiewit New Mexico Company

5130 Masthead NE

Albuquerque, NM 87109

505-217-0564

(AC) 0000049724

Vernon Hamilton Construction Co.

PO Box 2558

Gallup, NM 87305

505-722-7855

(AD) 0000093143

Vulcan Materials Company

1500 N Renaissance NE Suite B

Albuquerque, NM 87107

505-343-7800



CIBOLA COUNTY **TECHNICAL SERVICES – I**

T

700 EAST ROOSEVELT SUITE 50
GRANTS, NEW MEXICO 87020
TEL 505-285-2592

To: Cibola County Commissioners

Re: Request for Commission to approve Laserfiche Upgrade

Commissioners,

Attached is a proposal from PDS (Professional Document Systems) to upgrade the county's Laserfiche. This letter is to explain what Laserfiche is, and to provide the commission sound reasons why they should approve this upgrade immediately.

- ***What Laserfiche Is***

Laserfiche is a software and hardware document archive and retrieval system that Cibola County uses as a permanent electronic record of all of the county's important documents including contracts, agreements, resolutions, policies, images, sketches and other important documents. There are currently two Laserfiche document repositories, one for Detention records, and one for all other county records besides Detention. Many time's the only copy of an important document exists only on paper. These kinds of documents are scanned into Laserfiche along with a description of what the document is so that a permanent electronic record of it now exists. That electronic record can then be accessed for reprinting, emailing, editing and updating as needed any time in the future.

- ***Why is Laserfiche so important to the county***

There are currently more than eighty-six thousand images, and ninety thousand pages of text documents stored in Laserfiche. For many of these documents, no other copy of it exists outside of Laserfiche. Many years of valuable and important county records. Laserfiche is just as important as all of the county records stored in it.

- ***Why we need to upgrade Laserfiche now***

Our last Laserfiche upgrade was done in 2008 to version 8.3. The newest version is version 10.2 and is called Avanti. We are several versions behind. We need to be able to create new repositories for Dispatch and other county departments and cannot do that until we upgrade. The Laserfiche software, and the server hardware that it runs on, are all over ten years old. Version 8.3, our version, is rapidly approaching it's end-of-life cycle. There are no longer any security patches or software updates available for our current version and we will soon reach the point where Laserfiche won't provide technical support for it. The server that Laserfiche runs on, the physical hardware, has been at the very limit of it's resources for several years. Upgrading Laserfiche to 10.2 Avanti will allow us to migrate Laserfiche to a new virtualization server that we already have. Laserfiche first notified me in 2013 that it was time to upgrade and we have put it off for a long time now but we can't afford to put it off any longer.

I hope the commission agrees that upgrading Laserfiche now is both important and necessary, and I hope you will approve the Laserfiche upgrade.

Thank you

Mike Allen

Mike Allen

7/16/2018

A handwritten signature in black ink, appearing to read "Mike Allen", followed by a long horizontal line extending to the right.



Cibola County Laserfiche Upgrade and Migration

LASERFICHE UPGRADE AND DATA MIGRATION SYSTEM JUSTIFICATION

Presented To

Cibola County, New Mexico

7/18/18



Cibola County Laserfiche Upgrade and Migration

- 1) Current Laserfiche licensing configuration (version 8.x) at Cibola County is no longer sold by Laserfiche.
- 2) Current Laserfiche version at Cibola County (Version 8.x) will reach its end of life for support on 12/31/18.
- 3) While the newest version of Laserfiche has many significant product enhancements the most relevant to the county include;
 - a) Automated Workflow – to automate file naming conventions to ensure consistency in file naming and folder placement. (Minimized training requirements). In addition, the county can now create custom business process workflows to auto route documents through a series of approvals.
 - b) Web Access availability for all users. Web Client is now part of the licensing, so our end users can access document via the web at no extra cost.
 - c) Enhanced security access reports will provide better control over who is using the system and how.
 - d) Configurable tool bars to make the end user experience more customized.
 - e) New Search Results Display Mode: Users can choose to show only the top most relevant results and their context hits when performing quick searches, if they prefer a more web search-like results display.
 - f) Numerous reported bug fixes in version 8.0
- 4) Canon Scanner upgrade to the DRm160 – The most current technology from the industry leader. All upgrade scanners will improve end user scan productivity through advanced features like auto color detect, Skip blank page, text orientation recognition and advanced text enhancement.

Commented [MB1]:

Commented [MB2R1]:

PLEASE REMEMBER ANY REQUISITIONS OVER \$500.00 NOW REQUIRE 3 HARD QUOTES. ANY REQUISITION \$10,000.00 OR MORE WILL NEED TO GO ON THE AGENDA FOR COMMISSION APPROVAL. IF USING STATE CONTRACT PLEASE LIST CONTRACT # ABOVE AS WELL AS THE FIRST 4 PAGES OF THE STATE CONTRACT, OTHERWISE IT WILL BE SENT BACK

SERVICES CONTRACT

CIBOLA COUNTY



THIS AGREEMENT is made and entered into by and between the County of Cibola, hereinafter referred to as the "County" and Roadrunner Public Health, Inc. hereinafter referred to as the "Contractor", and is effective as of the date set forth below upon which it is executed by the Purchasing Agent and the Board of County Commissioners.

IT IS AGREED BETWEEN THE PARTIES:

1. Scope of Work.

The Contractor shall perform the work outlined in the Scope of Work attached hereto as Attachment 1 and incorporated herein by reference.

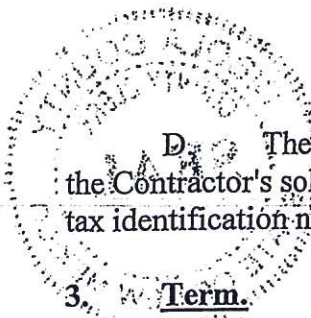
2. Compensation.

A. The County shall pay to the Contractor in full payment for services satisfactorily performed Thirty-Six Thousand Dollars and no cents (\$36,000.00) annually, to be invoiced in equal monthly amounts after performance of the services. The New Mexico gross receipts tax levied on the amounts payable under this Agreement totaling \$2,362.50 shall be paid by the County to the Contractor in equal monthly amounts. The total amount payable to the Contractor under this Agreement, including gross receipts tax and expenses, shall not exceed \$38,362.50. In the event the Contractor provides additional services not included in the Scope of Work, mutually agreed to by the County in writing, such additional services shall not exceed \$60,000.00 inclusive of GRT.

B. Payment is subject to availability of funds pursuant to the Appropriations Paragraph set forth below and to any negotiations between the parties from year to year pursuant to Paragraph 1, Scope of Work. All invoices MUST BE received by the County no later than fifteen (15) days after the termination of the Fiscal Year in which the services were delivered. Invoices received after such date WILL NOT BE PAID.

C. Contractor must submit a detailed statement accounting for all services performed, specified on a minimum of a quarter hour basis, and expenses incurred. If the County finds that the services are not acceptable, within thirty days after the date of receipt of written notice from the Contractor that payment is requested, it shall provide the Contractor a letter of exception explaining the defect or objection to the services, and outlining steps the Contractor may take to provide remedial action. Upon certification by the County that the services have been received and accepted, payment shall be tendered to the Contractor within thirty days after the date of acceptance. If payment is made by mail, the payment shall be deemed tendered on the date it is postmarked. However, the County shall not incur late charges, interest, or penalties for failure to make payment within the time specified herein.



 D. The payment of taxes due for any money received under this Agreement shall be the Contractor's sole responsibility and shall be reported under the Contractor's Federal and State tax identification number(s).

3. Term.

This Agreement is for one (1) year from the date of approval by the Cibola County Board of County Commissioners. This Contract will automatically renew on an annual basis, for up to three (3) additional one (1) year terms unless terminated pursuant to paragraph 4 (Termination), or paragraph 5 (Appropriations).

4. Termination.

A. Termination. This Agreement may be terminated by either of the parties hereto upon written notice delivered to the other party at least thirty (30) days prior to the intended date of termination. Except as otherwise allowed or provided under this Agreement, the County's sole liability upon such termination shall be to pay for acceptable work performed prior to the Contractor's receipt of the notice of termination, if the County is the terminating party, or the Contractor's sending of the notice of termination, if the Contractor is the terminating party; provided, however, that a notice of termination shall not nullify or otherwise affect either party's liability for pre-termination defaults under or breaches of this Agreement. The Contractor shall submit an invoice for such work within thirty (30) days of receiving or sending the notice of termination. Notwithstanding the foregoing, this Agreement may be terminated immediately upon written notice to the Contractor if the Contractor becomes unable to perform the services contracted for, as determined by the County or if, during the term of this Agreement, the Contractor or any of its officers, employees or agents is indicted for fraud, embezzlement or other crime due to misuse of government funds or due to the Appropriations paragraph herein. THIS PROVISION IS NOT EXCLUSIVE AND DOES NOT WAIVE THE COUNTY'S OTHER LEGAL RIGHTS AND REMEDIES CAUSED BY THE CONTRACTOR'S DEFAULT/BREACH OF THIS AGREEMENT.

B Termination Management. Immediately upon receipt by either the County or the Contractor of notice of termination of this Agreement, the Contractor shall: 1) not incur any further obligations for salaries, services or any other expenditure of funds under this Agreement without written approval of the County; 2) comply with all directives issued by the County in the notice of termination as to the performance of work under this Agreement; and 3) take such action as the County shall direct for the protection, preservation, retention or transfer of all property titled to the County and records generated under this Agreement. Any non-expendable personal property or equipment provided to or purchased by the Contractor with contract funds shall become property of the County upon termination and shall be submitted to the County as soon as practicable.

5. Appropriations.

The terms of this Agreement are contingent upon sufficient appropriations and authorization being made by the Board of County Commissioners for the performance of this Agreement. If sufficient appropriations and authorization are not made by the Board of County Commissioners, this Agreement shall terminate immediately upon written notice being given by the County to the Contractor. The County's decision as to whether sufficient appropriations are

available shall be accepted by the Contractor and shall be final. If the County proposes an amendment to the Agreement to unilaterally reduce funding, the Contractor shall have the option to terminate the Agreement or to agree to the reduced funding, within thirty (30) days of receipt of the proposed amendment.

6. **Status of Contractor.**

The Contractor and its agents and employees are independent contractors performing professional services for the County and are not employees of the County of Cibola. The Contractor and its agents and employees shall not accrue leave, retirement, insurance, bonding, use of county vehicles, or any other benefits afforded to employees of the County of Cibola as a result of this Agreement. The Contractor acknowledges that all sums received hereunder are reportable by the Contractor for tax purposes, including without limitation, self-employment and business income tax. The Contractor agrees not to purport to bind the County of Cibola unless the Contractor has express written authority to do so, and then only within the strict limits of that authority.

7. **Assignment.**

The Contractor shall not assign or transfer any interest in this Agreement or assign any claims for money due or to become due under this Agreement without the prior written approval of the County.

8. **Subcontracting.**

The Contractor shall not subcontract any portion of the services to be performed under this Agreement without the prior written approval of the County. No such subcontract shall relieve the primary Contractor from its obligations and liabilities under this Agreement, nor shall any subcontract obligate direct payment from the County. In all cases, the contractor is solely responsible for fulfillment of this Agreement.

9. **Release.**

Final payment of the amounts due under this Agreement shall operate as a release of the procuring agency of the County, its officers and employees, and the County of Cibola from all liabilities, claims and obligations whatsoever arising from or under this Agreement.

10. **Confidentiality.**

Any confidential information provided to or developed by the Contractor in the performance of this Agreement shall be kept confidential and shall not be made available to any individual or organization by the Contractor without the prior written approval of the County.

11. **Product of Service -- Copyright.**

All materials developed or acquired by the Contractor under this Agreement shall become the property of the County of Cibola and shall be delivered to the County no later than the termination date of this Agreement. Nothing developed or produced, in whole or in part, by the Contractor under this Agreement shall be the subject of an application for copyright or other claim of ownership by or on behalf of the Contractor.

12. **Conflict of Interest; Governmental Conduct Act.**

A. The Contractor represents and warrants that it presently has no interest and, during the term of this Agreement, shall not acquire any interest, direct or indirect, which would conflict in any manner or degree with the performance or services required under the Agreement.

B. The Contractor further represents and warrants that it has complied with, and, during the term of this Agreement, will continue to comply with, and that this Agreement complies with all applicable provisions of the Governmental Conduct Act, Chapter 10, Article 16 NMSA 1978. Without in anyway limiting the generality of the foregoing, the Contractor specifically represents and warrants that:

1) in accordance with Section 10-16-4.3 NMSA 1978, the Contractor does not employ, has not employed, and will not employ during the term of this Agreement any County employee while such employee was or is employed by the County and participating directly or indirectly in the County's contracting process;

2) this Agreement complies with Section 10-16-7(B) NMSA 1978 because (i) the Contractor is not a public officer or employee of the County; (ii) the Contractor is not a member of the family of a public officer or employee of the County; (iii) the Contractor is not a business in which a public officer or employee or the family of a public officer or employee has a substantial interest; or (iv) if the Contractor is a public officer or employee of the County, a member of the family of a public officer or employee of the County, or a business in which a public officer or employee of the County or the family of a public officer or employee of the County has a substantial interest, public notice was given as required by Section 10-16-7(B) NMSA 1978 and this Agreement was awarded pursuant to a competitive process;

3) in accordance with Section 10-16-8(C) NMSA 1978, (i) the Contractor is not, and has not been represented by, a person who has been a public officer or employee of the County within the preceding year and whose official act directly resulted in this Agreement and (ii) the Contractor is not, and has not been assisted in any way regarding this transaction by, a former public officer or employee of the County whose official act, while in County employment, directly resulted in the County's making this Agreement;

4) in accordance with Section 10-16-13 NMSA 1978, the Contractor has not directly participated in the preparation of specifications, qualifications or evaluation criteria for this Agreement or any procurement related to this Agreement; and

5) in accordance with Section 10-16-3 and Section 10-16-13.3 NMSA 1978, the Contractor has not contributed, and during the term of this Agreement shall not contribute, anything of value to a public officer or employee of the County.

C. Contractor's representations and warranties in Paragraphs A and B of this Article 12 are material representations of fact upon which the County relied when this Agreement was entered into by the parties. Contractor shall provide immediate written notice to the County if, at any time during the term of this Agreement, Contractor learns that Contractor's representations and warranties in Paragraphs A and B of this Article 12 were erroneous on the effective date of this Agreement or have become erroneous by reason of new or changed circumstances. If it is later determined that Contractor's representations and warranties in Paragraphs A and B of this Article 12 were erroneous on the effective date of this Agreement or have become erroneous by reason of new or changed circumstances, in addition to other remedies available to the County and notwithstanding anything in the Agreement to the contrary, the County may immediately terminate the Agreement.



D. All terms defined in the Governmental Conduct Act have the same meaning in this Article 12(B).

13. **Amendment.**

This Agreement shall not be altered, changed or amended except by instrument in writing executed by the parties hereto and all other required signatories.

14. **Merger.**

This Agreement incorporates all the Agreements, covenants and understandings between the parties hereto concerning the subject matter hereof, and all such covenants, Agreements and understandings have been merged into this written Agreement. No prior Agreement or understanding, oral or otherwise, of the parties or their agents shall be valid or enforceable unless embodied in this Agreement.

15. **Penalties for violation of law.**

The Procurement Code, Sections 13-1-28 through 13-1-199, NMSA 1978, imposes civil and criminal penalties for its violation. In addition, the New Mexico criminal statutes impose felony penalties for illegal bribes, gratuities and kickbacks.

16. **Equal Opportunity Compliance.**

The Contractor agrees to abide by all federal, state and county laws and rules and regulations, pertaining to equal employment opportunity. In accordance with all such laws, the Contractor assures that no person in the United States shall, on the grounds of race, religion, color, national origin, ancestry, sex, age, physical or mental handicap, or serious medical condition, spousal affiliation, sexual orientation or gender identity, be excluded from employment with or participation in, be denied the benefits of, or be otherwise subjected to discrimination under any program or activity performed under this Agreement. If Contractor is found not to be in compliance with these requirements during the life of this Agreement, Contractor agrees to take appropriate steps to correct these deficiencies.

17. **Applicable Law.**

In any action, suit or legal dispute arising from this Agreement, the Contractor agrees that the laws of the State of New Mexico shall govern and that venue will lie in the Thirteenth Judicial District Court in Cibola County. By execution of this Agreement, Contractor acknowledges and agrees to the jurisdiction of the courts of the State of New Mexico over any and all lawsuits arising under or out of any term of this Agreement.

18. **Workers Compensation.**

The Contractor agrees to comply with state laws and rules applicable to workers compensation benefits for its employees. If the Contractor fails to comply with the Workers Compensation Act and applicable rules when required to do so, this Agreement may be terminated by the County.

19. **Records and Financial Audit.**

The Contractor shall maintain detailed time and expenditure records that indicate the date; time, nature and cost of services rendered during the Agreement's term and effect and retain them for a period of three (3) years from the date of final payment under this Agreement. The records shall be subject to inspection by the County, the Department of Finance and Administration and the State Auditor. The County shall have the right to audit billings both before and after payment. Payment under this Agreement shall not foreclose the right of the County to recover excessive or illegal payments

20. Disclaimer and Hold Harmless.

Cibola County shall not be liable to the Contractor, or the Contractor's successors, heirs, administrators, or assigns, for any loss, damage, or injury, whether to Contractor's person or property, occurring in connection with Contractor's performance of Contractor's duties according to this Agreement. Contractor shall hold Cibola County harmless from all loss, damage, and injury, including court costs and attorney fees, incurred by Cibola County in connection with the performance by Contractor of Contractor's duties according to this Agreement.

21. Indemnification.

The Contractor shall defend, indemnify and hold harmless the County of Cibola from all actions, proceeding, claims, demands, costs, damages, attorneys' fees and all other liabilities and expenses of any kind from any source which may arise out of the performance of this Agreement, caused by the negligent act or failure to act of the Contractor, its officers, employees, servants, subcontractors or agents, or if caused by the actions of any client of the Contractor resulting in injury or damage to persons or property during the time when the Contractor or any officer, agent, employee, servant or subcontractor thereof has or is performing services pursuant to this Agreement. In the event that any action, suit or proceeding related to the services performed by the Contractor or any officer, agent, employee, servant or subcontractor under this Agreement is brought against the Contractor, the Contractor shall, as soon as practicable but no later than two (2) days after it receives notice thereof, notify the legal counsel of the County of Cibola and the New Mexico Association of Counties by certified mail.

22. Invalid Term or Condition.

If any term or condition of this Agreement shall be held invalid or unenforceable, the remainder of this Agreement shall not be affected and shall be valid and enforceable.

23. Enforcement of Agreement.

A party's failure to require strict performance of any provision of this Agreement shall not waive or diminish that party's right thereafter to demand strict compliance with that or any other provision. No waiver by a party of any of its rights under this Agreement shall be effective unless express and in writing, and no effective waiver by a party of any of its rights shall be effective to waive any other rights.

24. Authority.

If Contractor is other than a natural person, the individual(s) signing this Agreement on behalf of Contractor represents and warrants that he or she has the power and authority to bind Contractor, and that no further action, resolution, or approval from Contractor is necessary to enter into a binding contract.



25. **Lobbying.**

No federal appropriated funds can be paid or will be paid, by or on behalf of the CONTRACTOR, or any person for influencing or attempting to influence an officer or employee of any County, a Member of Congress, an officer or employee of Congress, or an employee of a Member of Congress in connection with the awarding of any Federal contract, or the making of any Federal grant, the making of any federal loan, the entering into of any cooperative agreement, or modification of any Federal contract, grant, loan, or cooperative agreement. If any funds other than federal appropriated funds have been paid or will be paid to any person influencing or attempting to influence an officer or employee of any County, a Member of Congress, an officer or employee of Congress, or an employee of a Member of Congress in connection of this federal contract, grant, loan, or cooperative agreement, the CONTRACTOR shall complete and submit Standard Form LLL, "Disclosure Form to Report Lobbying," in accordance with its instructions.

26. **Approval of Contractor Personnel.**

Personnel proposed in the Contractor's written proposal to the County are considered material to any work performed under this Agreement. No changes of personnel will be made by the Contractor without prior written consent of the procuring agency of the County. Replacement of any Contractor personnel, if approved, shall be with personnel of equal ability, experience and qualifications. The Contractor will be responsible for any expenses incurred in familiarizing the replacement personnel to insure their being productive to the project immediately upon receiving assignments. Approval of replacement personnel shall not be unreasonably withheld. The procuring agency of the County shall retain the right to request the removal of any of the Contractor's personnel at any time.

27. **Survival.**

The agreement paragraphs titled "Patent, Copyright, Trademark, and Trade Secret Indemnification" and "Indemnification" shall survive the expiration of this agreement. Software licenses, leases, maintenance and any other unexpired agreements that were entered into under the terms and conditions of this agreement shall survive this agreement

28. **Succession.**

This agreement shall extend to and be binding upon the successors and assigns of the parties.

29. **Force Majeure.**

A party shall be excused from performance under this agreement for any period that the party is prevented from performing as a result of an act of God, strike, war, civil disturbance, epidemic, or court order, provided that the party has prudently and promptly acted to take any and all steps that are within the party's control to ensure performance. Subject to this provision, such non-performance shall not be deemed a default or a ground for termination.

30. **Mediation.**

In the event a dispute arises as to the rights and obligations among the parties hereto, the parties agree to attempt to resolve the dispute through mediation as a condition precedent to seeking legal and equitable remedies. The parties agree to evenly split the costs of any such mediation services. The parties shall mutually agree upon the choice of mediator. In the event the parties have not agreed upon a mediator within twenty (20) days of written notice to the other regarding the dispute, then a list of seven potential mediators will be obtained from the New Mexico Association of Counties and the parties shall utilize a striking process until a mediator is agreed upon.

31. Notice to Proceed.

It is expressly understood that this Agreement is not binding upon the County until it is executed by the Board of County Commissioners after voting on the contract at a public meeting or unless it is executed by the Cibola County Manager, pursuant to the Manager's delegated authority. Further, the Contractor is not to proceed with its obligations under the Agreement until the Contractor has received a fully signed copy of the Agreement.

32. Attorney's Fees.

In the event this Agreement results in dispute, mediation, litigation, or settlement between the parties to this Agreement, the prevailing party of such action shall NOT be entitled to an award of attorneys' fees and court costs.

33. Cooperation.

All parties hereto will fully cooperate with the other and their respective counsel, accountant, and agents in connection with any steps required to be taken under this Agreement.

34. Incorporation and Order of Precedence.

The contractor's proposal is incorporated by reference into this agreement and are made a part of this agreement. In the event of any conflict among these documents, the following order of precedence shall apply:

1. Any contract amendment(s), in reverse chronological order; then
2. this contract itself; then
3. the Request for Proposals; then
4. the Contractors Best and Final Offer(s), in reverse chronological order; then
5. the contractor's proposal; then
6. the contractor's standard agreement terms and conditions (which may or may not have been submitted as part of the contractor's proposal).

35. Patent, Copyright, Trademark and Trade Secret Indemnification.

A. The contractor shall defend, at its own expense, the County of Cibola against any claim that any product or service provided under this agreement infringes any patent, copyright or trademark in the United States or Puerto Rico, and shall pay all costs, damages and attorneys' fees that a court finally awards as a result of any such claim. In addition, if any third party obtains a judgment against the County of Cibola based upon the contractor's trade secret infringement relating to any product or service provided under this agreement, the contractor



agrees to reimburse the County of Cibola for all costs, attorneys' fees and the amount of the judgment. To qualify for such defense and/or payment, the County of Cibola shall:

- i. give the contractor prompt written notice of any claim;
- ii. allow the contractor to control the defense or settlement of the claim; and
- iii. cooperate with the contractor in a reasonable way to facilitate the defense or settlement of the claim.

B. If any product or service becomes, or in the contractor's opinion is likely to become the subject of a claim of infringement, the contractor shall at its option and expense:

- i. provide a procuring agency of the County the right to continue using the product or service;
- ii. replace or modify the product or service so that it becomes non-infringing; or
- iii. accept the return of the product or service and refund an amount equal to the depreciated value of the returned product or service, less the unpaid portion of the purchase price and any other amounts which are due to the contractor. The contractor's obligation will be void as to any product or service modified by the procuring agency of the County to the extent such modification is the cause of the claim.

36. Liability Insurance.

Contractor agrees to maintain in full force throughout the duration of the Agreement a liability insurance policy with a minimum coverage of: Comprehensive General Liability - \$1,000,000 per occurrence, \$2,000,000 General Aggregate, Occurrence type, if available; if not "Claims Made" type with a minimum of a six (6) year tail. The County will be named as an additional insured on said policy, and will be provided an updated certificate of insurance on an annual basis.

37. Notices.

Any notice required to be given to either party by this Agreement shall be in writing and shall be delivered in person, by courier service or by U.S. mail, either first class or certified, return receipt requested, postage prepaid, as follows:

To the County: Tony Boyd, County Manager // 515 West High Street // Grants, NM 87020

To the Contractor: Dr. Paul Sandoval, NMDA //7825 American Heritage Dr. NE //Albuquerque. NM 87109.

IN WITNESS WHEREOF, the parties have executed this Agreement as of the date of signature by the Board of County Commissioners below.



By:

Paul Sandoval
Contractor

Date:

6-13-16

Printed Name: Dr. Paul Sandoval, NMDA License # 54564

Address: 7825 American Heritage Dr. NE, Albuquerque, NM 87109

By:

Tony Boyd
Cibola County Manager

Date:

6-1-16

Printed Name: Tony Boyd

Address: 515 West High Street
Grants, NM 87020

By:

Frances Medina
Cibola County Purchasing Agent

Date:

May 27, 2016


Printed Name: Frances Medina


Address: 515 West High Street
Grants, NM 87020





BOARD OF COUNTY COMMISSIONERS


APPROVED, ADOPTED AND PASSED on this 25th day of May, 2016.


Robert Armijo
Commissioner, District I



T. Walter Jaramillo
Commissioner, District II


Jack Moleres
Commissioner, District III


Patrick Simpson
Commissioner, District IV


Lloyd F. Felipe
Commissioner, District V

Attest:


Elisa Bro
Cibola County Clerk



Attachment 1

Scope of Work

Required activities include, but are not necessarily limited to, the following:

- A. -4 ATV's Loaded with hand, gas and electric applicators for water and air.
- B. -2-person ATV – Gas applicator for ornamental, turf and water.
- C. -2 motorcycle field investigation units.
- D. -1 Mobile laboratory.
- E. -5 Trucks Larvacide and for applicator equipped.
- F. -4ULV ground foggers all electric.
- G. -Airplane duster available for fogging (emergency use only, Additional price)

Work to be accomplished in meeting this Agreement will include: Public Health Infectious Disease vectors will be managed and reduced using the following methods. Mosquito Management as primary vectors, while cats, birds, horses, bats, and other vectors as secondary of Human virus transmission. June 1 through September 30. During this time frame, management will be focused, increased or decreased according to human population activity, virus load, and weather conditions.

To meet the scope of work focusing efforts in the following populated areas:

City of Grants, Village of Milan and unincorporated areas of the County as identified through Vector control records.

To begin Mosquito Management, monitoring the mosquito load every month of mosquito season. Depending on the environmental conditions, begin spring flood planting in June. Monitor water sites and begin control as appropriate for the site.

Introducing fish, bacteria and or surface tension treatment. Second, treatment will be to eliminate the water source if possible, and lastly introduce a growth inhibitor. These sites are monitored weekly, due to the fact that the water sites change as the weather pattern changes through the vector season. Focusing 70% of efforts on water control.

Mid-June begins the first fogging applications. Apply adulticide to kill mosquitoes in flight. Foggers using Ultra Low Volume electric foggers and are very quiet compared to a gas fogger. Fogging trucks are used in areas of the county that have a large mosquito and human population. Fogging application is weather dependent and usually takes place between 4:00 PM and 5:00 AM.

Attend public events, and meetings as requested to educate the community.

Due to weather conditions beyond our control, we may be required to continue two weeks beyond the contract if conditions are warmer than normal. This will be at no additional cost to the County.



NEW
ITEMS
10 h.



U.S.F.S
removed,
there's
burn permits
case by case
basis

CIBOLA COUNTY
EMERGENCY ORDINANCE 2018-02 AND PROCLAMATION
LIMITING OPEN BURNING AND RESTRICTING THE SALE AND USE OF FIREWORKS
IN THE UN-INCORPORATED AREAS OF CIBOLA COUNTY

WHEREAS, NMSA 1978, Section 3-18-1 (1972) provides that municipalities, and also counties pursuant to NMSA 1978, Section 4-37-1 (1995), have the power to "protect generally the property of its municipality and its inhabitants" and to "preserve peace and order"; and,

WHEREAS, NMSA 1978, Section 4-37-1 *et seq.* provides that counties may adopt ordinances, not inconsistent with statutory or constitutional limitations placed on counties, to discharge those powers necessary and proper to provide for the safety, preserve the health, promote the prosperity and improve the morals, order, comfort and convenience of the county and its inhabitants; and,

WHEREAS, NMSA 1978, Section 4-37-7 (1975) eliminates the general ordinance publication requirement for ordinances "dealing with an emergency declared by the board of county commissioners to be an immediate danger to the public health, safety and welfare of the county;" and,

WHEREAS, the danger of brush fires, grass fires, forest fires and structure fires is extremely high in the State of New Mexico and especially Cibola County and the surrounding jurisdictions; and,

WHEREAS, current conditions such as relative humidity, weather and fuel content and condition create an extremely high fire hazard in Cibola County; and,

WHEREAS, the probability of ignition of material and fire spread is extremely high in Cibola County; and,

WHEREAS, the Board of County Commissioners finds, based upon current drought indices published by the national weather service and other information supplied by the United States Forest Service and the New Mexico State Forestry, that severe drought conditions affect the unincorporated areas of Cibola County; and,

WHEREAS, in this County the Bluewater and Diener Canyon Fires are devastated land and property and continue to burn uncontained; and,

WHEREAS, as of April 18, 2018 the Cibola National Forest has imposed Stage 1 fire restrictions in all of Cibola's mountain districts, including the Mount Taylor, Magdalena (except for the Gallinas and Bear Mountain Ranges), Mountainair, and Sandia Ranger Districts; and,

WHEREAS, the Board of County Commissioners finds that restrictions should be imposed upon open burning and the sale and use of fireworks within the unincorporated areas of Cibola County; and,

WHEREAS, the Board of County Commissioners finds that there exists an immediate danger to the public health, safety, and welfare of Cibola County

WHEREAS, the findings of the Board are based on current drought indices published by the national weather service and other relevant information supplied by the United States forest service, the Fire Marshal and the State of New Mexico.

NOW THEREFORE, BE IT ORDAINED & PROCLAIMED BY THE BOARD OF COUNTY COMMISSIONERS, THAT:

- I. **DECLARATION OF DROUGHT CONDITIONS & FIRE HAZARDS.** The Board of County Commissioners hereby declares that Cibola County is suffering from extremely or serious drought conditions and high fire hazards represent a significant immediately threat to the peace, safety, health and welfare of Cibola County.
- II. **PROHIBITED OPEN BURNING.** The following types of open burning shall be prohibited unless a permit is obtained from the County Fire Marshal:
 - A. Campfires ("Campfire" means a fire set for cooking, warming, or ceremonial purposes, which is not more than three feet in diameter by three feet high, and has had the ground five feet from the base of the fire cleared of all combustible material);
 - B. Open fires;
 - C. Open Burning of vegetation or rubbish; and,
 - D. Any other smoke producing substance and material that creates a fire safety hazard. (Reference Regulation #301 of the Ambient Air Quality Standards and Air Quality Control Regulation).
- III. **DEFINITION OF FIREWORKS.** For purposes of this Ordinance/Proclamation, the word "fireworks" means any device intended to produce a visible or audible effect by combustion, deflagration or detonation. The term fireworks is used in this Ordinance/Proclamation includes but is not limited to the definition of the "fireworks" provided in NMSA 1978, Section 60-2C-2K (1999).
- IV. **LIMITED SALE AND USE FIREWORKS.** Pursuant to NMSA 1978, Section 60-2C-8.1 (F)(2)(a)(1999), the Board of County Commissioners does hereby allow the sale but limits the use of cone fountains, crackling devices, cylindrical fountains, flitter sparklers, ground spinners, illuminating torches, toy smoke devices, wheels and mines fireworks within the unincorporated areas of Cibola County to areas that are

paved or barren or that have a readily accessible source of water for use by the homeowner or the general public.

- V. PROHIBITED FIREWORKS. Pursuant to NMSA 1978, Section 60-2c-8.1 (F)(1) (1999) the following types of fireworks are banned from sale and use within the unincorporated areas of Cibola County: stick-type rockets, helicopters & aerial spinners, missile-type rockets, ground audible devices, firecrackers & display fireworks.
- VI. ALL FIREWORKS ARE BANNED IN WILDLANDS. Pursuant to NMSA 1978, Section 60-2C-8.1 F (2) (b) (1999), the Board of County Commissioners gives itself the power to and does hereby ban the use of all fireworks within wild lands in its jurisdiction. ("Wildlands" means any lands covered wholly or in part by timber, brush or native grass).
- VII. PERMIT FOR DISPLAY FIREWORKS. With the passage of this Ordinance/Proclamation under the authority of NMSA 1978, Section 60-2C-9 (1997), the Board of County Commissioners requires that any individual, association, partnership, corporation, or organization must secure a written permit from the Count to have display fireworks. Such display fireworks must be purchased from a licensed distributor in accordance with the aforementioned statute.
- VIII. ALL OTHER FIREWORKS ARE PROHIBITED. Except as permitted by this Ordinance/Proclamation, the sale and use of all other fireworks of any kind or description are banned within the unincorporated areas of Cibola County.
- IX. EFFECTIVE DATE AND DURATION. Pursuant to NMSA 1978, Section 4-37-9 (C) (1997), the Board of County Commissioners hereby declares it is necessary for the public peace, health, safety and welfare that this Ordinance/Proclamation take effect immediately after passage. This Ordinance/Proclamation shall be in effect for a 30 day period after the date of adoption. However, the Board of County Commissioners shall review the existing drought and fire conditions at each of its subsequent monthly meetings during that period. If improving conditions warrant action, the Board of County Commissioners may terminate the Ordinance/Proclamation by order.
- X. ENFORCEMENT
- A. The Sheriff's Department of Cibola County, the Cibola County Fire Marshal's Office, and any other legally qualified law enforcement officer or any of their agents shall have the ability to enforce this Ordinance/Proclamation.
- B. The Sheriff's Department has the authority to issue citations from complaints received by Fire Chiefs as witnessed or investigated.
- XI. PERMITS


- A. Cibola County Fire Department Chiefs have the authority to issue permits, after consultation with the Cibola County Emergency Management Coordinator, within their fire districts and issue complaint(s) to the Sheriff's Department for violations of this ordinance's rules, restrictions and bans as implemented for the health, safety and welfare of the citizens. When a permit is given, Central Dispatch must be immediately notified by the Fire Chief.
 - B. Permits (for burning or fireworks displays as permitted by this ordinance) are issued based on adopted levels of fire restrictions. Permits are obtained from the Cibola County Fire Department Chiefs. Permit Holders are subject to fire rules and stipulations and must agree to comply with all provision.
- XII. COUNTY LIABILITY. Cibola County is not responsible or liable for any damages, fires, violations or offenses incurred by the permit holder(s).
- XIII. FIRE PREVENTION. Fire and Law enforcement will actively promote and support fire prevention and protection measurers within the boundaries of the county and in cooperation with its neighboring jurisdictions.
- XIV. COOPERATION. This Ordinance/Proclamation supports cooperation with and by cooperative agreement with federal, state, triabal and local partners. Each entity has the authority under the law to regulate and impose penalties in its respective jurisdiction.
- XV. ADOPTED LEVELS OF FIRE RESTRICTIONS. Federal, State tribal, and local entitnes, to include Cibola County, have adopted levels of fire restrictions based on fire danger, using National Fire Danger Rating System indexes and the RAWs (Remote Atomic Weather Station) and pertinaent data for determining, implementing and publishing fire danger levels and subsequent restrictions and/or implementing or rescinding fire restrictions and/or fireworks bans and may deemed necessary due to conditions. Other factors and indicator include available resources, preparation and resource levels and history of ignitions.
- XVI. PENALTIES
- A. Any violation of this Ordinance/Proclamation shall be deemed a misdemeanor and punishable by a fine of not more than three hundred dollars (\$300) and/or up to 90 days in jail.
 - B. Any individual firm, partnership or corporation that violations any provision of this Ordinance/Proclamation is subject to the civil penalties provided in NMSA 1978, Section 60-2C-11 (1989).
- XVII. SEVERABILITY. If any article, section, subsection, paragraph, sentence, clause, phrase, provision or portion of any article, section, subsection, paragraph, sentence, clause, phrase or provision in this Ordinance/Proclamation is, for any reason, held to be unconstitutional, invalid or void, the remaining portion shall not be affected since it is the express intention of the Cibola County Board of County Commissioners to

pass such article, section, subsection, paragraph, sentence, clause, phrase or provision and every part thereof separately and independently from every other part.

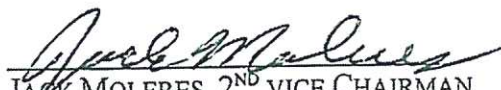
XVIII. REPEAL OF PREVIOUS ORDINANCES. This Ordinance/Proclamation supersedes any previous ordinance resolution or proclamation regarding open burning and fireworks including Ordinance 2012-11.


Approved, Adopted, and Ordained this 26th day of April, 2018

BOARD OF COUNTY COMMISSIONERS


ROBERT ARMIJO, CHAIRMAN


DANIEL TORREZ, 1ST VICE CHAIRMAN


JACK MOLERES, 2ND VICE CHAIRMAN


ROBERT WINDHORST, COMMISSIONER

MARTHA GARCIA, COMMISSIONER

ATTEST BY:


MICHELLE E. DOMINGUEZ, COUNTY CLERK

