

# Cibola County

700 E. Roosevelt Ave., Suite 50

Grants, New Mexico 87020

Phone (505) 287-9431 – Fax (505) 285-5434

## Cibola County Commission

Daniel J. Torrez, Chairman  
Martha Garcia, 1<sup>st</sup> Vice-Chair  
Christine Lowery, 2<sup>nd</sup> Vice-Chair  
Ralph Lucero, Commissioner  
Robert Windhorst, Commissioner



Kate Fletcher  
County Manager

## Resolution No. 21-16

### **FISCAL YEAR 2020-2021 SECOND QUARTER FINANCIAL REPORT**

**WHEREAS,** the Board of County Commissioners of the County of Cibola is the duly constituted governing body of the County and serves *ex officio* as the County Board of Finance with authority for establishing, monitoring, and adjusting the County's budget; and


**WHEREAS,** the second quarterly report has been reviewed and approved to ensure the reconciliation of cash balances & activity on this report to the County's internal financial reports; and

**WHEREAS,** it is hereby certified that the contents in this report are true and correct to the best of our knowledge and that this report depicts all funds for fiscal year 2021.

**NOW, THEREFORE, BE IT RESOLVED BY THE BOARD OF COUNTY COMMISSIONERS of the COUNTY OF CIBOLA, STATE OF NEW MEXICO, *ex officio* COUNTY BOARD OF** hereby approves the second quarter report for FY 2021 hereinafter described as Attachment "21-16A" and respectfully requests approval from the Local Government Division of the Department of Finance and Administration.


**PASSED, APPROVED and ADOPTED** by the governing body at its regular meeting on the 28th day of January in 2021.

### **THE BOARD OF COUNTY COMMISSIONERS:**

  
Daniel J. Torrez, Chairman

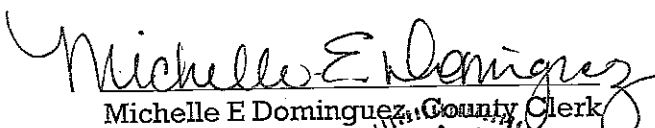
  
Martha Garcia, 1<sup>st</sup> Vice-Chair

*Voted telephonically*  
Christine Lowery, 2<sup>nd</sup> Vice-Chair

  
Ralph Lucero, Commissioner

  
Robert Windhorst, Commissioner

### **ATTEST:**

  
Michelle E Dominguez, County Clerk



# Monthly Finance Report - As of December 31, 2020 - Attachment 21-16A

Active Funds	Beginning Cash Balance as of 6/30	Beginning Investments as of 6/30	YTD Revenues	YTD Transfers	YTD Expenditures	YTD Adjustments	Ending Cash & Investment Balances	Bond A, Bond B, General Fund & Road Reserves	Adjusted Ending Cash & Investment Balances
101 - INVESTMENT FUND	\$0.00	\$5,262,717.53	\$4,763.64	\$0.00	(\$3,942.25)	\$0.00	\$5,263,538.92	\$3,007,323.19	\$2,256,215.73
401 - GENERAL FUND	\$4,209,621.13	\$0.00	\$2,545,780.91	(\$1,025,958.19)	(\$3,127,841.25)	(\$85,935.62)	\$2,516,266.98	\$0.00	\$2,516,266.98
402 - ROAD	\$265,565.40	\$0.00	\$845,001.80	\$0.00	(\$855,096.73)	\$236.07	\$255,706.54	\$0.00	\$255,706.54
403 - FARM & RANGE	\$0.00	\$0.00	\$0.00	\$0.00	(\$5,122.12)	\$0.00	\$877.88	\$0.00	\$877.88
406 - INDIGENT	\$0.00	\$0.00	\$243,220.43	\$25,000.00	(\$257,698.72)	\$0.00	\$10,521.71	\$0.00	\$10,521.71
407 - SAN RAFAEL VFD	\$181,165.64	\$0.00	\$114,530.09	(\$86,201.00)	(\$115,562.82)	\$0.00	\$93,931.91	\$0.00	\$93,931.91
408 - BLUEWATER VFD	\$210,379.49	\$0.00	\$74,024.40	(\$18,448.00)	(\$4,838.08)	\$0.00	\$261,117.81	\$0.00	\$261,117.81
409 - LOBO CANYON VFD	\$163,845.09	\$0.00	\$2,209.00	\$97,292.00	(\$5,888.67)	\$0.00	\$258,157.42	\$0.00	\$258,157.42
413 - LAGUNA EMS	\$10,607.19	\$0.00	\$12,925.00	\$0.00	(\$11,243.04)	\$0.00	\$12,289.15	\$0.00	\$12,289.15
415 - PINEHILL EMS	\$1,241.02	\$0.00	\$10,091.00	\$0.00	\$0.00	\$0.00	\$11,332.02	\$0.00	\$11,332.02
416 - FENCE LAKE VFD	\$352,910.93	\$0.00	\$35,445.60	\$7,000.00	(\$46,058.31)	\$0.00	\$349,298.22	\$0.00	\$349,298.22
418 - CANDY KITCHEN VFD	\$129,897.14	\$0.00	\$65,386.00	(\$32,743.00)	(\$13,300.99)	\$0.00	\$149,239.15	\$0.00	\$149,239.15
419 - LAGUNA VFD	\$276,591.42	\$0.00	\$178,149.20	\$0.00	(\$18,540.31)	\$0.00	\$436,200.31	\$0.00	\$436,200.31
424 - CUBERO VFD	\$159,880.15	\$0.00	\$62,961.49	(\$6,620.00)	(\$11,172.44)	\$0.00	\$205,049.20	\$0.00	\$205,049.20
425 - CUBERO EMS	\$107.51	\$0.00	\$3,000.00	\$0.00	\$0.00	\$0.00	\$3,107.51	\$0.00	\$3,107.51
427 - EL MORRO VFD	\$211,833.27	\$0.00	\$35,445.60	\$7,000.00	(\$12,613.27)	\$0.00	\$241,665.60	\$0.00	\$241,665.60
428 - SUPERIOR AMBULANCE	\$503.91	\$0.00	\$14,562.00	\$0.00	\$0.00	\$0.00	\$15,065.91	\$0.00	\$15,065.91
435 - CONSOLIDATED DISPATCH	\$106,495.04	\$0.00	\$449,131.31	\$0.00	(\$499,382.10)	\$581.25	\$56,625.50	\$0.00	\$56,625.50
438 - DMI GRANT	\$8376.44	\$0.00	\$0.00	(\$8,376.44)	\$0.00	\$0.00	\$0.00	\$0.00	\$0.00
439 - DMI DISTRIBUTION	\$130,106.84	\$0.00	\$149,598.00	\$8,376.44	(\$121,176.78)	\$0.00	\$166,904.50	\$0.00	\$166,904.50
440 - CDWM GRANT	\$0.00	\$0.00	\$0.00	\$0.00	\$0.00	\$0.00	\$0.00	\$0.00	\$0.00
475 - COUNTY FIRE PROTECTION	\$656,336.05	\$0.00	\$87,739.74	(\$47,000.00)	(\$2,609.29)	\$0.03	\$694,466.53	\$0.00	\$694,466.53
500 - CLERK RECORDING/FILEING	\$80,962.72	\$0.00	\$20,164.00	\$0.00	(\$51,778.62)	\$0.00	\$49,348.10	\$0.00	\$49,348.10
504 - IGA-PASS THRU	\$0.00	\$0.00	\$57.46	\$0.00	\$0.00	(\$57.46)	\$0.00	\$0.00	\$0.00
569 - 2014A BOND INCOME FUND	\$203,394.43	\$0.00	\$452,393.45	\$0.00	(\$111,802.63)	\$0.00	\$543,985.25	\$0.00	\$543,985.25
570 - 2014B BOND INCOME FUND	\$500,000.00	\$0.00	\$1,134,008.30	\$0.00	(\$234,810.58)	\$0.00	\$1,399,197.72	\$0.00	\$1,399,197.72
575 - NIMA LOANS	\$0.00	\$325,570.64	\$856.79	\$99,720.00	(\$253,431.86)	\$0.00	\$172,715.57	\$0.00	\$172,715.57
603 - EMERGENCY MANAGEMENT	\$972.10	\$0.00	\$0.00	\$0.00	\$0.00	\$0.00	\$972.10	\$0.00	\$972.10
604 - FIRE MARSHAL	\$99,713.33	\$0.00	\$74,235.00	\$3,000.00	(\$99,773.22)	\$43.75	\$68,218.86	\$0.00	\$68,218.86
605 - LAW ENFORCEMENT PROTECTION	\$7,171.25	\$0.00	\$28,400.00	(\$20,000.00)	(\$13,248.44)	\$0.00	\$2,322.81	\$0.00	\$2,322.81
607 - QUARTZ HILL PROJECT	\$0.00	\$0.00	\$0.00	\$0.00	\$0.00	\$0.00	\$0.00	\$0.00	\$0.00
608 - CARES ACT PROGRAM	\$0.00	\$0.00	\$2,153,312.72	\$60,000.00	(\$2,211,102.88)	\$0.00	\$2,209.84	\$0.00	\$2,209.84
609 - CARES ACT ELECTION'S GRANT	\$0.00	\$0.00	\$284,011.25	\$0.00	(\$5,591.59)	\$0.00	\$278,419.66	\$0.00	\$278,419.66
610 - CENSUS BUREAU	\$63,556.59	\$0.00	\$0.00	\$0.00	(\$40,113.95)	(\$162.19)	\$23,280.45	\$0.00	\$23,280.45
611 - FOREST SERVICE GRANT	\$0.00	\$0.00	\$0.00	\$0.00	\$0.00	\$0.00	\$0.00	\$0.00	\$0.00
612 - NEW MEXICO CLEAN & BEAUTIFUL	\$0.00	\$0.00	\$1,429.46	(\$1,429.46)	\$0.00	\$0.00	\$0.00	\$0.00	\$0.00
614 - DETENTION CENTER	\$0.00	\$0.00	\$1,315,868.27	\$900,000.00	(\$2,127,010.80)	(\$40,956.25)	\$48,001.22	\$0.00	\$48,001.22
615 - COMPLIANCE PROGRAM	\$0.00	\$0.00	\$0.00	\$0.00	\$0.00	\$0.00	\$0.00	\$0.00	\$0.00
620 - 1% REAPPRAISAL FUND	\$244,296.81	\$0.00	\$54,326.27	\$0.00	(\$66,683.77)	\$0.00	\$244,290.31	\$0.00	\$244,290.31
651 - CAPITAL OUTLAY PROJECTS	\$0.00	\$0.00	\$0.00	\$0.00	\$0.00	\$0.00	\$0.00	\$0.00	\$0.00
TOTALS-	\$8,266,530.89	\$5,588,288.17	\$10,453,828.18	\$10,453,828.18	(\$3,034,521.16)	(\$126,250.42)	\$13,834,824.66	\$3,007,323.19	\$10,827,501.47

ATTTEST: *Michelle S. Dominguez* Clerk  
 Date: *01/29/2021*  

 Board Chairman: *D. Soull*  
 Date: