

Cibola County

700 E. Roosevelt Ave., Suite 50
Grants, New Mexico 87020
Phone (505) 287-9431 – Fax (505) 285-5434

Cibola County Commission

Daniel J. Torrez, Chairman
Martha Garcia, 1st Vice-Chair
Christine Lowery, 2nd Vice-Chair
Ralph Lucero, Commissioner
Robert Windhorst, Commissioner



Kate Fletcher
County Manager

Resolution No. 21-38

FISCAL YEAR 2020-2021 FOURTH QUARTER FINANCIAL REPORT

WHEREAS, the Board of County Commissioners of the County of Cibola is the duly constituted governing body of the County and serves *ex officio* as the County Board of Finance with authority for establishing, monitoring, and adjusting the County's budget; and

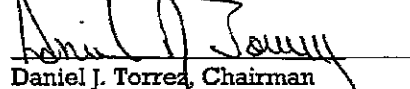
WHEREAS, the fourth quarterly report has been reviewed and approved to ensure the reconciliation of cash balances & activity on this report to the County's internal financial reports; and

WHEREAS, it is hereby certified that the contents in this report are true and correct to the best of our knowledge and that this report depicts all funds for fiscal year 2021.

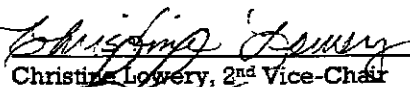
NOW, THEREFORE, BE IT RESOLVED BY THE BOARD OF COUNTY COMMISSIONERS of the COUNTY OF CIBOLA, STATE OF NEW MEXICO, ex officio COUNTY BOARD OF hereby approves the fourth quarter report for FY 2021 hereinafter described as Attachment "21-38A" and respectfully requests approval from the Local Government Division of the Department of Finance and Administration.

PASSED, APPROVED and ADOPTED by the governing body at its regular meeting on the 22nd day of July in 2021.

THE BOARD OF COUNTY COMMISSIONERS:


Daniel J. Torrez, Chairman


Martha Garcia, 1st Vice-Chair




Christine Lowery, 2nd Vice-Chair


Ralph Lucero, Commissioner


Robert Windhorst, Commissioner

ATTEST:

SEAL



Michelle E. Dominguez, County Clerk





Cibola County 4th Quarter Report - As of June 30, 2021 Attachment 21-38A

Active Funds	Beginning Cash Balance as of 6/30	Investments as of 6/30/2020	YTD Revenues	YTD Transfers	YTD Expenditures	YTD Adjustments	Ending Cash & Investment Balances	Bond A, Bond B, General Fund & Road Reserves	Available Adjusted Ending Cash & Investment Balances
101 - INVESTMENT FUND	\$0.00	\$5,262,717.53	\$7,051.61	\$0.00	\$0.00	\$0.00	\$5,269,769.14	(\$3,007,323.19)	\$2,262,445.95
401 - GENERAL FUND	\$4,209,621.13	\$0.00	\$6,447,616.39	(\$112,368.14)	(\$6,354,189.65)	\$7,729,698.84	\$8,930,378.57	\$0.00	\$8,930,378.57
402 - ROAD	\$265,565.40	\$0.00	\$1,515,811.44	\$0.00	(\$1,661,280.00)	\$230.00	\$120,326.84	\$0.00	\$120,326.84
403 - FARM & RANGE	\$0.00	\$0.00	\$7,749.33	\$15,018.63	(\$22,767.96)	\$0.00	\$97,455.34	\$0.00	\$97,455.34
406 - INDUENT	\$181,165.64	\$0.00	\$487,165.76	\$0.00	(\$390,710.42)	\$0.00	\$167,250.21	\$0.00	\$167,250.21
407 - SAN RAFAEL VFD	\$210,379.49	\$0.00	\$187,977.29	(\$86,201.00)	(\$115,641.72)	\$0.00	\$250,707.52	\$0.00	\$250,707.52
408 - BLUEWATER VFD	\$183,845.09	\$0.00	\$104,040.00	(\$18,448.00)	(\$45,263.97)	\$0.00	\$250,707.52	\$0.00	\$250,707.52
409 - LOBO CANYON VFD	\$10,607.19	\$0.00	\$2,909.00	\$97,292.00	(\$92,456.42)	\$0.00	\$171,589.67	\$0.00	\$171,589.67
413 - LAGUNA EMS	\$1,241.02	\$0.00	\$12,925.00	\$144.72	(\$23,676.91)	\$0.00	\$0.00	\$0.00	\$0.00
415 - PINEHILL EMS	\$352,910.98	\$0.00	\$10,091.00	\$0.00	(\$2,553.24)	\$0.00	\$8,778.78	\$0.00	\$8,778.78
416 - FENCE LANE VFD	\$129,897.14	\$0.00	\$59,058.00	\$7,000.00	(\$104,418.34)	\$0.00	\$314,550.59	\$0.00	\$314,550.59
418 - CANDY KITCHEN VFD	\$276,591.42	\$0.00	\$84,226.00	(\$32,743.00)	(\$132,393.81)	\$0.00	\$48,986.33	\$0.00	\$48,986.33
419 - LAGUNA VFD	\$159,860.15	\$0.00	\$296,826.00	\$0.00	(\$155,175.12)	\$0.00	\$418,242.30	\$0.00	\$418,242.30
424 - CUBERO VFD	\$107.51	\$0.00	\$92,930.29	(\$6,620.00)	(\$107,546.32)	\$0.00	\$138,644.12	\$0.00	\$138,644.12
425 - CUBERO EMS	\$211,833.27	\$0.00	\$3,000.00	\$7,000.00	(\$51,042.67)	\$0.00	\$226,848.60	\$0.00	\$226,848.60
427 - EL MORRO VFD	\$106,495.04	\$0.00	\$59,058.00	\$0.00	(\$14,889.38)	\$0.00	\$176.53	\$0.00	\$176.53
428 - SUPERIOR AMBULANCE	\$8,376.44	\$0.00	\$942,150.16	(\$4,000.00)	(\$879,492.53)	\$0.00	\$165,152.67	\$0.00	\$165,152.67
433 - CONSOLIDATED DISPATCH	\$130,106.84	\$0.00	\$0.00	(\$8,376.44)	\$0.00	\$0.00	\$0.00	\$0.00	\$0.00
438 - DWI GRANT	\$656,336.05	\$0.00	\$279,577.54	\$8,376.44	(\$222,891.55)	\$0.00	\$195,169.27	\$0.00	\$195,169.27
439 - DWI DISTRIBUTION	\$80,962.72	\$0.00	\$188,354.44	(\$47,000.00)	(\$3,882.23)	\$0.00	\$793,808.26	\$0.00	\$793,808.26
475 - COUNTY FIRE PROTECTION	\$0.00	\$0.00	\$48,698.00	(\$416,469.96)	(\$58,266.94)	\$0.00	\$66,393.78	\$0.00	\$66,393.78
500 - CLERK RECORDING/FILING	\$0.00	\$416,412.00	\$57.46	\$0.00	\$0.00	\$0.50	\$0.00	\$0.00	\$0.00
504 - IGAS-PASS THRU	\$203,394.43	\$0.00	\$918,339.47	(\$571,053.11)	(\$550,680.79)	\$0.00	\$0.00	\$0.00	\$0.00
569 - 2014A BOND INCOME FUND	\$500,000.00	\$0.00	\$1,514,926.32	(\$1,261,747.78)	(\$759,178.54)	\$0.00	\$0.00	\$0.00	\$0.00
570 - 2014B BOND INCOME FUND	\$0.00	\$925,570.64	\$1,157.43	\$95,720.00	(\$359,846.03)	\$0.00	\$66,602.04	\$0.00	\$66,602.04
575 - NMFA LOANS	\$972.10	\$0.00	\$0.00	\$0.00	(\$187.10)	\$0.00	\$785.00	\$0.00	\$785.00
603 - EMERGENCY MANAGEMENT	\$90,713.33	\$0.00	\$126,572.28	\$7,000.00	(\$181,476.66)	\$0.00	\$42,808.95	\$0.00	\$42,808.95
604 - FIRE MARSHAL	\$7,171.25	\$0.00	\$28,400.00	(\$20,000.00)	(\$15,406.27)	\$0.00	\$902,500.00	\$0.00	\$902,500.00
605 - LAW ENFORCEMENT PROTECTION	\$0.00	\$0.00	\$902,500.00	\$0.00	\$0.00	\$0.00	\$0.00	\$0.00	\$0.00
606 - NMDOT LOCAL GOV. TRANS. GRANT	\$0.00	\$0.00	\$0.00	\$111,862.96	(\$111,862.06)	\$0.00	\$0.00	\$0.00	\$0.00
607 - QUARTZ HILL PROJECT	\$0.00	\$0.00	\$2,451,487.60	(\$90,801.46)	(\$2,360,686.14)	\$0.00	\$0.00	\$0.00	\$0.00
608 - CARES ACT PROGRAM	\$63,556.59	\$0.00	\$284,011.25	\$0.00	(\$258,240.97)	\$0.00	\$25,770.28	\$0.00	\$25,770.28
609 - CARES ACT ELECTION'S GRANT	\$0.00	\$0.00	\$0.00	(\$23,158.38)	(\$40,236.02)	(\$162.19)	\$0.00	\$0.00	\$0.00
610 - CENSUS BUREAU	\$0.00	\$0.00	\$1,429.46	(\$1,429.46)	\$0.00	\$0.00	\$0.00	\$0.00	\$0.00
612 - NEW MEXICO CLEAN & BEAUTIFUL	\$0.00	\$0.00	\$2,117,672.10	\$2,324,692.23	(\$3,813,173.41)	(\$512,013.17)	\$116,577.75	\$0.00	\$116,577.75
614 - DETENTION CENTER	\$0.00	\$0.00	\$0.00	\$0.00	\$0.00	\$0.00	\$0.00	\$0.00	\$0.00
615 - COMPLIANCE PROGRAM	\$244,296.81	\$0.00	\$100,122.73	\$0.00	(\$88,431.51)	\$0.00	\$255,988.03	\$0.00	\$255,988.03
620 - 1% REAPPRAISAL FUND	\$0.00	\$0.00	\$2,590,653.00	\$0.00	\$0.00	\$0.00	\$0.00	\$0.00	\$2,590,653.00
649 - AMERICAN RESCUE PLAN ACT	\$0.00	\$0.00	\$0.00	\$0.00	\$0.00	\$0.00	\$0.00	\$0.00	\$0.00
650 - NMFA COMP. & LEDA GRANT	\$0.00	\$0.00	\$0.00	\$0.00	\$0.00	\$0.00	\$0.00	\$0.00	\$0.00
651 - CAPITAL OUTLAY PROJECTS	\$0.00	\$0.00	\$70,304.63	\$22,910.65	(\$93,215.28)	\$0.00	\$0.00	\$0.00	\$0.00
TOTALS-	\$8,266,530.89	\$6,004,700.17	\$23,964,360.98	\$0.00	(\$19,074,347.96)	\$2,417,753.98	\$21,378,998.06	(\$3,007,323.19)	\$18,371,674.87

ATTEST: *Michelle E. Dominguez* Clerk Date 07/23/21
Date
Board Chairman *David J. Soull*