

# Cibola County

## Cibola County Commission

Daniel J. Torrez, Chairman  
Martha Garcia, 1<sup>st</sup> Vice-Chair  
Christine Lowery, 2<sup>nd</sup> Vice-Chair  
Ralph Lucero, Commissioner  
Robert Windhorst, Commissioner

700 E. Roosevelt Ave., Suite 50

Grants, New Mexico 87020

Phone (505) 287-9431 -- Fax (505) 285-5434



Kate Fletcher  
County Manager

## Resolution No. 2022-24

### **FISCAL YEAR 2021-2022 THIRD QUARTER FINANCIAL REPORT**

**WHEREAS,** the Board of County Commissioners of the County of Cibola is the duly constituted governing body of the County and serves *ex officio* as the County Board of Finance with authority for establishing, monitoring, and adjusting the County's budget; and

**WHEREAS,** the third quarterly report has been reviewed and approved to ensure the reconciliation of cash balances & activity on this report to the County's internal financial reports; and


**WHEREAS,** it is hereby certified that the contents in this report are true and correct to the best of our knowledge and that this report depicts all funds for fiscal year 2022.

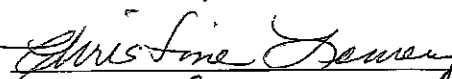
**NOW, THEREFORE, BE IT RESOLVED BY THE BOARD OF COUNTY COMMISSIONERS of the COUNTY OF CIBOLA, STATE OF NEW MEXICO, *ex officio* COUNTY BOARD OF** hereby approves the first quarter report for FY 2022 hereinafter described as Attachment "2022-24A" and respectfully requests approval from the Local Government Division of the Department of Finance and Administration.


**PASSED, APPROVED and ADOPTED** by the governing body at its regular meeting on the 28th day of April in 2022.

### **THE BOARD OF COUNTY COMMISSIONERS:**

  
\_\_\_\_\_  
Daniel J. Torrez, Chairman


  
\_\_\_\_\_  
Martha Garcia, 1<sup>st</sup> Vice-Chair


  
\_\_\_\_\_  
Christine Lowery, 2<sup>nd</sup> Vice-Chair

  
\_\_\_\_\_  
Ralph Lucero, Commissioner

  
\_\_\_\_\_  
Robert Windhorst, Commissioner

### **ATTEST:**

  
\_\_\_\_\_  
Michelle E. Dominguez, County Clerk



# Cibola County Monthly Report - As of March 31, 2022 - Attachment 2022-24A

Active Funds	Beginning Cash Balance as of 7/1/2021	Beginning Investments as of 7/1/2021	YTD Revenues	YTD Transfers	YTD Expenditures	YTD Adjustments	Ending Cash, Reserves, & Investment Balances	Bond A, Bond B, General Fund & Road Reserves	Adjusted Ending Cash & Investment Balances
101 - INVESTMENT FUND	\$0.00	\$5,269,769.14	\$3,994.84	\$0.00	\$0.00	\$0.00	\$5,273,763.98	(\$3,616,955.26)	\$1,656,808.72
401 - GENERAL FUND	\$6,095,825.92	\$0.00	\$7,562,299.33	(\$1,360,392.73)	(\$6,043,823.46)	(\$60,497.32)	\$6,193,411.74	\$0.00	\$6,193,411.74
402 - ROAD	\$120,326.84	\$0.00	\$1,635,267.69	\$100,000.00	(\$1,037,110.66)	(\$1,096.00)	\$817,387.87	\$0.00	\$817,387.87
403 - FARM & RANGE	\$97,455.34	\$0.00	\$0.00	\$8,000.00	(\$7,104.12)	\$0.00	\$895.88	\$0.00	\$895.88
406 - INDIGENT	\$167,250.21	\$0.00	\$482,345.90	\$0.00	(\$217,989.02)	\$0.00	\$361,812.22	\$0.00	\$361,812.22
407 - SAN RAFAEL VFD	\$250,707.52	\$0.00	\$185,884.00	(\$99,471.00)	(\$62,830.11)	\$0.00	\$250,833.10	\$0.00	\$250,833.10
408 - BLUEWATER VFD	\$171,589.67	\$0.00	\$94,415.00	(\$18,687.00)	(\$98,797.73)	\$0.00	\$227,637.79	\$0.00	\$227,637.79
409 - LOBO CANYON VFD	\$0.00	\$0.00	\$2,946.00	\$43,525.00	(\$10,783.08)	\$0.00	\$207,277.59	\$0.00	\$207,277.59
413 - LAGUNA EMS	\$0.00	\$0.00	\$13,571.00	\$0.00	(\$1,971.47)	\$0.00	\$11,549.53	\$0.00	\$11,549.53
415 - PINEHILL EMS	\$8,778.78	\$0.00	\$11,014.00	\$0.00	(\$9,999.95)	\$0.00	\$9,792.83	\$0.00	\$9,792.83
416 - FENCE LAKE VFD	\$314,550.59	\$0.00	\$286,951.00	\$7,000.00	(\$93,567.17)	\$0.00	\$514,934.42	\$0.00	\$514,934.42
418 - CANDY KITCHEN VFD	\$48,986.33	\$0.00	\$365,393.00	(\$31,189.00)	(\$22,039.28)	\$0.00	\$361,151.05	\$0.00	\$361,151.05
419 - LAGUNA VFD	\$418,242.30	\$0.00	\$341,688.00	\$0.00	(\$285,312.35)	\$0.00	\$474,617.95	\$0.00	\$474,617.95
424 - CUBERO VFD	\$138,644.12	\$0.00	\$85,422.00	(\$6,787.00)	(\$61,515.48)	\$0.00	\$155,763.64	\$0.00	\$155,763.64
425 - CUBERO EMS	\$2,919.51	\$0.00	\$5,000.00	\$0.00	(\$2,596.29)	\$0.00	\$5,323.22	\$0.00	\$5,323.22
427 - EL MORRO VFD	\$226,848.60	\$0.00	\$56,951.00	\$7,000.00	(\$92,616.71)	\$0.00	\$198,182.89	\$0.00	\$198,182.89
428 - SUPERIOR AMBULANCE	\$176.53	\$0.00	\$10,259.00	\$0.00	\$0.00	\$0.00	\$10,435.53	\$0.00	\$10,435.53
435 - CONSOLIDATED DISPATCH	\$165,152.67	\$0.00	\$907,686.67	(\$4,000.00)	(\$759,633.15)	\$0.00	\$309,206.19	\$0.00	\$309,206.19
438 - DMI GRANT	\$0.00	\$0.00	\$7,628.49	\$26,967.87	(\$31,467.58)	\$0.00	\$3,128.78	\$0.00	\$3,128.78
439 - DMI DISTRIBUTION	\$195,169.27	\$0.00	\$251,493.46	(\$27,967.87)	(\$272,355.01)	\$0.00	\$146,339.85	\$0.00	\$146,339.85
440 - NM DOT DMI Grant	\$0.00	\$0.00	\$0.00	\$1,000.00	(\$723.06)	\$0.00	\$276.94	\$0.00	\$276.94
475 - COUNTY FIRE PROTECTION	\$793,808.26	\$0.00	\$241,544.27	(\$42,000.00)	(\$7,982.07)	\$0.00	\$985,370.46	\$0.00	\$985,370.46
500 - CLERK RECORDING/FILING	\$66,393.78	\$0.00	\$34,213.00	\$0.00	(\$28,894.75)	\$0.00	\$71,712.03	\$0.00	\$71,712.03
569 - 2014A BOND INCOME FUND	\$0.00	\$0.00	\$962,738.04	\$0.00	(\$123,789.60)	\$0.00	\$838,948.44	\$0.00	\$838,948.44
570 - 2014B BOND INCOME FUND	\$0.00	\$0.00	\$1,706,145.46	\$0.00	(\$237,903.37)	\$0.00	\$1,468,242.09	\$0.00	\$1,468,242.09
575 - NMFA LOANS	\$0.00	\$66,602.04	\$121,430.53	\$100,608.00	(\$6,531.00)	(\$282,109.57)	\$0.00	\$0.00	\$0.00
603 - EMERGENCY MANAGEMENT	\$785.00	\$0.00	\$0.00	\$0.00	\$0.00	\$0.00	\$785.00	\$0.00	\$785.00
604 - FIRE MARSHAL	\$42,808.95	\$0.00	\$116,271.00	\$4,000.00	(\$115,244.76)	\$0.00	\$47,835.19	\$0.00	\$47,835.19
605 - LAW ENFORCEMENT PROTECTION	\$164.98	\$0.00	\$29,000.00	(\$19,999.00)	\$0.00	\$0.00	\$9,165.98	\$0.00	\$9,165.98
606 - NIMDOT LOCAL GOV. TRANS. GRANT	\$902,500.00	\$0.00	\$0.00	\$0.00	(\$32,452.53)	\$0.00	\$870,047.47	\$0.00	\$870,047.47
607 - QUARTZ HILL PROJECT	\$25,770.28	\$0.00	\$221,973.14	\$0.00	(\$164,170.54)	\$0.00	\$57,802.60	\$0.00	\$57,802.60
609 - CARES ACT ELECTION'S GRANT	\$117,027.75	\$0.00	\$2,479,990.24	\$1,100,000.00	(\$3,198,183.97)	(\$110,012.57)	\$388,821.45	\$0.00	\$388,821.45
614 - DETENTION CENTER	\$255,988.03	\$0.00	\$58,496.85	\$500.00	(\$314,934.62)	(\$0.00)	\$50.26	\$0.00	\$50.26
620 - 1% REAPPRAISAL FUND	\$0.00	\$0.00	\$0.00	\$0.00	\$0.00	\$0.00	\$0.00	\$0.00	\$0.00
648 - TPC COUNTY ROAD 1	\$0.00	\$0.00	\$0.00	\$0.00	\$0.00	\$0.00	\$0.00	\$0.00	\$0.00
649 - AMERICAN RESCUE PLAN ACT	\$2,590,653.00	\$0.00	\$0.00	\$0.00	(\$294,536.38)	\$0.00	\$2,296,116.62	\$0.00	\$2,296,116.62
650 - NMFA COMP. & LEDA GRANT	\$0.00	\$0.00	\$0.00	\$26,566.00	(\$26,248.67)	\$0.00	\$317.33	\$0.00	\$317.33
651 - CAPITAL OUTLAY PROJECTS	\$32,787.65	\$0.00	\$26,537.26	\$125,326.73	(\$184,579.11)	\$0.00	\$72.53	\$0.00	\$72.53
TOTALS=	\$13,251,311.88	\$5,336,371.18	\$18,308,500.17	\$0.00	(\$13,873,457.33)	(\$453,715.46)	\$22,569,010.44	(\$3,616,955.26)	\$18,952,055.18

Clerk: *Michelle E. Dominguez* 4/28/22  
 Board Chairman: *Ronald J. Soull* 4/28/22  
 Date: \_\_\_\_\_

