

Cibola County

Cibola County Commission

Daniel J. Torrez, Chairman
Martha Garcia, 1st Vice-Chair
Christine Lowery, 2nd Vice-Chair
Ralph Lucero, Commissioner
Robert Windhorst, Commissioner

700 E. Roosevelt Ave., Suite 50

Grants, New Mexico 87020
Phone (505) 287-9431 – Fax (505) 285-5434



Kate Fletcher
County Manager

Resolution No. 2022-42

FISCAL YEAR 2021-2022 FOURTH QUARTER FINANCIAL REPORT

WHEREAS, the Board of County Commissioners of the County of Cibola is the duly constituted governing body of the County and serves *ex officio* as the County Board of Finance with authority for establishing, monitoring, and adjusting the County's budget; and

WHEREAS, the fourth quarterly report has been reviewed and approved to ensure the reconciliation of cash balances & activity on this report to the County's internal financial reports; and

WHEREAS, it is hereby certified that the contents in this report are true and correct to the best of our knowledge and that this report depicts all funds for fiscal year 2022.


NOW, THEREFORE, BE IT RESOLVED BY THE BOARD OF COUNTY COMMISSIONERS of the COUNTY OF CIBOLA, STATE OF NEW MEXICO, ex officio COUNTY BOARD OF hereby approves the fourth quarter report for FY 2022 hereinafter described as Attachment "2022-42A" and respectfully requests approval from the Local Government Division of the Department of Finance and Administration.

PASSED, APPROVED and ADOPTED by the governing body at its regular meeting on the 28th day of July in 2022.

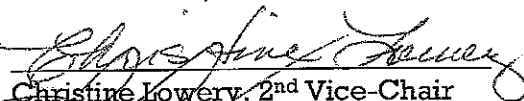
THE BOARD OF COUNTY COMMISSIONERS:



Daniel J. Torrez, Chairman



Martha Garcia, 1st Vice-Chair



Christine Lowery, 2nd Vice-Chair




Ralph Lucero, Commissioner




Robert Windhorst, Commissioner

ATTEST:



Michelle E Dominguez, County Clerk



Cibola County Monthly Report - As of June 30, 2022 - Attachment 2022-42A

Active Funds	Beginning Cash Balance as of 7/1/2021	Beginning Investments as of 7/1/2021	YTD Revenues	YTD Transfers	YTD Expenditures	YTD Adjustments	Ending Cash	Available Cash & Investment Balances
101 - INVESTMENT FUND	\$0.00	\$5,289,769.14	\$16,137.84	\$0.00	\$0.00	(\$5,285,906.98)	\$0.00	\$5,285,906.98
401 - GENERAL FUND	\$6,095,825.92	\$0.00	\$11,766,478.96	(\$270,128.96)	(\$8,605,874.51)	\$26,027.72	\$9,012,329.13	\$9,012,329.13
402 - ROAD	\$120,326.84	\$0.00	\$2,112,131.71	\$100,000.00	(\$1,518,010.83)	(\$277.19)	\$814,170.53	\$814,170.53
403 - FARM & RANGE	\$0.00	\$0.00	\$9,004.02	\$8,000.00	(\$7,104.12)	\$0.00	\$9,899.90	\$9,899.90
406 - INDIGENT	\$97,455.34	\$0.00	\$69,590.02	\$0.00	(\$287,641.52)	\$0.00	\$459,403.84	\$459,403.84
407 - SAN RAFAEL VFD	\$167,250.21	\$0.00	\$185,884.00	(\$39,471.00)	(\$83,972.37)	\$0.00	\$229,690.84	\$229,690.84
408 - BLUEWATER VFD	\$250,707.52	\$0.00	\$94,415.00	(\$18,687.00)	(\$191,016.02)	\$0.00	\$135,419.50	\$135,419.50
409 - LOBO CANYON VFD	\$171,589.67	\$0.00	\$2,946.00	\$43,525.00	(\$31,726.34)	\$0.00	\$186,334.33	\$186,334.33
413 - LAGUNA EMS	\$0.00	\$0.00	\$13,521.00	\$0.00	(\$3,775.90)	\$0.00	\$9,745.10	\$9,745.10
415 - PINEHILL EMS	\$8,778.78	\$0.00	\$11,014.00	\$0.00	(\$9,999.95)	\$0.00	\$9,792.83	\$9,792.83
416 - FENCE LAKE VFD	\$314,550.59	\$0.00	\$286,951.00	\$7,000.00	(\$117,876.53)	\$0.00	\$490,625.06	\$490,625.06
418 - CANDY KITCHEN VFD	\$48,986.33	\$0.00	\$365,395.00	(\$31,189.00)	(\$49,146.99)	\$0.00	\$334,043.34	\$334,043.34
419 - LAGUNA VFD	\$418,242.30	\$0.00	\$341,688.00	\$0.00	(\$310,861.44)	\$0.00	\$449,068.86	\$449,068.86
424 - CUBERO VFD	\$138,644.12	\$0.00	\$85,422.00	(\$6,787.00)	(\$79,959.57)	\$0.00	\$137,319.55	\$137,319.55
425 - CUBERO EMS	\$2,919.51	\$0.00	\$5,000.00	\$0.00	(\$2,758.47)	\$0.00	\$5,161.04	\$5,161.04
427 - EL MORRO VFD	\$226,848.60	\$0.00	\$56,951.00	\$7,000.00	(\$118,200.40)	\$0.00	\$172,599.20	\$172,599.20
428 - SUPERIOR AMBULANCE	\$176.53	\$0.00	\$10,259.00	\$0.00	(\$1,725.57)	\$0.00	\$8,709.96	\$8,709.96
435 - CONSOLIDATED DISPATCH	\$165,152.67	\$0.00	\$1,230,714.28	(\$4,000.00)	(\$1,053,947.72)	\$0.00	\$337,919.23	\$337,919.23
438 - DWI GRANT	\$0.00	\$0.00	\$31,722.59	\$75,418.85	(\$100,000.00)	\$0.00	\$7,141.44	\$7,141.44
439 - DWI DISTRIBUTION	\$195,169.27	\$0.00	\$323,482.46	(\$77,140.99)	(\$360,057.25)	\$0.00	\$81,453.49	\$81,453.49
440 - NM DOT DWI Grant	\$0.00	\$0.00	\$0.00	\$1,722.14	(\$1,722.14)	\$0.00	\$0.00	\$0.00
475 - COUNTY FIRE PROTECTION	\$793,808.26	\$0.00	\$304,471.12	(\$42,000.00)	(\$9,859.98)	\$0.00	\$1,046,419.40	\$1,046,419.40
500 - CLERK RECORDING/FILING	\$66,393.78	\$0.00	\$45,139.00	\$0.00	(\$36,322.32)	\$0.00	\$75,210.46	\$75,210.46
569 - 2014A BOND INCOME FUND	\$0.00	\$0.00	\$1,275,727.68	(\$700,668.59)	(\$575,059.09)	\$0.00	\$0.00	\$0.00
570 - 2014B BOND INCOME FUND	\$0.00	\$0.00	\$1,957,011.74	(\$1,189,595.18)	(\$767,416.56)	\$0.00	\$0.00	\$0.00
575 - NIMFA LOANS	\$0.00	\$66,602.04	\$1,740,274.24	\$100,608.00	(\$97,734.22)	(\$1,809,750.06)	\$0.00	\$1,809,750.06
603 - EMERGENCY MANAGEMENT	\$785.00	\$0.00	\$0.00	\$0.00	\$0.00	\$0.00	\$785.00	\$785.00
604 - FIRE MARSHAL	\$42,808.95	\$0.00	\$116,271.00	\$4,000.00	(\$130,175.07)	\$0.00	\$32,904.88	\$32,904.88
605 - LAW ENFORCEMENT PROTECTION	\$164.98	\$0.00	\$29,000.00	(\$19,999.00)	(\$8,860.00)	\$0.00	\$305.98	\$305.98
606 - NMDOT LOCAL GOV. TRANS. GRANT	\$902,500.00	\$0.00	\$0.00	\$0.00	(\$32,452.53)	\$0.00	\$870,047.47	\$870,047.47
607 - QUARTZ HILL PROJECT	\$0.00	\$0.00	\$221,973.14	\$0.00	(\$164,170.54)	\$0.00	\$57,802.60	\$57,802.60
609 - CARES ACT ELECTIONS GRANT	\$25,770.28	\$0.00	\$0.00	\$0.00	(\$25,770.28)	\$0.00	\$0.00	\$0.00
614 - DETENTION CENTER	\$117,027.75	\$0.00	\$3,146,387.31	\$1,900,000.00	(\$4,989,193.84)	(\$146,329.26)	\$27,891.96	\$27,891.96
620 - 1% REAPPRAISAL FUND	\$255,988.03	\$0.00	\$97,223.46	\$500.00	(\$324,003.07)	\$0.00	\$29,708.42	\$29,708.42
648 - TJP COUNTY ROAD 1	\$0.00	\$0.00	\$0.00	\$0.00	\$0.00	\$0.00	\$0.00	\$0.00
649 - AMERICAN RESCUE PLAN ACT	\$2,590,653.00	\$0.00	\$0.00	\$0.00	(\$442,118.61)	\$0.00	\$2,148,534.39	\$2,148,534.39
650 - NIMFA COMP. & LEDA GRANT	\$0.00	\$0.00	\$50,000.00	\$26,566.00	(\$50,000.00)	\$0.00	\$26,566.00	\$26,566.00
651 - CAPITAL OUTLAY PROJECTS	\$32,387.85	\$0.00	\$171,832.89	\$125,326.73	(\$271,482.34)	\$0.00	\$58,464.93	\$58,464.93
TOTALS=	\$13,256,314.88	\$5,466,321.18	\$26,754,017.46	\$0.00	(\$20,859,996.09)	(\$7,216,235.77)	\$17,265,468.66	\$24,361,125.70

ATTEST: *Michelle E. Dominguez* Clerk Date: *7/28/22*

Tommy J. Smith Board Chairman Date: *7/28/22*

