

Cibola County

700 E. Roosevelt Ave., Suite 50

Grants, New Mexico 87020

Phone (505) 287-9431 – Fax (505) 285-5434



Kate Fletcher
County Manager

Cibola County Commission

Daniel J. Torrez, Chairman

Martha Garcia, 1st Vice-Chair

Christine Lowery, 2nd Vice-Chair

Ralph Lucero, Commissioner

Robert Windhorst, Commissioner

Resolution No. 2022-55

FISCAL YEAR 2022-2023 FOURTH QUARTER FINANCIAL REPORT

WHEREAS, the Board of County Commissioners of the County of Cibola is the duly constituted governing body of the County and serves *ex officio* as the County Board of Finance with authority for establishing, monitoring, and adjusting the County's budget; and

WHEREAS, the first quarterly report has been reviewed and approved to ensure the reconciliation of cash balances & activity on this report to the County's internal financial reports; and

WHEREAS, it is hereby certified that the contents in this report are true and correct to the best of our knowledge and that this report depicts all funds for fiscal year 2023.


NOW, THEREFORE, BE IT RESOLVED BY THE BOARD OF COUNTY COMMISSIONERS of the COUNTY OF CIBOLA, STATE OF NEW MEXICO, *ex officio* COUNTY BOARD OF hereby approves the fourth quarter report for FY 2023 hereinafter described as Attachment "2022-55A" and respectfully requests approval from the Local Government Division of the Department of Finance and Administration.

PASSED, APPROVED and ADOPTED by the governing body at its regular meeting on the 2nd day of November in 2022.

THE BOARD OF COUNTY COMMISSIONERS:



Daniel J. Torrez, Chairman



Martha Garcia, 1st Vice-Chair

ABSENT


Christine Lowery, 2nd Vice-Chair




Ralph Lucero, Commissioner



Robert Windhorst, Commissioner





Michelle E. Dominguez, County Clerk



Cibola County Monthly Report - As of September 30, 2022 - Attachment 2022-55A

Active Funds	Beginning Cash Balance as of 7/1/2021	Beginning Investments as of 7/1/2021	YTD Revenues	YTD Transfers	YTD Expenditures	YTD Adjustments	Ending Cash & Investments
101 - INVESTMENT FUND	\$0.00	\$5,285,906.98	\$15,804.30	\$0.00	\$0.00	\$0.00	\$5,301,711.28
401 - GENERAL FUND	\$9,012,458.86	\$0.00	\$1,265,690.88	(\$1,125,000.00)	(\$1,439,453.03)	(\$85,609.17)	\$7,648,087.54
402 - ROAD	\$814,170.53	\$0.00	\$312,133.45	\$0.00	(\$264,698.40)	\$267.94	\$861,873.52
403 - FARM & RANGE	\$9,899.90	\$0.00	\$0.00	\$0.00	\$0.00	\$0.00	\$9,899.90
406 - INDIGENT	\$459,403.84	\$0.00	\$185,929.31	\$0.00	(\$6,513.51)	\$0.00	\$618,819.64
407 - SAN RAFAEL VFD	\$229,690.84	\$0.00	\$105,855.00	\$0.00	(\$10,500.16)	\$3,410.45	\$328,456.13
408 - BLUEWATER VFD	\$135,419.50	\$0.00	\$65,773.00	(\$25,691.00)	(\$12,968.75)	\$3,410.45	\$165,943.20
409 - LOBO CANYON VFD	\$186,334.33	\$0.00	\$0.00	\$0.00	(\$4,929.71)	\$3,410.45	\$184,815.07
413 - LAGUNA EMS	\$9,745.10	\$0.00	\$13,110.00	\$0.00	(\$1,518.64)	\$0.00	\$21,336.46
415 - PINEHILL EMS	\$9,792.83	\$0.00	\$10,325.00	\$0.00	\$0.00	\$0.00	\$20,117.83
416 - FENCE LAKE VFD	\$490,625.06	\$0.00	\$31,926.00	\$0.00	(\$10,508.83)	\$3,408.06	\$515,450.29
418 - CANDY KITCHEN VFD	\$534,043.34	\$0.00	\$33,785.50	(\$38,195.00)	(\$8,469.49)	\$3,408.06	\$574,572.41
419 - LAGUNA VFD	\$449,068.86	\$0.00	\$193,454.00	\$0.00	(\$27,460.28)	(\$1,667.32)	\$613,395.26
421-FENCE LAKE EMS	\$0.00	\$0.00	\$1,500.00	\$0.00	\$0.00	\$0.00	\$1,500.00
424 - CUBERO VFD	\$137,319.55	\$0.00	\$54,781.00	(\$13,789.00)	(\$4,869.50)	\$3,410.45	\$176,852.50
425 - CUBERO EMS	\$5,161.04	\$0.00	\$5,000.00	\$0.00	\$0.00	\$0.00	\$10,161.04
427 - EL MORRO VFD	\$172,599.20	\$0.00	\$31,926.00	\$0.00	(\$16,708.85)	\$3,408.08	\$191,224.43
428 - SUPERIOR AMBULANCE	\$8,709.96	\$0.00	\$18,562.00	\$0.00	\$0.00	\$0.00	\$27,271.96
429-CIBOLA ADMIN EMS	\$0.00	\$0.00	\$1,500.00	\$0.00	\$0.00	\$0.00	\$1,500.00
435 - CONSOLIDATED DISPATCH	\$337,919.23	\$0.00	\$301,843.49	\$0.00	(\$310,644.05)	\$0.00	\$329,118.67
438 - DWI GRANT	\$7,141.44	\$0.00	\$71,366.44	\$0.00	\$0.00	\$236.76	\$78,744.64
439 - DWI DISTRIBUTION	\$81,453.49	\$0.00	\$82,422.00	\$0.00	(\$62,163.18)	(\$484.12)	\$101,228.19
440 - NM DOT DWI GRANT	\$0.00	\$0.00	\$0.00	\$0.00	\$0.00	\$0.00	\$0.00
475 - COUNTY FIRE PROTECTION	\$1,046,419.40	\$0.00	\$58,451.21	\$0.00	(\$20,811.02)	\$0.00	\$1,084,059.59
500 - CLERK RECORDING/FILING	\$75,210.46	\$0.00	\$10,800.00	\$0.00	(\$3,850.05)	\$0.00	\$82,180.41
569 - 2014A BOND INCOME FUND	\$0.00	\$0.00	\$310,543.37	\$0.00	(\$13,127.18)	\$0.00	\$297,416.19
570 - 2014B BOND INCOME FUND	\$0.00	\$0.00	\$248,894.05	\$0.00	(\$7,060.06)	\$0.00	\$241,833.99
575 - NMFA LOANS	\$0.00	\$1,969,750.10	\$60,479.72	\$114,958.00	\$0.00	\$0.00	\$2,145,187.82
603 - EMERGENCY MANAGEMENT	\$785.00	\$0.00	\$0.00	\$0.00	\$0.00	\$0.00	\$785.00
604 - FIRE MARSHAL	\$32,904.88	\$0.00	\$51,957.50	(\$17,286.00)	\$0.00	\$0.00	\$78,413.97
605 - LAW ENFORCEMENT PROTECTION	\$305.98	\$0.00	\$40,003.00	(\$19,997.00)	(\$24,179.91)	\$35,017.50	\$40,308.98
606 - NMDOT LOCAL GOV. TRANS. GRANT	\$870,047.47	\$0.00	\$0.00	\$0.00	\$0.00	\$0.00	\$870,047.47
607 - QUARTZ HILL PROJECT	\$57,802.60	\$0.00	\$25,000.00	\$0.00	\$0.00	\$0.00	\$82,802.60
609 - CARES ACT ELECTION'S GRANT	\$0.00	\$0.00	\$0.00	\$0.00	\$0.00	\$0.00	\$0.00
614 - DETENTION CENTER	\$27,891.96	\$0.00	\$825,224.97	\$750,000.00	\$0.00	\$0.00	\$997,670.75
620-1% REAPPRAISAL FUND	\$29,708.42	\$0.00	\$3,547.89	\$0.00	(\$1,266,968.46)	(\$38,477.72)	\$26,178.14
648-7% COUNTY ROAD 1	\$0.00	\$0.00	\$0.00	\$0.00	(\$7,083.17)	\$0.00	\$0.00
649 - AMERICAN RESCUE PLAN ACT	\$2,148,534.39	\$0.00	\$0.00	\$0.00	\$0.00	\$0.00	\$2,148,534.39
650 - NMFA COMP & LEDA GRANT	\$26,566.00	\$0.00	\$0.00	\$0.00	(\$611,252.20)	\$0.00	\$1,537,282.19
651 - CAPITAL OUTLAY PROJECTS	\$58,464.93	\$0.00	\$334,188.00	\$0.00	\$0.00	\$0.00	\$26,566.00
TOTALS	\$17,265,598.39	\$7,255,657.08	\$4,801,777.08	\$0.00	(\$4,900,393.21)	(\$26,853.13)	\$24,395,786.21

11/2/2022
 Daniel J. Jovall
 Board Chairman

Michelle E. Dominguez
 Clerk

STATE OF NEW MEXICO
 COUNTY OF SIBOLA

