

# Cibola County

700 E. Roosevelt Ave., Suite 50

Grants, New Mexico 87020

Phone (505) 287-9431 – Fax (505) 285-5434

## Cibola County Commission

Daniel J. Torrez, Chairman

Martha Garcia, 1<sup>st</sup> Vice-Chair

Christine Lowery, 2<sup>nd</sup> Vice-Chair

Ralph Lucero, Commissioner

Robert Windhorst, Commissioner



Kate Fletcher  
County Manager

## Resolution No. 2023-36

### **FISCAL YEAR 2022-2023 FOURTH QUARTER FINANCIAL REPORT**

**WHEREAS,** the Board of County Commissioners of the County of Cibola is the duly constituted governing body of the County and serves *ex officio* as the County Board of Finance with authority for establishing, monitoring, and adjusting the County's budget; and

**WHEREAS,** the fourth quarterly report has been reviewed and approved to ensure the reconciliation of cash balances & activity on this report to the County's internal financial reports; and

**WHEREAS,** it is hereby certified that the contents in this report are true and correct to the best of our knowledge and that this report depicts all funds for fiscal year 2023.

**NOW, THEREFORE, BE IT RESOLVED BY THE BOARD OF COUNTY COMMISSIONERS of the COUNTY OF CIBOLA, STATE OF NEW MEXICO, *ex officio* COUNTY BOARD OF** hereby approves the second quarter report for FY 2023 hereinafter described as Attachment "2023-36A" and respectfully requests approval from the Local Government Division of the Department of Finance and Administration.

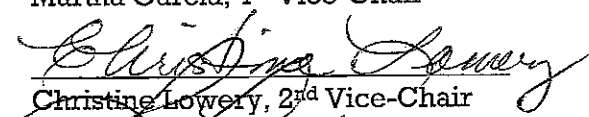
**PASSED, APPROVED and ADOPTED** by the governing body at its regular meeting on the 27th day of July in 2023.

### **THE BOARD OF COUNTY COMMISSIONERS:**

#### **ABSENT**


\_\_\_\_\_  
Daniel J. Torrez, Chairman

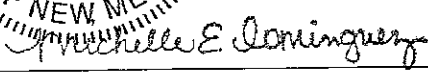
  
\_\_\_\_\_  
Martha Garcia, 1<sup>st</sup> Vice-Chair

  
\_\_\_\_\_  
Christine Lowery, 2<sup>nd</sup> Vice-Chair

  
\_\_\_\_\_  
Ralph Lucero, Commissioner

  
\_\_\_\_\_  
Robert Windhorst, Commissioner



  
\_\_\_\_\_  
Michelle E Dominguez, County Clerk



**FY23 Fourth Quarter ending June 30, 2023**

Active Funds	Beginning Cash Balance	Beginning Investments	YTD Revenues	YTD Transfers	YTD Expenditures	YTD Adjustments	Ending Cash & Investments
101 - INVESTMENT FUND	\$0.00	\$5,285,906.98	\$165,610.55	\$0.00	(\$14,996.57)	\$0.00	\$5,436,520.96
401 - GENERAL FUND	\$9,013,410.56	\$0.00	\$9,606,822.04	(\$923,610.40)	(\$9,163,589.81)	\$28,928.18	\$8,561,960.57
402 - ROAD	\$814,970.28	\$0.00	\$1,361,395.99	\$826,419.00	(\$2,854,683.80)	\$4,547.81	\$162,649.28
403 - FARM & RANGE	\$9,899.80	\$0.00	\$8,520.48	\$4,102.90	(\$22,523.28)	\$0.00	\$0.00
406 - INDIGENT	\$459,403.84	\$0.00	\$677,746.07	\$0.00	(\$444,260.53)	\$0.00	\$692,889.38
407 - SAN RAFAEL VFD	\$229,740.84	\$0.00	\$211,844.59	(\$142,460.59)	(\$43,845.39)	\$50.00	\$255,329.45
408 - BLUEWATER VFD	\$135,839.50	\$0.00	\$105,912.14	(\$15,691.00)	(\$136,696.47)	\$420.00	\$89,784.17
409 - LOBO CANYON VFD	\$186,334.33	\$0.00	\$0.00	\$152,460.59	(\$43,017.78)	\$0.00	\$295,777.14
413 - LAGUNA EMS	\$9,745.10	\$0.00	\$13,110.00	\$0.00	(\$17,180.47)	\$0.00	\$5,674.63
415 - PINEHILL EMS	\$9,792.83	\$0.00	\$10,325.00	\$0.00	(\$18,571.61)	\$0.00	\$1,546.22
416 - FENCE LAKE VFD	\$490,971.06	\$0.00	\$69,871.42	\$10,000.00	(\$44,161.13)	\$523.73	\$521,205.08
418 - CANDY KITCHEN VFD	\$334,043.34	\$0.00	\$129,376.00	(\$28,195.00)	(\$93,972.71)	\$0.00	\$341,301.63
419 - LAGUNA VFD	\$449,068.86	\$0.00	\$602,572.98	\$0.00	(\$192,446.33)	\$0.00	\$859,195.51
421-FENCE LAKE EMS	\$0.00	\$0.00	\$15,500.00	\$0.00	(\$1,500.00)	\$0.00	\$0.00
424 - CUBERO VFD	\$137,319.55	\$0.00	\$201,255.00	(\$9,789.00)	(\$162,743.04)	\$136.76	\$172,179.27
425 - CUBERO EMS	\$5,161.04	\$0.00	\$5,000.00	\$0.00	(\$7,911.40)	\$0.00	\$2,249.64
427 - EL MORRO VFD	\$172,590.20	\$0.00	\$64,847.49	\$10,000.00	(\$52,083.29)	\$0.00	\$195,364.40
428 - SUPERIOR AMBULANCE	\$8,709.96	\$0.00	\$18,562.00	\$0.00	(\$25,505.43)	\$0.00	\$1,766.53
429-CIBOLA ADMIN EMS	\$0.00	\$0.00	\$1,500.00	\$0.00	(\$1,499.15)	\$0.00	\$0.85
435 - CONSOLIDATED DISPATCH	\$337,919.23	\$0.00	\$1,229,016.72	(\$79,000.00)	(\$1,293,515.51)	\$132.84	\$194,553.28
438 - DWI GRANT	\$7,141.44	\$0.00	\$71,566.44	\$0.00	(\$21,666.60)	\$0.00	\$56,841.28
439 - DWI DISTRIBUTION	\$89,453.49	\$0.00	\$322,636.21	\$0.00	(\$261,170.55)	\$140.27	\$149,059.42
475 - COUNTY FIRE PROTECTION	\$1,046,419.40	\$0.00	\$248,105.90	(\$60,000.00)	(\$26,475.18)	\$0.00	\$1,208,050.12
500 - CLERK RECORDING/FILING	\$75,210.46	\$0.00	\$39,906.00	\$0.00	(\$17,401.77)	\$0.00	\$97,714.69
569 - 2014A BOND INCOME FUND	\$0.00	\$0.00	\$1,755,716.68	(\$679,344.93)	(\$576,371.75)	\$0.00	\$0.00
570 - 2014B BOND INCOME FUND	\$0.00	\$0.00	\$1,824,156.82	(\$1,055,747.45)	(\$768,409.37)	(\$0.00)	\$0.00
575 - NIMFA LOANS	\$0.00	\$1,969,750.10	\$17,509.10	\$329,594.46	(\$1,939,184.05)	\$0.16	\$377,669.77
603 - EMERGENCY MANAGEMENT	\$785.00	\$0.00	\$0.00	(\$785.00)	\$0.00	\$0.00	\$0.00
604 - FIRE MARSHAL	\$32,904.88	\$0.00	\$155,140.68	(\$13,286.00)	(\$98,052.16)	\$0.00	\$767,077.40
605 - LAW ENFORCEMENT PROTECTION	\$305.98	\$0.00	\$60,000.00	(\$19,997.00)	(\$40,308.98)	\$0.00	\$0.00
606 - NIMDOT LOCAL GOV. TRANS. GRANT	\$870,047.47	\$0.00	\$0.00	\$0.00	(\$71,216.45)	\$0.00	\$798,831.02
607 - QUARTZ HILL PROJECT	\$57,802.60	\$0.00	\$93,839.71	\$0.00	(\$7,608.00)	\$0.00	\$144,084.31
610 - CENSUS BUREAU GRANT	\$0.00	\$0.00	\$0.00	\$162.19	(\$162.19)	\$0.00	\$0.00
614 - DETENTION CENTER	\$27,891.96	\$0.00	\$3,376,899.26	\$1,795,428.57	(\$5,078,558.36)	(\$121,661.43)	\$0.00
620 - 1% REAPPRAISAL FUND	\$29,736.42	\$0.00	\$69,575.71	\$0.00	(\$103,350.28)	\$0.00	\$15,961.85
646 - LG ABATEMENT	\$0.00	\$0.00	\$168,204.60	\$0.00	(\$168,204.60)	\$0.00	\$0.00
647 - LATCF GRANT	\$0.00	\$0.00	\$3,151,902.50	\$0.00	\$0.00	\$0.00	\$3,151,902.50
648 - TPE COUNTY ROAD GRANTS FUND	\$0.00	\$0.00	\$1,900,000.00	\$0.00	(\$396,585.64)	\$0.00	\$1,503,414.36
649 - AMERICAN RESCUE PLAN ACT	\$2,148,594.39	\$0.00	\$2,590,653.00	\$0.00	(\$2,324,789.27)	\$0.00	\$2,414,398.12
650 - NIMFA COMP. & LEDA GRANT	\$26,566.00	\$0.00	\$0.00	(\$26,566.00)	\$0.00	\$0.00	\$0.00
651 - CAPITAL OUTLAY PROJECTS	\$58,464.93	\$0.00	\$4,157,089.88	(\$79,695.34)	(\$4,135,859.47)	\$0.00	\$0.00
TOTALS=	\$17,268,198.84	\$7,255,657.08	\$34,001,490.96	\$0.00	(\$30,669,828.37)	(\$86,781.68)	\$27,768,731.83

7/27/23

*[Signature]*

7/27/23

*Michelle E Dominguez*

Date

Clerk

Board Chairman

Date

