

Council member Carlin introduced the following resolution and moved its adoption. Council member Seylar seconded the motion to adopt. The mayor called for a vote with the following results:

Ayes: None-0
Nays: None-0
Abstain: None-0
Absent:

WHEREUPON, the mayor declared the resolution duly adopted as follows:

RESOLUTION NO. 2335

A RESOLUTION ADOPTING THE ANNUAL BUDGET
FOR THE FISCAL YEAR ENDING JUNE 30, 2023.

WHEREAS, the City Council of the City of Estherville, Iowa, has reviewed the proposed annual budget for the fiscal year ending June 30, 2023, as set forth in the budget estimate, and

WHEREAS, notice of public hearing was published in accordance with Section 384.16 of the Code of Iowa, and

WHEREAS, pursuant to said notice a public hearing was held in the Council Chambers on the 21st day of March, 2022, and

WHEREAS, the annual budget will be submitted to the Emmet County Auditor as required by Section 384.16 of the Code of Iowa.


NOW, THEREFORE, BE IT RESOLVED by the City Council of Estherville, Iowa, that:

The Annual Budget for the Fiscal Year ending June 30, 2023, be approved in the amount of \$29,904,564.

PASSED, ADOPTED, AND APPROVED this 21st day of March, 2022.



ATTEST:



Elizabeth Burton, City Clerk

jm

FISCAL YEAR JULY 1, 2022 - JUNE 30, 2023
 ADOPTION OF BUDGET AND CERTIFICATION OF CITY TAXES
 The City of: ESTHERVILLE County Name: EMMET COUNTY


Adopted On: 3/21/2022 Resolution: 2335

The below-signed certifies that the City Council, on the date stated above, lawfully approved the named resolution adopting a budget for next fiscal year, as summarized on this and the supporting pages.


| | | With Gas & Electric | | Without Gas & Electric | |
|--------------|----|---------------------|----|------------------------|--|
| Regular | 2a | 170,855,968 | 2b | 169,552,782 | City Number: 32-305 Last Official Census: 5,904 |
| DEBT SERVICE | 3a | 174,822,007 | 3b | 173,518,821 | |
| Ag Land | 4a | 912,495 | | | |


TAXES LEVIED

| Purpose | Dollar Limit | ENTER FIRE DISTRICT RATE BELOW | | Request with Utility Replacement | Property Taxes Levied | | Rate |
|--|--------------|--------------------------------------|---|----------------------------------|-----------------------|-----------|--------------|
| Regular General levy | 8.10000 | | | 5 | 1,383,933 | 1,373,378 | 43 8.10000 |
| Non-Voted Other Permissible Levies | | | | | | | |
| Contract for use of Bridge | 0.67500 | | | 6 | | 0 | 44 0.00000 |
| Opr & Maint publicly owned Transit | 0.95000 | | | 7 | 7,500 | 7,443 | 45 0.04390 |
| Rent, Ins. Maint of Civic Center | Amt Nec | | | 8 | | 0 | 46 0.00000 |
| Opr & Maint of City owned Civic Center | 0.13500 | | | 9 | | 0 | 47 0.00000 |
| Planning a Sanitary Disposal Project | 0.06750 | | | 10 | | 0 | 48 0.00000 |
| Aviation Authority (under sec.330A.15) | 0.27000 | | | 11 | | 0 | 49 0.00000 |
| Levee Impr. fund in special charter city | 0.06750 | | | 13 | | 0 | 51 0.00000 |
| Liability, property & self insurance costs | Amt Nec | | | 14 | 50,000 | 49,618 | 52 0.29264 |
| Support of a Local Emerg.Mgmt.Comm. | Amt Nec | | | 462 | | 0 | 465 0.00000 |
| Voted Other Permissible Levies | | | | | | | |
| Instrumental/Vocal Music Groups | 0.13500 | | | 15 | | 0 | 53 0.00000 |
| Memorial Building | 0.81000 | | | 16 | | 0 | 54 0.00000 |
| Symphony Orchestra | 0.13500 | | | 17 | | 0 | 55 0.00000 |
| Cultural & Scientific Facilities | 0.27000 | | | 18 | | 0 | 56 0.00000 |
| County Bridge | As Voted | | | 19 | | 0 | 57 0.00000 |
| Missi or Missouri River Bridge Const. | 1.35000 | | | 20 | | 0 | 58 0.00000 |
| Aid to a Transit Company | 0.03375 | | | 21 | | 0 | 59 0.00000 |
| Maintain Institution received by gift/devise | 0.20500 | | | 22 | | 0 | 60 0.00000 |
| City Emergency Medical District | 1.00000 | | | 463 | | 0 | 466 0.00000 |
| Support Public Library | 0.27000 | | | 23 | | 0 | 61 0.00000 |
| Unified Law Enforcement | 1.50000 | | | 24 | | 0 | 62 0.00000 |
| Total General Fund Regular Levies (5 thru 24) | | | | 25 | 1,441,433 | 1,430,439 | |
| Ag Land | 3.00375 | | | 26 | 2,741 | 2,741 | 63 3.00375 |
| Total General Fund Tax Levies (25 + 26) | | | | 27 | 1,444,174 | 1,433,180 | |
| Special Revenue Levies | | | | | | | |
| Emergency (if general fund at levy limit) | 0.27000 | | | 28 | 46,131 | 45,779 | 64 0.27000 |
| Police & Fire Retirement | Amt Nec | | | 29 | 180,000 | 178,627 | 1.05352 |
| FICA & IPERS (if general fund at levy limit) | Amt Nec | | | 30 | 239,000 | 237,177 | 1.39884 |
| Other Employee Benefits | Amt Nec | | | 31 | 560,000 | 555,728 | 3.27761 |
| Total Employee Benefit Levies (29,30,31) | | | | 32 | 979,000 | 971,532 | 65 5.72997 |
| Sub Total Special Revenue Levies (28+32) | | | | 33 | 1,025,131 | 1,017,311 | |
| As Req | | With Gas & Elec Valuation | Without Gas & Elec Valuation | | | | |
| SSMID 1 | | 0 | 0 | 34 | | 0 | 66 0.00000 |
| SSMID 2 | | 0 | 0 | 35 | | 0 | 67 0.00000 |
| SSMID 3 | | 0 | 0 | 36 | | 0 | 68 0.00000 |
| SSMID 4 | | 0 | 0 | 37 | | 0 | 69 0.00000 |
| SSMID 5 | | 0 | 0 | 555 | | 0 | 565 0.00000 |
| SSMID 6 | | 0 | 0 | 556 | | 0 | 566 0.00000 |
| SSMID 7 | | 0 | 0 | 1177 | | 0 | 1179 0.00000 |
| SSMID 8 | | 0 | 0 | 1185 | | 0 | 1187 0.00000 |
| Total Special Revenue Levies | | | | 39 | 1,025,131 | 1,017,311 | |
| Debt Service Levy 76.10(6) | Amt Nec | | | 40 | 306,569 | 304,284 | 70 1.75361 |
| Capital Projects (Capital Improv. Reserve) | 0.67500 | | | 41 | | 0 | 71 0.00000 |
| Total Property Taxes (27+39+40+41) | | | | 42 | 2,775,874 | 2,754,775 | 72 16.19012 |


 (Signature)

3/21/22
 (Date)


 (County Auditor)


 (Date)