



CITY OF HOLLADAY

Community & Economic Development Department
 4580 South 2300 East, Holladay, UT 84117
 Phone: 801-527-3890

FENCING PERMIT

PERMIT #

Fencing permit is required to construct or reconstruct a fence in the front yard, side yards along streets, and/or in rear or side yards when the fence is proposed at higher than 6 feet (max 8' with abutting neighbors' written agreement).

Property Address: _____

Property Owner(s): _____ **Owner Phone #:** _____

Applicant Name & Address: _____ **Applicant Phone #:** _____

Project Email Address: *(Inspection results will be sent to this email)* _____

I hereby certify that I have read and examined this permit and that the information provided by me is true and correct. All provisions of laws and ordinances governing this type of work will be complied with whether specified herein or not. The granting of a permit does not presume to give authority to violate or cancel the provisions of any other state or local law regulating construction or the performance of construction. Applicant must comply with all laws and ordinances governing the type of work, whether specified herein or not. The granting of a permit does not authorize the violation of any law nor will a permit cancel the effect of the provisions of any other law regulating construction or the performance of construction. Any permit or license issued for signs which are in conflict with Salt Lake City ordinances shall be null and void, whether or not the license or permit was issued by employees of the city authorized to issue such permit or license. It is the responsibility of the applicant to verify all dimensions and to verify all information contained in this application.

Applicant Signature: _____ **Date:** _____

Provide a diagram of the property indicating the proposed fence location and height. Include the location of abutting driveways, existing utilities (hydrants, utility poles) AND fence type and design. *Fencing proposed on top of retaining wall are further limited in height – see attached for addition height regulations**

<u>PROPERTY SITE PLAN</u>	
Empty space for the site plan diagram	

Contractors:		State License #:		Phone #:	
Fencing Contractor:					
Engineer:					
Parcel#:		Zone:			
Zoning/Land Use Requirements:			Public Works/Engineering Requirements:		
_____			_____		
_____			_____		
Approval Signature:		Date:		Approval Signature:	
_____		_____		_____	

All proposed fencing shall conform to the standards as follows:

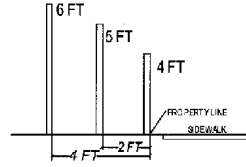
Fences In The Front Yard Area:

1. The maximum height of any fence in the front yard area and **abutting a public street shall be (4')**.
2. Exception:
 - a. A six foot (6') fence may be allowed when directly abutting the following **public streets**:

*Big Cottonwood Road (6200 South Street)
 Cottonwood Lane north of Walker Lane
 Highland Drive
 Holladay Boulevard
 Spring Lane
 Walker Lane west of the easternmost intersection of Cottonwood Lane
 2300 East north of Holladay Village zone boundary
 3900 South
 4500 South
 5600 South*

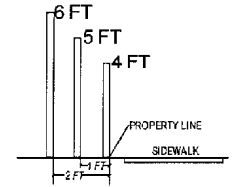
MAXIMUM HEIGHT FOR VIEW OBSCURING FENCES

SOLID FENCE HEIGHT INCREASE IS BASED ON A RATIO OF 2 HORIZONTAL TO 1 VERTICAL



MAXIMUM HEIGHT FOR NON-VIEW OBSCURING FENCES

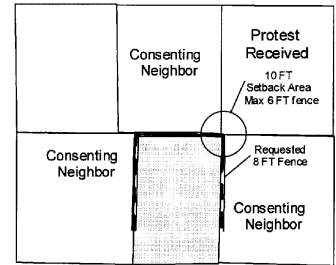
OPEN FENCE HEIGHT INCREASE IS BASED ON A RATIO OF 1 HORIZONTAL TO 1 VERTICAL



- b. In the front yard of any lot in an R-1 zone which has an area equal to or greater than one acre and: Is not view obscuring; or Made of chainlink.
- c. And, the proposed fencing complies with the setback to height ratio as shown:
3. The community development director may approve a fence up to five feet (5') in height in the second front yard area of a double frontage lot on a public street if the proposed fence is set back from the property line a minimum of two feet (2').
4. Gated access from the street is subject to a minimum setback from the property line of at least eighteen feet (18').

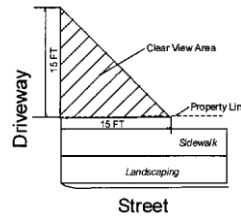
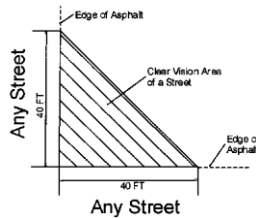
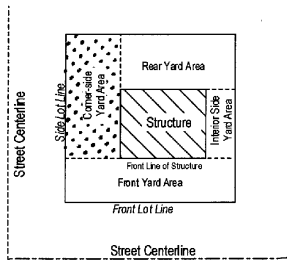
Fences In The Side And Rear Yard Areas:

1. The maximum height of any fence in the rear or side yard area, is six feet (6').
2. The community development director or his designee is authorized to approve, by permit, the installation of a fence up to eight feet (8') in height in the side and/or rear yard area **IF**:
 - a. The proposed fencing is located along an interior side or a rear property line only.
 - b. The proposed fencing does not encroach into any required setback area abutting a public street, any area designated for future street widening, and/or trail designation.
 - c. The abutting property owners have agreed in writing to the request for additional height.
 - d. In the event an abutting property owner(s) objects the fencing shall not be installed any closer than ten feet (10') to the abutting property line of the objecting owner.



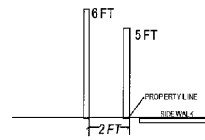
Fences In The Corner-Side Yard Area Abutting The Street:

1. The maximum height of a fence in the corner-side yard area as shown section shall be five feet (5'). Subject also to clear view design standards



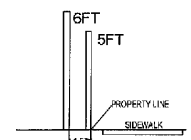
MAXIMUM HEIGHT FOR VIEW OBSCURING FENCES

SOLID FENCE HEIGHT INCREASE IS BASED ON A RATIO OF 2 HORIZONTAL TO 1 VERTICAL



MAXIMUM HEIGHT FOR NON-VIEW OBSCURING FENCES

OPEN FENCE HEIGHT INCREASE IS BASED ON A RATIO OF 1 HORIZONTAL TO 1 VERTICAL



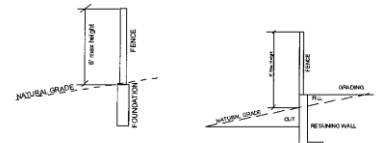
Sport Court Fencing:

The community development director or his designee is authorized to approve the installation of nonsight obscuring sport court fencing up to twelve feet (12') in height **IF**:

- ✓ The fence is not in the front yard area of the lot.
- ✓ Sport court lighting shall not exceed eighteen feet (18') in height; and
 - The fixture must be hooded, shielded, and/or directed in such a manner that it illuminates only the user's premises.
 - The hood or shield must mask the direct horizontal surface of the light source. The light must be aimed to ensure that the illumination is only pointing downward onto the ground surface, with no escaping light permitted to contribute to sky glow by shining upward into the sky.
 - All fixtures shall be designed, installed, located and maintained such that nuisance glare onto adjacent properties shall be prohibited and all direct illumination kept within the boundaries of the fixture owners' property.
- ✓ The abutting property owner(s) have **agreed in writing** to the request for additional height.
- ✓ In the event an abutting property owner(s) objects the fencing shall not be installed any closer than ten feet (10') to the abutting property line of the objecting owner.

Measurement Of Fence Heights:

All fence heights shall be measured from natural grade as noted in the following illustration, except for fences abutting public roads/streets the basis for measuring height shall be the top back of curb or the elevation of the edge of the existing roadway.



Landscaping:

When a fence is set back from the public right of way, the area in front of it shall be landscaped and maintained. The city encourages water wise landscaping wherever possible.

Vehicular Gates:

1. All gates must be set back from the public right of way at least eighteen feet (18') to permit vehicles to pull off the right of way before being stopped by the gate.
2. Decorative or ornamental features of entrance gates are allowed to exceed the permitted fence height up to a maximum height of eight feet (8').

Fencing Along Private Rights Of Way:

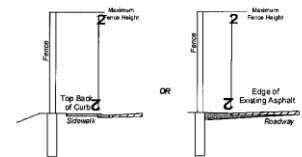
Fences along private rights of way are exempt from the provisions of this section to a **maximum height of 8 feet**

Nonconforming Fences:

Existing fences within the corporate limits of the city as of June 19, 2003, are to be considered nonconforming.

Maintenance:

All fences, both existing and new, and all parts thereof, shall be maintained in a safe and aesthetically pleasing condition. Graffiti shall be removed immediately upon notification. The owner or his designated agent shall be responsible for the maintenance of the fence.



Simplified Illustration on Fencing Requirements



— Rear Yard

Max Height: 6 feet

Permitting: No permit required

Conditions: up to 8ft - conditional on submitting a permit with a signed fence height agreement with neighbors abutting rear yard

— Corner Side Yard

Max Height: 5 feet

Permitting: No permit required

Conditions: Additional 1 ft - conditional on offsetting the fence 1 ft from the property line.

— Interior Side Yard

Max Height: 6 feet

Permitting: No permit required

Conditions: up to 8ft - conditional on submitting a permit with a signed fence height agreement with neighbors abutting rear yard

— Front Yard

Max Height: 4 feet

Permitting: Permit required

Conditions: Additional 1-2 ft - conditional on offsetting the fence 1-2 ft from the property line.

Clearview Standards

Max Height: 2feet

Conditions: Any fencing within the clear view triangle must be 2 ft.

— Property Line

Fencing should be built on or within property line – not in the public right of way