



Clearwater County

IDAHO
DEPT. OF LABOR

March 2016

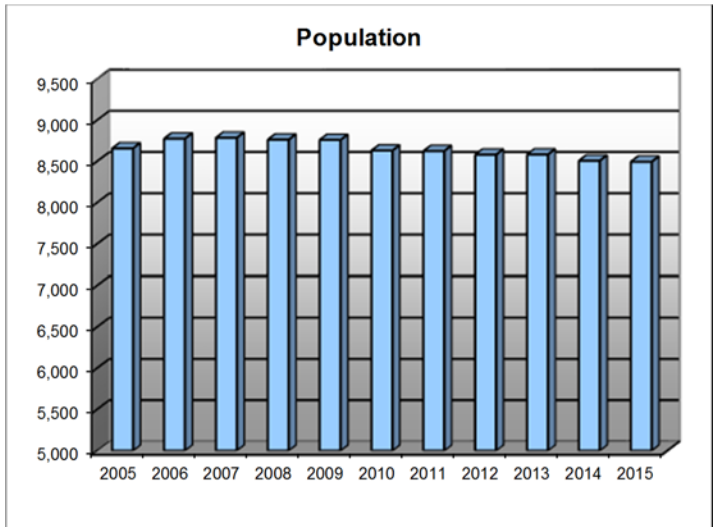
Workforce Trends

Population

Clearwater County's population peaked at 9,232 in 1996. The hard economic times drove the population down 6 percent to 8,610 by 2004. Between 2004 and 2014, its population fell 1 percent to 8,562, while the U.S. population grew 9 percent, and Idaho's population grew 17 percent.

New driver's license applications and job registrations indicate people who move to Clearwater County come from the Pacific Northwest and California to enjoy the scenery, recreational opportunities and rural lifestyle.

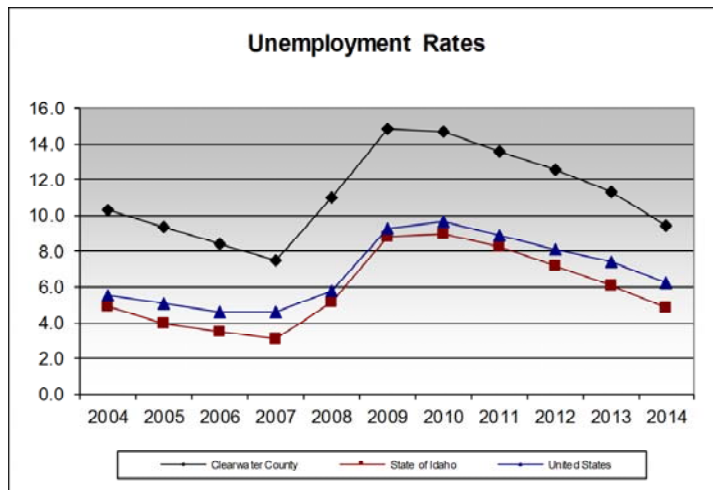
The county seat, Orofino, had a population of 3,096 in 2014 while Pierce was 490, Weippe 411 and Elk River 120.



Labor Force & Employment

The long-term decline in the forest products industry climaxed in 2000 with the closure of Pierce's Jaype Mill. Finally in 2006, Clearwater County began to show signs of recovery. Jobs were added in manufacturing, construction, retail, health care and tourism. Unfortunately, trouble in the lumber industry again unsettled the area after 2007, pushing the unemployment rate above 10 percent. About two-thirds of the lumber and logging jobs that were lost then have been restored in the last few years.

Economic development groups want to diversify with new businesses while helping existing businesses grow. An industrial park was built in Orofino, and Architectural Signs and Engraving Inc. was the first tenant. The SJX Boats plant opened there in 2008. Nightforce Optics moved to the area 10 year ago and now employs 100 people making high-quality rifle scopes for hunters, police and the military. Federal and state employment provides



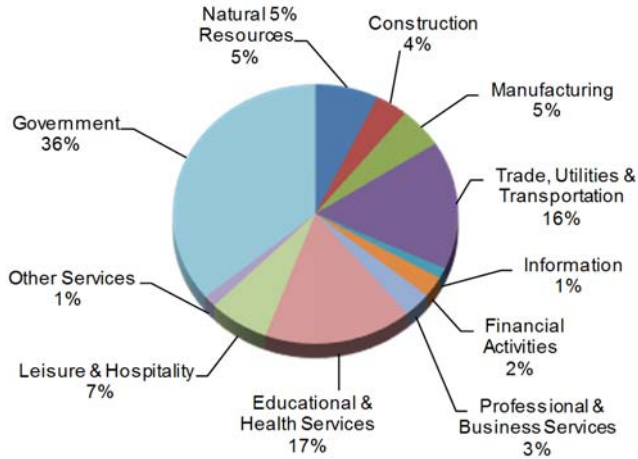
Labor Force	Jan 16	Feb 16
Civilian Labor Force	3,093	3,076
Total Employment	2,858	2,835
Unemployed	235	240
% of Labor Force Unemployed	7.6	7.8
State of Idaho % Unemployed	3.9	3.9
U.S. % Unemployed	4.9	4.9

some job stability. The U.S. Forest Service employs 80 year-round and a few dozen more in the summer. Orofino is home to a U.S. Fish & Wildlife Service hatchery, employing 45. The state penitentiary and mental health hospital employ 200. The Idaho National Guard opened a boot camp-style school for teens, employing 50 people in Pierce.

Tourists come to enjoy hunting and fishing and boating on Dworshak Reservoir and to learn about the area's role in the Lewis and Clark Expedition.

Labor Force	2004	2005	2006	2007	2008	2009	2010	2011	2012	2013	2014
Civilian Labor Force	3,369	3,358	3,319	3,208	3,217	3,523	3,422	3,352	3,271	3,187	3,110
Unemployment	346	313	278	241	353	522	501	456	412	359	293
% of Labor Force Unemployed	10.3	9.3	8.4	7.5	11.0	14.8	14.6	13.6	12.6	11.3	9.4
Employment	3,023	3,044	3,040	2,967	2,864	3,001	2,921	2,896	2,859	2,828	2,817

Nonfarm Payroll Jobs for 2014



Economic Development

Clearwater County has struggled with high unemployment since the mid-1990s. Because of that, the county is a labor surplus area, giving local businesses priority for government contracts.

Clearwater County Economic Development and local officials are making efforts to strengthen and diversify the economy. Over the next few years, the county expects to see those efforts pay off. Officials also plan to build a woody biomass plant in Orofino that would create jobs at the plant and in logging.

Major Employers

Clearwater County
 Clearwater Valley Hospital & Clinic
 Idaho Correctional Institution
 Nightforce Optics (manufacturer)
 Orofino Joint School District 171
 State Hospital North
 Tri-Pro Forest Products
 U.S. Forest Service

Occupational Wages*

Starting

Assemblers	\$9.50
Bookkeepers	\$10.70
Carpenters	\$13.50
Cashiers	\$7.70
Equipment Operators	\$12.60
General Office Clerks	\$8.00
Guards	\$10.60
Janitors	\$8.40
Millworkers	\$9.80
Nurses	\$24.60
Salespersons, Retail	\$7.80
Secretaries	\$10.30
Teachers	\$22.70
Truck Drivers, Heavy	\$13.80

* Additional occupational wage data can be found on the Idaho Department of Labor website at lmi.idaho.gov.

Covered Employment & Average Annual Wages Per Job for 2004, 2013 & 2014	2004		2013		2014	
	Average Employment	Average Wages	Average Employment	Average Wages	Average Employment	Average Wages
Total Covered Wages	3,045	\$25,819	2,760	\$33,655	2,767	\$34,476
Agriculture	329	\$28,778	229	\$43,312	218	\$44,927
Mining	0	\$0	37	\$51,845	*	\$0
Construction	99	\$29,183	103	\$34,839	99	\$37,467
Manufacturing	290	\$27,395	160	\$28,996	138	\$27,524
Trade, Utilities & Transportation	406	\$22,706	415	\$35,207	416	\$36,822
Information	24	\$19,540	22	\$36,657	36	\$41,243
Financial Activities	65	\$23,544	63	\$30,146	63	\$33,648
Professional and Business Services	61	\$15,718	92	\$34,670	87	\$32,888
Educational and Health Services	416	\$23,968	452	\$32,438	466	\$32,871
Leisure and Hospitality	181	\$9,609	198	\$12,430	189	\$11,744
Other Services	33	\$16,666	38	\$25,817	38	\$29,944
Government	1,140	\$29,699	953	\$35,987	975	\$36,227

Per Capita Income	2005	2006	2007	2008	2009	2010	2011	2012	2013	2014
Clearwater County	\$25,755	\$26,904	\$27,943	\$28,029	\$28,745	\$29,390	\$30,126	\$30,449	\$31,563	\$32,487
State of Idaho	\$29,815	\$31,945	\$32,952	\$32,854	\$31,392	\$32,050	\$33,544	\$34,846	\$35,641	\$36,734
United States	\$35,904	\$38,144	\$39,821	\$41,082	\$39,376	\$40,277	\$42,453	\$44,266	\$44,438	\$46,049

Information provided by Bureau of Economic Analysis