

City of Conroe Budget-In-Brief Fiscal Year 2015-2016



**“To protect and serve the citizens of Conroe
and exceed their expectations”**

City Council

Webb Melder
Mayor

Marsha Porter
Place 1

Seth Gibson
Place 2

Duke W. Coon
Place 3

Gil Snider
Place 5

Guy Martin
Mayor Pro Tem
Place 4

Appointed Officials

Paul Virgadamo, Jr.
City Administrator

Marcus Winberry
City Attorney

Marla Porter
City Secretary

Scott Taylor
Executive Director of
Infrastructure Services

Steve Williams
Assistant City Administrator/
Chief Financial Officer

Ken Kreger
Fire Chief

Philip Dupuis
Police Chief

Andre Houser
Director of Human
Resources

Mike Riggins
Director of Parks &
Recreation

Fred Welch
Executive Director of Conroe
Industrial Development Corporation



This page intentionally left blank.

Table of Contents

FY 2015-2016 Budget Summary	6
General Fund	8
Water & Sewer Operating Fund	14
General Obligation Debt Service Fund	19
Water & Sewer Debt Service Fund	20
CIDC Debt Service Fund	21
Other Funds	22
Capital Improvement Program	27
FY 2015-2016 Budget Preparation Calendar	30
City of Conroe Profile	32

FY 2015-2016 BUDGET-IN-BRIEF

October 1, 2015

The City of Conroe is pleased to present the fiscal year 2015-2016 “Budget-In-Brief.” This document summarizes the annual budget for the fiscal year beginning October 1, 2015, and ending September 30, 2016.

A city’s budget presents in financial terms a plan to accomplish its objectives during the upcoming fiscal year. Budget preparation is an ongoing process as the City Council discusses priorities, commits to projects, and provides feedback to the staff on various proposals. The staff then translates that information into a financial action plan.

The budget for FY 2015-2016 is a balanced, conservative plan that continues our previous commitments toward quality services and facilities and addresses opportunities for additional improvements.

I must commend the ongoing work of the City Council, City Administration, the Management Team, and all of our fine City employees. We are indeed focused on our mission statement:


“To protect and serve the citizens of Conroe and exceed their expectations.”

Sincerely,

Webb Melder

Mayor

Organization of the Total Budget



1. These figures represent the budgeted expenditures net of interfund transfers.

FY 2015-2016 Budget Summary

On August 27, 2015, the Conroe City Council approved a \$151,532,223 budget with a 3% contingent appropriation for FY 2015-2016. Net of interfund transfers, the total budget is \$126,593,410. The approved budget consists of the General, Water and Sewer Operating, Debt Service, and Other Operating Funds.

General Fund

The General Fund accounts for 44 percent of the budget and supports basic services such as police, fire, parks, recreation, streets, and other community services. It is the general operating fund of the City and is used to account for all transactions and operations of governmental units that are not accounted for in another fund. The General Fund also is used to account for transactions financed from taxes or other general revenues.

Water and Sewer Operating Fund

The Water and Sewer Operating Fund comprises 20 percent of the budget. This fund is used to account for operations that are financed and operated in a manner similar to private business enterprises where the costs of providing water and sewer services are financed through user charges (water and sewer bills). However, there is no profit margin unlike private businesses.

Debt Service Funds

The Debt Service Funds category is composed of three funds: General Obligation Debt Service Fund, Water and Sewer Debt Service Fund, and Conroe Industrial Development Corporation (CIDC) Debt Service Fund. These three funds account for 16 percent of the budget and pay for the annual interest and principal costs of the City's debt.

FY 2015-2016 BUDGET-IN-BRIEF

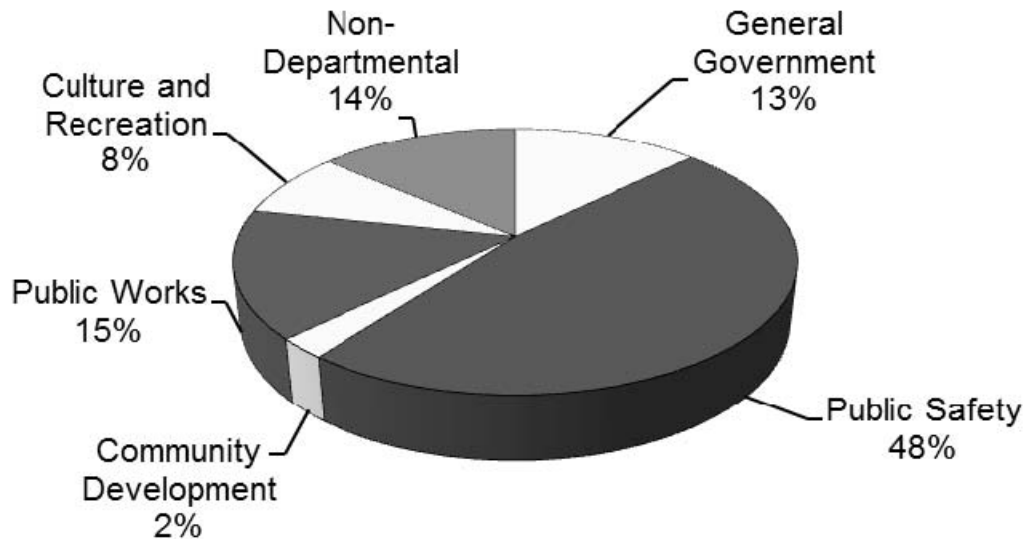
The General Obligation Debt Service Fund provides for the payment of the City's certificates of obligation and other tax-supported debt issued to finance the tax-based portion of the City's Capital Improvement Program. The Water and Sewer Debt Service Fund provides for the retirement of revenue-supported bonds that are used to pay the cost of improvements to the City's water and wastewater system. This debt is repaid with revenues collected from utility customers. The CIDC Debt Service Fund provides the funds necessary to retire the outstanding sales tax revenue-supported debt of the City. This debt consists of revenue-supported bonds that are used for economic development purposes and is repaid with a portion of the ½-cent sales tax charged within the City.

Other Operating Funds

The Other Funds category of the budget includes funds used to account for the proceeds of special revenues, other than expendable trusts or major capital projects. They make up 20 percent of the budget and include such funds as the Conroe Industrial Development Corporation (CIDC) Revenue Clearing Fund, CIDC General Fund, Hotel Occupancy Tax (HOT) Fund, Community Development Block Grant (CDBG) Entitlement Fund, Conroe Tower Fund, Oscar Johnson, Jr. Community Center (OJJCC) Fund, Vehicle and Equipment Replacement Fund, Water & Sewer Vehicle and Equipment Replacement Fund, Transportation Grants Fund, Fleet Services Fund, and the Self-Funded Insurance Fund.

General Fund Expenditures

\$66,042,168
(\$62,076,417)



General Fund Services

General Government

\$8,437,864

The General Government category is comprised of the Administration, Mayor & Council, Legal, Municipal Court, Finance, Community Development Block Grant Administration, Purchasing-Warehouse, Information Technology, and Human Resources departments. These departments are responsible for various functions of the City, including providing quality customer relations and accurate public information; coordinating and scheduling City Council meetings; handling media relations; providing legal services; providing disposition of violations of City ordinances and State law; managing finance, accounting, and utility billing; administering grants; acquiring supplies and services; maintaining computer hardware and software; and providing programs and consultations in the areas of employee recruitment, selection, compensation, and benefits.

FY 2015-2016 BUDGET-IN-BRIEF

Administration	\$ 533,255
Mayor & Council	636,512
Legal	589,868
Municipal Court	1,236,033
Finance & Administration	1,789,092
CDBG Administration	252,997
Purchasing-Warehouse	356,356
Information Technology	2,229,549
Human Resources	814,202
General Government Total	\$8,437,864

Public Safety **\$31,402,568**

The Public Safety category includes the Police Department and Fire Department. The Police Department is separated into six divisions based on areas of responsibility: Police Administration, Support Services, Patrol, Investigations, Commercial Vehicle Enforcement Program and Animal Services. The Fire Department is responsible for preparing for and responding to fire, rescue, medical, and environmental emergencies.

Police Administration	\$ 1,459,455
Police Support Services	1,356,429
Police Patrol	10,931,172
Police Investigative Services	3,546,213
Commercial Vehicle Enforcement Program	128,771
Police Animal Services	573,694
Fire Department	13,406,834
Public Safety Total	\$31,402,568

Culture and Recreation **\$5,298,992**

The Culture and Recreation category covers parks and recreation expenditures. Parks Administration and Parks Operations are responsible for providing beautiful parks and trails, multi-generational athletic and recreational services, and dedicated customer service to Conroe's citizens

FY 2015-2016 BUDGET-IN-BRIEF

and employees. The Recreation Center provides athletic and recreational programs including, but not limited to: art, karate, dance/ballet, and gymnastics. Finally, the Aquatic Center provides safe, quality, and state of the art pools for the citizens of Conroe.

Parks Administration	\$ 459,180
Parks Operations	1,888,655
Recreation Center	1,429,638
Aquatic Center	1,521,519
Culture and Recreation Total	\$5,298,992

Community Development **\$1,645,558**

The Community Development Department provides efficient, professional assistance to ensure responsible development practices that respect the natural landscape, cross timbers, bottomland, and floodplains. The department assists in completion of many ongoing projects and development relative to the City's building and permitting processes.

The Building Permits team provides review and inspections to ensure life, health, safety, and welfare by verifying compliance with the building codes and City ordinances that protect the citizens of Conroe.

Community Development	\$1,645,558
Community Development Total	\$1,645,558

Public Works **\$10,225,679**

The Public Works category includes the Drainage, Streets, Signal Maintenance, and Engineering Departments. The Drainage Department provides storm water control to the City by utilizing the resources dedicated to the maintenance of drainage ways. The Streets Department maintains streets, controls traffic, trims trees in the City rights-of-way, repairs curbs and gutters, installs and replaces directional marking, and maintains street

FY 2015-2016 BUDGET-IN-BRIEF

signage. The Signal Maintenance Department provides efficient maintenance and operation of the traffic signals and illumination lighting within the city. The Engineering Department establishes policies and procedures for addressing traffic issues, maintains and enforces the city's floodplain and floodway ordinances, and designs major roadway and infrastructure improvements.

Drainage	\$ 1,406,802
Streets	4,869,112
Signal Maintenance	1,235,956
Engineering	2,713,809
Public Works Total	\$10,225,679

General Fund Non-Departmental **\$9,031,507**

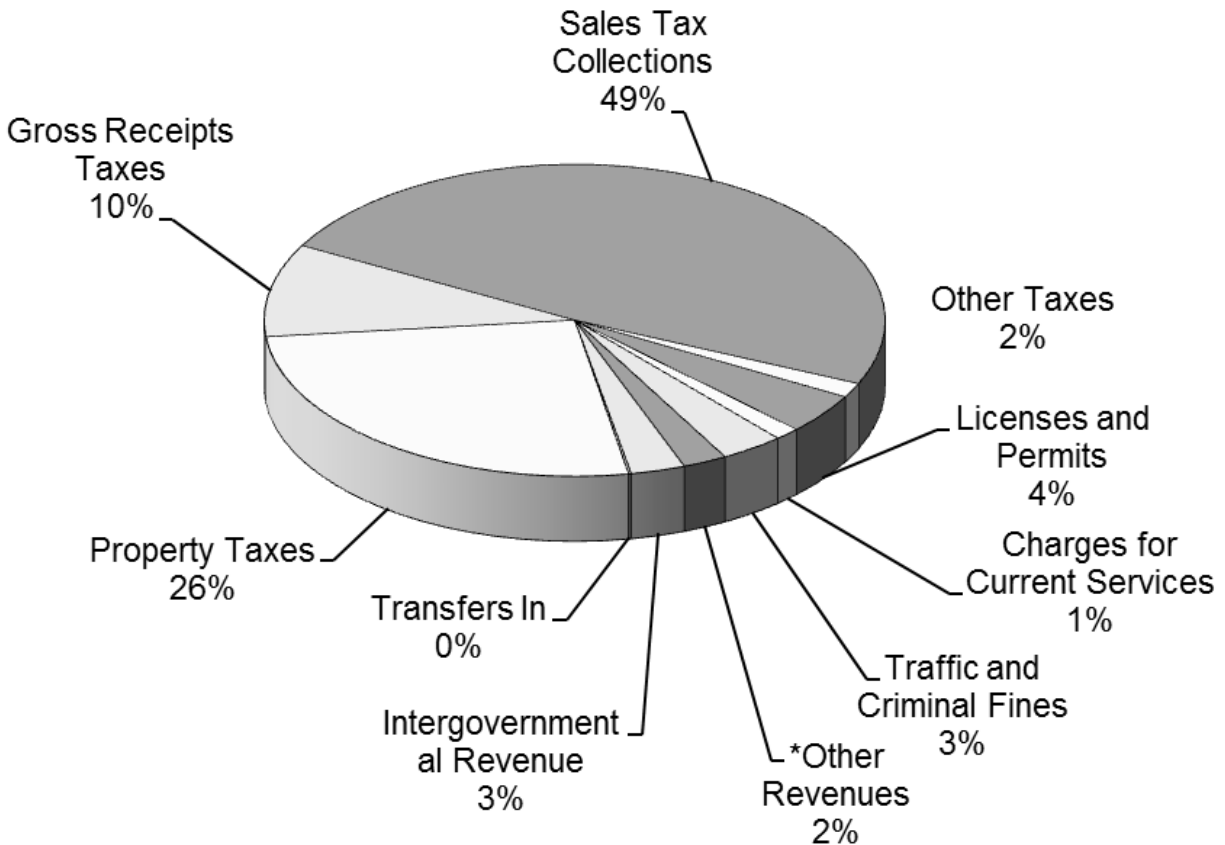
Within the General Fund, the Non-Departmental Department provides for transfers between funds for shared operating costs. Also included in the department are any expenses not falling within a single department activity that can be most efficiently handled in the aggregate for the entire General Fund.

Funding has been included in General Fund Non-Departmental for inter-fund transfers, contract services, and payments of the principal and interest for lease-purchase agreements.

General Fund Non-Departmental	\$9,031,507
General Fund Non-Departmental Total	\$9,031,507

General Fund Revenue Sources

\$65,526,026
(\$65,434,456)



*Other Revenues	
Interest on Investments	0.1%
Penalty & Interest	0.1%
Lease Income	0.1%
Recreational	1.2%
Parks Programs	0.6%
Animal Shelter Fees	0.0%
Unanticipated Revenues	0.1%
Donations	0.1%
	<hr/>
	2.3%

General Fund Revenue Sources

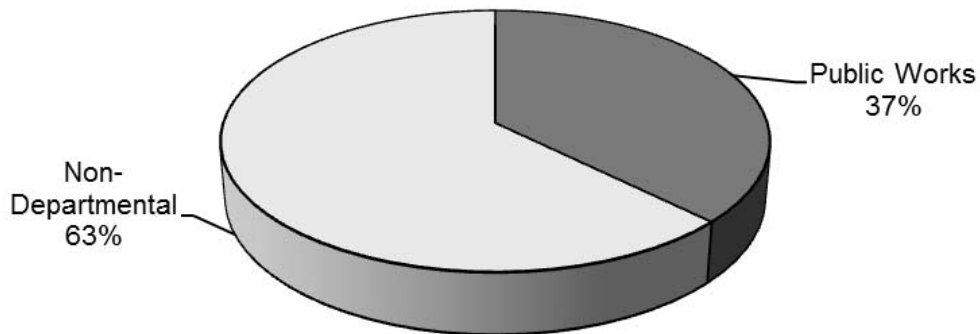
The General Fund has a number of revenue sources, the largest of which is Sales Tax. It constitutes 48.7 percent of all General Fund revenues. Additional sources of revenue include Property Taxes, Gross Receipts Taxes, Other Taxes, Licenses and Permits, Charges for Current Services, Traffic and Criminal Fines, Intergovernmental Revenue, and Other Revenue.

The tax roll of the City of Conroe continues to grow, increasing by 30.6% percent from FY 2014-2015. The July 25, 2015, Certified Tax Roll of \$6,309,739,745 marks an increase of \$1,479,946,195 over the previous year's certified roll on July 25.

Property Taxes	\$17,084,854
Gross Receipts Taxes	6,317,740
Sales Tax Collections	31,938,208
Other Taxes	986,618
Licenses and Permits	2,724,008
Charges for Current Services	864,479
Traffic and Criminal Fines	2,163,300
Other Revenues	1,505,393
Intergovernmental Revenue	1,849,856
Transfers In	91,570
General Fund Revenues Total	\$65,526,026

In FY 2015-2016, budgeted General Fund expenditures exceed General Fund revenues by \$516,142 due to one-time, non-recurring capital purchases. Additionally, this fund will maintain a reserve amount equal to 109.0 days (or 29.9%) of the fund's total expenditures.

**Water & Sewer Operating
Fund Expenses
\$30,896,272
(\$21,818,557)**



W & S Operating Fund Services

Public Works

\$11,517,409

The Public Works category consists of six departments: Utility Billing, Public Works Administration, Water, Waste Water Treatment Plant, Sewer Maintenance, and Pump and Motor Maintenance.

The Utility Billing Department's mission is to ensure accuracy in the assessment of user charges; maintain professional and responsive service; answer customer inquiries; and provide accurate and timely billings through progressive and innovative systems. It also strives to ensure accurate and

FY 2015-2016 BUDGET-IN-BRIEF

efficient data collection of water and sewer usage, as well as to provide timely water meter installations and repair.

Public Works Administration is responsible for managing resources dedicated to the provision of water utilities and maintaining streets and drainage. This department assists in the engineering design standards and construction criteria for many programs required by State and Federal law. The department also updates all permits and plans the water distribution emergency response plan.

The Water Department provides the installation of large meter service and lines to residential and commercial customers. The department participates in relocating lines, repairing broken lines, replacing faulty meters, and constructing new lines.

The Waste Water Treatment Plant treats and discharges 3 billion gallons of treated wastewater a year. Staff also handles the Industrial Pretreatment program by issuing permits to industrial users within the city limits and monitoring their discharge through monthly reports and inspections.

The Sewer Department performs sewer line maintenance and installation services to residential and commercial customers by utilizing resources dedicated to preventive maintenance and repair of utility infrastructure.

The Pump & Motor Maintenance Department maintains lift stations, water wells, the wastewater treatment plant, city facilities, and downtown lighting.

Utility Billing	\$ 947,534
Public Works Administration	1,146,087
Water	3,854,773
Waste Water Treatment Plant	2,647,116
Sewer Maintenance	1,685,902
Pump & Motor Maintenance	1,235,997
Public Works Total	\$11,517,409

FY 2015-2016 BUDGET-IN-BRIEF

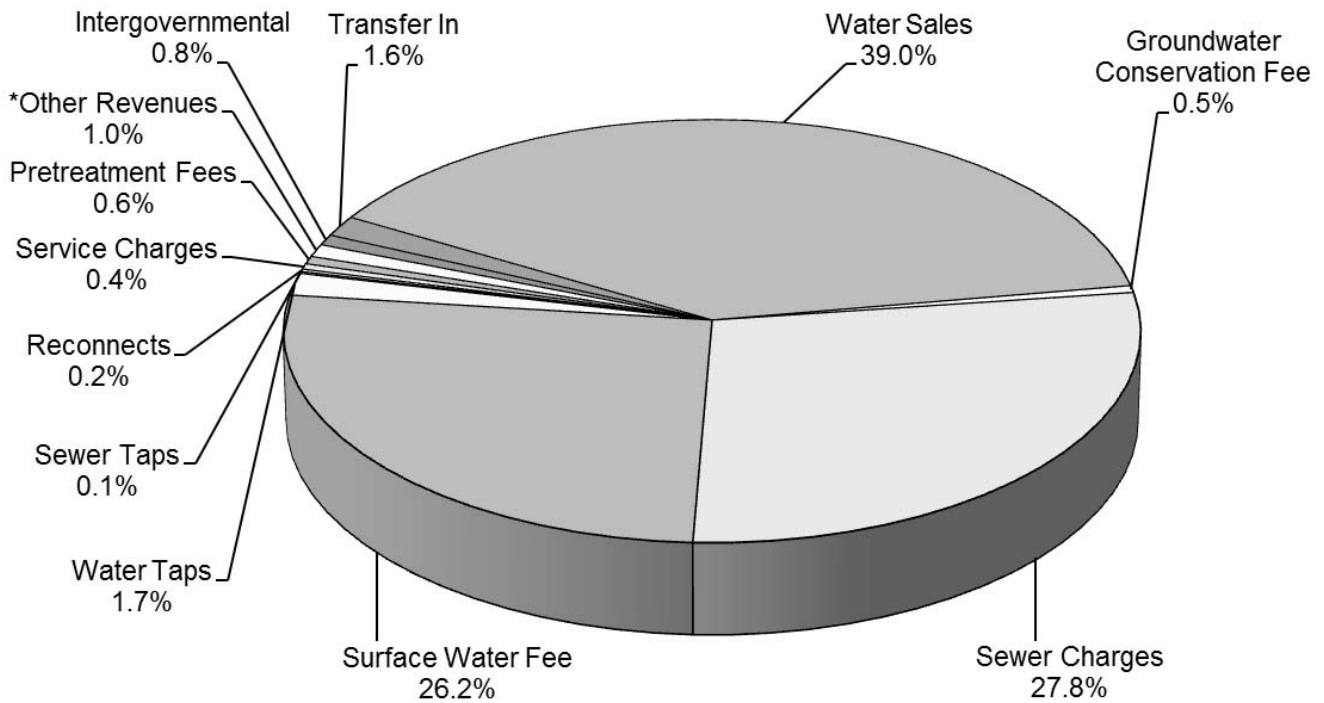
W&S Operating Fund Non-Departmental **\$19,378,863**

The Water & Sewer Non-Departmental Department provides for transfers to the General Fund, Revenue Debt Service Fund, Conroe Tower Fund, and the Water & Sewer Vehicle and Equipment Replacement Fund. Also included in the department are any expenses that do not fall within a single department activity that can be most efficiently handled in the aggregate for the entire Water & Sewer Operating Fund. Additionally, the San Jacinto River Authority surface water conversion expenses are budgeted out of this department.

Water & Sewer Operating Fund Non-Departmental	\$19,378,863
W&S Operating Fund Non-Departmental Total	\$19,378,863

Water & Sewer Operating Fund Revenues

\$32,024,017 (\$31,516,918)



***Other Revenues**

Interest on Investments	0.0%
Penalty & Interest	0.8%
Capital Recovery Fee	0.0%
Unanticipated Rev.	0.1%
Short & Over	0.0%
Interest-Other	0.0%
Recovery of Bad Debts	0.0%
	1.0%

Water & Sewer Operating Fund Revenue Sources

The Water and Sewer Operating Fund has a variety of revenue sources, the most notable of which are Water Sales and Sewer Charges. Water Sales constitute 39 percent of fund revenues, while Sewer Charges constitute 28 percent. Additionally, the City recovers a Surface Water Fee that offsets expenses related to the surface water conversion agreement with the San Jacinto River Authority. The Surface Water Fee constitutes 26 percent of revenues. Other sources of revenue that support the fund are Water and Sewer Tap Fees, Groundwater Conservation Fee, Reconnection Charges, Pretreatment Fees, Interest Income, and Other Revenues.

Water and Sewer Operating Fund revenues are anticipated to increase. The FY 2015-2016 budget includes a sewer rate increase for residential customers and a water and sewer rate increase for commercial customers. New this year, a water and sewer “Lifeline Rate” provides a discount for customers age 65 and over and/or disabled customers. Additionally, water bills include a pass through fee charged to the City by the Lone Star Ground Water Conservation District. Proposed revenues for FY 2015-2016 assume an overall growth of 3.44 percent over FY 2014-2015 projections.

Water Sales	\$12,497,829
Groundwater Conservation Fee	170,658
Sewer Charges	8,899,533
Surface Water Fee	8,396,774
Water Taps	543,173
Sewer Taps	45,482
Reconnects	62,866
Service Charges	137,138
Pretreatment Fees	191,725
Other Revenues	312,003
Intergovernmental	259,737
Transfer In	507,099
Water & Sewer Operating Fund Revenue Total	\$32,024,017

**General Obligation Debt
Service Fund
\$13,511,162**

The General Obligation (G.O.) Debt Service Fund was established to account for the payment of principal and interest on outstanding tax supported debt. When this debt was issued, property taxes were pledged to repay the bondholders. Its primary revenue source, therefore, is property taxes.

A transfer in from the Tax Increment Reinvestment Zone (TIRZ) #3 Fund is also made for bonds that were sold to benefit that zone. This TIRZ was established to fund regional roadway improvements in the City. The City and the County both dedicate a portion of the taxes received from property value growth in the TIRZ, which is used to pay the principal and interest of the bonds. The bond proceeds have been used to widen and improve portions of League Line Road, Longmire Road, First Street, Ed Kharbat Drive, Crighton Road, and Gladstell Road. As additional growth occurs in the TIRZ, more bonds will be sold for additional improvements.

An additional transfer in is made from the Conroe Industrial Development Corporation (CIDC) Fund. This transfer covers the principal and interest costs for bonds that were issued to make improvements to the park system. The CIDC fund is made up of revenues from a 1/2-cent sales tax for economic development. These park improvements qualify as permissible projects for this particular sales tax.

2015-2016 G.O. Debt Service Expenditures: \$13,511,162

2015-2016 G.O. Debt Service Revenues:

Property Taxes	\$ 9,020,202
Penalties and Interest	55,718
Interest	19,616
Transfer In	3,264,560
G.O. Debt Services Revenues Total	\$12,360,096

Water & Sewer Debt Service Fund

\$7,709,080

The Water & Sewer Debt Service Fund provides the funds necessary to retire the outstanding revenue-supported debt of the city. Debt in this category consists of revenue-supported bonds that are used to pay the cost of improvements to the city's water and wastewater system, and it is repaid with revenues collected from utility customers.

The outstanding revenue bonds were issued with a pledge to repay bondholders from water and sewer revenues. The payments on these bonds are accounted for in this fund. Its main source of revenue is a transfer of money from the Water & Sewer Operating Fund. An additional transfer in is made from the Conroe Industrial Development Corporation (CIDC) Fund. This transfer covers the principal and interest costs of the water well that was constructed in the Conroe Park North Industrial Park.

2015-2016 W&S Debt Service Expenses:	\$7,709,080
2015-2016 W&S Debt Service Revenues:	
Transfer In	\$7,709,080
Interest Revenue	-
Utility Debt Service Revenues Total	\$7,709,080

CIDC Debt Service Fund

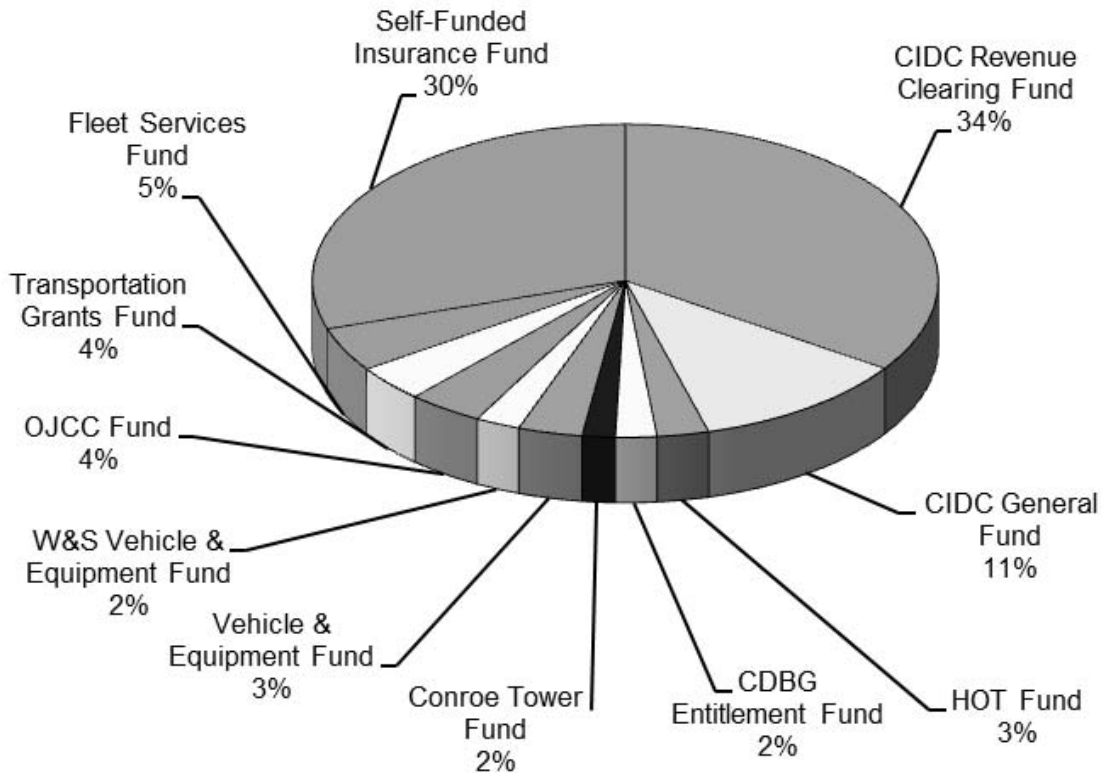
\$2,492,263

The Conroe Industrial Development Corporation (CIDC) Debt Service Fund provides the funds necessary to retire the outstanding sales tax-supported debt of the city. Debt in this category is repaid with the ½-cent sales tax for economic development.

There are two bond issues in the CIDC Debt Service Fund. The bond series issued in 2008, which was subsequently refunded in 2012, was used to acquire additional property to expand the Conroe Park North Industrial Park. The bond series issued in 2011 was used to install streets, water, sewer, and drainage infrastructure in the industrial park as well as purchase land for the Deison Technology Park. The bonds issued in 2012 were used to install infrastructure in the technology park. Its main source of revenue is a transfer from the CIDC Revenue Clearing Fund.

2015-2016 CIDC Debt Service Expenditures:	\$2,492,263
2015-2016 CIDC Debt Service Revenues:	
Transfer In	\$2,492,263
CIDC Debt Service Revenues Total	\$2,492,263

**Other Operating
Funds Expenditures
\$30,881,278
(\$18,985,931)**



Other Operating Funds

Vehicle & Equipment Replacement Fund **\$1,022,512**

The Vehicle and Equipment Replacement Fund accounts for revenues and expenses that are used to purchase replacement City vehicles and equipment for the City's general government funds. Revenue to the fund includes a transfer in from the General, Conroe Tower, Fleet Services, and OJJCC Funds.

Vehicle & Equipment Replacement Fund	\$1,022,512
Vehicle & Equipment Replacement Fund Total	\$1,022,512

W&S Vehicle & Equipment Replacement Fund **\$711,490**

The Water & Sewer (W&S) Vehicle and Equipment Replacement Fund accounts for revenues and expenses that are used to purchase replacement City vehicles and equipment that are used in the water and sewer enterprise fund. Revenue to the fund is from a transfer in from the Water & Sewer Operating Fund.

W&S Vehicle & Equipment Replacement Fund	\$711,490
W&S Vehicle & Equipment Replacement Total	\$711,490

CIDC General Fund **\$3,471,447**

In 1994, Conroe voters adopted a ½ cent sales tax for economic development. The money is controlled by a non-profit entity known as the Conroe Industrial Development Corporation (CIDC). The CIDC has a funding structure that includes three funds: CIDC Revenue Clearing, CIDC Debt Service, and CIDC General Fund. The CIDC General Fund includes expenditures for economic development incentives for companies located in the city. It also includes a transfer out to the General Obligation Debt Service Fund for the payment of principal and interest costs for bonds issued to benefit the parks system, as well as a transfer out to the Water & Sewer Debt Service Fund for the payment of principal and interest costs for the water well constructed in the Conroe Park North Industrial Park.

FY 2015-2016 BUDGET-IN-BRIEF

CIDC General Fund	\$3,471,447
CIDC General Fund Total	\$3,471,447

CIDC Revenue Clearing Fund **\$10,646,069**

The CIDC Revenue Clearing Fund was established as a pledge to creditors who purchased the bonds issued by the CIDC. The fund assures bondholders that the appropriate funding amount is withdrawn from the clearing fund each month and deposited into the debt service fund.

CIDC Revenue Clearing Fund	\$10,646,069
CIDC Revenue Clearing Fund Total	\$10,646,069

Hotel Occupancy Tax (HOT) Fund **\$822,143**

The HOT Fund accounts for revenues and expenditures that are derived from a 7% hotel occupancy tax that must be used to promote the tourism and convention industry. Expenditures support the Conroe Convention and Visitors Bureau (CVB).

Hotel Occupancy Tax (HOT) Fund	\$822,143
Hotel Occupancy Tax (HOT) Fund Total	\$822,143

CDBG Entitlement Fund **\$657,852**

The Community Development Block Grant (CDBG) Entitlement Fund was established to account for the annual payment the city receives from the US Department of Housing and Urban Development for participation in the CDBG program. CDBG funds can be used to improve areas of a community that are populated with families that earn a low to moderate income.

CDBG Entitlement Fund	\$657,852
CDBG Entitlement Fund Total	\$657,852

FY 2015-2016 BUDGET-IN-BRIEF

Conroe Tower Fund

\$525,752

The Conroe Tower Fund was established to account for the rental income and expenditures of operating the Conroe Tower. Approximately 15,000 square feet of excess space in the Tower is leased to private businesses. The fund also receives transfers from the General Fund and the Water and Sewer Operating Fund in lieu of rental payments.

Conroe Tower Fund	<u>\$525,752</u>
Conroe Tower Fund Total	\$525,752

Transportation Grants Fund

\$1,150,159

The Transportation Grants Fund was established to account for the mobility and transportation needs of the City of Conroe. Grants received from the Federal and State government along with City general funds will provide a fixed route transit service enabling riders to have greater benefits from work-related opportunities, shopping and access to governmental and medical services.

Transportation Grants Fund	<u>\$1,150,159</u>
Transportation Grants Fund Total	\$1,150,159

Fleet Services Fund

\$1,407,972

The Fleet Services Fund was established to account for revenues and expenditures associated with the City's vehicles and rolling stock equipment. Fleet Services manages the service and maintenance of the City of Conroe and other local government fleets. Fleet Services staff performs vehicle and equipment repairs, maintenance, acquisition, and disposal.

Fleet Services Fund	\$1,407,972
Fleet Services Fund Total	\$1,407,972

FY 2015-2016 BUDGET-IN-BRIEF

OJJCC Fund **\$1,202,978**

The Oscar Johnson, Jr. Community Center (OJJCC) Fund was established to account for revenues and expenditures associated with the Oscar Johnson, Jr. Community Center. The center, located on 2.5 acres south of downtown, offers recognized after-school programs and summer day camps for children. It also offers adult education classes, special events, seasonal swimming, outdoor basketball courts, and community service opportunities for teens.

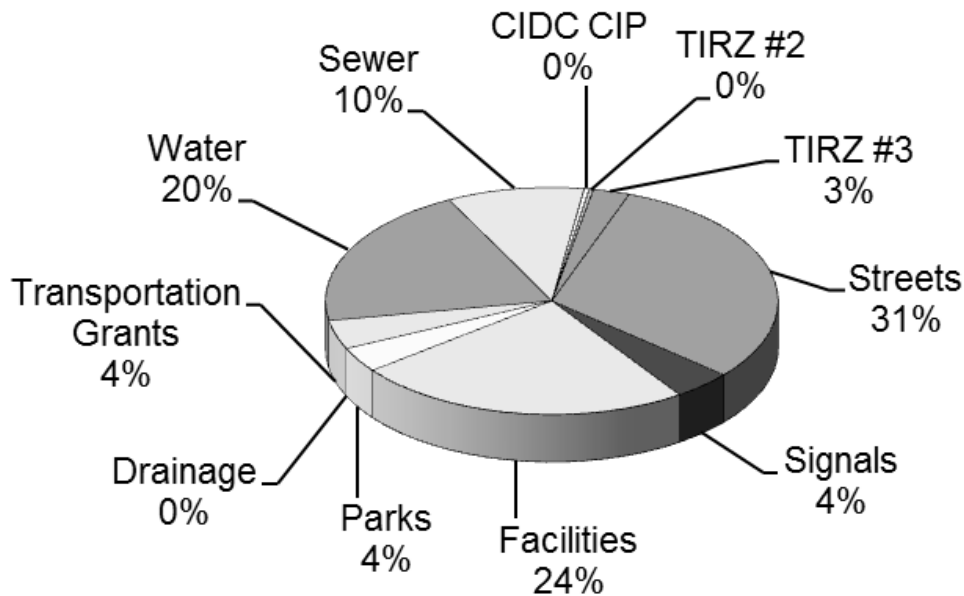
OJJCC Fund	\$1,202,978
OJJCC Fund Total	\$1,202,978

Self-Funded Insurance Fund **\$9,262,904**

The Self-Funded Insurance Fund was established to account for revenues and expenditures related to employee health, dental, and vision insurance coverage. Revenues include employer and employee contributions for health, dental, and vision insurance, and expenditures include health, dental, and vision claims as well as administration costs. Retiree insurance benefits are budgeted here as well.

Self-Funded Insurance Fund	\$9,262,904
Self-Funded Insurance Fund Total	\$9,262,904

Capital Improvement Program Expenditures \$90,668,982



Capital Improvement Program

The Capital Improvement Program (CIP) provides funding for streets, signals, facilities, parks, drainage, and transportation projects in the General Government CIP as well as projects for water and wastewater improvements in the Water and Sewer CIP. These capital assets are of significant value and generally have a useful life of twenty years or more.

The 2015-2016 Capital Improvement Program is \$90,668,982, which includes projects that are currently in progress. Of this amount, 67% are for General Government improvements, 30% are for Water & Sewer improvements, and 3% are for other expenditures such as TIRZ payments.

FY 2015-2016 BUDGET-IN-BRIEF

Major projects in these programs include:

Streets

- Roadway - Guinn Road Improvements
- Roadway Trans - Wilson Road E. Widening (I-45 to Frazier)
- Roadway - Grace Crossing Extension
- Roadway Trans - Drennan Road East Phase 2
- Street Rehab - Dugan Area
- Sidewalk - Frazier Sidewalk Improvements
- Roadway - TIRZ #3 Crighton Road Widening
- Pedestrian Access & Transit Improvements
- Roadway - Conroe MMD #1 Intersections
- Pinecrest/Woodcrest Subdivision & Forest Estates/Hunter Trail Area
- Roadway Trans - TIRZ #3 - Longmire Road Phase 2B
- Roadway Trans - M.P. Clark Road/Willis ISD

Signals

- Signals - Crighton Road at Ed Kharbat Drive
- Signals - North Loop 336 at Oxford Drive
- Signals - Loop 336 at Riverpoint
- Signals - FM 1488 at Grace Crossing
- Signals - FM 1488 at Peoples Road
- Signals - Loop 336 at Owens Drive
- Signals - Conroe MMD #1 Intersections
- Signals - Frazier Street at Foster Street
- Signals - South Loop 336 at IH-45

Facilities

- Police & Municipal Court Facility
- Fire Station #7
- Fire Department Training Facility - Phase 1

Parks

- Parks - Land Acquisition
- Dr. Martin Luther King, Jr. Park Improvements

FY 2015-2016 BUDGET-IN-BRIEF

Transportation Grants

- SH 105 Access Management & Safety
- Park and Ride at FM 2854
- Safe School Access Program - Various Locations

Water

- Water Line Rehab - Milltown Area & Woodway
- Waterline - Thousand Trails
- Water Line - Drennan East Phase 2
- Water Well #23 and Storage Tank
- Surface Water System Improvements
- Water Line - Robinwood Subdivision Replacement
- Water Line - Wilson Road East
- Robinwood Water Well Replacement (Catahoula)
- Plant No. 19 1-Million Gallon Storage Tank and Pump Station
- Water Line - 1st Street Replacement
- Water Line Relocate - Longmire Road Phase 2B
- Water Well #14 Ground Storage Tank Replacement

Sewer

- Treatment Plant - Construction of New Plant (Phase IV)
- Treatment Plant - Design & Construction of Existing Plant (Rehab)
- Sewer Line - Thousand Trails
- Sewer Rehab - SH 105/IH-45 Sewer Rehab Phase 2
- Sewer Line - State Highway 242 and FM 1488
- Sewer Line - Plantation Drive Trunk Line
- Sewer Line - Live Oak Creek
- Sewer Line Relocates - Wilson Road East

CIDC

- Signals - FM 1484 at Deison Tech Park (League Line Rd)

FY 2015-2016 Budget Preparation Calendar

February

- Budget Kickoff

March

- Operating & CIP Budget submissions due to Finance

April

- Technical reviews of budget submissions
- Operating Budget submittal meetings with City Administrator

May

- Operating & CIP Budget meetings with City Administrator
- Preliminary Appraisal Roll due from Montgomery County Central Appraisal District (MCAD)

June

- Budget meetings with City Administrator
- Mayor, City Administrator, Assistant City Administrator/CFO, and Asst. Finance Director meet to discuss proposed budget

July

- Council Retreat

FY 2015-2016 Budget Preparation Calendar

July (continued)

- Proposed Budget submitted to the City Council, placed on file with the City Secretary, & posted on City website
- Chief Appraiser certifies the appraisal roll
- Submission of Effective and Rollback Tax Rates
- Vote to consider a tax increase (if needed)
- Submission of Certified Collection Rate

August

- First public hearing on tax rate (if needed)
- Public hearing on the budget
- Second public hearing on tax rate (if needed)
- Vote to ratify the property tax rate (if needed)
- City Council adopts the FY 2015-2016 Annual Budget
- City Council adopts the FY 2015-2016 Annual Tax Rate
- City Council adopts the FY 2015-2016 Capital Improvement Program

October

- Fiscal year 2015-2016 begins

City of Conroe Profile

2015 Population 71,592
Source: City of Conroe

Square Miles 69.3
Source: City of Conroe

City Government Information
Form of Government Council-Administrator
Number of Full-time City Employees 532
Citizens Per Employee 134.6
Source: City of Conroe

Taxation Information
Property Tax Rate \$0.4200 per \$100 Assessed Value
Total Taxable Value \$6,309,739,745
Taxable Value Per Capita \$88,135
Percent Increase in Property Tax Roll
From FY 2014-2015 to FY 2015-2016 30.6%
Source: Montgomery Central Appraisal District
Sales Tax Revenue (FY 2014) \$40,261,542
Source: Texas Comptroller of Public Accounts

City Debt Information
FY 2014-2015:
Net Bonded Debt \$118,670,205
Debt Per Capita \$1,658
Debt as a Percent of Tax Base 2.1%
Source: City of Conroe

Climatological Summary
Annual Average Temperature (Daily Mean) 67°F
Annual Rainfall 41.6 Inches
Source: Weather Underground (<http://www.wunderground.com/>)

City of Conroe Profile

Transportation

Conroe-North Houston Regional Airport

Distance: 0.0 miles (located inside city limits)

Address: 10260 Carl Pickering Memorial Drive
Building 11A

Conroe, TX 77303

Website: www.lonestarairport.org

Source: Montgomery County

George Bush Intercontinental Airport

Distance: 33.5 miles

Address: 2800 North Terminal Road
Houston, TX 77032

Website: www.fly2houston.com

Source: Houston Airport System

Greater Conroe/Lake Conroe Area Chamber of Commerce

505 West Davis

Conroe, TX 77301

Phone: (936) 756-6644

www.conroe.org

Conroe Convention & Visitors Bureau

505 West Davis

Conroe, TX 77301

Phone: (936) 522-3000

www.conroecvb.net

For additional copies contact:

Finance & Administration Department

300 West Davis

Conroe, Texas 77301

(936) 522-3040

Or on the Internet at www.cityofconroe.org



CITY OF CONROE