City of Conroe, Texas Capital Improvement Program Fiscal Year 2018-2019

"To protect and serve the citizens of Conroe and exceed their expectations"

MISSION STATEMENT

From left to right, seated are Councilman Jody Czajkoski, Mayor Toby Powell, and Councilman Seth Gibson, standing are Councilman Raymond McDonald, Mayor Pro Tem Duke W. Coon, and Councilman Duane Ham.

"Protect And Serve The Citizens Of Conroe
And Exceed Their Expectations"

CITY OF CONROE

(This page intentionally left blank.)

Government Finance Officers Association of the United States and Canada

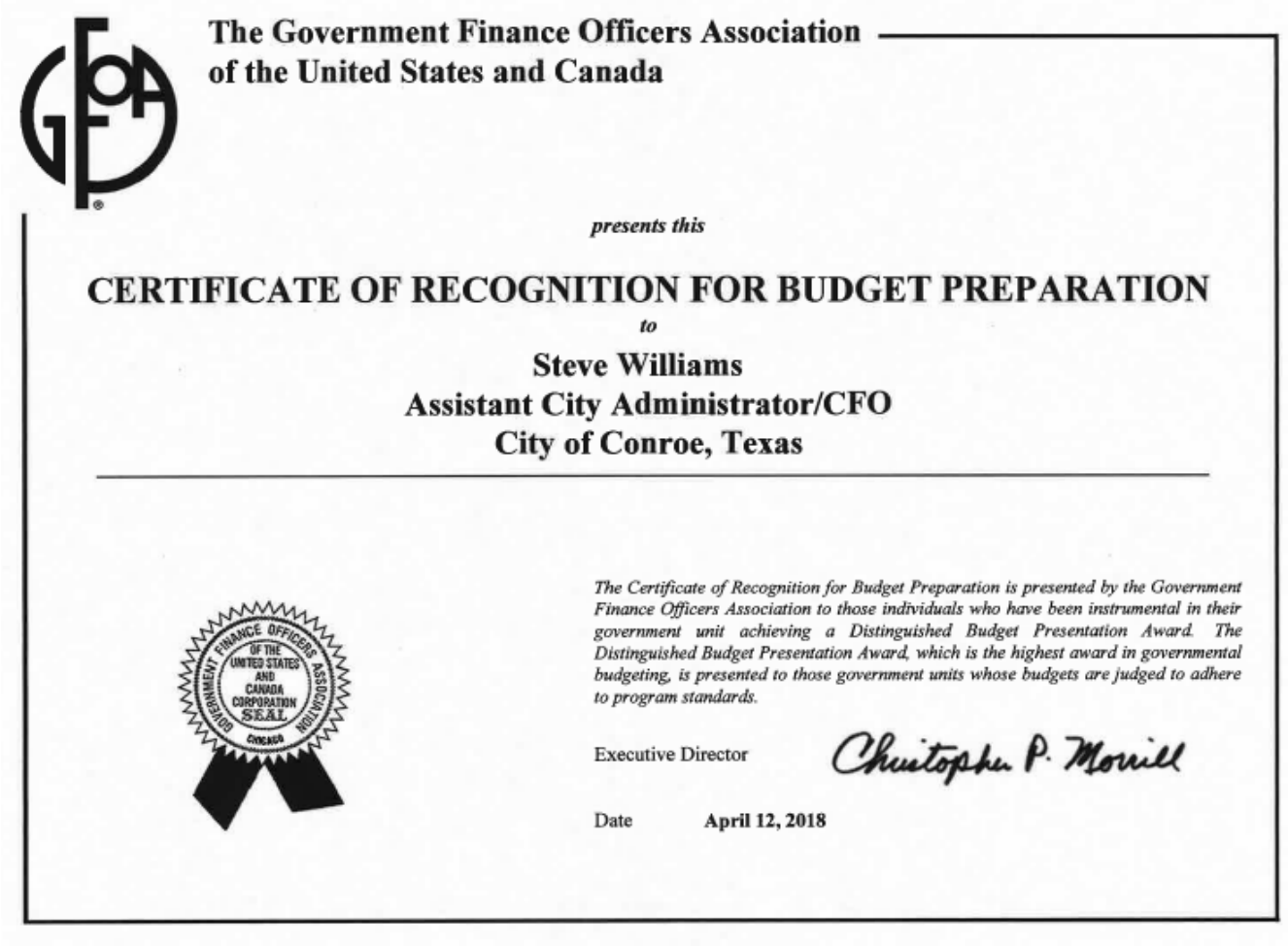

The Government Finance Officers Association of the United States and Canada

presents this

CERTIFICATE OF RECOGNITION FOR BUDGET PREPARATION

to

Steve Williams
Assistant City Administrator/CFO
City of Conroe, Texas

The Certificate of Recognition for Budget Preparation is presented by the Government Finance Officers Association to those individuals who have been instrumental in their government unit achieving a Distinguished Budget Presentation Award. The Distinguished Budget Presentation Award, which is the highest award in governmental budgeting, is presented to those government units whose budgets are judged to adhere to program standards.

Executive Director

Date April 12, 2018

The Government Finance Officers Association of the United States and Canada (GFOA) presented an award of Distinguished Presentation to the City of Conroe for its annual budget for the fiscal year beginning October 1, 2017.

In order to receive this award, a governmental unit must publish a budget document that meets program criteria as a policy document, as an operations guide, as a financial plan, and as a communication device.

The award is valid for a period of one year only. We believe our current budget continues to conform to program requirements, and we are submitting it to GFOA to determine its eligibility for another award.

City of Conroe

(This page intentionally left blank.)

City of Conroe
2018- 2019

Listing of City Officials

Elected Officials

Mayor	Toby Powell
Councilman Place 1	Duane Ham
Councilman Place 2	Seth Gibson
Councilman Place 3 – Mayor ProTem	Duke W. Coon
Councilman Place 4	Raymond McDonald
Councilman Place 5	Jody Czajkoski
Municipal Court Judge	Mike Davis

Appointed Officials

City Administrator	Paul Virgadamo, Jr.
City Secretary	Soco Gorjon
City Attorney	Marcus Winberry
Assistant City Administrator/Chief Financial Officer	Steve Williams
Director of Capital Projects/Transportation	Tommy Woolley
Police Chief	Jeff Christy
Fire Chief	Ken Kreger
Director of Human Resources	Andre Houser
Director of Parks & Recreation	Mike Riggens
Director of Public Works	Norman McGuire
Director of Community Development	Nancy Mikeska
Executive Director of Conroe Industrial Development Corporation	Danielle Scheiner

CITY OF CONROE

(This page intentionally left blank.)

City of Conroe
Capital Budget for Fiscal Year 2018-2019

Table of Contents

INTRODUCTION

Mayor's Message 1
Summary of Operating Budget Impact 5
Summary of Multi-Year Plan for Funding
General Government Capital Projects 11
Water and Sewer Capital Projects 13
Conroe Industrial Development Corporation (CIDC) Capital Projects 14

STREET IMPROVEMENTS 15

SIGNALS IMPROVEMENTS 81

FACILITIES IMPROVEMENTS 101

PARKS IMPROVEMENTS 109

DRAINAGE IMPROVEMENTS 115

TRANSPORTATION GRANTS 131

WATER IMPROVEMENTS 133

SEWER IMPROVEMENTS 191

CIDC IMPROVEMENTS 251

FUND SUMMARIES 267

Streets CIP 268
Facilities CIP 271
General Government CIP 273
Water CIP 276
Sewer CIP 278
Water & Sewer CIP 284
CIDC CIP 286
Tax Increment Reinvestment Zone #3 – Street Improvements 288
Conroe MMD #1 – Reimbursement Agreement 289
Conroe MMD #1 – Economic Development 290

City of Conroe

(This page intentionally left blank.)

Office of the Mayor

CITY OF CONROE

Est. 1904

October 1, 2018

To the members of the City Council of the City of Conroe, Texas:

Each fiscal year, a capital budget is submitted separate and apart from the operating budget. The reason for a separate capital budget is to more carefully track capital projects and to more accurately fund them from year to year. This letter outlines the key components of our program.

The multi-year Capital Improvement Program (CIP) provides a detailed plan for addressing the capital needs of the City over the next ten fiscal years. However, even though it is a multi-year plan, this budget only appropriates funding for the next fiscal year (i.e., October 1, 2018, through September 30, 2019). For financial planning purposes, we have targeted addressing the projects slated for the next one to ten years, with the intention of evaluating the plan on an annual basis.

Our CIP is a progressive plan to improve Conroe's infrastructure using a mixture of current revenues, government grants, and various types of bonded debt. The program includes projects related to streets, signals, facilities, parks, and drainage in the General Government CIP and projects for water and wastewater improvements in the Water and Sewer CIP. Infrastructure projects for the expansion of Conroe Park North Industrial park, to be funded by the Conroe Industrial Development Corporation (CIDC), are separated into the CIDC CIP. Also included are other CIP funds such as the Tax Increment Reinvestment Zone #3 fund and the Conroe Municipal Management District No. 1 funds.

General Government Capital Projects

The General Government capital projects budgeted for FY18-19, by category, are as follows:

Category	# of Projects	Authorized Prior Fiscal Year	New Authorization	**FY 18-19 Budget**
Streets	24	$ 908,000	$ 40,398,000	**$ 41,306,000**
Signals	4	-	1,201,000	**1,201,000**
Facilities	3	770,000	3,576,000	**4,346,000**
Parks	2	-	6,535,000	**6,535,000**
Drainage	6	-	3,121,000	**3,121,000**
Transportation Grants	0	-	-	**-**
	39	$ 1,678,000	$ 54,831,000	**$ 56,509,000**

Water and Sewer Capital Projects

The Water and Sewer capital projects budgeted for FY18-19, by category, are as follows:

Category	# of Projects	Authorized Prior Fiscal Year	New Authorization	**FY 18-19 Budget**
Water	19	$ 400,000	$ 26,437,000	**$ 26,837,000**
Sewer	10	1,676,000	40,179,000	**41,855,000**
	29	$ 2,076,000	$ 66,616,000	**$ 68,692,000**

Conroe Industrial Development Corporation (CIDC) Capital Projects

In FY 17-18, the Conroe Industrial Development Corporation (CIDC) purchased 610 acres to expand the Conroe Park North Industrial Park. The capital projects included in the FY 18-19 CIP are for installing infrastructure such as streets, signals, water, and sewer improvements specifically for this expansion.

Category	# of Projects	Authorized Prior Fiscal Year	New Authorization	**FY 18-19 Budget**
Streets	2	$ -	$ 16,540,000	**$ 16,540,000**
Signals	2	-	700,000	**700,000**
Water	2	-	3,492,000	**3,492,000**
Sewer	1	-	3,002,000	**3,002,000**
	7	$ -	$ 23,734,000	**$ 23,734,000**

Other capital funds will be budgeted in FY 18-19, including:

Fund 079 - Tax Increment Reinvestment Zone #3 (Street Improvements)

TIRZ #3 was established in 2001 to generate money for street improvements to serve an expected surge in housing starts. The zone includes areas south, west, and northwest of the city where development activity is scheduled to occur. All property tax revenue that is generated by increased values in the zone that is above the base value when the TIRZ was created will be deposited to this fund. In addition, the county will contribute property tax revenue to the TIRZ based on a 0.30¢ tax rate. The funds will be used to support the debt service payments on the certificates of obligation issued for improvements in the TIRZ.

Fund 101 - Conroe MMD #1 - Reimbursement Agreement

The City and the developer of Grand Central Park, acting through the Conroe Municipal Management District No. 1 (Conroe MMD #1) entered into a Reimbursement Agreement in 2013. The developer and district agreed to construct and pay for infrastructure costs necessary for development of the property. The City agreed to reimburse the District for the improvement costs, in installment payments, not to

exceed $10,000,000 plus interest, in accordance with the terms of the agreement. Payments are based on the incremental value growth of the taxes levied on residential property within the District.

Fund 102 - Conroe MMD #1 - Economic Development

The City and the developer of Grand Central Park, acting through the Conroe MMD #1 entered into a Economic Development Agreement in 2013. The developer and district agreed to construct and pay for costs necessary for development of the property. The City has agreed to reimburse the District for improvement costs, in installment payments, not to exceed $10,000,000 plus interest, in accordance with the terms of the agreement. Payments are based on the incremental value growth of the taxes levied on non-residential property within the District, as well as a portion of the Sales Tax Revenue collected by the City from the non-residential property in the District.

HUD Section 108 Guaranteed Loan Fund

The City has been approved for a loan from the Housing and Urban Administration Program. The loan allowed the City to administer a downtown façade improvement program. The loan is repaid from a portion of the money that the City receives from HUD's Community Development Block Grant program. The loan will be completely repaid in 2022.

Impact on the Operating Budget

Some projects included in the CIP will have operating and maintenance (O&M) costs that must be funded in the operating budget. Included in this section, a "Summary of Operating Budget Impact", shows the estimated costs of each project on the operating budget.

General government project O&M costs will be funded in the General Fund. Over the 10-year CIP, the estimated O&M costs are $225,000. These costs are projected for the Sign Maintenance and Operations Building and for Carl Barton, Jr. Park.

Water & sewer project O&M costs will be funded in the Water & Sewer Operating Fund. Over the 10-year CIP, the estimated O&M costs are $20,762,114. These costs are projected for the operations of the new wastewater treatment plant and will have to be funded by increasing water & sewer revenue or decreasing current expenses.

Summary

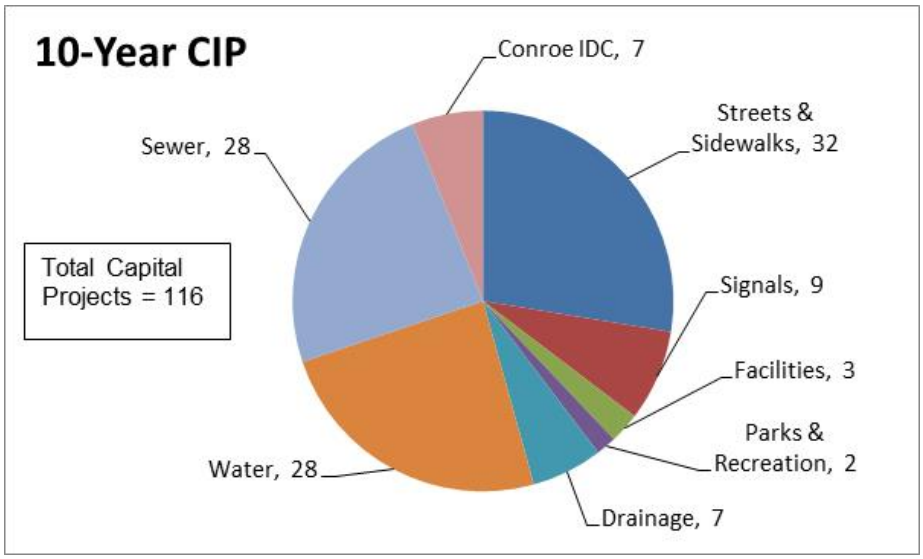

Even though the CIP is a multi-year plan, only its first year is adopted as the annual capital budget. Currently, the overall list of needs identified in the 10-year CIP totals $290,444,000, with the first year being $148,935,000. The largest costs in the 10-year CIP are for sewer, streets, and water projects. The CIP will be funded from various sources, including revenue bonds, certificates of obligation, and current funds. The funding for these projects is either already in place or has been properly planned for; therefore, I respectfully submit this capital budget for your review and approval.

Respectfully submitted,

Toby Powell

Toby Powell
Mayor

City of Conroe
Summary of Operating Budget Impact
FY 2018-2019

General Government Capital Projects

Fund - Project	Project Code	2018-2019	2019-2020	2020-2021	2021-2022	2022-2023	2023-2028	TOTAL PROJECT COST
Revenues:								
None		-	-	-	-	-	-	-
Total Revenues		**-**	**-**	**-**	**-**	**-**	**-**	**-**
Expenditures:								
Facilities CIP - Sign Maintenance and Operations Building	G37	(10,000)	(11,000)	(12,000)	(13,000)	(14,000)	(75,000)	**(135,000)**
Parks CIP - Carl Barton, Jr. Park Improvements	G25	-	(10,000)	(10,000)	(10,000)	(10,000)	(50,000)	**(90,000)**
Total Expenditures		**(10,000)**	**(21,000)**	**(22,000)**	**(23,000)**	**(24,000)**	**(125,000)**	**(225,000)**

Water and Sewer Capital Projects

Fund - Project	Project Code	2018-2019	2019-2020	2020-2021	2021-2022	2022-2023	2023-2028	TOTAL PROJECT COST
Revenues:								
None		-	-	-	-	-	-	-
Total Revenues		**-**	**-**	**-**	**-**	**-**	**-**	**-**
Expenditures:								
Sewer CIP - Treatment Plant - Construction of New Plant (Phase IV)	975	-	-	(1,546,507)	(2,537,566)	(2,602,845)	(14,075,196)	**(20,762,114)**
Total Expenditures		**-**	**-**	**(1,546,507)**	**(2,537,566)**	**(2,602,845)**	**(14,075,196)**	**(20,762,114)**

CERTIFICATE FOR ORDINANCE

I.

On the 23rd of August, 2018, the City Council of the City of Conroe, Texas consisting of the following qualified members, to-wit: **Toby Powell, Mayor; Duke W. Coon, Mayor Pro Tem, Council Members Jody Czajkoski, Seth Gibson, Duane Ham and Raymond McDonald,** did convene in public session in the Council Chambers of the City Hall at 300 West Davis in Conroe, Texas. The roll being first called, a quorum was established, all members being present. The Meeting was open to the public and public notice of the time, place and purpose of the Meeting was given, all as required by Chapter 551, Texas Government Code.

II.

WHEREUPON, AMONG OTHER BUSINESS transacted, the Council considered adoption of the following written Ordinance, to-wit:

ORDINANCE NO. 2420-18

AN ORDINANCE OF THE CITY COUNCIL OF THE CITY OF CONROE, TEXAS, PROVIDING FOR INTERFUND TRANSFERS; ADOPTING A MUNICIPAL CAPITAL BUDGET FOR THE FISCAL YEAR BEGINNING OCTOBER 1, 2018, AND ENDING SEPTEMBER 30, 2019; APPROPRIATING FUNDS IN ACCORDANCE WITH THE BUDGET; PROVIDING FOR EFFECTIVE DATE AND ORDAINING OTHER RELATED MATTERS

III.

Upon motion of Council Member Gibson, seconded by Council Member McDonald, all members present voted for adoption of the Ordinance, except the following: No one voted against and no one abstained. A majority of those Council Members present having voted for adoption, the presiding officer declared the Ordinance passed and adopted.

IV.

A true, full and correct copy of the Ordinance adopted at the Meeting is attached to and follows this Certificate.

SIGNED AND SEALED this 23rd day of August, 2018.

SOCO M. GORJON, City Secretary

ORDINANCE NO. 2420-18

AN ORDINANCE OF THE CITY COUNCIL OF THE CITY OF CONROE, TEXAS, PROVIDING FOR INTERFUND TRANSFERS; ADOPTING A MUNICIPAL CAPITAL BUDGET FOR THE FISCAL YEAR BEGINNING OCTOBER 1, 2018, AND ENDING SEPTEMBER 30, 2019; APPROPRIATING FUNDS IN ACCORDANCE WITH THE BUDGET; PROVIDING FOR EFFECTIVE DATE AND ORDAINING OTHER RELATED MATTERS

* * * * * * * * * * *

WHEREAS, the Mayor of the City of Conroe, Texas, has submitted to the City Council a proposed capital budget for the fiscal year beginning October 1, 2018, and ending September 30, 2019; and

WHEREAS, the proposed capital budget sets out in detail the resources and estimated revenues of each capital project fund, together with the proposed expenditures within each such fund, all in accordance with the applicable provisions of the Home Rule Charter; and

WHEREAS, the City Council has considered the proposed capital budget and made such changes as it considers warranted by law and in the best interest of the municipal taxpayers:

NOW, THEREFORE, BE IT ORDAINED BY THE CITY COUNCIL OF THE CITY OF CONROE, TEXAS:

Section 1. That such proposed capital budget, including the estimated revenues and proposed expenditures within and each Special Project Fund is hereby approved and adopted as the Municipal Capital Budget for the Fiscal Year beginning October 1, 2018, and ending September 30, 2019.

Section 2. That the monies hereinafter set out within each fund are hereby appropriated out of each such respective Fund for the payment of expenses lawfully attributable to such Fund, all as itemized in the budget. That the following funds are hereby appropriated:

Capital Budget for FY 18-19

General Government:	
Street Improvements	$ 41,306,000
Signals	1,201,000
Facilities	4,346,000
Parks	6,535,000
Drainage	3,121,000
Transportation Grants	-
Total	$ 56,509,000
Water & Sewer:	
Water	$ 26,837,000
Sewer	41,855,000
Total	$ 68,692,000
Conroe Industrial Development Corporation:	
Street Improvements	$ 16,540,000
Signals	700,000
Water	3,492,000
Sewer	3,002,000
Total	$ 23,734,000
Other Capital Funds:	
TIRZ #3	$ 3,754,137
Conroe MMD #1 - Reimbursement Agreement	-
Conroe MMD #1 - Economic Development	-
	$ 3,754,137
Total FY 18-19 Appropriation	**$ 152,689,137**

Section 3. That the capital budget may be amended from time to time as provided by law for the purposes of authorizing emergency expenditures or for municipal purposes, provided however, no obligation shall be incurred or any expenditure made except in conformity with the capital budget.

Section 4. (a) That, the Assistant City Administrator/Chief Financial Officer may, at any time with the consent of the City Administrator, transfer any unencumbered appropriation from one line item to another line item within the same Department, provided however, that no unencumbered appropriation may be transferred from one Department or Fund to another except upon the express approval of the City Council.

Section 5. That this ordinance shall be effective immediately of and from adoption.

PASSED AND APPROVED this the 23rd day of August, 2018.

TOBY POWELL, Mayor

APPROVED AS TO FORM:

MARCUS L. WINBERRY, City Attorney

ATTEST:

SOCO M. GORJON, City Secretary

CITY OF CONROE

(This page intentionally left blank.)

City of Conroe
General Government Capital Projects
SUMMARY OF MULTI-YEAR PLAN FOR FUNDING
FY 2018-2019 Adopted

PROJECT	Project Code	Rank	Prior Fiscal Years	2018-2019	2019-2020	2020-2021	2021-2022	2022-2023	2023-2028	TOTAL PROJECT COST	OTHER SOURCES		ISSUED DEBT (G.O. BONDS & C.O.s)		NEW DEBT	2018-2019	2019-2020	2020-2021	2021-2022	2022-2023	2023-2028
			CONSTRUCTION SCHEDULE								FUNDING SOURCES					DEBT ISSUANCE SCHEDULE					
STREETS:																					
Railroad Crossing Upgrade - Crighton Road at IH-45	G70	0	-	-	-	-	-	-	-	**-**	-		-		1,374,000	1,374,000	-	-	-	-	-
Street Repair - North Thompson - Street Pavers	G53	0	-	-	-	-	-	-	-	**-**	-		-		500,000	500,000	-	-	-	-	-
Estates of Wedgewood Falls	n/a	0	-	-	-	-	-	-	-	**-**	-		-		1,966,000	1,966,000	-	-	-	-	-
Longmire Creek Estates - Phase I	n/a	0	-	-	-	-	-	-	-	**-**	-		-		973,000	973,000	-	-	-	-	-
Roadway Trans - Wilson Road E. Widening (IH-45 to Frazier)	914	C01	-	479,000	-	-	-	-	-	**479,000**	-		-		3,177,000	3,177,000	-	-	-	-	-
Roadway Trans - Grace Crossing Extension	F58	C02	-	405,000	-	-	-	-	-	**405,000**	-		-		445,000	445,000	-	-	-	-	-
Pedestrian Access & Transit Improvements	941	C03	150,000	-	-	-	-	-	-	**150,000**	150,000	1	-		-	-	-	-	-	-	-
Road Extension - Freedom Boulevard (CIDC and Montgomery County)	G35	C04	723,000	-	-	-	-	-	-	**723,000**	723,000	17, 4	-		-	-	-	-	-	-	-
Roadway Trans - TIRZ #3 - Longmire Road Phase 2B	669	C05	-	6,409,000	-	-	-	-	-	**6,409,000**	-		-		6,409,000	6,409,000	-	-	-	-	-
Roadway Trans - TIRZ #3 - Longmire Road Phase 3	604	C06	-	9,500,000	-	-	-	-	-	**9,500,000**	-		-		9,500,000	9,500,000	-	-	-	-	-
Road Widening with Improvements - Old Conroe Road South Section	G58	C07	-	825,000	5,400,000	-	13,500,000	-	-	**19,725,000**	-		-		19,725,000	825,000	5,400,000	-	13,500,000	-	-
Road Widening with Improvements - TIRZ #3 - Old Conroe Road North Section	TBD	C07	-	275,000	1,800,000	-	4,500,000	-	-	**6,575,000**	-		-		6,575,000	275,000	1,800,000	-	4,500,000	-	-
Sidewalk & Pedestrian Bridges - Freedom Boulevard	G47	C08	35,000	802,000	-	-	-	-	-	**837,000**	-		35,000	(aw)	802,000	802,000	-	-	-	-	-
Roadway Extension - Camelot Street	G57	C09	-	2,124,000	-	-	-	-	-	**2,124,000**	-		-		2,390,000	2,390,000	-	-	-	-	-
Street Rehab - Conroe Park Drive and Pollok Dr (CIDC)	G59	C10	-	3,075,000	-	-	-	-	-	**3,075,000**	3,075,000	14, 4	-		-	-	-	-	-	-	-
Street Rehab - Pollok Drive (CIDC)	G60	C11	-	2,724,000	-	-	-	-	-	**2,724,000**	2,724,000	14, 4	-		-	-	-	-	-	-	-
Street Rehab - Conroe Park Drive (CIDC)	G61	C12	-	4,047,000	-	-	-	-	-	**4,047,000**	4,047,000	14, 4	-		-	-	-	-	-	-	-
3rd Bus Route Improvements	G83	1	-	329,000	-	-	-	-	-	**329,000**	329,000	5	-		-	-	-	-	-	-	-
Street Rehab - Westview Boulevard and Montgomery Park Boulevard	G84	2	-	163,000	2,103,000	-	-	-	-	**2,266,000**	-		-		2,266,000	163,000	2,103,000	-	-	-	-
Street Rehab - Tanglewood/Briarwood Phase IA	G85	3	-	1,980,000	1,804,000	-	-	-	-	**3,784,000**	-		-		3,784,000	1,980,000	1,804,000	-	-	-	-
Street Rehab - Brass Nail Road	G86	4	-	1,270,000	-	-	-	-	-	**1,270,000**	-		-		1,270,000	1,270,000	-	-	-	-	-
Street Rehab - Milltown Area Phase II	G87	5	-	1,648,000	-	-	-	-	-	**1,648,000**	-		-		1,648,000	1,648,000	-	-	-	-	-
Underground Utilities SH 105, IH-45 to SH 75 (CIDC)	G88	6	-	1,591,000	-	-	-	-	-	**1,591,000**	1,591,000	4	-		-	-	-	-	-	-	-
Roadway Extension - Grace Crossing Loop	G89	7	-	670,000	-	-	-	-	-	**670,000**	-		-		670,000	670,000	-	-	-	-	-
Sidewalk - League Line Road	G14	0	-	-	-	-	-	-	-	**-**	-		-		72,000	72,000	-	-	-	-	-
Sidewalk - Silverdale Drive	G90	S01	-	428,000	-	-	-	-	-	**428,000**	-		-		428,000	428,000	-	-	-	-	-
Sidewalk - Sgt. Ed Holcomb Blvd	G91	S02	-	334,000	-	-	-	-	-	**334,000**	-		-		334,000	334,000	-	-	-	-	-
Sidewalk - Metcalf	TBD	S03	-	-	311,000	-	-	-	-	**311,000**	-		-		311,000	-	311,000	-	-	-	-
Sidewalk - Semands Street	G92	S04	-	540,000	-	-	-	-	-	**540,000**	-		-		540,000	540,000	-	-	-	-	-
Sidewalk - Westview Boulevard	G93	S05	-	780,000	-	-	-	-	-	**780,000**	-		-		780,000	780,000	-	-	-	-	-
Sidewalk - River Pointe Drive	TBD	S06	-	-	256,000	-	-	-	-	**256,000**	-		-		256,000	-	256,000	-	-	-	-
Sidewalk - Loop 336 North	TBD	S07	-	-	-	194,000	-	-	-	**194,000**	-		-		194,000	-	-	194,000	-	-	-
SUBTOTAL			**908,000**	**40,398,000**	**11,674,000**	**194,000**	**18,000,000**	**-**	**-**	**71,174,000**	**12,639,000**		**35,000**		**66,389,000**	**36,521,000**	**11,674,000**	**194,000**	**18,000,000**	**-**	**-**

SIGNALS:			CONSTRUCTION SCHEDULE								FUNDING SOURCES					DEBT ISSUANCE SCHEDULE					
PROJECT	Project Code	Rank	Prior Fiscal Years	2018-2019	2019-2020	2020-2021	2021-2022	2022-2023	2023-2028	TOTAL PROJECT COST	OTHER SOURCES		ISSUED DEBT (G.O. BONDS & C.O.s)		NEW DEBT	2018-2019	2019-2020	2020-2021	2021-2022	2022-2023	2023-2028
Signal - FM 1488 at Grace Crossing	F54	0	-	-	-	-	-	-	-	**-**	-		-		375,000	375,000	-	-	-	-	-
Signal - SH 75 at Wilson Road	G16	0	-	-	-	-	-	-	-	**-**	-		-		402,000	402,000	-	-	-	-	-
Signal - League Line at MP Clark	G54	0	-	-	-	-	-	-	-	**-**	-		-		361,000	361,000	-	-	-	-	-
Signal - Loop 336 at South Conroe Medical Drive	G56	0	-	-	-	-	-	-	-	**-**	-		-		325,000	325,000	-	-	-	-	-
Signal Upgrades - City Wide Flashing Yellow Arrows (5-year Plan)	G94	1	-	250,000	258,000	265,000	273,000	281,000	-	**1,327,000**	-		-		1,327,000	250,000	258,000	265,000	273,000	281,000	-
Signal System Upgrades - City Wide Radars (5-year Plan)	G95	2	-	275,000	283,000	291,000	300,000	309,000	-	**1,458,000**	-		-		1,458,000	275,000	283,000	291,000	300,000	309,000	-
Signal - Bois D'Arc Bend at Walden Road (Montgomery County)	G96	3	-	326,000	-	-	-	-	-	**326,000**	163,000	17	-		163,000	163,000	-	-	-	-	-
Signal - Sgt. Ed Holcomb at Camelot	G97	4	-	350,000	-	-	-	-	-	**350,000**	-		-		350,000	350,000	-	-	-	-	-
Signal - Longmire Road at Wedgewood Blvd.	TBD	5	-	-	377,000	-	-	-	-	**377,000**	-		-		377,000	-	377,000	-	-	-	-
SUBTOTAL			**-**	**1,201,000**	**918,000**	**556,000**	**573,000**	**590,000**	**-**	**3,838,000**	**163,000**		**-**		**5,138,000**	**2,501,000**	**918,000**	**556,000**	**573,000**	**590,000**	**-**

Other Sources Notes:

1. Grant Funds
2. Interest Income
3. TXDOT Reimbursement
4. Transfer From Other Fund(s)
5. General Fund
6. Water & Sewer Construction
7. 4B Sales Tax
8. Eligible for payment by 4B Sales Taxes
9. Land Swap Proceeds
10. Del Lago Settlement
11. 2006 Land Sale Proceeds (7310-9030)
12. Donations
13. Contributions
14. Industrial/Tech Park Land Sale Proceeds
15. Sale of Land or Property
16. Developer Reimbursement
17. Intergovernmental

Issued Debt Notes (Certificates of Obligation - COs):

(a) 2001 COs - 075-7500
(b) 2006 COs - 075-7520
(c) 2005 COs - 042-4200
(d) 2001 COs - 063-6310
(e) 2007 COs - 075-7530
(f) 2007 COs - 073-7320
(g) 2007 COs - 063-6320
(h) 2007 COs - 042-4210
(i) 2008 COs - 075-7540
(j) 2008 COs - 073-7330
(k) 2008 COs - 063-6330
(l) 2009 COs - 075-7550
(m) 2009 COs - 041-4110
(n) 2009 COs - 073-7340
(o) 2009 COs - 063-6340
(p) 2009 COs - 042-4230
(q) 2000 COs - 073-7300
(r) 2005 COs - 073-7310
(s) 2010 COs - 075-7560
(t) 2010 COs - 042-4240
(u) 2010 COs - 073-7350
(v) 2010 COs - 063-6350
(w) 2006 COs - 056-5610
(x) 2011 COs - 075-7570
(y) 2011 COs - 042-4250
(z) 2011 COs - 073-7360
(aa) 2011 COs - 063-6360
(ab) 2012 COs - 075-7580
(ac) 2012 COs - 063-6370
(ad) 2005 COs - 041-4100
(ae) 2014 COs - 073-7390
(af) 2014 COs - 041-4130
(ah) 2014 COs - 075-7511
(ai) 2013 COs - 063-6380
(aj) 2014 COs - 042-4270
(ak) 2014 COs - 046-4600
(al) 2014 COs - 063-6390
(am) 2015 COs - 075-7512
(an) 2015 CO's - 041-4140
(ao) 2015 CO's - 042-4280
(ap) 2015 COs - 073-7311
(aq) 2015 COs - 046-4610
(ar) 2015 COs - 056-5650
(as) 2016 COs - 075-7513
(at) 2016 COs - 041-4150
(au) 2016 COs - 042-4290
(av) 2016 COs - 046-4620
(aw) 2017-A COs - 075-7514
(ax) 2017-A COs - 041-4160
(ay) 2017-A COs - 042-4211
(az) 2017-A COs - 073-7313

City of Conroe
General Government Capital Projects
SUMMARY OF MULTI-YEAR PLAN FOR FUNDING
FY 2018-2019 Adopted

FACILITIES:			CONSTRUCTION SCHEDULE								FUNDING SOURCES					DEBT ISSUANCE SCHEDULE					
PROJECT	Project Code	Rank	Prior Fiscal Years	2018-2019	2019-2020	2020-2021	2021-2022	2022-2023	2023-2028	TOTAL PROJECT COST	OTHER SOURCES		ISSUED DEBT (G.O. BONDS & C.O.s)		NEW DEBT	2018-2019	2019-2020	2020-2021	2021-2022	2022-2023	2023-2028
Sign Maintenance and Operations Building	G37	C	770,000	26,000	-	-	-	-	-	**796,000**	-		770,000	(ay)	26,000	26,000	-	-	-	-	-
Conroe Police Department Training and Classroom Building	TBD	1	-	600,000	2,300,000	-	-	-	-	**2,900,000**	1,200,000	4	-		1,700,000	-	1,700,000	-	-	-	-
Fleet Services Facilities	TBD	2	-	2,950,000	-	-	-	-	-	**2,950,000**	-		-		2,950,000	2,950,000	-	-	-	-	-
SUBTOTAL			**770,000**	**3,576,000**	**2,300,000**	**-**	**-**	**-**	**-**	**6,646,000**	**1,200,000**		**770,000**		**4,676,000**	**2,976,000**	**1,700,000**	**-**	**-**	**-**	**-**

PARKS:			CONSTRUCTION SCHEDULE								FUNDING SOURCES					DEBT ISSUANCE SCHEDULE					
PROJECT	Project Code	Rank	Prior Fiscal Years	2018-2019	2019-2020	2020-2021	2021-2022	2022-2023	2023-2028	TOTAL PROJECT COST	OTHER SOURCES		ISSUED DEBT (G.O. BONDS & C.O.s)		NEW DEBT	2018-2019	2019-2020	2020-2021	2021-2022	2022-2023	2023-2028
Aquatic Center Improvements (CIDC)	G33	C1	-	3,500,000	-	-	-	-	-	**3,500,000**	3,500,000	4	-		-	-	-	-	-	-	-
Carl Barton, Jr. Park Improvements	G25	C2	-	3,035,000	-	-	-	-	-	**3,035,000**	-		-		3,035,000	3,035,000	-	-	-	-	-
SUBTOTAL			**-**	**6,535,000**	**-**	**-**	**-**	**-**	**-**	**6,535,000**	**3,500,000**		**-**		**3,035,000**	**3,035,000**	**-**	**-**	**-**	**-**	**-**

DRAINAGE:			CONSTRUCTION SCHEDULE								FUNDING SOURCES					DEBT ISSUANCE SCHEDULE					
PROJECT	Project Code	Rank	Prior Fiscal Years	2018-2019	2019-2020	2020-2021	2021-2022	2022-2023	2023-2028	TOTAL PROJECT COST	OTHER SOURCES		ISSUED DEBT (G.O. BONDS & C.O.s)		NEW DEBT	2018-2019	2019-2020	2020-2021	2021-2022	2022-2023	2023-2028
Flood Protection - Police Training Facility/Gun Range	TBD	1	-	400,000	2,600,000	-	-	-	-	**3,000,000**	-		-		3,000,000	400,000	2,600,000	-	-	-	-
Flood Protection - Southwest Wastewater Treatment Plant	G98	2	-	400,000	2,600,000	-	-	-	-	**3,000,000**	-		-		3,000,000	400,000	2,600,000	-	-	-	-
Mitigation - Stewart Creek	G99	3	-	511,000	-	-	-	-	-	**511,000**	150,000	5	-		361,000	361,000	-	-	-	-	-
Drainage System - Bois D'Arc Bend at Walden Road (Montgomery County)	H28	4	-	300,000	-	-	-	-	-	**300,000**	150,000	17	-		150,000	150,000	-	-	-	-	-
Rehab - Live Oak Creek	H01	5	-	732,000	-	-	-	-	-	**732,000**	-		-		732,000	732,000	-	-	-	-	-
Rehab - Alligator Creek Phase 1	TBD	6	-	-	-	2,737,000	1,296,000	-	-	**4,033,000**	-		-		4,033,000	-	-	2,737,000	1,296,000	-	-
Rehab - Crighton Ridge	H02	7	-	778,000	-	-	-	-	-	**778,000**	-		-		778,000	778,000	-	-	-	-	-
SUBTOTAL			**-**	**3,121,000**	**5,200,000**	**2,737,000**	**1,296,000**	**-**	**-**	**12,354,000**	**300,000**		**-**		**12,054,000**	**2,821,000**	**5,200,000**	**2,737,000**	**1,296,000**	**-**	**-**

TRANSPORTATION GRANTS:			CONSTRUCTION SCHEDULE								FUNDING SOURCES					DEBT ISSUANCE SCHEDULE					
PROJECT	Project Code	Rank	Prior Fiscal Years	2018-2019	2019-2020	2020-2021	2021-2022	2022-2023	2023-2028	TOTAL PROJECT COST	OTHER SOURCES		ISSUED DEBT (G.O. BONDS & C.O.s)		NEW DEBT	2018-2019	2019-2020	2020-2021	2021-2022	2022-2023	2023-2028
None	-	-	-	-	-	-	-	-	-	**-**	-		-		-	-	-	-	-	-	-
SUBTOTAL			**-**	**-**	**-**	**-**	**-**	**-**	**-**	**-**	**-**		**-**		**-**	**-**	**-**	**-**	**-**	**-**	**-**

GRAND TOTAL			**1,678,000**	**54,831,000**	**20,092,000**	**3,487,000**	**19,869,000**	**590,000**	**-**	**100,547,000**	**17,802,000**		**805,000**		**91,292,000**	**47,854,000**	**19,492,000**	**3,487,000**	**19,869,000**	**590,000**	**-**
Estimated City Engineering Adjustment			-	-	-	-	-	-	-	**-**	-		-		-	-	-	-	-	-	-
ADJUSTED GRAND TOTAL			**1,678,000**	**54,831,000**	**20,092,000**	**3,487,000**	**19,869,000**	**590,000**	**-**	**100,547,000**	**17,802,000**		**805,000**		**91,292,000**	**47,854,000**	**19,492,000**	**3,487,000**	**19,869,000**	**590,000**	**-**

Other Sources Notes:

1. Grant Funds
2. Interest Income
3. TXDOT Reimbursement
4. Transfer From Other Fund(s)
5. General Fund
6. Water & Sewer Construction
7. 4B Sales Tax
8. Eligible for payment by 4B Sales Taxes
9. Land Swap Proceeds
10. Del Lago Settlement
11. 2006 Land Sale Proceeds (7310-9030)
12. Donations
13. Contributions
14. Industrial/Tech Park Land Sale Proceeds
15. Sale of Land or Property
16. Developer Reimbursement
17. Intergovernmental

Issued Debt Notes (Certificates of Obligation - COs):

(a) 2001 COs - 075-7500
(b) 2006 COs - 075-7520
(c) 2005 COs - 042-4200
(d) 2001 COs - 063-6310
(e) 2007 COs - 075-7530
(f) 2007 COs - 073-7320
(g) 2007 COs - 063-6320
(h) 2007 COs - 042-4210
(i) 2008 COs - 075-7540
(j) 2008 COs - 073-7330
(k) 2008 COs - 063-6330
(l) 2009 COs - 075-7550
(m) 2009 COs - 041-4110
(n) 2009 COs - 073-7340
(o) 2009 COs - 063-6340
(p) 2009 COs - 042-4230
(q) 2000 COs - 073-7300
(r) 2005 COs - 073-7310
(s) 2010 COs - 075-7560
(t) 2010 COs - 042-4240
(u) 2010 COs - 073-7350
(v) 2010 COs - 063-6350
(w) 2006 COs - 056-5610
(x) 2011 COs - 075-7570
(y) 2011 COs - 042-4250
(z) 2011 COs - 073-7360
(aa) 2011 COs - 063-6360
(ab) 2012 COs - 075-7580
(ac) 2012 COs - 063-6370
(ad) 2005 COs - 041-4100
(ae) 2014 COs - 073-7390
(af) 2014 COs - 041-4130
(ah) 2014 COs - 075-7511
(ai) 2013 COs - 063-6380
(aj) 2014 COs - 042-4270
(ak) 2014 COs - 046-4600
(al) 2014 COs - 063-6390
(am) 2015 COs - 075-7512
(an) 2015 CO's - 041-4140
(ao) 2015 CO's - 042-4280
(ap) 2015 COs - 073-7311
(aq) 2015 COs - 046-4610
(ar) 2015 COs - 056-5650
(as) 2016 COs - 075-7513
(at) 2016 COs - 041-4150
(au) 2016 COs - 042-4290
(av) 2016 COs - 046-4620
(aw) 2017-A COs - 075-7514
(ax) 2017-A COs - 041-4160
(ay) 2017-A COs - 042-4211
(az) 2017-A COs - 073-7313

City of Conroe
Water and Sewer Capital Projects
SUMMARY OF MULTI-YEAR PLAN FOR FUNDING
FY 2018-2019 Adopted

			CONSTRUCTION SCHEDULE								FUNDING SOURCES					DEBT ISSUANCE SCHEDULE					
PROJECT	Project Code	Rank	Prior Fiscal Years	2018-2019	2019-2020	2020-2021	2021-2022	2022-2023	2023-2028	TOTAL PROJECT COST	OTHER SOURCES		ISSUED DEBT (REVENUE BONDS & C.O.s)		NEW DEBT	2018-2019	2019-2020	2020-2021	2021-2022	2022-2023	2023-2028
WATER:																					
Water Line - Wilson Road East	F107	C01	-	320,000	-	-	-	-	-	**320,000**	320,000	6	-		-	-	-	-	-	-	-
Water Line Relocate - Longmire Road Phase 2B	F106	C02	-	881,000	-	-	-	-	-	**881,000**	-		-		881,000	881,000	-	-	-	-	-
Water Line Relocate - Longmire Road Phase 3	G11	C03	-	276,000	-	-	-	-	-	**276,000**	276,000	6	-		-	-	-	-	-	-	-
Jasper Water Well & Tank Rehab - Robinwood	F97	C04	-	2,095,000	-	-	-	-	-	**2,095,000**	-		-		2,100,000	2,100,000	-	-	-	-	-
Water Line Extension - SH 105 West	G12	C05	400,000	3,300,000	-	-	-	-	-	**3,700,000**	2,200,000	6	400,000	(w)	1,100,000	1,100,000	-	-	-	-	-
Jasper Water Well & Ground Storage Tank - FM 1488	F96	C06	-	5,636,000	-	-	-	-	-	**5,636,000**	-		-		5,641,000	5,641,000	-	-	-	-	-
Water Line Extension - Sgt Ed Holcomb	G63	C07	-	965,000	-	-	-	-	-	**965,000**	-		-		1,030,000	1,030,000	-	-	-	-	-
Water Line Extension - Camelot	G72	C08	-	560,000	-	-	-	-	-	**560,000**	-		-		560,000	560,000	-	-	-	-	-
Catahoula Water Well - SH 105 West	H03	1	-	261,000	3,296,000	-	-	-	-	**3,557,000**	-		-		3,557,000	261,000	3,296,000	-	-	-	-
Water Line Rehab - Lewis, Roberson, Dallas, and Palestine	H04	2	-	1,130,000	1,160,000	-	-	-	-	**2,290,000**	-		-		2,290,000	1,130,000	1,160,000	-	-	-	-
Water Line Extension - Water Well No. 24 Blending	H05	3	-	1,000,000	-	-	-	-	-	**1,000,000**	-		-		1,000,000	1,000,000	-	-	-	-	-
Water Line Rehab - West View and Montgomery Park Boulevard	H06	4	-	1,056,000	-	-	-	-	-	**1,056,000**	-		-		1,056,000	1,056,000	-	-	-	-	-
Water Line Rehab - Academy Drive and Pozos Area	H07	5	-	798,000	-	-	-	-	-	**798,000**	-		-		798,000	798,000	-	-	-	-	-
Water Line Extension - Seven Coves SH 75 to Farrel	H08	6	-	2,130,000	-	-	-	-	-	**2,130,000**	-		-		2,130,000	2,130,000	-	-	-	-	-
Cooling Towers - Panorama	H09	7	-	463,000	-	-	-	-	-	**463,000**	-		-		463,000	463,000	-	-	-	-	-
Decommission Elevated Storage Tank No. 5	H10	8	-	120,000	-	-	-	-	-	**120,000**	-		-		120,000	120,000	-	-	-	-	-
Water Line Rehab - 3rd Street	H11	9	-	2,575,000	-	-	-	-	-	**2,575,000**	-		-		2,575,000	2,575,000	-	-	-	-	-
Water Line Rehab - Adkins Area	H12	10	-	2,240,000	-	-	-	-	-	**2,240,000**	-		-		2,240,000	2,240,000	-	-	-	-	-
Water Line Extension - FM 830 to Chase Run	H13	11	-	631,000	-	-	-	-	-	**631,000**	-		-		631,000	631,000	-	-	-	-	-
Water Line Rehab - Hwy 105 West to Lester	TBD	12	-	-	412,000	-	-	-	-	**412,000**	-		-		412,000	-	412,000	-	-	-	-
Water Line Replacement - Sherman Street Area	TBD	13	-	-	2,266,000	-	-	-	-	**2,266,000**	-		-		2,266,000	-	2,266,000	-	-	-	-
Water Line Rehab - Wedgewood Boulevard	H14	14	-	-	515,000	-	-	-	-	**515,000**	-		-		515,000	-	515,000	-	-	-	-
Water Line Rehab - North Thompson Area	TBD	15	-	-	1,030,000	-	-	-	-	**1,030,000**	-		-		1,030,000	-	1,030,000	-	-	-	-
Water Line Extension - FM 1485	TBD	16	-	-	-	328,000	-	-	-	**328,000**	-		-		328,000	-	-	328,000	-	-	-
Water Line Extension - Wally Wilkerson to FM 1484 (CIDC)	TBD	17	-	-	-	3,066,000	-	-	-	**3,066,000**	3,066,000	5	-		-	-	-	-	-	-	-
Elevated Storage Tank - McCaleb /Tejas	TBD	18	-	-	-	1,500,000	-	-	-	**1,500,000**	-		-		1,500,000	-	-	1,500,000	-	-	-
Water Line Rehab - Rivershire and Gladstell Area	TBD	19	-	-	-	7,513,000	-	-	-	**7,513,000**	-		-		7,513,000	-	-	7,513,000	-	-	-
Water Line Rehab - North Loop 336	TBD	20	-	-	-	2,630,000	-	-	-	**2,630,000**	-		-		2,630,000	-	-	2,630,000	-	-	-
SUBTOTAL			**400,000**	**26,437,000**	**8,679,000**	**15,037,000**	**-**	**-**	**-**	**50,553,000**	**5,862,000**		**400,000**		**44,366,000**	**23,716,000**	**8,679,000**	**11,971,000**	**-**	**-**	**-**
SEWER:																					
Sewer Rehab - SH 105/IH-45 Phase II	G15	0	-	-	-	-	-	-	-	**-**	-		-		370,000	370,000					
Sewer Line - Lift Station Exp & Gravity Sewer Main-State Hwy 242 & FM 1488	F27	0	-	-	-	-	-	-	-	**-**	-		-		2,000,000	2,000,000					
SSOI Program	665	C01	-	1,300,000	850,000	850,000	850,000	850,000	4,250,000	**8,950,000**	450,000	6	-		8,500,000	850,000	850,000	850,000	850,000	850,000	4,250,000
Treatment Plant - Construction of New Plant (Phase IV)	975	C02	1,676,000	31,469,000	31,469,000	-	-	-	-	**64,614,000**	-		1,676,000	(p,r,t,v,x)	62,938,000	62,938,000	-	-	-	-	-
Sewer Rehab - SH 105/IH-45 Phase III	G64	C03	-	1,572,000	-	-	-	-	-	**1,572,000**	-		-		1,663,000	1,663,000	-	-	-	-	-
Sewer Rehab - River Pointe Area	G65	C04	-	-	-	-	-	-	-	**-**	-		-		750,000	750,000	-	-	-	-	-
Lift Station Replacement - Pebble Glen #3	G68	C05	-	165,000	-	-	-	-	-	**165,000**	-		-		340,000	340,000	-	-	-	-	-
Lift Station Replacement - Pebble Glen #2	G69	C06	-	-	-	-	-	-	-	**-**	-		-		300,000	300,000	-	-	-	-	-
Sanitary Sewer Evaluation Survey	G67	C07	-	552,000	-	-	-	-	-	**552,000**	552,000	6	-		-	-	-	-	-	-	-
Lift Station & Force Main - Muse Tract to Beech Road	H15	1	-	1,446,000	-	-	-	-	-	**1,446,000**	-		-		1,446,000	1,446,000	-	-	-	-	-
Lift Station & Force Main - Chapel Hill to April Sound	H16	2	-	735,000	-	-	-	-	-	**735,000**	-		-		735,000	735,000	-	-	-	-	-
Sewer Rehab - Forest Estates and Wroxton	H17	3	-	1,914,000	-	-	-	-	-	**1,914,000**	-		-		1,914,000	1,914,000	-	-	-	-	-
Force Main Upgrade - Carl Barton	H18	4	-	416,000	5,356,000	-	-	-	-	**5,772,000**	-		-		5,772,000	416,000	5,356,000	-	-	-	-
Lift Station Replacement - Longmire Point	H19	5	-	610,000	-	-	-	-	-	**610,000**	-		-		610,000	610,000	-	-	-	-	-
Lift Station Consolidation - Area No. 01	TBD	6	-	-	2,000,000	-	-	-	-	**2,000,000**	-		-		2,000,000	-	2,000,000	-	-	-	-
Lift Station Rehabilitation - West Summerlin and Gun Range	TBD	7	-	-	400,000	-	-	-	-	**400,000**	-		-		400,000	-	400,000	-	-	-	-
Trunk Line Replacement - Stewarts Creek/Ed Kharbat South	TBD	8	-	-	900,000	5,000,000	-	-	-	**5,900,000**	-		-		5,900,000	-	900,000	5,000,000	-	-	-
Trunk Line Replacement - Stewarts Creek (Avenue M to Hwy 105)	TBD	9	-	-	1,654,000	-	-	-	-	**1,654,000**	-		-		1,654,000	-	1,654,000	-	-	-	-
Trunk Line Replacement - Stewarts Creek (Lower)	TBD	10	-	-	-	7,000,000	-	-	-	**7,000,000**	-		-		7,000,000	-	-	7,000,000	-	-	-
Gravity Main Replacement - Downtown Area Phase 1 (South of Highway 105)	TBD	11	-	-	-	3,100,000	-	-	-	**3,100,000**	-		-		3,100,000	-	-	3,100,000	-	-	-
Lift Station Consolidation - Area No. 03	TBD	12	-	-	-	675,000	-	-	-	**675,000**	-		-		675,000	-	-	675,000	-	-	-
Lift Station Rehabilitation - Enchanted Stream, IH-45 South, and Woodgate	TBD	13	-	-	-	575,000	-	-	-	**575,000**	-		-		575,000	-	-	575,000	-	-	-
Sewer Line Extension - FM 1485	TBD	14	-	-	-	-	1,254,000	-	-	**1,254,000**	-		-		1,254,000	-	-	-	1,254,000	-	-
Wastewater Treatment Plant Expansion - South Conroe	TBD	15	-	-	-	-	-	3,500,000	-	**3,500,000**	-		-		3,500,000	-	-	-	-	3,500,000	-
Lift Station Expansion & Force Main Upgrades - Shadow Lakes	TBD	16	-	-	-	-	862,000	-	-	**862,000**	-		-		862,000	-	-	-	862,000	-	-
Sewer Rehab - San Jacinto & York Area	TBD	17	-	-	-	-	650,000	-	-	**650,000**	-		-		650,000	-	-	-	650,000	-	-
Sewer Rehab - Arnold to Frazier Street	TBD	18	-	-	-	-	815,000	-	-	**815,000**	-		-		815,000	-	-	-	815,000	-	-
Sewer Rehab - North Loop 336 Area (Oxford to FM 3083)	TBD	19	-	-	-	-	475,000	-	-	**475,000**	-		-		475,000	-	-	-	475,000	-	-
Sewer Rehab - Rigby Owen and Camelot Area	TBD	20	-	-	-	-	420,000	-	-	**420,000**	-		-		420,000	-	-	-	420,000	-	-
SUBTOTAL			**1,676,000**	**40,179,000**	**42,629,000**	**17,200,000**	**5,326,000**	**4,350,000**	**4,250,000**	**115,610,000**	**1,002,000**		**1,676,000**		**116,618,000**	**74,332,000**	**11,160,000**	**17,200,000**	**5,326,000**	**4,350,000**	**4,250,000**
GRAND TOTAL			**2,076,000**	**66,616,000**	**51,308,000**	**32,237,000**	**5,326,000**	**4,350,000**	**4,250,000**	**166,163,000**	**6,864,000**		**2,076,000**		**160,984,000**	**98,048,000**	**19,839,000**	**29,171,000**	**5,326,000**	**4,350,000**	**4,250,000**
Estimated City Engineering Cost			-	-	-	-	-	-	-	-						-	-	-	-	-	-
ADJUSTED GRAND TOTAL			**2,076,000**	**66,616,000**	**51,308,000**	**32,237,000**	**5,326,000**	**4,350,000**	**4,250,000**	**166,163,000**	**6,864,000**		**2,076,000**		**160,984,000**	**98,048,000**	**19,839,000**	**29,171,000**	**5,326,000**	**4,350,000**	**4,250,000**

Other Sources:

1. Grant Funds
2. Interest Income
3. TXDOT Reimbursement
4. Supplemental Request
5. Transfer From Other Fund(s)
6. Water & Sewer Operating Fund Capital Reserve
7. Contribution
8. Intergovernmental
9. 4B Sales Tax

Issued Debt Notes (Revenue Bonds - RBs):

(a) 2006 RBs - 043-4300
(b) 2006 RBs - 044-4400
(c) 2007 RBs - 043-4310
(d) 2007 RBs - 044-4410
(e) 2008 RBs - 043-4320
(f) 2008 RBs - 044-4420
(g) 2009 RBs - 043-4330
(h) 2009 RBs - 044-4430
(i) 2010 RBs - 043-4340
(j) 2010 RBs - 044-4440
(k) 2011 RBs - 043-4350
(l) 2011 RBs - 044-4450
(m) 2012 RBs - 043-4360
(n) 2012 RBs - 044-4460
(o) 2013 RBs - 043-4370
(p) 2013 RBs - 044-4470
(q) 2014 RBs - 043-4380
(r) 2014 RBs - 044-4480
(s) 2015 RBs - 043-4390
(t) 2015 RBs - 044-4490
(u) 2017B-1 (2016) COs - 043-4311
(v) 2017B-1 (2016) COs - 044-4411
(w) 2017B-2 (2017) COs - 043-4312
(x) 2017B-2 (2017) COs - 044-4412

City of Conroe
Conroe Industrial Development Corporation (CIDC) Capital Projects
SUMMARY OF MULTI-YEAR PLAN FOR FUNDING
FY 2018-2019 Adopted

STREETS:		CONSTRUCTION SCHEDULE								FUNDING SOURCES					DEBT ISSUANCE SCHEDULE					
PROJECT	Project Code	Prior Fiscal Years	2018-2019	2019-2020	2020-2021	2021-2022	2022-2023	2023-2028	TOTAL PROJECT COST	OTHER SOURCES		ISSUED DEBT (Revenue Bonds)		NEW DEBT	2018-2019	2019-2020	2020-2021	2021-2022	2022-2023	2023-2028
Roadway Extension and Bridge - Conroe Industrial Park (CIDC)	H20	-	14,899,000	-	-	-	-	-	**14,899,000**	-		-		14,899,000	14,899,000	-	-	-	-	-
Road Widening - Farrel Road (CIDC)	H21	-	1,641,000	-	-	-	-	-	**1,641,000**	-		-		1,641,000	1,641,000	-	-	-	-	-
SUBTOTAL		**-**	**16,540,000**	**-**	**-**	**-**	**-**	**-**	**16,540,000**	**-**		**-**		**16,540,000**	**16,540,000**	**-**	**-**	**-**	**-**	**-**

SIGNALS:		CONSTRUCTION SCHEDULE													DEBT ISSUANCE SCHEDULE					
PROJECT	Project Code	Prior Fiscal Years	2018-2019	2019-2020	2020-2021	2021-2022	2022-2023	2023-2028	TOTAL PROJECT COST	OTHER SOURCES		ISSUED DEBT (Revenue Bonds)		NEW DEBT	2018-2019	2019-2020	2020-2021	2021-2022	2022-2023	2023-2028
Signal - Wally Wilkerson at Pollok (CIDC)	H22	-	350,000	-	-	-	-	-	**350,000**	-		-		350,000	350,000	-	-	-	-	-
Signal - Wally Wilkerson at Conroe Park West (CIDC)	H23	-	350,000	-	-	-	-	-	**350,000**	-		-		350,000	350,000	-	-	-	-	-
SUBTOTAL		**-**	**700,000**	**-**	**-**	**-**	**-**	**-**	**700,000**	**-**		**-**		**700,000**	**700,000**	**-**	**-**	**-**	**-**	**-**

WATER:		CONSTRUCTION SCHEDULE													DEBT ISSUANCE SCHEDULE					
PROJECT	Project Code	Prior Fiscal Years	2018-2019	2019-2020	2020-2021	2021-2022	2022-2023	2023-2028	TOTAL PROJECT COST	OTHER SOURCES		ISSUED DEBT (Revenue Bonds)		NEW DEBT	2018-2019	2019-2020	2020-2021	2021-2022	2022-2023	2023-2028
Water Line Extension - Conroe Industrial Park (CIDC)	H24	-	1,700,000	-	-	-	-	-	**1,700,000**	-		-		1,700,000	1,700,000	-	-	-	-	-
Remove & Replace - Ground Storage Tank Plant 20 (CIDC)	H25	-	1,792,000	-	-	-	-	-	**1,792,000**	-		-		1,792,000	1,792,000	-	-	-	-	-
SUBTOTAL		**-**	**3,492,000**	**-**	**-**	**-**	**-**	**-**	**3,492,000**	**-**		**-**		**3,492,000**	**3,492,000**	**-**	**-**	**-**	**-**	**-**

SEWER		CONSTRUCTION SCHEDULE													DEBT ISSUANCE SCHEDULE					
PROJECT	Project Code	Prior Fiscal Years	2018-2019	2019-2020	2020-2021	2021-2022	2022-2023	2023-2028	TOTAL PROJECT COST	OTHER SOURCES		ISSUED DEBT (Revenue Bonds)		NEW DEBT	2018-2019	2019-2020	2020-2021	2021-2022	2022-2023	2023-2028
Sewer Line Extension - Conroe Industrial Park North (CIDC)	H26	-	3,002,000	-	-	-	-	-	**3,002,000**	-		-		3,002,000	3,002,000	-	-	-	-	-
SUBTOTAL		**-**	**3,002,000**	**-**	**-**	**-**	**-**	**-**	**3,002,000**	**-**		**-**		**3,002,000**	**3,002,000**	**-**	**-**	**-**	**-**	**-**

GRAND TOTAL		**-**	**23,734,000**	**-**	**-**	**-**	**-**	**-**	**23,734,000**	**-**		**-**		**23,734,000**	**23,734,000**	**-**	**-**	**-**	**-**	**-**
Estimated City Engineering Adjustment		-	-	-	-	-	-	-	**-**	-				-	-	-	-	-	-	-
ADJUSTED GRAND TOTAL		**-**	**23,734,000**	**-**	**-**	**-**	**-**	**-**	**23,734,000**	**-**		**-**		**23,734,000**	**23,734,000**	**-**	**-**	**-**	**-**	**-**

Issued Debt Notes:

(a) 2019 Sales Tax Revenue Bonds (Taxable)

Other Sources Notes:

1. Transfer from CIDC General Fund fund balance
2. CIDC CIP Fund fund balance

STREET IMPROVEMENTS

Capital Improvement Program
Project Sheet

Project Type: Streets

Project Name: Railroad Crossing Upgrade - Crighton Road at IH-45 **Project Code:** G70

Project Manager: Engineering

Location Description: IH-45 Feeder and Crighton Road

Summary: The project consists of required improvements to the existing grade crossing on the Union Pacific Railroad Company's line at Crighton Road. The scope will be to widen the crossing to match the newly widened roadway.

Project Start Date: October 2017

Project End Date: September 2018

REVENUE SOURCE	Prior Budgets	2018-2019	2019-2020	2020-2021	2021-2022	2022-2023	2023-2028	TOTAL COST
General Obligation Bonds	$ -	$ -	$ -	$ -	$ -	$ -	$ -	$ -
Certificates of Obligation	-	1,374,000	-	-	-	-	-	1,374,000
Revenue Bonds	-	-	-	-	-	-	-	-
Interest Income	-	-	-	-	-	-	-	-
Intergovernmental	-	-	-	-	-	-	-	-
Transfers In	-	-	-	-	-	-	-	-
Other Sources*	-	-	-	-	-	-	-	-
TOTAL REVENUE	$ -	$ 1,374,000	$ -	$ -	$ -	$ -	$ -	$ 1,374,000

* Other Sources		
		$ -
		$ -
		$ -

COST BREAKDOWN

KEY COST DESCRIPTIONS	Prior Budgets	2018-2019	2019-2020	2020-2021	2021-2022	2022-2023	2023-2028	TOTAL COST
1111-Land Acquisition	$ -	$ -	$ -	$ -	$ -	$ -	$ -	$ -
1112-Planning Design (Outside)	-	-	-	-	-	-	-	-
1113-Testing/Inspection	-	-	-	-	-	-	-	-
1114-Construction (Outside)	-	-	-	-	-	-	-	-
1116-Materials	-	-	-	-	-	-	-	-
1117-Machinery/Equipment	-	-	-	-	-	-	-	-
1118-Miscellaneous	-	-	-	-	-	-	-	-
TOTAL COST	$ -	$ -	$ -	$ -	$ -	$ -	$ -	$ -

Note: Inflation has been added to projected costs in future years.

PROJECTED ANNUAL OPERATING IMPACT	2018-2019	2019-2020	2020-2021	2021-2022	2022-2023	2023-2028	TOTAL COST
Revenues	$ -	$ -	$ -	$ -	$ -	$ -	$ -
Charges for Service	-	-	-	-	-	-	-
Other Revenues	-	-	-	-	-	-	-
Subtotal-Revenues	$ -	$ -	$ -	$ -	$ -	$ -	$ -
Expenses							
Personnel Service	$ -	$ -	$ -	$ -	$ -	$ -	$ -
Supplies	-	-	-	-	-	-	-
Contractual Services	-	-	-	-	-	-	-
Capital Outlay	-	-	-	-	-	-	-
NET TOTAL COST	$ -	$ -	$ -	$ -	$ -	$ -	$ -

Capital Improvement Program
Project Sheet

Project Type: Streets

Project Name: Railroad Crossing Upgrade - Crighton Road at IH-45 **Project Code:** G70

Project Manager: Engineering

Location Description: IH-45 Feeder and Crighton Road

PROJECT MAP:

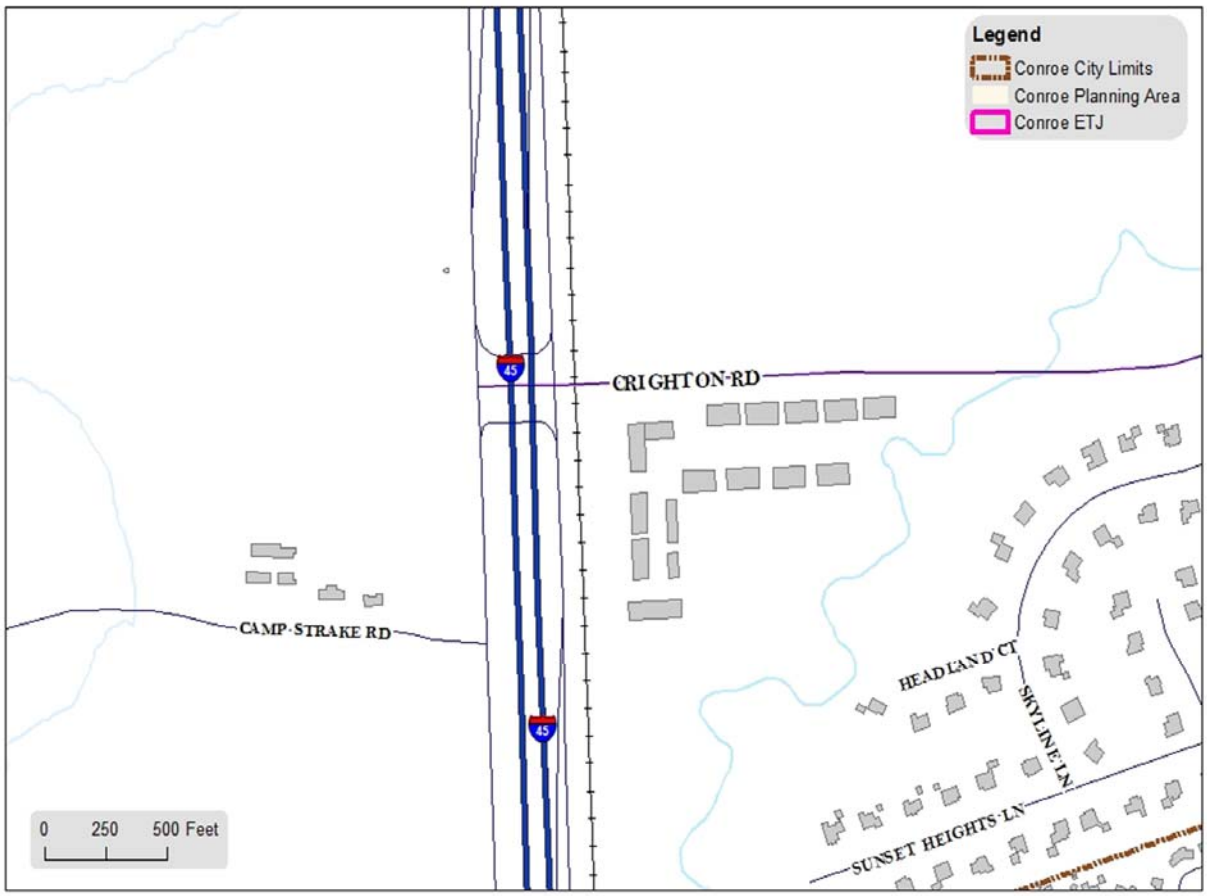

P-TBD STREETS
CRIGHTON RD AT RAILROAD

City of Conroe, Texas
www.CityofConroe.org

ADDITIONAL PROJECT DETAILS:

Capital Improvement Program
Project Sheet

Project Type: Streets

Project Name: Street Repair - North Thompson - Street Pavers **Project Code:** G53

Project Manager: Engineering

Location Description: In front of the Courthouse on North Thompson

Summary: This project consists of 270 linear feet of street paver replacement with concrete pavement.

Project Start Date: October 2017

Project End Date: September 2018

REVENUE SOURCE	Prior Budgets	2018-2019	2019-2020	2020-2021	2021-2022	2022-2023	2023-2028	TOTAL COST
General Obligation Bonds	$ -	$ -	$ -	$ -	$ -	$ -	$ -	$ -
Certificates of Obligation	-	500,000	-	-	-	-	-	500,000
Revenue Bonds	-	-	-	-	-	-	-	-
Interest Income	-	-	-	-	-	-	-	-
Intergovernmental	-	-	-	-	-	-	-	-
Transfers In	-	-	-	-	-	-	-	-
Other Sources*	-	-	-	-	-	-	-	-
TOTAL REVENUE	$ -	$ 500,000	$ -	$ -	$ -	$ -	$ -	$ 500,000

* Other Sources		
		$ -
		$ -
		$ -

COST BREAKDOWN

KEY COST DESCRIPTIONS	Prior Budgets	2018-2019	2019-2020	2020-2021	2021-2022	2022-2023	2023-2028	TOTAL COST
1111-Land Acquisition	$ -	$ -	$ -	$ -	$ -	$ -	$ -	$ -
1112-Planning Design (Outside)	-	-	-	-	-	-	-	-
1113-Testing/Inspection	-	-	-	-	-	-	-	-
1114-Construction (Outside)	-	-	-	-	-	-	-	-
1116-Materials	-	-	-	-	-	-	-	-
1117-Machinery/Equipment	-	-	-	-	-	-	-	-
1118-Miscellaneous	-	-	-	-	-	-	-	-
TOTAL COST	$ -	$ -	$ -	$ -	$ -	$ -	$ -	$ -

Note: Inflation has been added to projected costs in future years.

PROJECTED ANNUAL OPERATING IMPACT	2018-2019	2019-2020	2020-2021	2021-2022	2022-2023	2023-2028	TOTAL COST
Revenues	$ -	$ -	$ -	$ -	$ -	$ -	$ -
Charges for Service	-	-	-	-	-	-	-
Other Revenues	-	-	-	-	-	-	-
Subtotal-Revenues	$ -	$ -	$ -	$ -	$ -	$ -	$ -
Expenses							
Personnel Service	$ -	$ -	$ -	$ -	$ -	$ -	$ -
Supplies	-	-	-	-	-	-	-
Contractual Services	-	-	-	-	-	-	-
Capital Outlay	-	-	-	-	-	-	-
NET TOTAL COST	$ -	$ -	$ -	$ -	$ -	$ -	$ -

Capital Improvement Program
Project Sheet

Project Type: Streets

Project Name: Street Repair - North Thompson - Street Pavers **Project Code:** G53

Project Manager: Engineering

Location Description: In front of the Courthouse on North Thompson

PROJECT MAP:

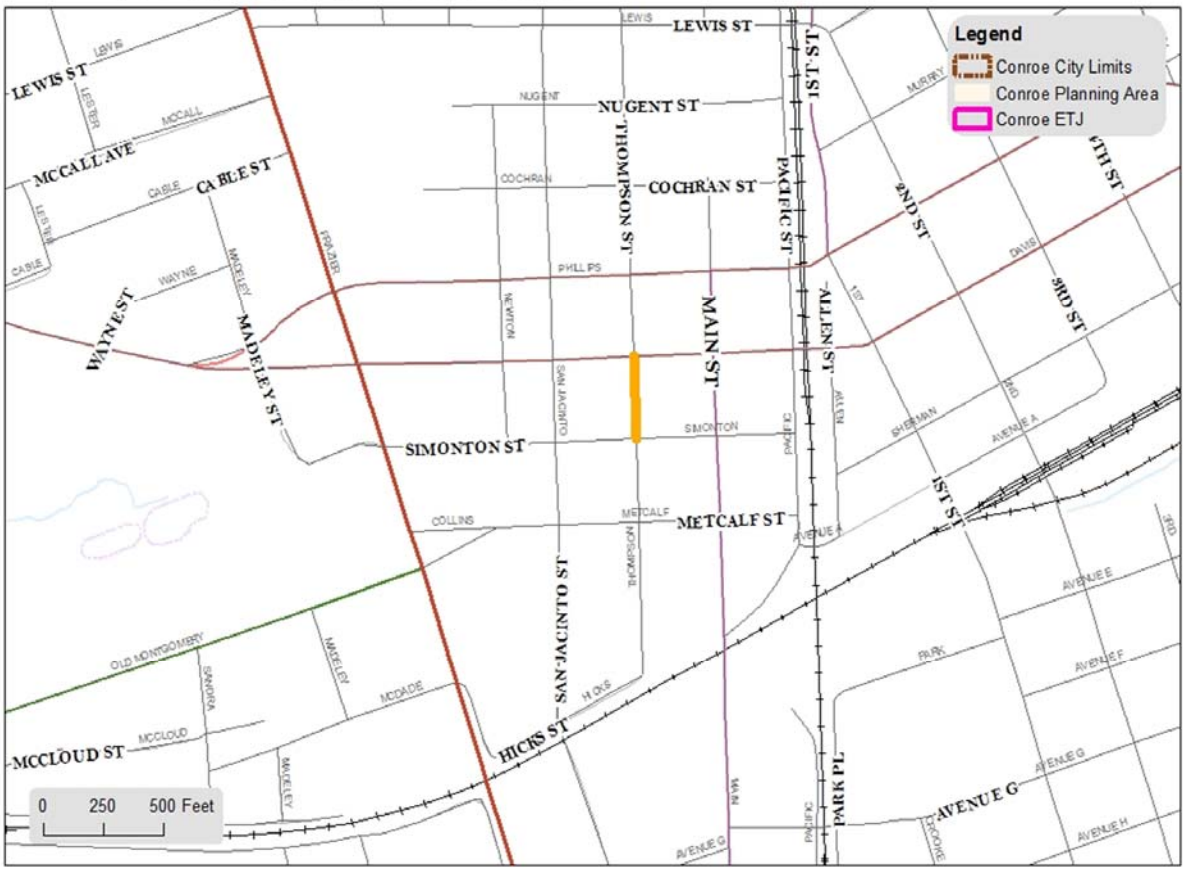

P-TBD STREET
THOMPSON ST - SH105 TO SIMONTON ST
PROPOSED PAVER & SUBGRADE REPAIR

City of Conroe, Texas
www.CityofConroe.org

ADDITIONAL PROJECT DETAILS:

Capital Improvement Program
Project Sheet

Project Type: Streets

Project Name: Estates of Wedgewood Falls

Project Code: N/A

Project Manager: Public Works

Location Description: Estates of Wedgewood Falls

Summary: In 2013, the City Council approved an agreement with Signorelli Investments regarding the Estates of Wedgewood Falls subdivision. The City is obligated to pay for the water, wastewater, drainage, dry utilities, parks and recreation facilities, and roadway infrastructure as a reimbursement to the developer once the subdivision reaches 56 lots (Assessment Collection Requirement) and 10 times the amount of eligible costs (Valuation Requirement). This obligation was met in February 2018.

Project Start Date: October 2013

Project End Date: February 2018

REVENUE SOURCE	Prior Budgets	2018-2019	2019-2020	2020-2021	2021-2022	2022-2023	2023-2028	TOTAL COST
General Obligation Bonds	$ -	$ -	$ -	$ -	$ -	$ -	$ -	**$ -**
Certificates of Obligation	-	1,966,000	-	-	-	-	-	**1,966,000**
Revenue Bonds	-	-	-	-	-	-	-	**-**
Interest Income	-	-	-	-	-	-	-	**-**
Intergovernmental	-	-	-	-	-	-	-	**-**
Transfers In	-	-	-	-	-	-	-	**-**
Other Sources*	-	-	-	-	-	-	-	**-**
TOTAL REVENUE	**$ -**	**$ 1,966,000**	**$ -**	**$ -**	**$ -**	**$ -**	**$ -**	**$ 1,966,000**

* Other Sources		
		$ -
		$ -
		$ -

COST BREAKDOWN

KEY COST DESCRIPTIONS	Prior Budgets	2018-2019	2019-2020	2020-2021	2021-2022	2022-2023	2023-2028	TOTAL COST
1111-Land Acquisition	$ -	$ -	$ -	$ -	$ -	$ -	$ -	**$ -**
1112-Planning Design (Outside)	-	-	-	-	-	-	-	**-**
1113-Testing/Inspection	-	-	-	-	-	-	-	**-**
1114-Construction (Outside)	-	-	-	-	-	-	-	**-**
1116-Materials	-	-	-	-	-	-	-	**-**
1117-Machinery/Equipment	-	-	-	-	-	-	-	**-**
1118-Miscellaneous	-	-	-	-	-	-	-	**-**
TOTAL COST	**$ -**	**$ -**	**$ -**	**$ -**	**$ -**	**$ -**	**$ -**	**$ -**

Note: Inflation has been added to projected costs in future years.

PROJECTED ANNUAL OPERATING IMPACT	2018-2019	2019-2020	2020-2021	2021-2022	2022-2023	2023-2028	TOTAL COST
Revenues	$ -	$ -	$ -	$ -	$ -	$ -	**$ -**
Charges for Service	-	-	-	-	-	-	**-**
Other Revenues	-	-	-	-	-	-	**-**
Subtotal-Revenues	$ -	$ -	$ -	$ -	$ -	$ -	**$ -**
Expenses							
Personnel Service	$ -	$ -	$ -	$ -	$ -	$ -	**$ -**
Supplies	-	-	-	-	-	-	**-**
Contractual Services	-	-	-	-	-	-	**-**
Capital Outlay	-	-	-	-	-	-	**-**
NET TOTAL COST	**$ -**	**$ -**	**$ -**	**$ -**	**$ -**	**$ -**	**$ -**

Capital Improvement Program
Project Sheet

Project Type: Streets

Project Name: Estates of Wedgewood Falls

Project Code: N/A

Project Manager: Public Works

Location Description: Estates of Wedgewood Falls

PROJECT MAP:

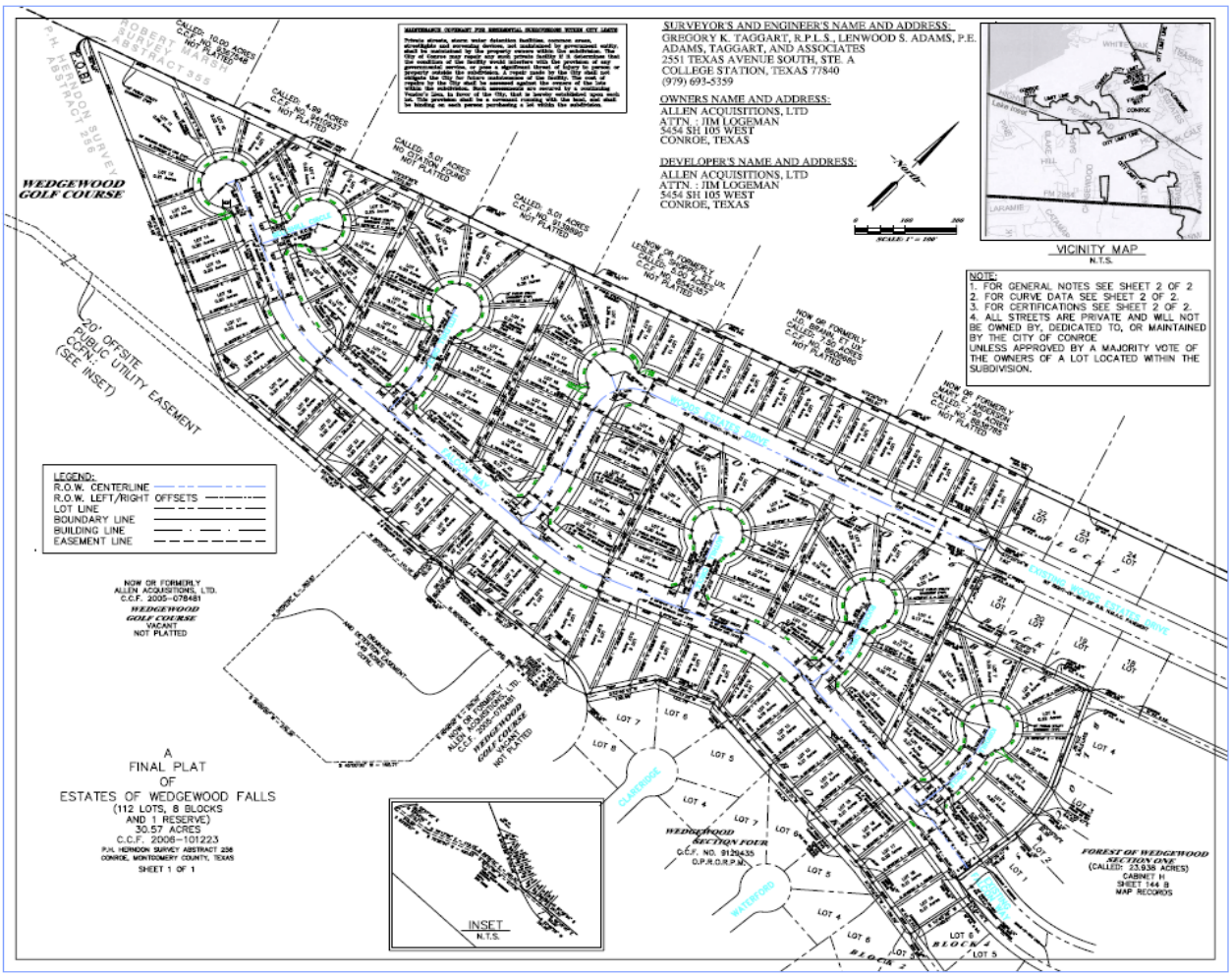

ADDITIONAL PROJECT DETAILS:

Capital Improvement Program
Project Sheet

Project Type: Streets

Project Name: Longmire Creek Estates - Phase I **Project Code:** N/A

Project Manager: Public Works

Location Description: Longmire Creek Estates

Summary: In 2010, the City Council approved an agreement with Signorelli Investments regarding the Longmire Creek Estates subdivision. The City is obligated to pay for the water, drainage, dry utilities, and roadway infrastructure as a reimbursement to the developer once the subdivision's certified assessed valuation equals or exceeds 10 times the amount of eligible costs (Valuation Requirement). This obligation was met in June 2018.

Project Start Date: December 2010

Project End Date: July 2018

REVENUE SOURCE	Prior Budgets	2018-2019	2019-2020	2020-2021	2021-2022	2022-2023	2023-2028	TOTAL COST
General Obligation Bonds	$ -	$ -	$ -	$ -	$ -	$ -	$ -	$ -
Certificates of Obligation	-	973,000	-	-	-	-	-	973,000
Revenue Bonds	-	-	-	-	-	-	-	-
Interest Income	-	-	-	-	-	-	-	-
Intergovernmental	-	-	-	-	-	-	-	-
Transfers In	-	-	-	-	-	-	-	-
Other Sources*	-	-	-	-	-	-	-	-
TOTAL REVENUE	$ -	$ 973,000	$ -	$ -	$ -	$ -	$ -	$ 973,000

* Other Sources		
		$ -
		$ -
		$ -

COST BREAKDOWN

KEY COST DESCRIPTIONS	Prior Budgets	2018-2019	2019-2020	2020-2021	2021-2022	2022-2023	2023-2028	TOTAL COST
1111-Land Acquisition	$ -	$ -	$ -	$ -	$ -	$ -	$ -	$ -
1112-Planning Design (Outside)	-	-	-	-	-	-	-	-
1113-Testing/Inspection	-	-	-	-	-	-	-	-
1114-Construction (Outside)	-	-	-	-	-	-	-	-
1116-Materials	-	-	-	-	-	-	-	-
1117-Machinery/Equipment	-	-	-	-	-	-	-	-
1118-Miscellaneous	-	-	-	-	-	-	-	-
TOTAL COST	$ -	$ -	$ -	$ -	$ -	$ -	$ -	$ -

Note: Inflation has been added to projected costs in future years.

PROJECTED ANNUAL OPERATING IMPACT	2018-2019	2019-2020	2020-2021	2021-2022	2022-2023	2023-2028	TOTAL COST
Revenues	$ -	$ -	$ -	$ -	$ -	$ -	$ -
Charges for Service	-	-	-	-	-	-	-
Other Revenues	-	-	-	-	-	-	-
Subtotal-Revenues	$ -	$ -	$ -	$ -	$ -	$ -	$ -
Expenses							
Personnel Service	$ -	$ -	$ -	$ -	$ -	$ -	$ -
Supplies	-	-	-	-	-	-	-
Contractual Services	-	-	-	-	-	-	-
Capital Outlay	-	-	-	-	-	-	-
NET TOTAL COST	$ -	$ -	$ -	$ -	$ -	$ -	$ -

Capital Improvement Program
Project Sheet

Project Type: Streets

Project Name: Longmire Creek Estates - Phase I **Project Code:** N/A

Project Manager: Public Works

Location Description: Longmire Creek Estates

PROJECT MAP:

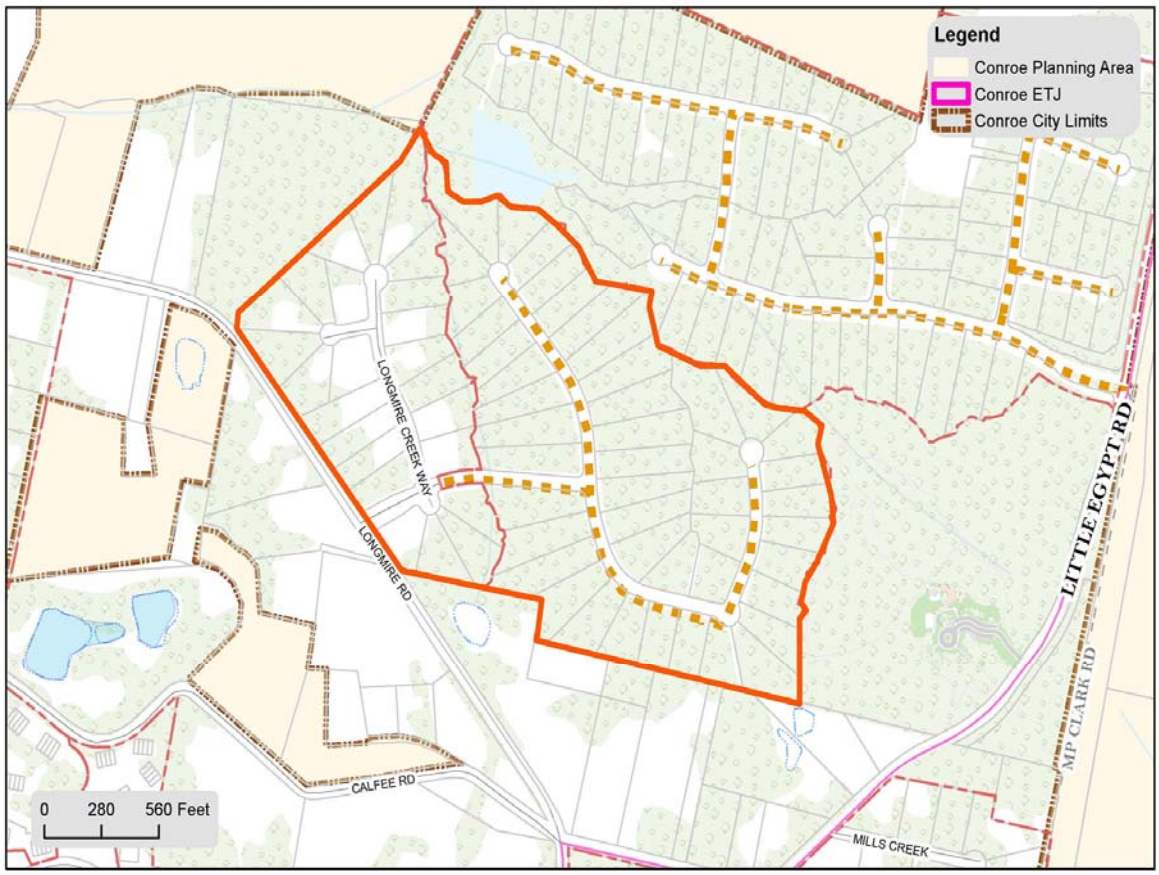

P-TBD STREET
Longmire Creek Estates

City of Conroe, Texas
www.CityofConroe.org

ADDITIONAL PROJECT DETAILS:

Phase II Payment: The total remaining infrastructure has been installed and is approximately $1,200,000 plus interest. Once the 10 times valuation requirement is met, another payment will be made to the developer.

Capital Improvement Program
Project Sheet

Project Type: Streets

Project Name: Roadway Trans - Wilson Road E. Widening (IH 45 to Frazier)

Project Code: 914

Project Manager: Engineering

Location Description: IH-45 to just west of Hailey Street

Summary: This project involves widening and upgrading approximately 2,900 linear feet of existing 2-lane asphalt road to 4-lane, 49' back to back concrete road. The pavement will be 9" continuously reinforced concrete pavement with curb and gutter. The drainage portion of the project consists of concrete box culverts, 18" and 24" reinforced concrete pipe, inlets, junction boxes, and wing walls. There is a sewer and a traffic signal CIP connected to this project.

Project Start Date: October 2017

Project End Date: September 2019

REVENUE SOURCE	Prior Budgets	2018-2019	2019-2020	2020-2021	2021-2022	2022-2023	2023-2028	TOTAL COST
General Obligation Bonds	$ -	$ -	$ -	$ -	$ -	$ -	$ -	$ -
Certificates of Obligation	-	3,177,000	-	-	-	-	-	3,177,000
Revenue Bonds	-	-	-	-	-	-	-	-
Interest Income	-	-	-	-	-	-	-	-
Intergovernmental	-	-	-	-	-	-	-	-
Transfers In	-	-	-	-	-	-	-	-
Other Sources*	-	-	-	-	-	-	-	-
TOTAL REVENUE	**$ -**	**$ 3,177,000**	**$ -**	**$ -**	**$ -**	**$ -**	**$ -**	**$ 3,177,000**

* Other Sources		
		$ -
		$ -
		$ -

COST BREAKDOWN

KEY COST DESCRIPTIONS	Prior Budgets	2018-2019	2019-2020	2020-2021	2021-2022	2022-2023	2023-2028	TOTAL COST
1111-Land Acquisition	$ -	$ -	$ -	$ -	$ -	$ -	$ -	$ -
1112-Planning Design (Outside)	-	-	-	-	-	-	-	-
1113-Testing/Inspection	-	-	-	-	-	-	-	-
1114-Construction (Outside)	-	479,000	-	-	-	-	-	479,000
1116-Materials	-	-	-	-	-	-	-	-
1117-Machinery/Equipment	-	-	-	-	-	-	-	-
1118-Miscellaneous	-	-	-	-	-	-	-	-
TOTAL COST	**$ -**	**$ 479,000**	**$ -**	**$ -**	**$ -**	**$ -**	**$ -**	**$ 479,000**

Note: Inflation has been added to projected costs in future years.

PROJECTED ANNUAL OPERATING IMPACT	2018-2019	2019-2020	2020-2021	2021-2022	2022-2023	2023-2028	TOTAL COST
Revenues	$ -	$ -	$ -	$ -	$ -	$ -	$ -
Charges for Service	-	-	-	-	-	-	-
Other Revenues	-	-	-	-	-	-	-
Subtotal-Revenues	$ -	$ -	$ -	$ -	$ -	$ -	$ -
Expenses							
Personnel Service	$ -	$ -	$ -	$ -	$ -	$ -	$ -
Supplies	-	-	-	-	-	-	-
Contractual Services	-	-	-	-	-	-	-
Capital Outlay	-	-	-	-	-	-	-
NET TOTAL COST	$ -	$ -	$ -	$ -	$ -	$ -	$ -

Capital Improvement Program
Project Sheet

Project Type:	Streets		
Project Name:	Roadway Trans - Wilson Road E. Widening (IH 45 to Frazier)	**Project Code:**	914
Project Manager:	Engineering		
Location Description:	IH-45 to just west of Hailey Street		

PROJECT MAP:

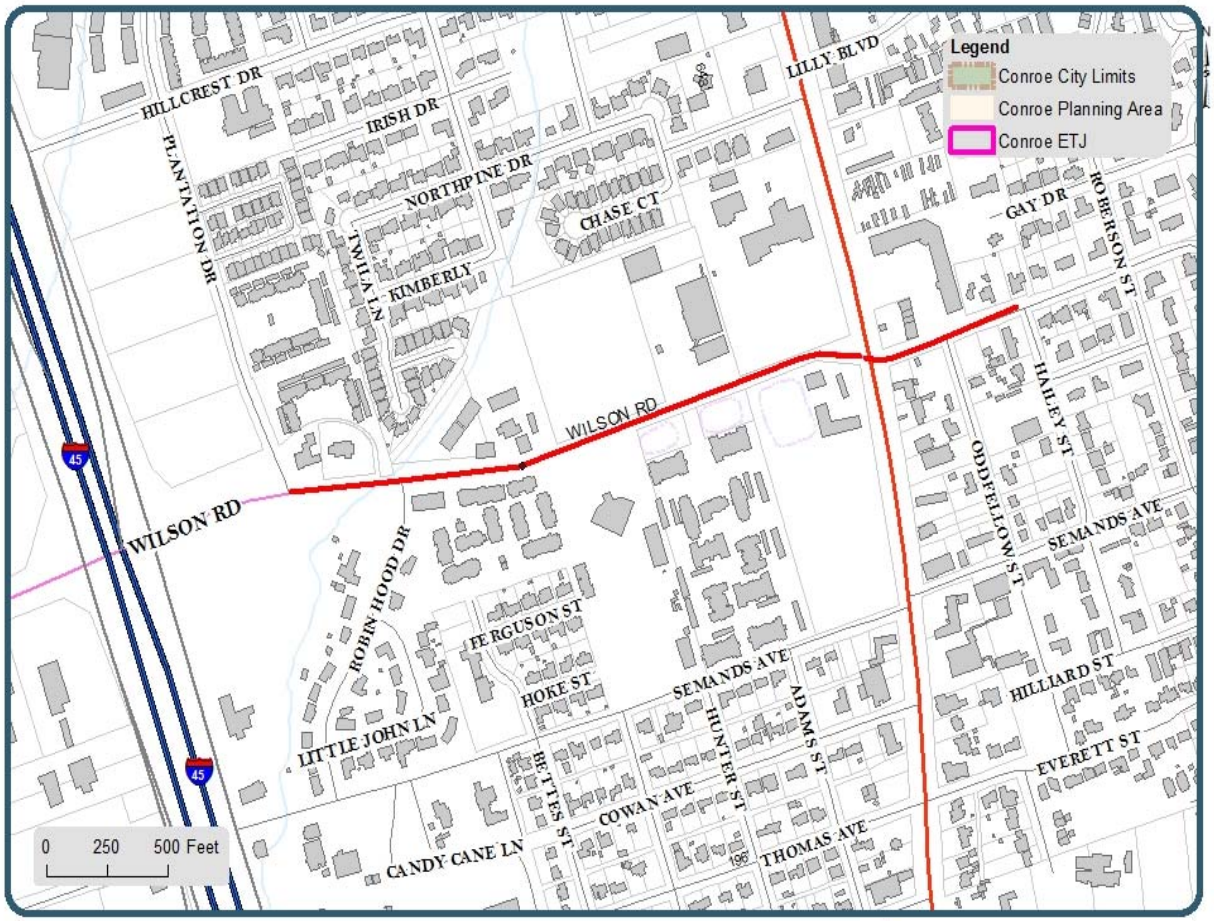

P 914 WILSON ROAD EAST

CITY OF CONROE

ADDITIONAL PROJECT DETAILS:

Capital Improvement Program
Project Sheet

Project Type: Streets

Project Name: Roadway Trans – Grace Crossing Extension **Project Code:** F58

Project Manager: Engineering

Location Description: FM 1488 at Grace Crossing Church

Summary: This project consists of approximately 300 linear feet of 4-lane concrete curb and gutter (49'). The road will be from FM 1488 north to the apartments driveway; then a 440 linear feet section of 2-lane concrete curb and gutter (25' wide) east to the fire station driveway.

Project Start Date: October 2017

Project End Date: September 2019

REVENUE SOURCE	Prior Budgets	2018-2019	2019-2020	2020-2021	2021-2022	2022-2023	2023-2028	TOTAL COST
General Obligation Bonds	$ -	$ -	$ -	$ -	$ -	$ -	$ -	$ -
Certificates of Obligation	-	445,000	-	-	-	-	-	445,000
Revenue Bonds	-	-	-	-	-	-	-	-
Interest Income	-	-	-	-	-	-	-	-
Intergovernmental	-	-	-	-	-	-	-	-
Transfers In	-	-	-	-	-	-	-	-
Other Sources*	-	-	-	-	-	-	-	-
TOTAL REVENUE	$ -	$ 445,000	$ -	$ -	$ -	$ -	$ -	$ 445,000

* Other Sources		
		$ -
		$ -
		$ -

COST BREAKDOWN

KEY COST DESCRIPTIONS	Prior Budgets	2018-2019	2019-2020	2020-2021	2021-2022	2022-2023	2023-2028	TOTAL COST
1111-Land Acquisition	$ -	$ -	$ -	$ -	$ -	$ -	$ -	$ -
1112-Planning Design (Outside)	-	-	-	-	-	-	-	-
1113-Testing/Inspection	-	-	-	-	-	-	-	-
1114-Construction (Outside)	-	405,000	-	-	-	-	-	405,000
1116-Materials	-	-	-	-	-	-	-	-
1117-Machinery/Equipment	-	-	-	-	-	-	-	-
1118-Miscellaneous	-	-	-	-	-	-	-	-
TOTAL COST	$ -	$ 405,000	$ -	$ -	$ -	$ -	$ -	$ 405,000

Note: Inflation has been added to projected costs in future years.

PROJECTED ANNUAL OPERATING IMPACT	2018-2019	2019-2020	2020-2021	2021-2022	2022-2023	2023-2028	TOTAL COST
Revenues	$ -	$ -	$ -	$ -	$ -	$ -	$ -
Charges for Service	-	-	-	-	-	-	-
Other Revenues	-	-	-	-	-	-	-
Subtotal-Revenues	$ -	$ -	$ -	$ -	$ -	$ -	$ -
Expenses							
Personnel Service	$ -	$ -	$ -	$ -	$ -	$ -	$ -
Supplies	-	-	-	-	-	-	-
Contractual Services	-	-	-	-	-	-	-
Capital Outlay	-	-	-	-	-	-	-
NET TOTAL COST	$ -	$ -	$ -	$ -	$ -	$ -	$ -

Capital Improvement Program
Project Sheet

Project Type:	Streets		
Project Name:	Roadway Trans – Grace Crossing Extension	**Project Code:**	F58
Project Manager:	Engineering		
Location Description:	FM 1488 at Grace Crossing Church		

PROJECT MAP:

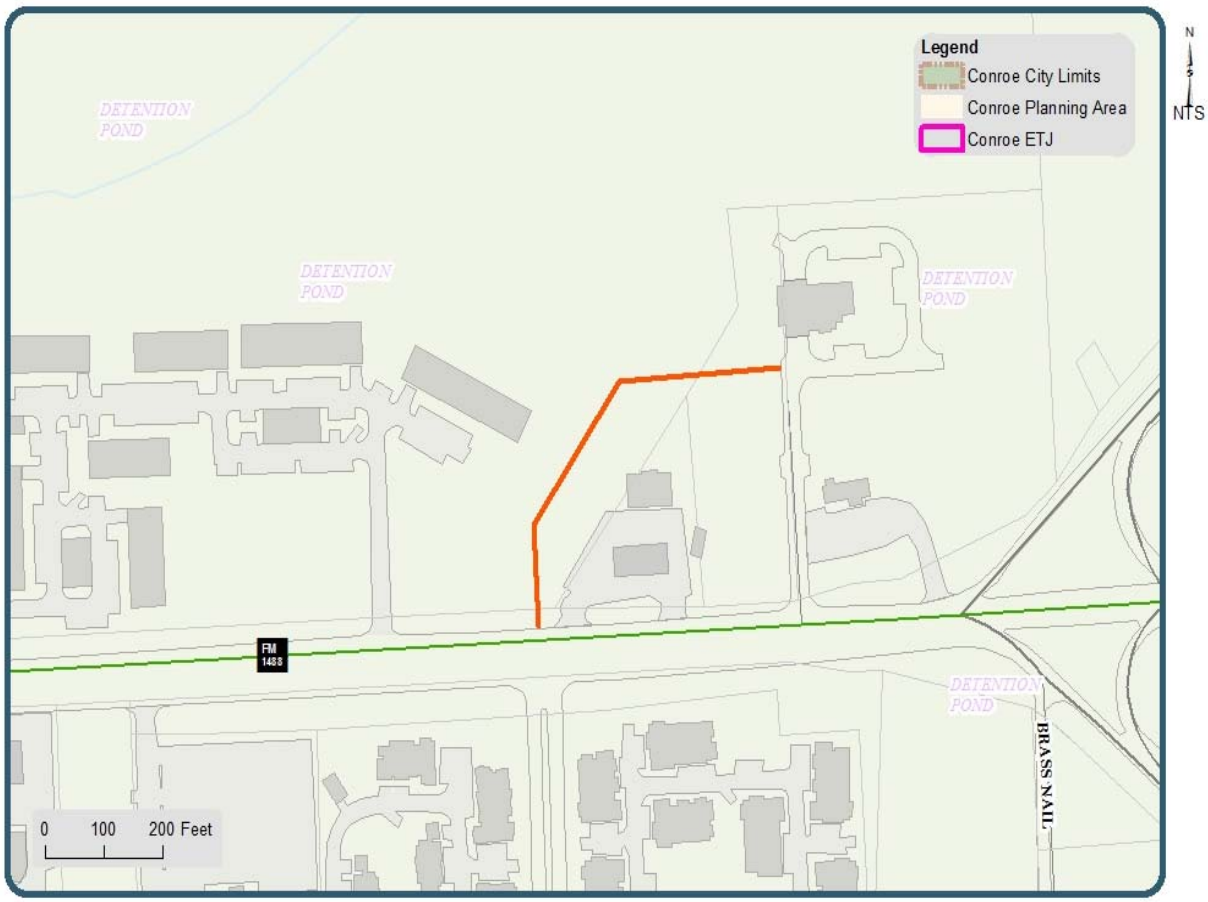

STREET - GRACE CROSSING EXTENSION

CITY OF CONROE

ADDITIONAL PROJECT DETAILS:

Capital Improvement Program
Project Sheet

Project Type: Streets

Project Name: Pedestrian Access & Transit Improvements **Project Code:** 941

Project Manager: Engineering

Location Description: Bus Route

Summary: The purpose of this project is to construct sidewalks and install transit amenities such as bus stops, shelters, benches, bike racks, and improve streetscape. This project is funded through Bus Livability (5309) Grant. The original project total is $2,100,000 for Construction, Pedestrian Access and Walkway, $150,000 has been designated to fund the Wilson Road Sidewalk CIP.

Project Start Date: October 2013

Project End Date: September 2019

REVENUE SOURCE	Prior Budgets	2018-2019	2019-2020	2020-2021	2021-2022	2022-2023	2023-2028	TOTAL COST
General Obligation Bonds	$ -	$ -	$ -	$ -	$ -	$ -	$ -	$ -
Certificates of Obligation	-	-	-	-	-	-	-	-
Revenue Bonds	-	-	-	-	-	-	-	-
Interest Income	-	-	-	-	-	-	-	-
Intergovernmental	150,000	-	-	-	-	-	-	150,000
Transfers In	-	-	-	-	-	-	-	-
Other Sources*	-	-	-	-	-	-	-	-
TOTAL REVENUE	**$ 150,000**	**$ -**	**$ -**	**$ -**	**$ -**	**$ -**	**$ -**	**$ 150,000**

* Other Sources		
	Bus Livability (5309) Grant Proceeds	$ 150,000
		$ -
		$ 150,000

COST BREAKDOWN

KEY COST DESCRIPTIONS	Prior Budgets	2018-2019	2019-2020	2020-2021	2021-2022	2022-2023	2023-2028	TOTAL COST
1111-Land Acquisition	$ -	$ -	$ -	$ -	$ -	$ -	$ -	$ -
1112-Planning Design (Outside)	-	-	-	-	-	-	-	-
1113-Testing/Inspection	-	-	-	-	-	-	-	-
1114-Construction (Outside)	150,000	-	-	-	-	-	-	150,000
1116-Materials	-	-	-	-	-	-	-	-
1117-Machinery/Equipment	-	-	-	-	-	-	-	-
1118-Miscellaneous	-	-	-	-	-	-	-	-
TOTAL COST	**$ 150,000**	**$ -**	**$ -**	**$ -**	**$ -**	**$ -**	**$ -**	**$ 150,000**

Note: Inflation has been added to projected costs in future years.

PROJECTED ANNUAL OPERATING IMPACT	2018-2019	2019-2020	2020-2021	2021-2022	2022-2023	2023-2028	TOTAL COST
Revenues	$ -	$ -	$ -	$ -	$ -	$ -	$ -
Charges for Service	-	-	-	-	-	-	-
Other Revenues	-	-	-	-	-	-	-
Subtotal-Revenues	$ -	$ -	$ -	$ -	$ -	$ -	$ -
Expenses							
Personnel Service	$ -	$ -	$ -	$ -	$ -	$ -	$ -
Supplies	-	-	-	-	-	-	-
Contractual Services	-	-	-	-	-	-	-
Capital Outlay	-	-	-	-	-	-	-
NET TOTAL COST	$ -	$ -	$ -	$ -	$ -	$ -	$ -

Capital Improvement Program
Project Sheet

Project Type:	Streets		
Project Name:	Pedestrian Access & Transit Improvements	**Project Code:**	941
Project Manager:	Engineering		
Location Description:	Bus Route		

PROJECT MAP:

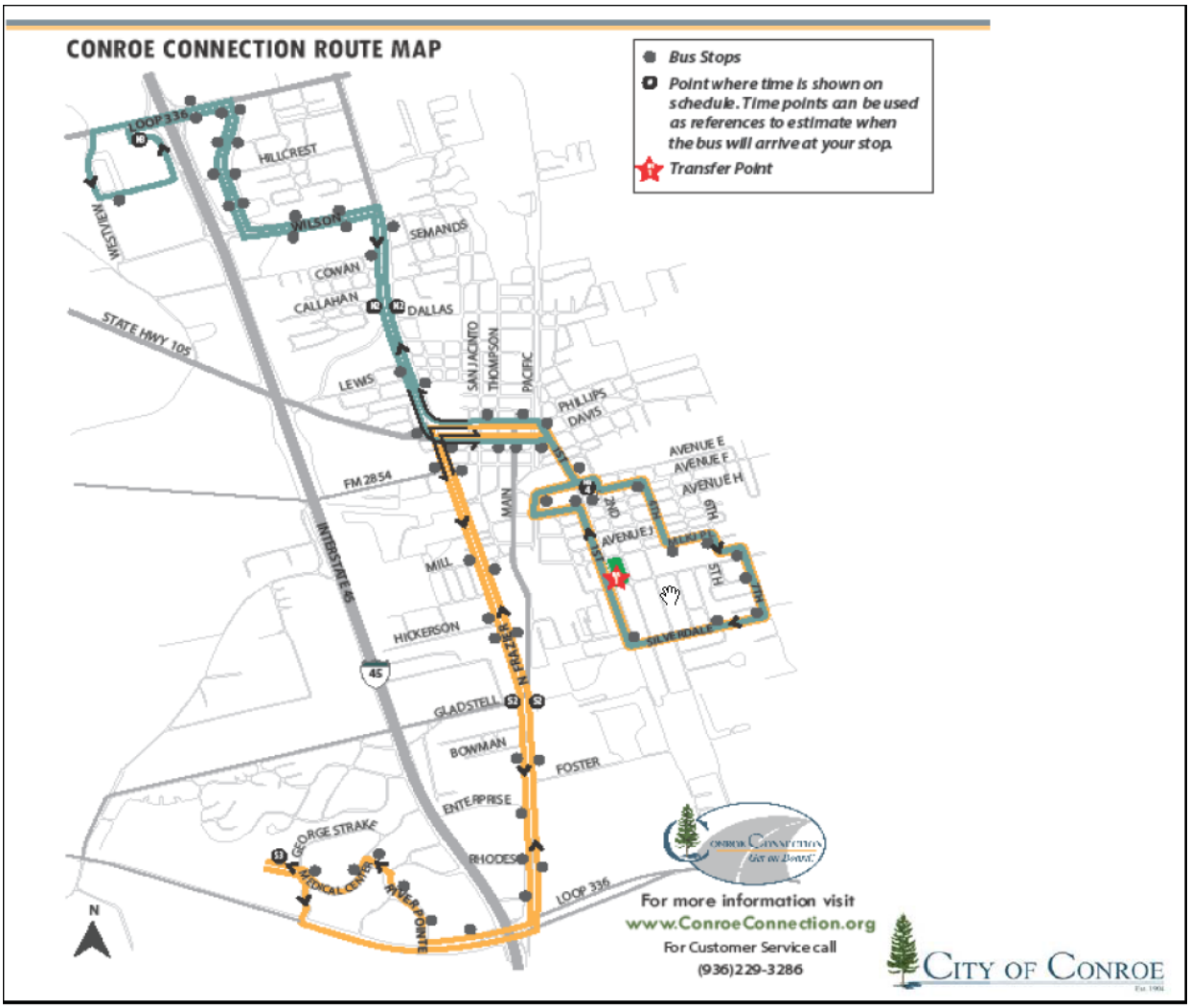

ADDITIONAL PROJECT DETAILS:

Capital Improvement Program
Project Sheet

Project Type: Streets

Project Name: Road Extension - Freedom Boulevard (CIDC and Montgomery County)

Project Code: G35

Project Manager: Engineering

Location Description: Spirit of Texas

Summary: The project consists of extending the existing library driveway north to the Spirit of Texas Bank parking lot. The scope is to construct approximately 700 linear feet of 6" concrete pavement with storm sewer and install cross culvert of approximately 50 linear feet. Stripe and signage for the street will go from FM 2854 to the Spirit of Texas Bank parking lot. The total project budget is funded by CIDC ($810,000) and Montgomery County ($500,000).

Project Start Date: Prior Year

Project End Date: September 2019

REVENUE SOURCE	Prior Budgets	2018-2019	2019-2020	2020-2021	2021-2022	2022-2023	2023-2028	TOTAL COST
General Obligation Bonds	$ -	$ -	$ -	$ -	$ -	$ -	$ -	**$ -**
Certificates of Obligation	-	-	-	-	-	-	-	**-**
Revenue Bonds	-	-	-	-	-	-	-	**-**
Interest Income	-	-	-	-	-	-	-	**-**
Intergovernmental	289,000	-	-	-	-	-	-	**289,000**
Transfers In	434,000	-	-	-	-	-	-	**434,000**
Other Sources*	-	-	-	-	-	-	-	**-**
TOTAL REVENUE	**$ 723,000**	**$ -**	**$ -**	**$ -**	**$ -**	**$ -**	**$ -**	**$ 723,000**

* Other Sources		
	Montgomery County (075-7514-6106)	$ 289,000
	CIDC General Fund (009)	$ 434,000
		$ 723,000

COST BREAKDOWN

KEY COST DESCRIPTIONS	Prior Budgets	2018-2019	2019-2020	2020-2021	2021-2022	2022-2023	2023-2028	TOTAL COST
1111-Land Acquisition	$ -	$ -	$ -	$ -	$ -	$ -	$ -	**$ -**
1112-Planning Design (Outside)	-	-	-	-	-	-	-	**-**
1113-Testing/Inspection	-	-	-	-	-	-	-	**-**
1114-Construction (Outside)	723,000	-	-	-	-	-	-	**723,000**
1116-Materials	-	-	-	-	-	-	-	**-**
1117-Machinery/Equipment	-	-	-	-	-	-	-	**-**
1118-Miscellaneous	-	-	-	-	-	-	-	**-**
TOTAL COST	**$ 723,000**	**$ -**	**$ -**	**$ -**	**$ -**	**$ -**	**$ -**	**$ 723,000**

Note: Inflation has been added to projected costs in future years.

PROJECTED ANNUAL OPERATING IMPACT	2018-2019	2019-2020	2020-2021	2021-2022	2022-2023	2023-2028	TOTAL COST
Revenues	$ -	$ -	$ -	$ -	$ -	$ -	**$ -**
Charges for Service	-	-	-	-	-	-	**-**
Other Revenues	-	-	-	-	-	-	**-**
Subtotal-Revenues	$ -	$ -	$ -	$ -	$ -	$ -	**$ -**
Expenses							
Personnel Service	$ -	$ -	$ -	$ -	$ -	$ -	**$ -**
Supplies	-	-	-	-	-	-	**-**
Contractual Services	-	-	-	-	-	-	**-**
Capital Outlay	-	-	-	-	-	-	**-**
NET TOTAL COST	**$ -**	**$ -**	**$ -**	**$ -**	**$ -**	**$ -**	**$ -**

Capital Improvement Program
Project Sheet

Project Type:	Streets		
Project Name:	Road Extension - Freedom Boulevard (CIDC and Montgomery County)	**Project Code:**	G35
Project Manager:	Engineering		
Location Description:	Spirit of Texas		

PROJECT MAP:

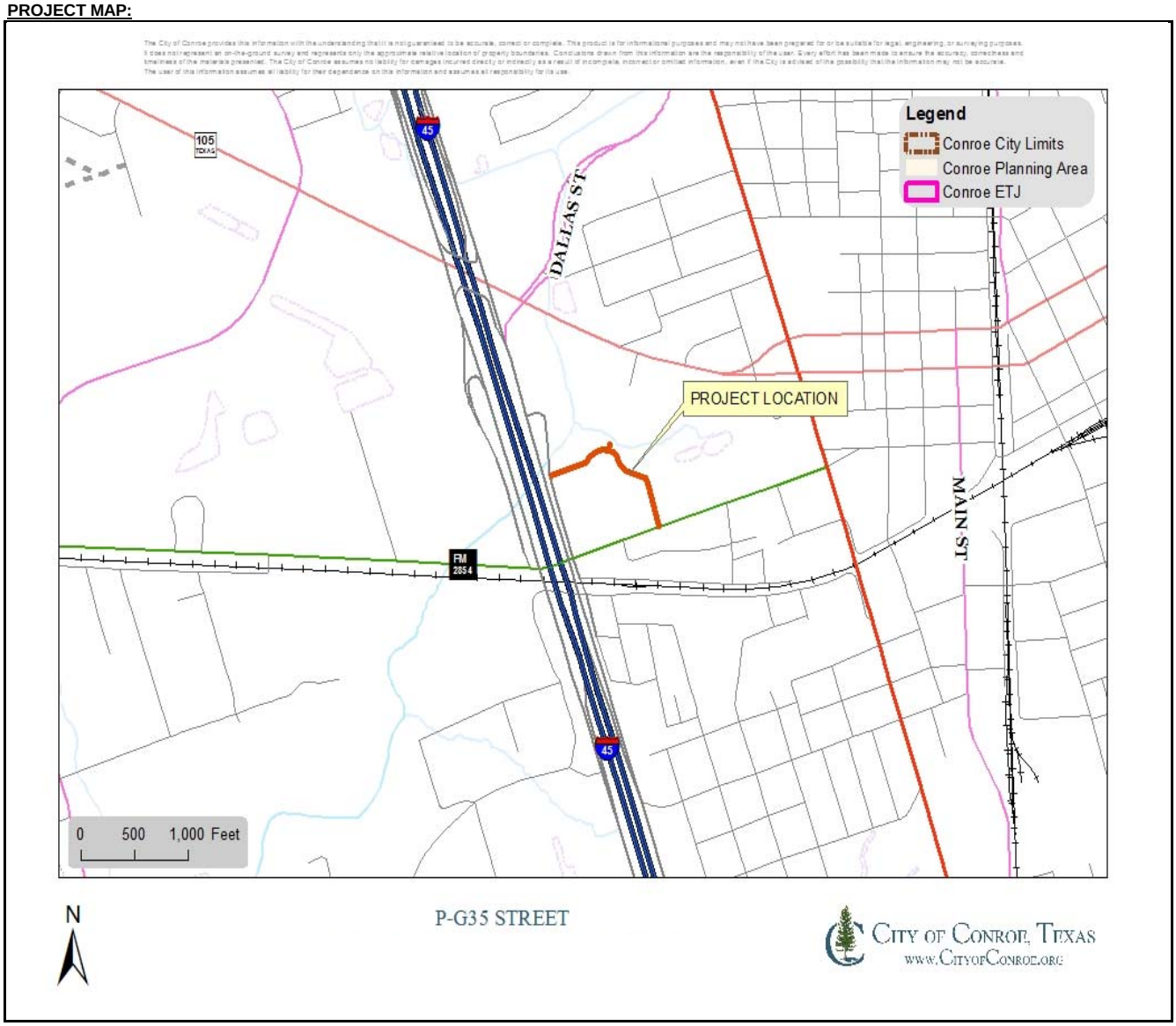

ADDITIONAL PROJECT DETAILS:

Capital Improvement Program
Project Sheet

Project Type: Streets

Project Name: Roadway Trans - TIRZ #3 - Longmire Road Phase 2B **Project Code:** 669

Project Manager: Engineering

Location Description: Longmire Road from FM 3083 (Carter Moore Drive) to Wedgewood

Summary: This project involves widening and upgrading approximately 1.17 miles of existing 2-lane/2-way asphalt road to 4-lane/2-way 49' back to back concrete pavement. The pavement will be 9" continuously reinforced concrete pavement with curb and gutter. The drainage improvements include 18" and 24" reinforced concrete pipe, inlets, junction boxes, and headwalls. There is an existing water and traffic signal CIP connected to this project.

Project Start Date: October 2017

Project End Date: September 2019

REVENUE SOURCE	Prior Budgets	2018-2019	2019-2020	2020-2021	2021-2022	2022-2023	2023-2028	TOTAL COST
General Obligation Bonds	$ -	$ -	$ -	$ -	$ -	$ -	$ -	**$ -**
Certificates of Obligation	-	6,409,000	-	-	-	-	-	**6,409,000**
Revenue Bonds	-	-	-	-	-	-	-	**-**
Interest Income	-	-	-	-	-	-	-	**-**
Intergovernmental	-	-	-	-	-	-	-	**-**
Transfers In	-	-	-	-	-	-	-	**-**
Other Sources*	-	-	-	-	-	-	-	**-**
TOTAL REVENUE	**$ -**	**$ 6,409,000**	**$ -**	**$ -**	**$ -**	**$ -**	**$ -**	**$ 6,409,000**

* Other Sources		
		$ -
		$ -
		$ -

COST BREAKDOWN

KEY COST DESCRIPTIONS	Prior Budgets	2018-2019	2019-2020	2020-2021	2021-2022	2022-2023	2023-2028	TOTAL COST
1111-Land Acquisition	$ -	$ -	$ -	$ -	$ -	$ -	$ -	**$ -**
1112-Planning Design (Outside)	-	-	-	-	-	-	-	**-**
1113-Testing/Inspection	-	-	-	-	-	-	-	**-**
1114-Construction (Outside)	-	6,409,000	-	-	-	-	-	**6,409,000**
1116-Materials	-	-	-	-	-	-	-	**-**
1117-Machinery/Equipment	-	-	-	-	-	-	-	**-**
1118-Miscellaneous	-	-	-	-	-	-	-	**-**
TOTAL COST	**$ -**	**$ 6,409,000**	**$ -**	**$ -**	**$ -**	**$ -**	**$ -**	**$ 6,409,000**

Note: Inflation has been added to projected costs in future years.

PROJECTED ANNUAL OPERATING IMPACT	2018-2019	2019-2020	2020-2021	2021-2022	2022-2023	2023-2028	TOTAL COST
Revenues	$ -	$ -	$ -	$ -	$ -	$ -	**$ -**
Charges for Service	-	-	-	-	-	-	**-**
Other Revenues	-	-	-	-	-	-	**-**
Subtotal-Revenues	$ -	$ -	$ -	$ -	$ -	$ -	**$ -**
Expenses							
Personnel Service	$ -	$ -	$ -	$ -	$ -	$ -	**$ -**
Supplies	-	-	-	-	-	-	**-**
Contractual Services	-	-	-	-	-	-	**-**
Capital Outlay	-	-	-	-	-	-	**-**
NET TOTAL COST	**$ -**	**$ -**	**$ -**	**$ -**	**$ -**	**$ -**	**$ -**

Capital Improvement Program
Project Sheet

Project Type:	Streets		
Project Name:	Roadway Trans - TIRZ #3 - Longmire Road Phase 2B	**Project Code:**	669
Project Manager:	Engineering		
Location Description:	Longmire Road from FM 3083 (Carter Moore Drive) to Wedgewood		

PROJECT MAP:

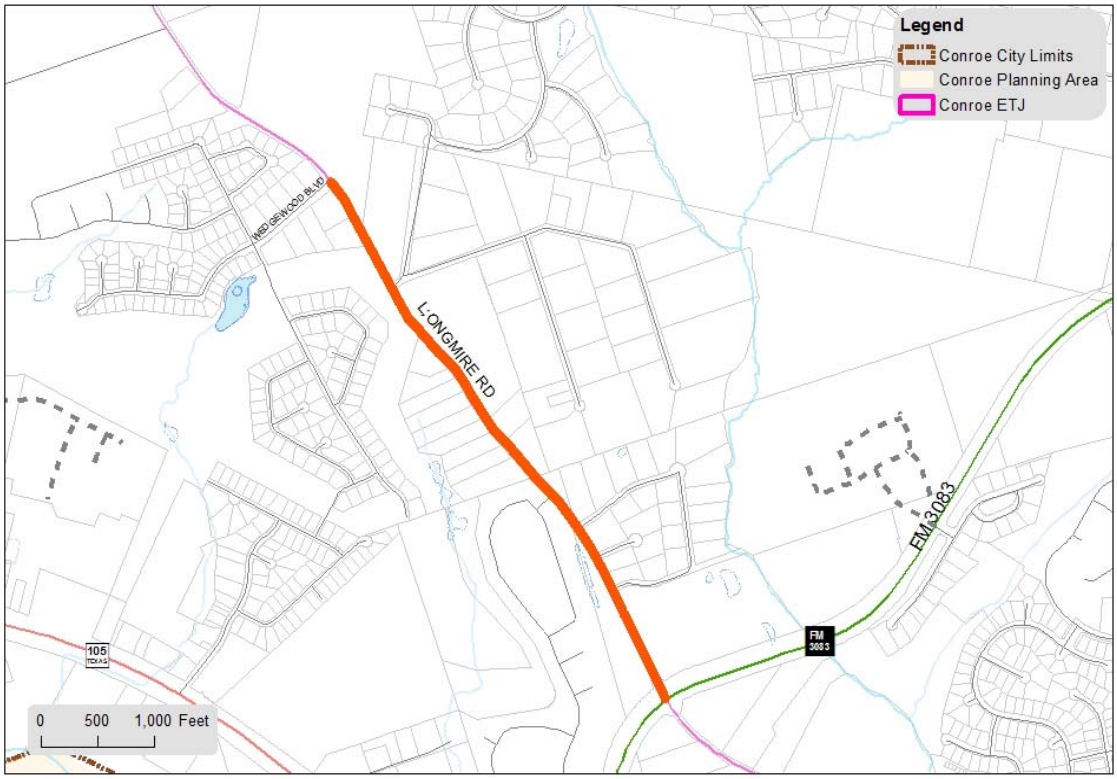

P-669
ROADWAY TRANSPORTATION
LONGMIRE RD PHASE 2B

City of Conroe, Texas
www.CityofConroe.org

ADDITIONAL PROJECT DETAILS:

Capital Improvement Program
Project Sheet

Project Type: Streets

Project Name: Roadway Trans - TIRZ #3 - Longmire Road Phase 3 **Project Code:** 604

Project Manager: Engineering

Location Description: Longmire Road from Wedgewood to League Line Road

Summary: This project consists of widening and upgrading approximately 1.81 miles of existing 2-lane/2-way asphalt road to a 4-lane/2-way, 49' back to back concrete pavement. The drainage portion of the project includes installing concrete box culverts, 18", 24", 30", 36", 42", and 48" reinforced concrete pipe, inlets, junction boxes, and wing walls. There is an existing water CIP connected to this project.

Project Start Date: October 2017

Project End Date: September 2019

REVENUE SOURCE	Prior Budgets	2018-2019	2019-2020	2020-2021	2021-2022	2022-2023	2023-2028	TOTAL COST
General Obligation Bonds	$ -	$ -	$ -	$ -	$ -	$ -	$ -	$ -
Certificates of Obligation	-	9,500,000	-	-	-	-	-	9,500,000
Revenue Bonds	-	-	-	-	-	-	-	-
Interest Income	-	-	-	-	-	-	-	-
Intergovernmental	-	-	-	-	-	-	-	-
Transfers In	-	-	-	-	-	-	-	-
Other Sources*	-	-	-	-	-	-	-	-
TOTAL REVENUE	$ -	$ 9,500,000	$ -	$ -	$ -	$ -	$ -	$ 9,500,000

* Other Sources		
		$ -
		$ -
		$ -

COST BREAKDOWN

KEY COST DESCRIPTIONS	Prior Budgets	2018-2019	2019-2020	2020-2021	2021-2022	2022-2023	2023-2028	TOTAL COST
1111-Land Acquisition	$ -	$ -	$ -	$ -	$ -	$ -	$ -	$ -
1112-Planning Design (Outside)	-	-	-	-	-	-	-	-
1113-Testing/Inspection	-	-	-	-	-	-	-	-
1114-Construction (Outside)	-	9,500,000	-	-	-	-	-	9,500,000
1116-Materials	-	-	-	-	-	-	-	-
1117-Machinery/Equipment	-	-	-	-	-	-	-	-
1118-Miscellaneous	-	-	-	-	-	-	-	-
TOTAL COST	$ -	$ 9,500,000	$ -	$ -	$ -	$ -	$ -	$ 9,500,000

Note: Inflation has been added to projected costs in future years.

PROJECTED ANNUAL OPERATING IMPACT	2018-2019	2019-2020	2020-2021	2021-2022	2022-2023	2023-2028	TOTAL COST
Revenues	$ -	$ -	$ -	$ -	$ -	$ -	$ -
Charges for Service	-	-	-	-	-	-	-
Other Revenues	-	-	-	-	-	-	-
Subtotal-Revenues	$ -	$ -	$ -	$ -	$ -	$ -	$ -
Expenses							
Personnel Service	$ -	$ -	$ -	$ -	$ -	$ -	$ -
Supplies	-	-	-	-	-	-	-
Contractual Services	-	-	-	-	-	-	-
Capital Outlay	-	-	-	-	-	-	-
NET TOTAL COST	$ -	$ -	$ -	$ -	$ -	$ -	$ -

Capital Improvement Program
Project Sheet

Project Type:	Streets		
Project Name:	Roadway Trans - TIRZ #3 - Longmire Road Phase 3	**Project Code:**	604
Project Manager:	Engineering		
Location Description:	Longmire Road from Wedgewood to League Line Road		

PROJECT MAP:

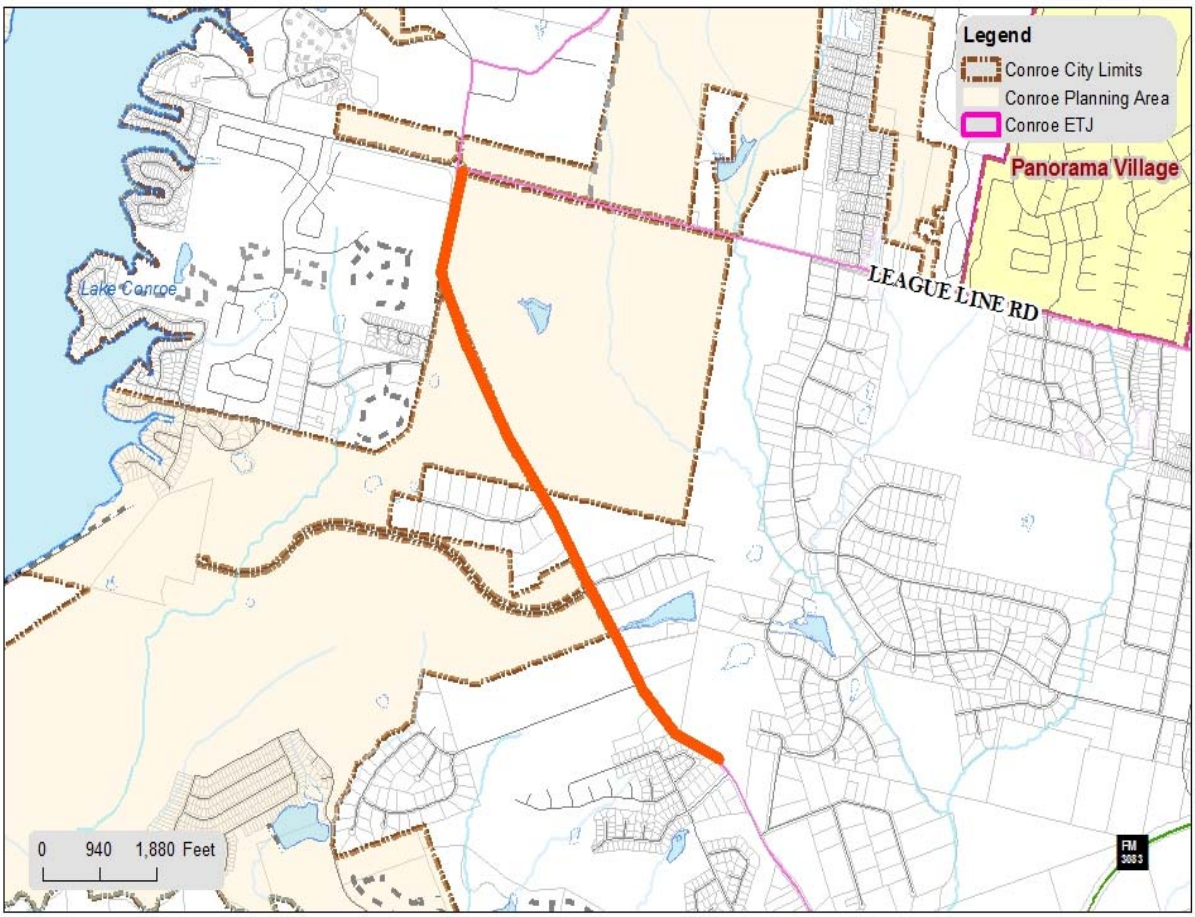

P-604

TIRZ #3 - LONGMIRE RD PHASE III

City of Conroe, Texas
www.CityofConroe.org

ADDITIONAL PROJECT DETAILS:

Capital Improvement Program
Project Sheet

Project Type: Streets

Project Name: Roadway Widening with Improvements - Old Conroe Road South Section (H-GAC/TxDOT Participation)

Project Code: G58

Project Manager: Engineering

Location Description: FM 1488 to San Jacinto River (23,060 LF)

Summary: The City will pay preliminary design fees, environmental, and right-of-way mapping fees for approximately 30,600 linear feet of roadway. TxDOT participation is 80% of the cost and the City's portion is 20% for construction. The design will be 100% responsibility of the City. The existing road from FM 1488 to Park Avenue will be widened from two-lane to four-lane and upgraded from asphalt to concrete. The portion from Park Avenue to Sgt. Ed Holcomb will be a new stretch of 4-lane concrete. The final section from Sgt. Ed Holcomb Blvd to S. Loop 336 is an existing 2-lane asphalt road and will be updated to a 4-lane concrete road with pedestrian elements along the entire length of the road with an additional bridge at San Jacinto River and Lake Creek that extends approximately one-mile.

Project Start Date: October 2017

Project End Date: September 2019

REVENUE SOURCE	Prior Budgets	2018-2019	2019-2020	2020-2021	2021-2022	2022-2023	2023-2028	TOTAL COST
General Obligation Bonds	$ -	$ -	$ -	$ -	$ -	$ -	$ -	**$ -**
Certificates of Obligation	-	825,000	5,400,000	-	13,500,000	-	-	**19,725,000**
Revenue Bonds	-	-	-	-	-	-	-	**-**
Interest Income	-	-	-	-	-	-	-	**-**
Intergovernmental	-	-	-	-	-	-	-	**-**
Transfers In	-	-	-	-	-	-	-	**-**
Other Sources*	-	-	-	-	-	-	-	**-**
TOTAL REVENUE	**$ -**	**$ 825,000**	**$ 5,400,000**	**$ -**	**$ 13,500,000**	**$ -**	**$ -**	**$ 19,725,000**

*** Other Sources**		$ -
		$ -
		$ -

COST BREAKDOWN

KEY COST DESCRIPTIONS	Prior Budgets	2018-2019	2019-2020	2020-2021	2021-2022	2022-2023	2023-2028	TOTAL COST
1111-Land Acquisition	$ -	$ -	$ -	$ -	$ -	$ -	$ -	**$ -**
1112-Planning Design (Outside)	-	825,000	5,400,000	-	-	-	-	**6,225,000**
1113-Testing/Inspection	-	-	-	-	-	-	-	**-**
1114-Construction (Outside)	-	-	-	-	13,500,000	-	-	**13,500,000**
1116-Materials	-	-	-	-	-	-	-	**-**
1117-Machinery/Equipment	-	-	-	-	-	-	-	**-**
1118-Miscellaneous	-	-	-	-	-	-	-	**-**
TOTAL COST	**$ -**	**$ 825,000**	**$ 5,400,000**	**$ -**	**$ 13,500,000**	**$ -**	**$ -**	**$ 19,725,000**

Note: Inflation has been added to projected costs in future years.

PROJECTED ANNUAL OPERATING IMPACT	2018-2019	2019-2020	2020-2021	2021-2022	2022-2023	2023-2028	TOTAL COST
Revenues	$ -	$ -	$ -	$ -	$ -	$ -	**$ -**
Charges for Service	-	-	-	-	-	-	**-**
Other Revenues	-	-	-	-	-	-	**-**
Subtotal-Revenues	$ -	$ -	$ -	$ -	$ -	$ -	**$ -**
Expenses							
Personnel Service	$ -	$ -	$ -	$ -	$ -	$ -	**$ -**
Supplies	-	-	-	-	-	-	**-**
Contractual Services	-	-	-	-	-	-	**-**
Capital Outlay	-	-	-	-	-	-	**-**
NET TOTAL COST	**$ -**	**$ -**	**$ -**	**$ -**	**$ -**	**$ -**	**$ -**

Capital Improvement Program
Project Sheet

Project Type:	Streets		
Project Name:	Roadway Widening with Improvements - Old Conroe Road South Section (H-GAC/TxDOT Participation)	**Project Code:**	G58
Project Manager:	Engineering		
Location Description:	FM 1488 to San Jacinto River (23,060 LF)		

PROJECT MAP:

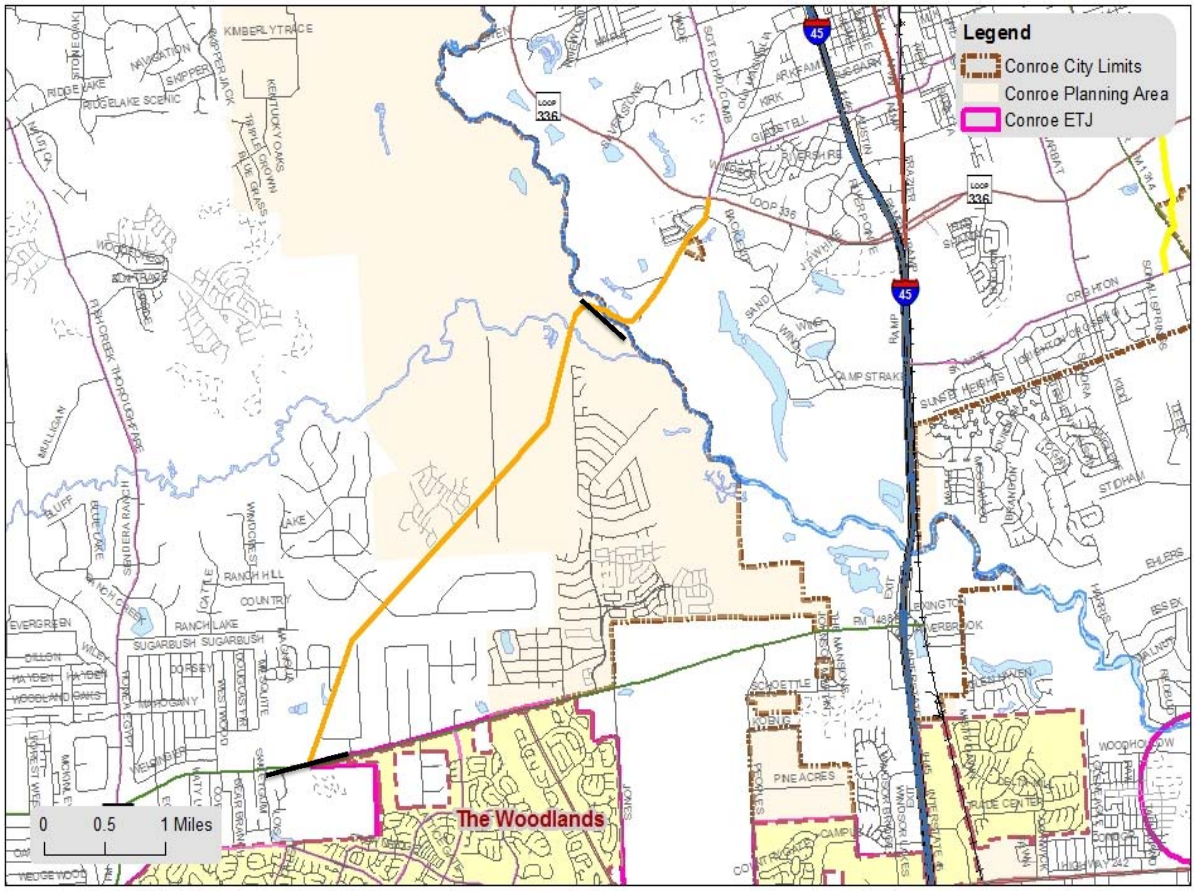

OLD CONROE RD
FM 1488 TO LOOP 336 S

City of Conroe, Texas
www.CityofConroe.org

ADDITIONAL PROJECT DETAILS:

Capital Improvement Program
Project Sheet

Project Type: Streets

Project Name: Roadway Widening with Improvements - TIRZ #3 - Old Conroe Road North Section

Project Code: TBD

Project Manager: Engineering

Location Description: San Jacinto River to South Loop 336 (7,540 LF)

Summary: The City will pay preliminary design fees, environmental, and right-of-way mapping fees for approximately 30,600 linear feet of roadway. TxDOT participation is 80% of the cost and the City's portion is 20% for construction. The design will be 100% responsibility of the City. The existing road from FM 1488 to Park Avenue will be widened from two-lane to four-lane and upgraded from asphalt to concrete. The portion from Park Avenue to Sgt. Ed Holcomb will be a new stretch of 4-lane concrete. The final section from Sgt. Ed Holcomb Blvd to S. Loop 336 is an existing 2-lane asphalt road and will be updated to a 4-lane concrete road with pedestrian elements along the entire length of the road with an additional bridge at San Jacinto River and Lake Creek that extends approximately one-mile.

Project Start Date: October 2017

Project End Date: September 2019

REVENUE SOURCE	Prior Budgets	2018-2019	2019-2020	2020-2021	2021-2022	2022-2023	2023-2028	TOTAL COST
General Obligation Bonds	$ -	$ -	$ -	$ -	$ -	$ -	$ -	**$ -**
Certificates of Obligation	-	275,000	1,800,000	-	4,500,000	-	-	**6,575,000**
Revenue Bonds	-	-	-	-	-	-	-	**-**
Interest Income	-	-	-	-	-	-	-	**-**
Intergovernmental	-	-	-	-	-	-	-	**-**
Transfers In	-	-	-	-	-	-	-	**-**
Other Sources*	-	-	-	-	-	-	-	**-**
TOTAL REVENUE	**$ -**	**$ 275,000**	**$ 1,800,000**	**$ -**	**$ 4,500,000**	**$ -**	**$ -**	**$ 6,575,000**

* Other Sources	
	$ -
	$ -
	$ -

COST BREAKDOWN

KEY COST DESCRIPTIONS	Prior Budgets	2018-2019	2019-2020	2020-2021	2021-2022	2022-2023	2023-2028	TOTAL COST
1111-Land Acquisition	$ -	$ -	$ -	$ -	$ -	$ -	$ -	**$ -**
1112-Planning Design (Outside)	-	275,000	1,800,000	-	-	-	-	**2,075,000**
1113-Testing/Inspection	-	-	-	-	-	-	-	**-**
1114-Construction (Outside)	-	-	-	-	4,500,000	-	-	**4,500,000**
1116-Materials	-	-	-	-	-	-	-	**-**
1117-Machinery/Equipment	-	-	-	-	-	-	-	**-**
1118-Miscellaneous	-	-	-	-	-	-	-	**-**
TOTAL COST	**$ -**	**$ 275,000**	**$ 1,800,000**	**$ -**	**$ 4,500,000**	**$ -**	**$ -**	**$ 6,575,000**

Note: Inflation has been added to projected costs in future years.

PROJECTED ANNUAL OPERATING IMPACT	2018-2019	2019-2020	2020-2021	2021-2022	2022-2023	2023-2028	TOTAL COST
Revenues	$ -	$ -	$ -	$ -	$ -	$ -	**$ -**
Charges for Service	-	-	-	-	-	-	**-**
Other Revenues	-	-	-	-	-	-	**-**
Subtotal-Revenues	$ -	$ -	$ -	$ -	$ -	$ -	**$ -**
Expenses							
Personnel Service	$ -	$ -	$ -	$ -	$ -	$ -	**$ -**
Supplies	-	-	-	-	-	-	**-**
Contractual Services	-	-	-	-	-	-	**-**
Capital Outlay	-	-	-	-	-	-	**-**
NET TOTAL COST	**$ -**	**$ -**	**$ -**	**$ -**	**$ -**	**$ -**	**$ -**

Capital Improvement Program
Project Sheet

Project Type: Streets

Project Name: Roadway Widening with Improvements - TIRZ #3 - Old Conroe Road North Section

Project Code: TBD

Project Manager: Engineering

Location Description: San Jacinto River to South Loop 336 (7,540 LF)

PROJECT MAP:

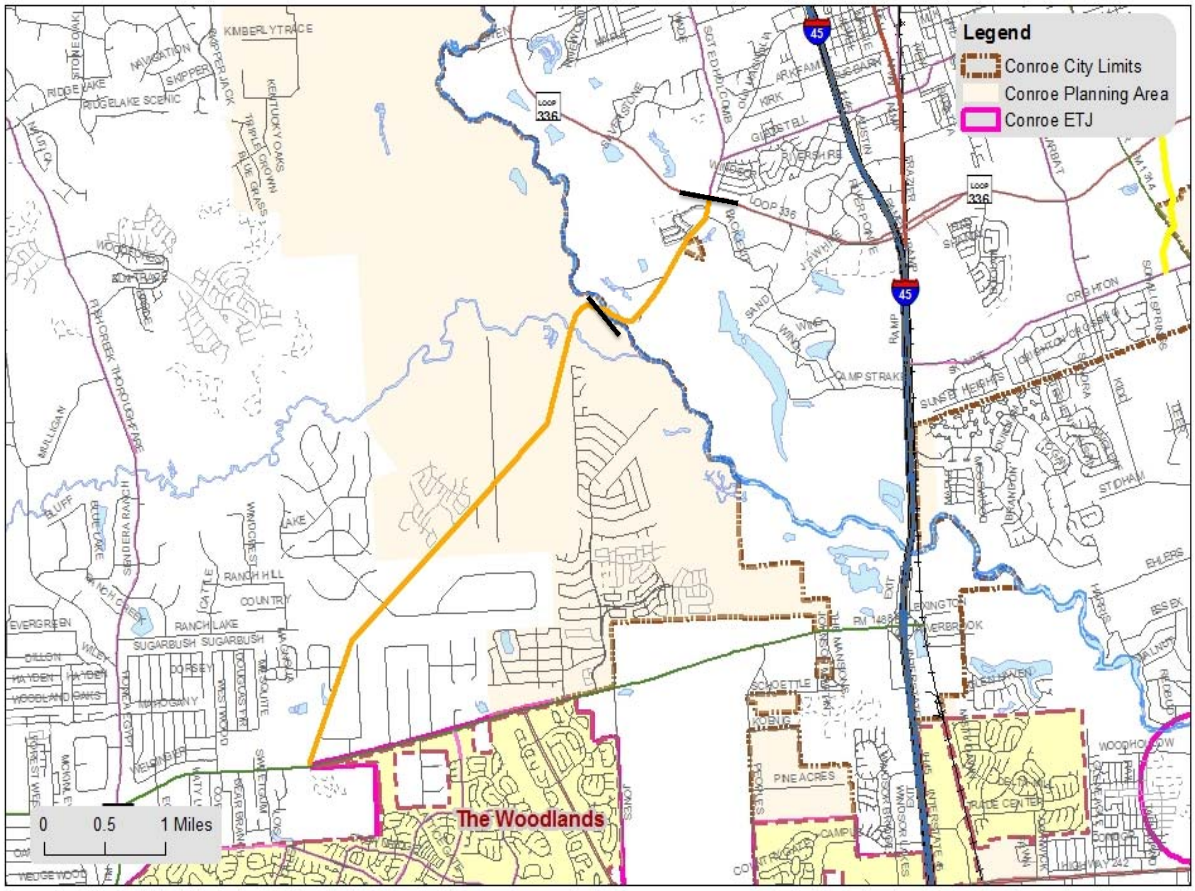

OLD CONROE RD
FM 1488 TO LOOP 336 S

City of Conroe, Texas
www.CityofConroe.org

ADDITIONAL PROJECT DETAILS:

This project is authorized by the TIRZ #3 Agreement with Montgomery County, dated October 15, 2001, for the widening and improvement of Old Magnolia Road from Loop 336 South to the San Jacinto River.

Capital Improvement Program
Project Sheet

Project Type: Streets

Project Name: Sidewalk & Pedestrian Bridges – Freedom Boulevard

Project Code: G47

Project Manager: Engineering

Location Description: Spirit of Texas

Summary: This project will construct a sidewalk and pedestrian bridges over the drainage ditch connecting the Flag Park, SH 105 and TxDOT Detention Pond Park Area. This project will also improve drainage of Spirit of Texas Bank. The project includes the construction of 1,200 linear feet of concrete sidewalks, installation of storm sewer (30" to 48"), junction boxes, grate inlets, and installation of three (3) pedestrian bridges (10-ft clear span; 80 linear feet each).

Project Start Date: October 2017

Project End Date: September 2019

REVENUE SOURCE	Prior Budgets	2018-2019	2019-2020	2020-2021	2021-2022	2022-2023	2023-2028	TOTAL COST
General Obligation Bonds	$ -	$ -	$ -	$ -	$ -	$ -	$ -	**$ -**
Certificates of Obligation	35,000	802,000	-	-	-	-	-	**837,000**
Revenue Bonds	-	-	-	-	-	-	-	**-**
Interest Income	-	-	-	-	-	-	-	**-**
Intergovernmental	-	-	-	-	-	-	-	**-**
Transfers In	-	-	-	-	-	-	-	**-**
Other Sources*	-	-	-	-	-	-	-	**-**
TOTAL REVENUE	**$ 35,000**	**$ 802,000**	**$ -**	**$ -**	**$ -**	**$ -**	**$ -**	**$ 837,000**

* Other Sources		
	2017-A COs (7514)	$ 35,000
		$ -
		$ 35,000

COST BREAKDOWN

KEY COST DESCRIPTIONS	Prior Budgets	2018-2019	2019-2020	2020-2021	2021-2022	2022-2023	2023-2028	TOTAL COST
1111-Land Acquisition	$ -	$ -	$ -	$ -	$ -	$ -	$ -	**$ -**
1112-Planning Design (Outside)	35,000	-	-	-	-	-	-	**35,000**
1113-Testing/Inspection	-	-	-	-	-	-	-	**-**
1114-Construction (Outside)	-	802,000	-	-	-	-	-	**802,000**
1116-Materials	-	-	-	-	-	-	-	**-**
1117-Machinery/Equipment	-	-	-	-	-	-	-	**-**
1118-Miscellaneous	-	-	-	-	-	-	-	**-**
TOTAL COST	**$ 35,000**	**$ 802,000**	**$ -**	**$ -**	**$ -**	**$ -**	**$ -**	**$ 837,000**

Note: Inflation has been added to projected costs in future years.

PROJECTED ANNUAL OPERATING IMPACT	2018-2019	2019-2020	2020-2021	2021-2022	2022-2023	2023-2028	TOTAL COST
Revenues	$ -	$ -	$ -	$ -	$ -	$ -	**$ -**
Charges for Service	-	-	-	-	-	-	**-**
Other Revenues	-	-	-	-	-	-	**-**
Subtotal-Revenues	$ -	$ -	$ -	$ -	$ -	$ -	**$ -**
Expenses							
Personnel Service	$ -	$ -	$ -	$ -	$ -	$ -	**$ -**
Supplies	-	-	-	-	-	-	**-**
Contractual Services	-	-	-	-	-	-	**-**
Capital Outlay	-	-	-	-	-	-	**-**
NET TOTAL COST	**$ -**	**$ -**	**$ -**	**$ -**	**$ -**	**$ -**	**$ -**

Capital Improvement Program
Project Sheet

Project Type: Streets

Project Name: Sidewalk & Pedestrian Bridges – Freedom Boulevard

Project Code: G47

Project Manager: Engineering

Location Description: Spirit of Texas

PROJECT MAP:

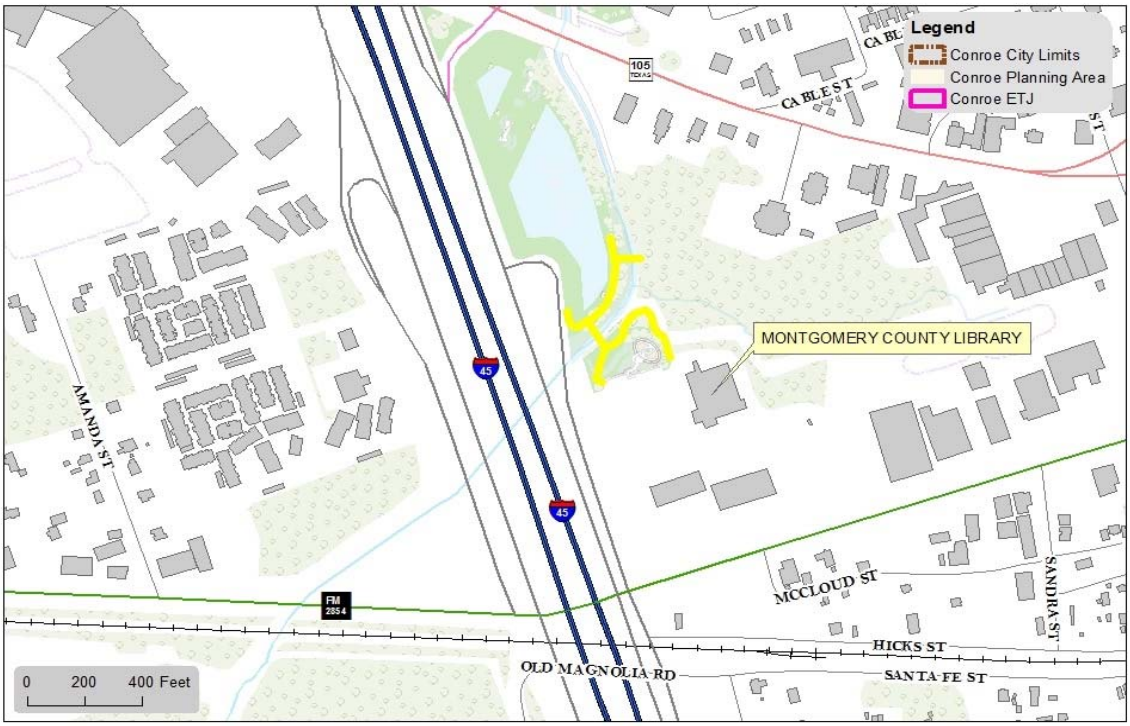

N

P-G47 STREET
SIDEWALK & PEDESTRIAN BRIDGES

City of Conroe, Texas
www.CityofConroe.org

ADDITIONAL PROJECT DETAILS:

Capital Improvement Program
Project Sheet

Project Type: Streets

Project Name: Roadway Extension - Camelot Street **Project Code:** G57

Project Manager: Engineering

Location Description: SH 105 to Camelot Street

Summary: This project will extend the existing Camelot Street. The road construction consists of approximately 2,600 linear feet of concrete pavement with storm sewer. There is a water CIP connected to this project.

Project Start Date: October 2017

Project End Date: September 2019

REVENUE SOURCE	Prior Budgets	2018-2019	2019-2020	2020-2021	2021-2022	2022-2023	2023-2028	TOTAL COST
General Obligation Bonds	$ -	$ -	$ -	$ -	$ -	$ -	$ -	$ -
Certificates of Obligation	-	2,390,000	-	-	-	-	-	2,390,000
Revenue Bonds	-	-	-	-	-	-	-	-
Interest Income	-	-	-	-	-	-	-	-
Intergovernmental	-	-	-	-	-	-	-	-
Transfers In	-	-	-	-	-	-	-	-
Other Sources*	-	-	-	-	-	-	-	-
TOTAL REVENUE	$ -	$ 2,390,000	$ -	$ -	$ -	$ -	$ -	$ 2,390,000

* Other Sources		
		$ -
		$ -
		$ -

COST BREAKDOWN

KEY COST DESCRIPTIONS	Prior Budgets	2018-2019	2019-2020	2020-2021	2021-2022	2022-2023	2023-2028	TOTAL COST
1111-Land Acquisition	$ -	$ -	$ -	$ -	$ -	$ -	$ -	$ -
1112-Planning Design (Outside)	-	-	-	-	-	-	-	-
1113-Testing/Inspection	-	-	-	-	-	-	-	-
1114-Construction (Outside)	-	2,124,000	-	-	-	-	-	2,124,000
1116-Materials	-	-	-	-	-	-	-	-
1117-Machinery/Equipment	-	-	-	-	-	-	-	-
1118-Miscellaneous	-	-	-	-	-	-	-	-
TOTAL COST	$ -	$ 2,124,000	$ -	$ -	$ -	$ -	$ -	$ 2,124,000

Note: Inflation has been added to projected costs in future years.

PROJECTED ANNUAL OPERATING IMPACT	2018-2019	2019-2020	2020-2021	2021-2022	2022-2023	2023-2028	TOTAL COST
Revenues	$ -	$ -	$ -	$ -	$ -	$ -	$ -
Charges for Service	-	-	-	-	-	-	-
Other Revenues	-	-	-	-	-	-	-
Subtotal-Revenues	$ -	$ -	$ -	$ -	$ -	$ -	$ -
Expenses							
Personnel Service	$ -	$ -	$ -	$ -	$ -	$ -	$ -
Supplies	-	-	-	-	-	-	-
Contractual Services	-	-	-	-	-	-	-
Capital Outlay	-	-	-	-	-	-	-
NET TOTAL COST	$ -	$ -	$ -	$ -	$ -	$ -	$ -

Capital Improvement Program
Project Sheet

Project Type: Streets

Project Name: Roadway Extension - Camelot Street **Project Code:** G57

Project Manager: Engineering

Location Description: SH 105 to Camelot Street

PROJECT MAP:

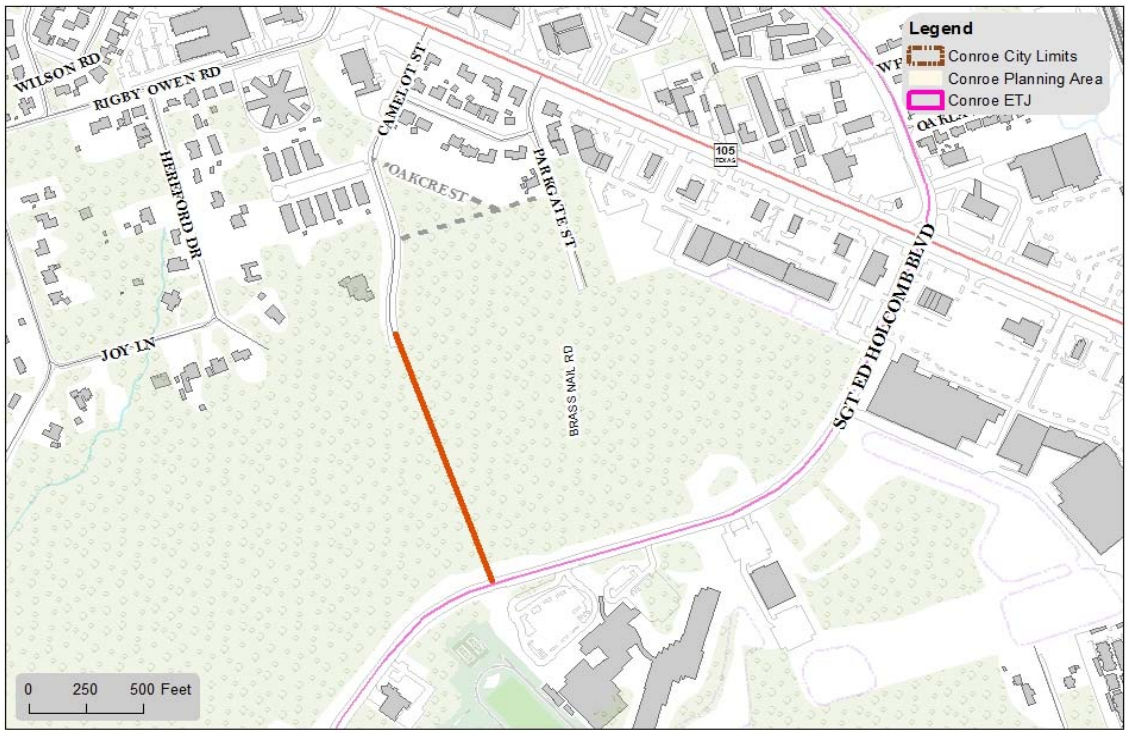

N

P-TBD STREET
ROADWAY EXTENSION - CAMELOT ST

City of Conroe Texas
www.CityofConroe.org

ADDITIONAL PROJECT DETAILS:

Capital Improvement Program
Project Sheet

Project Type: Streets

Project Name: Street Rehab - Conroe Park Dr and Pollok Dr (CIDC) **Project Code:** G59

Project Manager: Engineering

Location Description: Wally Wilkerson to the Cul-De-Sac

Summary: This project is to repair approximately 2,600 linear feet on Conroe Park Drive and approximately 2,400 linear feet on Pollok Drive with concrete pavement and base repair.

Project Start Date: Prior Year

Project End Date: September 2019

REVENUE SOURCE	Prior Budgets	2018-2019	2019-2020	2020-2021	2021-2022	2022-2023	2023-2028	TOTAL COST
General Obligation Bonds	$ -	$ -	$ -	$ -	$ -	$ -	$ -	$ -
Certificates of Obligation	-	-	-	-	-	-	-	-
Revenue Bonds	-	-	-	-	-	-	-	-
Interest Income	-	-	-	-	-	-	-	-
Intergovernmental	-	-	-	-	-	-	-	-
Transfers In	-	3,075,000	-	-	-	-	-	3,075,000
Other Sources*	-	-	-	-	-	-	-	-
TOTAL REVENUE	**$ -**	**$ 3,075,000**	**$ -**	**$ -**	**$ -**	**$ -**	**$ -**	**$ 3,075,000**

* Other Sources		
	CIDC Industrial Park Land Sales Fund (047)	$ 1,537,500
	CIDC General Fund (009)	$ 1,537,500
		$ 3,075,000

COST BREAKDOWN

KEY COST DESCRIPTIONS	Prior Budgets	2018-2019	2019-2020	2020-2021	2021-2022	2022-2023	2023-2028	TOTAL COST
1111-Land Acquisition	$ -	$ -	$ -	$ -	$ -	$ -	$ -	$ -
1112-Planning Design (Outside)	-	-	-	-	-	-	-	-
1113-Testing/Inspection	-	-	-	-	-	-	-	-
1114-Construction (Outside)	-	3,075,000	-	-	-	-	-	3,075,000
1116-Materials	-	-	-	-	-	-	-	-
1117-Machinery/Equipment	-	-	-	-	-	-	-	-
1118-Miscellaneous	-	-	-	-	-	-	-	-
TOTAL COST	**$ -**	**$ 3,075,000**	**$ -**	**$ -**	**$ -**	**$ -**	**$ -**	**$ 3,075,000**

Note: Inflation has been added to projected costs in future years.

PROJECTED ANNUAL OPERATING IMPACT	2018-2019	2019-2020	2020-2021	2021-2022	2022-2023	2023-2028	TOTAL COST
Revenues	$ -	$ -	$ -	$ -	$ -	$ -	$ -
Charges for Service	-	-	-	-	-	-	-
Other Revenues	-	-	-	-	-	-	-
Subtotal-Revenues	$ -	$ -	$ -	$ -	$ -	$ -	$ -
Expenses							
Personnel Service	$ -	$ -	$ -	$ -	$ -	$ -	$ -
Supplies	-	-	-	-	-	-	-
Contractual Services	-	-	-	-	-	-	-
Capital Outlay	-	-	-	-	-	-	-
NET TOTAL COST	$ -	$ -	$ -	$ -	$ -	$ -	$ -

Capital Improvement Program
Project Sheet

Project Type: Streets

Project Name: Street Rehab - Conroe Park Dr and Pollok Dr (CIDC) **Project Code:** G59

Project Manager: Engineering

Location Description: Wally Wilkerson to the Cul-De-Sac

PROJECT MAP:

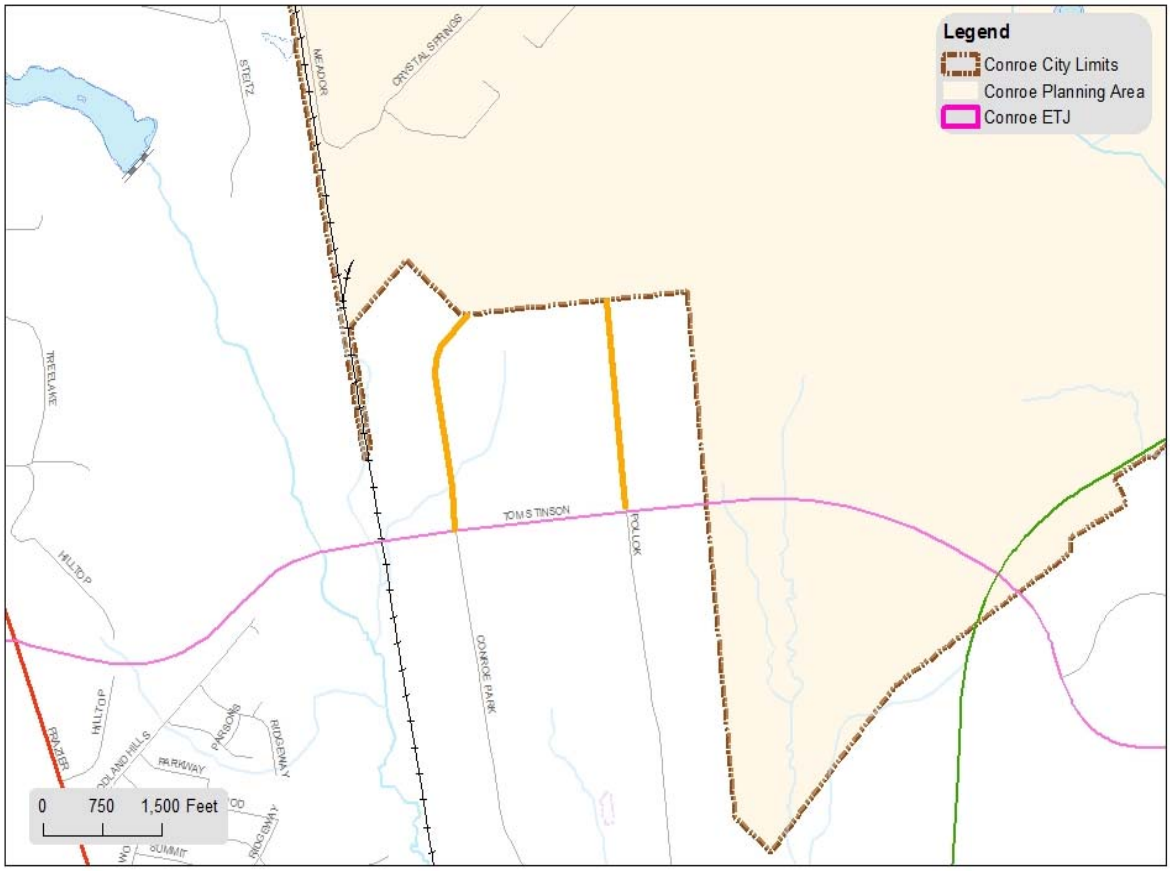

P-TBD CIDC

WALLY W ON NORTH

City of Conroe, Texas
www.CityofConroe.org

ADDITIONAL PROJECT DETAILS:

Capital Improvement Program
Project Sheet

Project Type: Streets

Project Name: Street Rehab - Pollok Drive (CIDC) **Project Code:** G60

Project Manager: Engineering

Location Description: Wally Wilkerson to FM 3083

Summary: This project is to rehab approximately 6,600 linear feet with base repairs and concrete.

Project Start Date: Prior Year

Project End Date: September 2019

REVENUE SOURCE	Prior Budgets	2018-2019	2019-2020	2020-2021	2021-2022	2022-2023	2023-2028	TOTAL COST
General Obligation Bonds	$ -	$ -	$ -	$ -	$ -	$ -	$ -	**$ -**
Certificates of Obligation	-	-	-	-	-	-	-	**-**
Revenue Bonds	-	-	-	-	-	-	-	**-**
Interest Income	-	-	-	-	-	-	-	**-**
Intergovernmental	-	-	-	-	-	-	-	**-**
Transfers In	-	2,724,000	-	-	-	-	-	**2,724,000**
Other Sources*	-	-	-	-	-	-	-	**-**
TOTAL REVENUE	**$ -**	**$ 2,724,000**	**$ -**	**$ -**	**$ -**	**$ -**	**$ -**	**$ 2,724,000**

*** Other Sources**	CIDC Industrial Park Land Sales Fund (047)	$ 1,362,000
	CIDC General Fund (009)	$ 1,362,000
		$ 2,724,000

COST BREAKDOWN

KEY COST DESCRIPTIONS	Prior Budgets	2018-2019	2019-2020	2020-2021	2021-2022	2022-2023	2023-2028	TOTAL COST
1111-Land Acquisition	$ -	$ -	$ -	$ -	$ -	$ -	$ -	**$ -**
1112-Planning Design (Outside)	-	-	-	-	-	-	-	**-**
1113-Testing/Inspection	-	-	-	-	-	-	-	**-**
1114-Construction (Outside)	-	2,724,000	-	-	-	-	-	**2,724,000**
1116-Materials	-	-	-	-	-	-	-	**-**
1117-Machinery/Equipment	-	-	-	-	-	-	-	**-**
1118-Miscellaneous	-	-	-	-	-	-	-	**-**
TOTAL COST	**$ -**	**$ 2,724,000**	**$ -**	**$ -**	**$ -**	**$ -**	**$ -**	**$ 2,724,000**

Note: Inflation has been added to projected costs in future years.

PROJECTED ANNUAL OPERATING IMPACT	2018-2019	2019-2020	2020-2021	2021-2022	2022-2023	2023-2028	TOTAL COST
Revenues	$ -	$ -	$ -	$ -	$ -	$ -	**$ -**
Charges for Service	-	-	-	-	-	-	**-**
Other Revenues	-	-	-	-	-	-	**-**
Subtotal-Revenues	$ -	$ -	$ -	$ -	$ -	$ -	**$ -**
Expenses							
Personnel Service	$ -	$ -	$ -	$ -	$ -	$ -	**$ -**
Supplies	-	-	-	-	-	-	**-**
Contractual Services	-	-	-	-	-	-	**-**
Capital Outlay	-	-	-	-	-	-	**-**
NET TOTAL COST	**$ -**	**$ -**	**$ -**	**$ -**	**$ -**	**$ -**	**$ -**

Capital Improvement Program
Project Sheet

Project Type:	Streets		
Project Name:	Street Rehab - Pollok Drive (CIDC)	**Project Code:**	G60
Project Manager:	Engineering		
Location Description:	Wally Wilkerson to FM 3083		

PROJECT MAP:

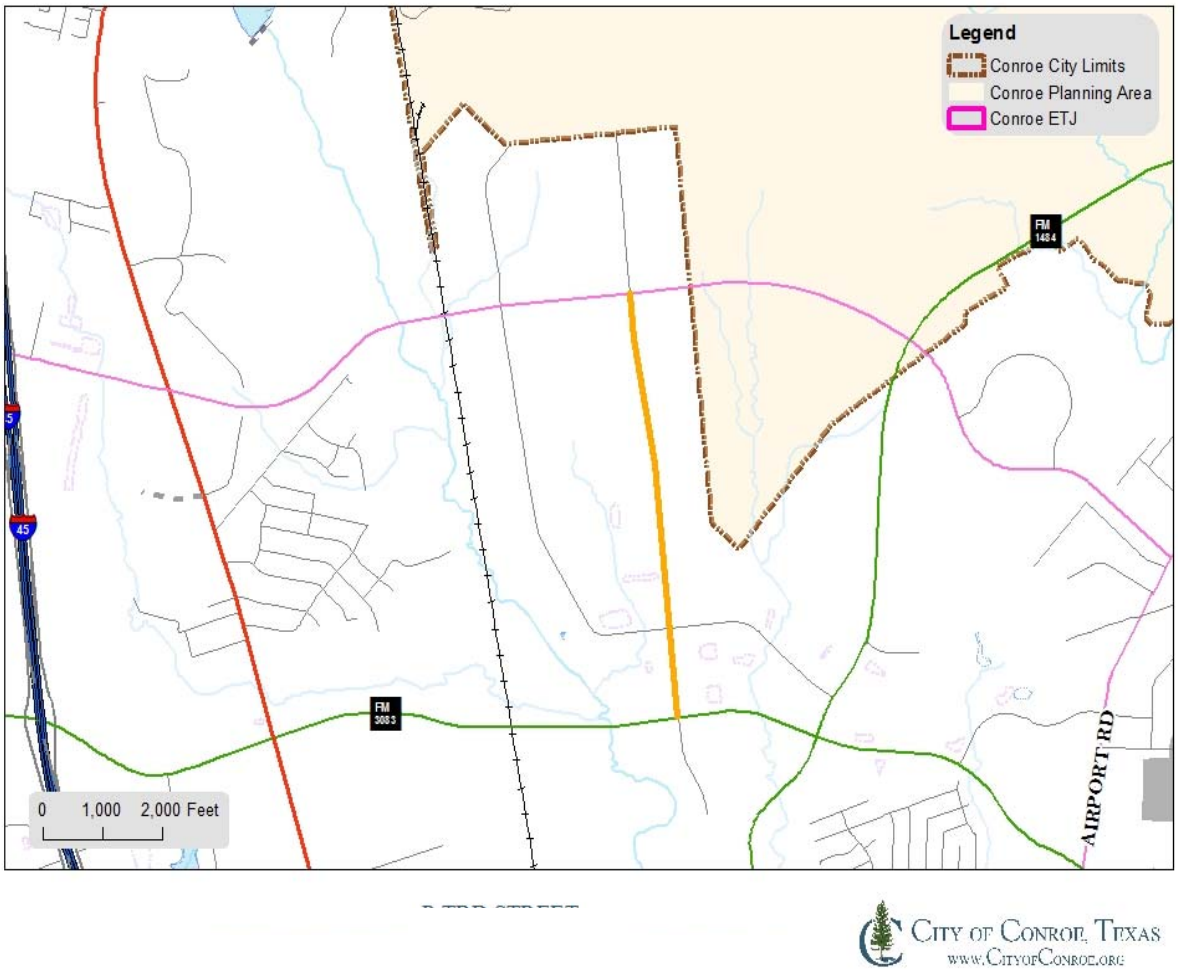

G60 Street Rehab - Pollok Drive (CIDC)

ADDITIONAL PROJECT DETAILS:

Capital Improvement Program
Project Sheet

Project Type: Streets

Project Name: Street Rehab - Conroe Park Drive (CIDC) **Project Code:** G61

Project Manager: Engineering

Location Description: Wally Wilkerson to FM 1484

Summary: This project is to rehab approximately 9,800 linear feet with base repair and concrete.

Project Start Date: Prior Year

Project End Date: September 2019

REVENUE SOURCE	Prior Budgets	2018-2019	2019-2020	2020-2021	2021-2022	2022-2023	2023-2028	TOTAL COST
General Obligation Bonds	$ -	$ -	$ -	$ -	$ -	$ -	$ -	$ -
Certificates of Obligation	-	-	-	-	-	-	-	-
Revenue Bonds	-	-	-	-	-	-	-	-
Interest Income	-	-	-	-	-	-	-	-
Intergovernmental	-	-	-	-	-	-	-	-
Transfers In	-	4,047,000	-	-	-	-	-	4,047,000
Other Sources*	-	-	-	-	-	-	-	-
TOTAL REVENUE	**$ -**	**$ 4,047,000**	**$ -**	**$ -**	**$ -**	**$ -**	**$ -**	**$ 4,047,000**

* Other Sources		
	CIDC Industrial Park Land Sales Fund (047)	$ 2,023,500
	CIDC General Fund (009)	$ 2,023,500
		$ 4,047,000

COST BREAKDOWN

KEY COST DESCRIPTIONS	Prior Budgets	2018-2019	2019-2020	2020-2021	2021-2022	2022-2023	2023-2028	TOTAL COST
1111-Land Acquisition	$ -	$ -	$ -	$ -	$ -	$ -	$ -	$ -
1112-Planning Design (Outside)	-	-	-	-	-	-	-	-
1113-Testing/Inspection	-	-	-	-	-	-	-	-
1114-Construction (Outside)	-	4,047,000	-	-	-	-	-	4,047,000
1116-Materials	-	-	-	-	-	-	-	-
1117-Machinery/Equipment	-	-	-	-	-	-	-	-
1118-Miscellaneous	-	-	-	-	-	-	-	-
TOTAL COST	**$ -**	**$ 4,047,000**	**$ -**	**$ -**	**$ -**	**$ -**	**$ -**	**$ 4,047,000**

Note: Inflation has been added to projected costs in future years.

PROJECTED ANNUAL OPERATING IMPACT	2018-2019	2019-2020	2020-2021	2021-2022	2022-2023	2023-2028	TOTAL COST
Revenues	$ -	$ -	$ -	$ -	$ -	$ -	$ -
Charges for Service	-	-	-	-	-	-	-
Other Revenues	-	-	-	-	-	-	-
Subtotal-Revenues	$ -	$ -	$ -	$ -	$ -	$ -	$ -
Expenses							
Personnel Service	$ -	$ -	$ -	$ -	$ -	$ -	$ -
Supplies	-	-	-	-	-	-	-
Contractual Services	-	-	-	-	-	-	-
Capital Outlay	-	-	-	-	-	-	-
NET TOTAL COST	**$ -**	**$ -**	**$ -**	**$ -**	**$ -**	**$ -**	**$ -**

Capital Improvement Program
Project Sheet

Project Type: Streets

Project Name: Street Rehab - Conroe Park Drive (CIDC) **Project Code:** G61

Project Manager: Engineering

Location Description: Wally Wilkerson to FM 1484

PROJECT MAP:

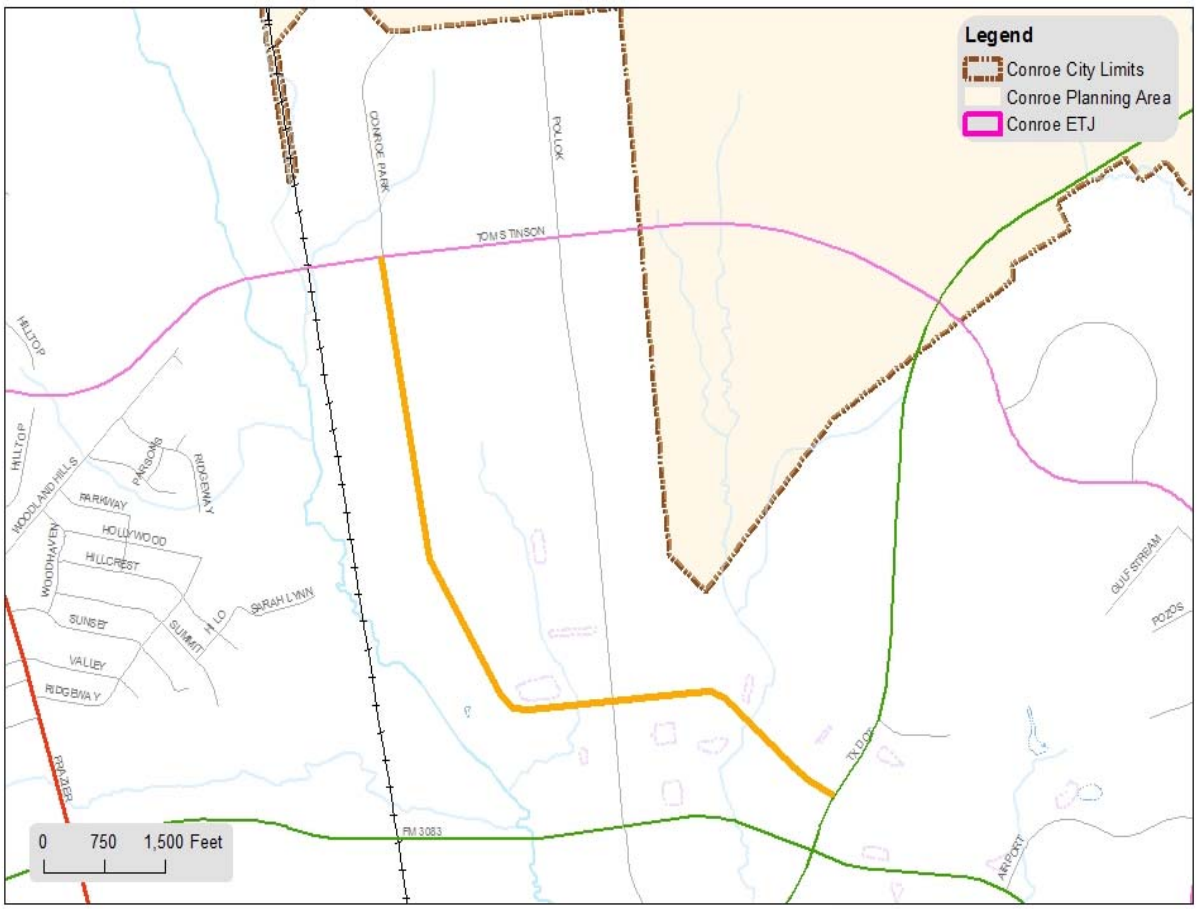

G61 Street Rehab - Conroe Park Drive (CIDC)

City of Conroe, Texas
www.CityofConroe.org

ADDITIONAL PROJECT DETAILS:

Capital Improvement Program
Project Sheet

Project Type: Streets

Project Name: 3rd Bus Route Improvements **Project Code:** G83

Project Manager: Engineering

Location Description: City Limits

Summary: Improvements along the bus route including sixteen (16) bus stop signs, seven (7) shelters, eight (8) benches, sidewalk, and ramps.

Project Start Date: October 2018

Project End Date: September 2019

REVENUE SOURCE	Prior Budgets	2018-2019	2019-2020	2020-2021	2021-2022	2022-2023	2023-2028	TOTAL COST
General Obligation Bonds	$ -	$ -	$ -	$ -	$ -	$ -	$ -	$ -
Certificates of Obligation	-	-	-	-	-	-	-	-
Revenue Bonds	-	-	-	-	-	-	-	-
Interest Income	-	-	-	-	-	-	-	-
Intergovernmental	-	-	-	-	-	-	-	-
Transfers In	-	329,000	-	-	-	-	-	329,000
Other Sources*	-	-	-	-	-	-	-	-
TOTAL REVENUE	**$ -**	**$ 329,000**	**$ -**	**$ -**	**$ -**	**$ -**	**$ -**	**$ 329,000**

*** Other Sources**	General Fund	$ 329,000
		$ -
		$ 329,000

COST BREAKDOWN

KEY COST DESCRIPTIONS	Prior Budgets	2018-2019	2019-2020	2020-2021	2021-2022	2022-2023	2023-2028	TOTAL COST
1111-Land Acquisition	$ -	$ -	$ -	$ -	$ -	$ -	$ -	$ -
1112-Planning Design (Outside)	-	29,000	-	-	-	-	-	29,000
1113-Testing/Inspection	-	-	-	-	-	-	-	-
1114-Construction (Outside)	-	300,000	-	-	-	-	-	300,000
1116-Materials	-	-	-	-	-	-	-	-
1117-Machinery/Equipment	-	-	-	-	-	-	-	-
1118-Miscellaneous	-	-	-	-	-	-	-	-
TOTAL COST	**$ -**	**$ 329,000**	**$ -**	**$ -**	**$ -**	**$ -**	**$ -**	**$ 329,000**

Note: Inflation has been added to projected costs in future years.

PROJECTED ANNUAL OPERATING IMPACT	2018-2019	2019-2020	2020-2021	2021-2022	2022-2023	2023-2028	TOTAL COST
Revenues	$ -	$ -	$ -	$ -	$ -	$ -	$ -
Charges for Service	-	-	-	-	-	-	-
Other Revenues	-	-	-	-	-	-	-
Subtotal-Revenues	$ -	$ -	$ -	$ -	$ -	$ -	$ -
Expenses							
Personnel Service	$ -	$ -	$ -	$ -	$ -	$ -	$ -
Supplies	-	-	-	-	-	-	-
Contractual Services	-	-	-	-	-	-	-
Capital Outlay	-	-	-	-	-	-	-
NET TOTAL COST	**$ -**	**$ -**	**$ -**	**$ -**	**$ -**	**$ -**	**$ -**

Capital Improvement Program
Project Sheet

Project Type: Streets

Project Name: 3rd Bus Route Improvements **Project Code:** G83

Project Manager: Engineering

Location Description: City Limits

PROJECT MAP:

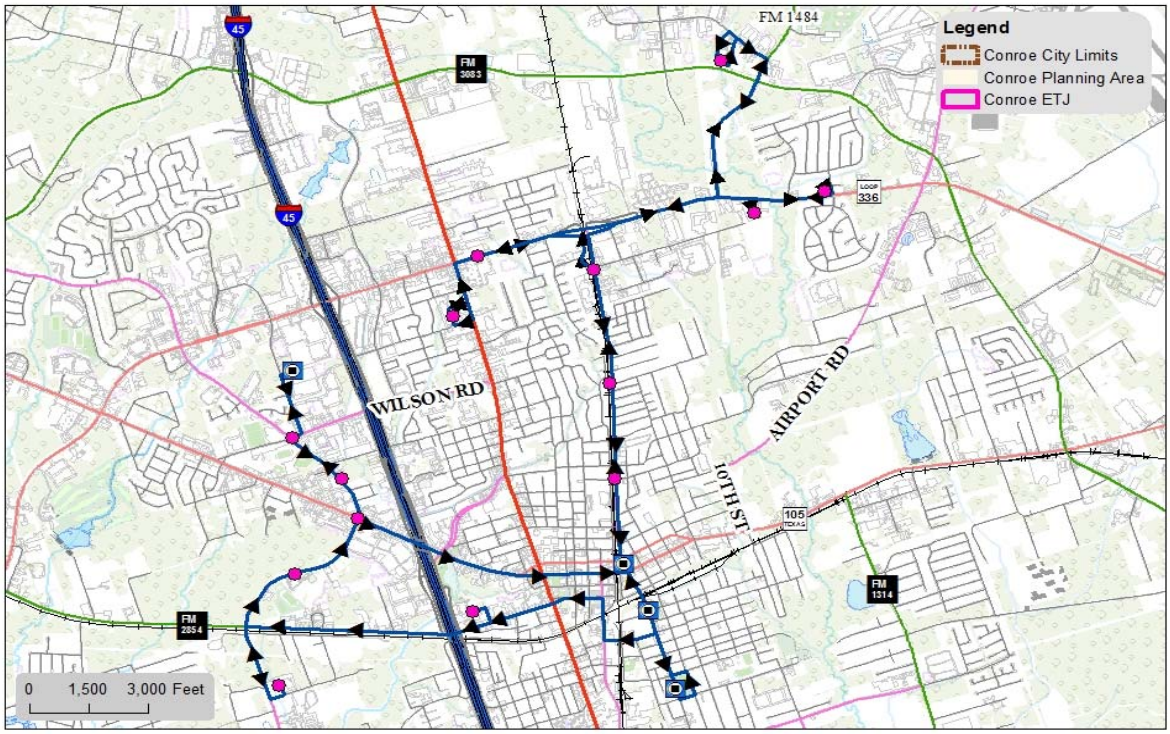

N

P-TBD TRANSPORTATION
PROPOSED 3RD ROUTE -
NORTHEAST AND WEST

City of Conroe Texas
www.CityofConroe.org

ADDITIONAL PROJECT DETAILS:

Capital Improvement Program
Project Sheet

Project Type: Streets

Project Name: Street Rehab - Westview Boulevard and Montgomery Park Boulevard

Project Code: G84

Project Manager: Engineering

Location Description: Montgomery Park Boulevard to Loop 336

Summary: This project is to rehab approximately 3,000 linear feet of a concrete curb and gutter street. The West View Boulevard portion of the project is 37' back to back and gutter section. The Montgomery Boulevard consists of 60' wide boulevard section with 14' median. This project is connected to the Water CIP - West View and Montgomery Park Boulevard. The water line rehab must be done before the road rehab. The existing water lines are under the pavement.

Project Start Date: October 2018

Project End Date: September 2020

REVENUE SOURCE	Prior Budgets	2018-2019	2019-2020	2020-2021	2021-2022	2022-2023	2023-2028	TOTAL COST
General Obligation Bonds	$ -	$ -	$ -	$ -	$ -	$ -	$ -	$ -
Certificates of Obligation	-	163,000	2,103,000	-	-	-	-	2,266,000
Revenue Bonds	-	-	-	-	-	-	-	-
Interest Income	-	-	-	-	-	-	-	-
Intergovernmental	-	-	-	-	-	-	-	-
Transfers In	-	-	-	-	-	-	-	-
Other Sources*	-	-	-	-	-	-	-	-
TOTAL REVENUE	**$ -**	**$ 163,000**	**$ 2,103,000**	**$ -**	**$ -**	**$ -**	**$ -**	**$ 2,266,000**

* Other Sources								
								$ -
								$ -
								$ -

COST BREAKDOWN

KEY COST DESCRIPTIONS	Prior Budgets	2018-2019	2019-2020	2020-2021	2021-2022	2022-2023	2023-2028	TOTAL COST
1111-Land Acquisition	$ -	$ -	$ -	$ -	$ -	$ -	$ -	$ -
1112-Planning Design (Outside)	-	163,000	-	-	-	-	-	163,000
1113-Testing/Inspection	-	-	-	-	-	-	-	-
1114-Construction (Outside)	-	-	2,103,000	-	-	-	-	2,103,000
1116-Materials	-	-	-	-	-	-	-	-
1117-Machinery/Equipment	-	-	-	-	-	-	-	-
1118-Miscellaneous	-	-	-	-	-	-	-	-
TOTAL COST	**$ -**	**$ 163,000**	**$ 2,103,000**	**$ -**	**$ -**	**$ -**	**$ -**	**$ 2,266,000**

Note: Inflation has been added to projected costs in future years.

PROJECTED ANNUAL OPERATING IMPACT	2018-2019	2019-2020	2020-2021	2021-2022	2022-2023	2023-2028	TOTAL COST
Revenues	$ -	$ -	$ -	$ -	$ -	$ -	$ -
Charges for Service	-	-	-	-	-	-	-
Other Revenues	-	-	-	-	-	-	-
Subtotal-Revenues	$ -	$ -	$ -	$ -	$ -	$ -	$ -
Expenses							
Personnel Service	$ -	$ -	$ -	$ -	$ -	$ -	$ -
Supplies	-	-	-	-	-	-	-
Contractual Services	-	-	-	-	-	-	-
Capital Outlay	-	-	-	-	-	-	-
NET TOTAL COST	$ -	$ -	$ -	$ -	$ -	$ -	$ -

Capital Improvement Program
Project Sheet

Project Type:	Streets		
Project Name:	Street Rehab - Westview Boulevard and Montgomery Park Boulevard	**Project Code:**	G84
Project Manager:	Engineering		
Location Description:	Montgomery Park Boulevard to Loop 336		

PROJECT MAP:

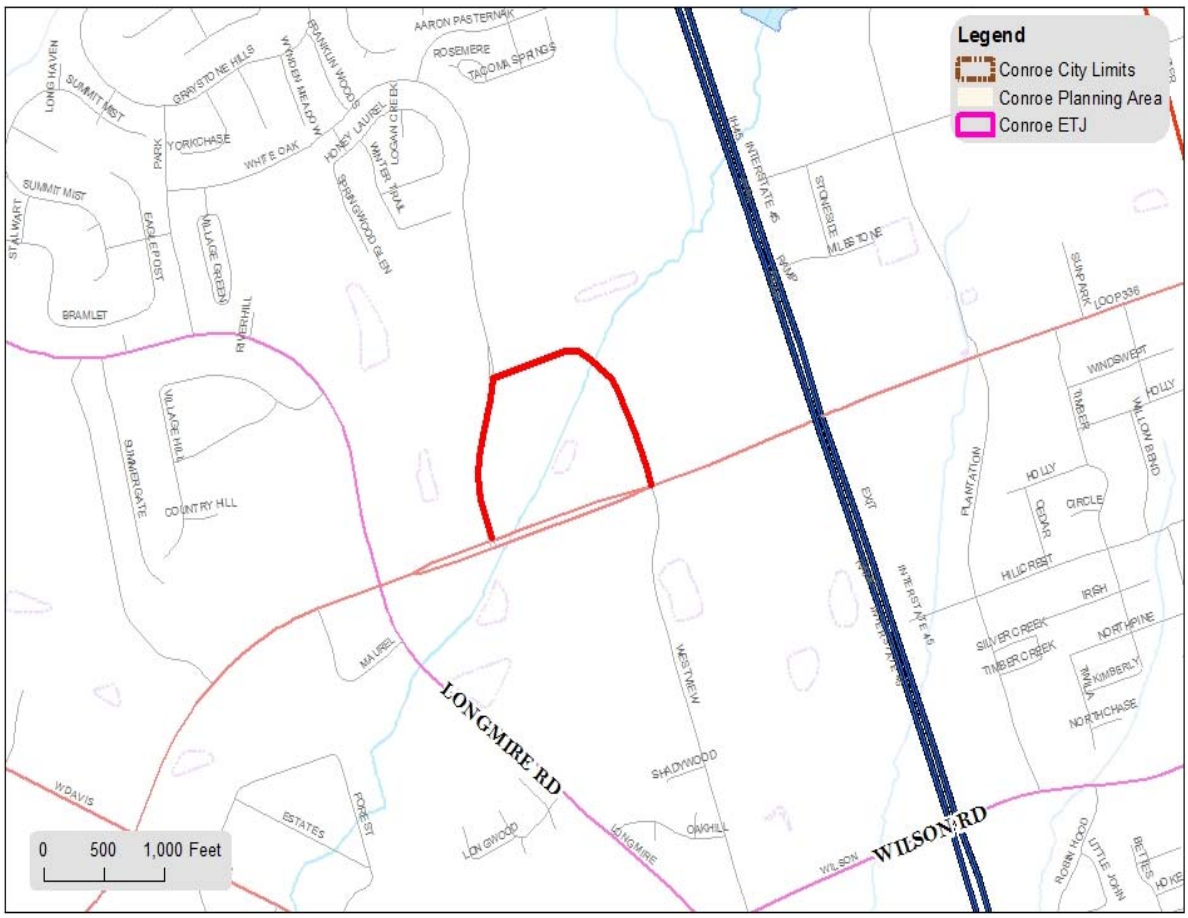

P-TBD STREET
WESTVIEW AND MONTGOMERY PARK BLVD

City of Conroe, Texas
www.CityofConroe.org

ADDITIONAL PROJECT DETAILS:

Capital Improvement Program
Project Sheet

Project Type: Streets

Project Name: Street Rehab - Tanglewood/Briarwood Phase IA **Project Code:** G85

Project Manager: Engineering

Location Description: West Dallas Street to East Lewis Street and North Frazier to North San Jacinto Street

Summary: The project involves replacing approximately 2.2 miles of 6" concrete pavement.

Project Start Date: October 2018

Project End Date: September 2020

REVENUE SOURCE	Prior Budgets	2018-2019	2019-2020	2020-2021	2021-2022	2022-2023	2023-2028	TOTAL COST
General Obligation Bonds	$ -	$ -	$ -	$ -	$ -	$ -	$ -	$ -
Certificates of Obligation	-	1,980,000	1,804,000	-	-	-	-	3,784,000
Revenue Bonds	-	-	-	-	-	-	-	-
Interest Income	-	-	-	-	-	-	-	-
Intergovernmental	-	-	-	-	-	-	-	-
Transfers In	-	-	-	-	-	-	-	-
Other Sources*	-	-	-	-	-	-	-	-
TOTAL REVENUE	$ -	$ 1,980,000	$ 1,804,000	$ -	$ -	$ -	$ -	$ 3,784,000

* Other Sources		
		$ -
		$ -
		$ -

COST BREAKDOWN

KEY COST DESCRIPTIONS	Prior Budgets	2018-2019	2019-2020	2020-2021	2021-2022	2022-2023	2023-2028	TOTAL COST
1111-Land Acquisition	$ -	$ -	$ -	$ -	$ -	$ -	$ -	$ -
1112-Planning Design (Outside)	-	229,000	-	-	-	-	-	229,000
1113-Testing/Inspection	-	-	-	-	-	-	-	-
1114-Construction (Outside)	-	1,751,000	1,804,000	-	-	-	-	3,555,000
1116-Materials	-	-	-	-	-	-	-	-
1117-Machinery/Equipment	-	-	-	-	-	-	-	-
1118-Miscellaneous	-	-	-	-	-	-	-	-
TOTAL COST	$ -	$ 1,980,000	$ 1,804,000	$ -	$ -	$ -	$ -	$ 3,784,000

Note: Inflation has been added to projected costs in future years.

PROJECTED ANNUAL OPERATING IMPACT	2018-2019	2019-2020	2020-2021	2021-2022	2022-2023	2023-2028	TOTAL COST
Revenues	$ -	$ -	$ -	$ -	$ -	$ -	$ -
Charges for Service	-	-	-	-	-	-	-
Other Revenues	-	-	-	-	-	-	-
Subtotal-Revenues	$ -	$ -	$ -	$ -	$ -	$ -	$ -
Expenses							
Personnel Service	$ -	$ -	$ -	$ -	$ -	$ -	$ -
Supplies	-	-	-	-	-	-	-
Contractual Services	-	-	-	-	-	-	-
Capital Outlay	-	-	-	-	-	-	-
NET TOTAL COST	$ -	$ -	$ -	$ -	$ -	$ -	$ -

Capital Improvement Program
Project Sheet

Project Type: Streets

Project Name: Street Rehab - Tanglewood/Briarwood Phase IA **Project Code:** G85

Project Manager: Engineering

Location Description: West Dallas Street to East Lewis Street and North Frazier to North San Jacinto Street

PROJECT MAP:

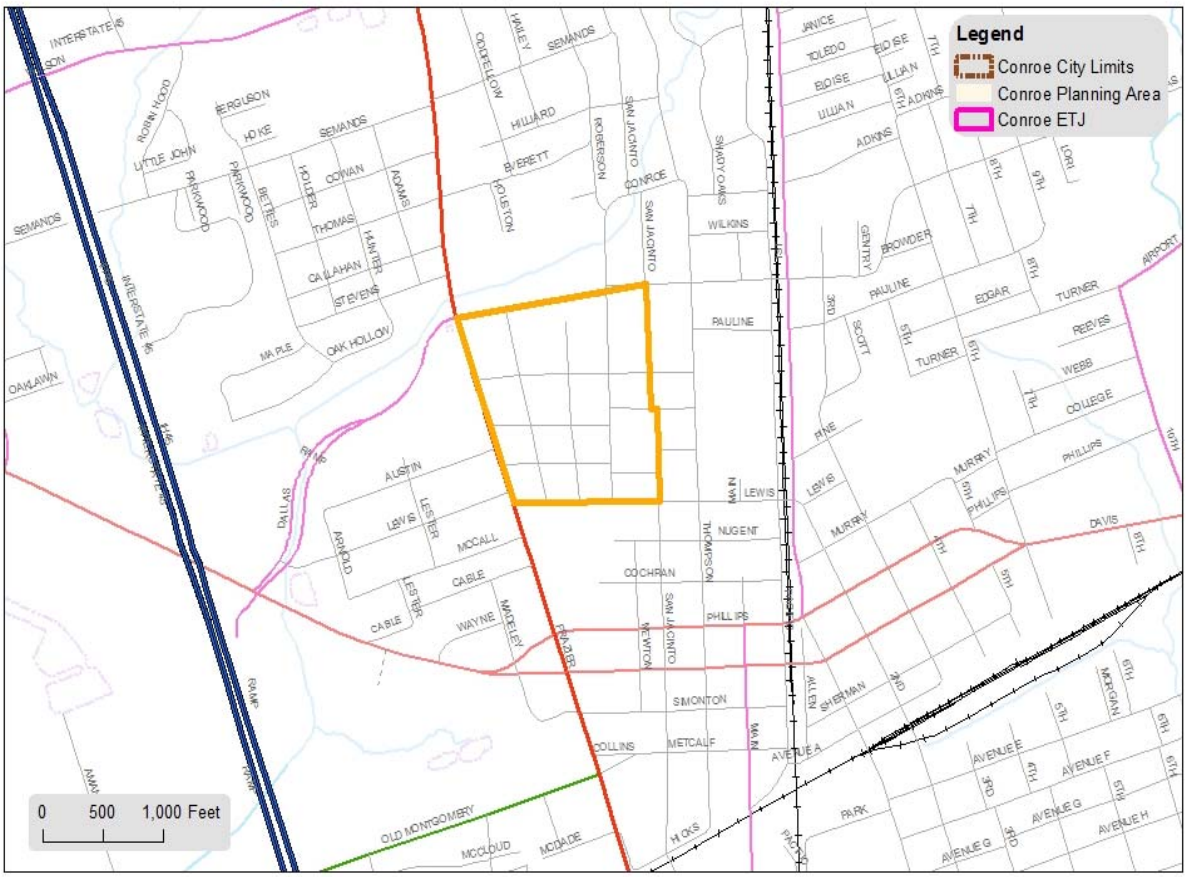

P-TBD STREET
TANGLEWOOD/BRIARWOOD PHASE 1A

City of Conroe, Texas
www.CityofConroe.org

ADDITIONAL PROJECT DETAILS:

Capital Improvement Program
Project Sheet

Project Type: Streets

Project Name: Street Rehab - Brass Nail Road **Project Code:** G86

Project Manager: Engineering

Location Description: FM 1488 to Guinn Road

Summary: The project will construct approximately 2,300 linear feet of 6 inch concrete pavement with storm sewer and install approximately 60 linear feet of cross culvert boxes.

Project Start Date: October 2018

Project End Date: September 2019

REVENUE SOURCE	Prior Budgets	2018-2019	2019-2020	2020-2021	2021-2022	2022-2023	2023-2028	TOTAL COST
General Obligation Bonds	$ -	$ -	$ -	$ -	$ -	$ -	$ -	$ -
Certificates of Obligation	-	1,270,000	-	-	-	-	-	1,270,000
Revenue Bonds	-	-	-	-	-	-	-	-
Interest Income	-	-	-	-	-	-	-	-
Intergovernmental	-	-	-	-	-	-	-	-
Transfers In	-	-	-	-	-	-	-	-
Other Sources*	-	-	-	-	-	-	-	-
TOTAL REVENUE	$ -	$ 1,270,000	$ -	$ -	$ -	$ -	$ -	$ 1,270,000

* Other Sources		
		$ -
		$ -
		$ -

COST BREAKDOWN

KEY COST DESCRIPTIONS	Prior Budgets	2018-2019	2019-2020	2020-2021	2021-2022	2022-2023	2023-2028	TOTAL COST
1111-Land Acquisition	$ -	$ -	$ -	$ -	$ -	$ -	$ -	$ -
1112-Planning Design (Outside)	-	-	-	-	-	-	-	-
1113-Testing/Inspection	-	-	-	-	-	-	-	-
1114-Construction (Outside)	-	1,270,000	-	-	-	-	-	1,270,000
1116-Materials	-	-	-	-	-	-	-	-
1117-Machinery/Equipment	-	-	-	-	-	-	-	-
1118-Miscellaneous	-	-	-	-	-	-	-	-
TOTAL COST	$ -	$ 1,270,000	$ -	$ -	$ -	$ -	$ -	$ 1,270,000

Note: Inflation has been added to projected costs in future years.

PROJECTED ANNUAL OPERATING IMPACT	2018-2019	2019-2020	2020-2021	2021-2022	2022-2023	2023-2028	TOTAL COST
Revenues	$ -	$ -	$ -	$ -	$ -	$ -	$ -
Charges for Service	-	-	-	-	-	-	-
Other Revenues	-	-	-	-	-	-	-
Subtotal-Revenues	$ -	$ -	$ -	$ -	$ -	$ -	$ -
Expenses							
Personnel Service	$ -	$ -	$ -	$ -	$ -	$ -	$ -
Supplies	-	-	-	-	-	-	-
Contractual Services	-	-	-	-	-	-	-
Capital Outlay	-	-	-	-	-	-	-
NET TOTAL COST	$ -	$ -	$ -	$ -	$ -	$ -	$ -

Capital Improvement Program
Project Sheet

Project Type: Streets

Project Name: Street Rehab - Brass Nail Road **Project Code:** G86

Project Manager: Engineering

Location Description: FM 1488 to Guinn Road

PROJECT MAP:

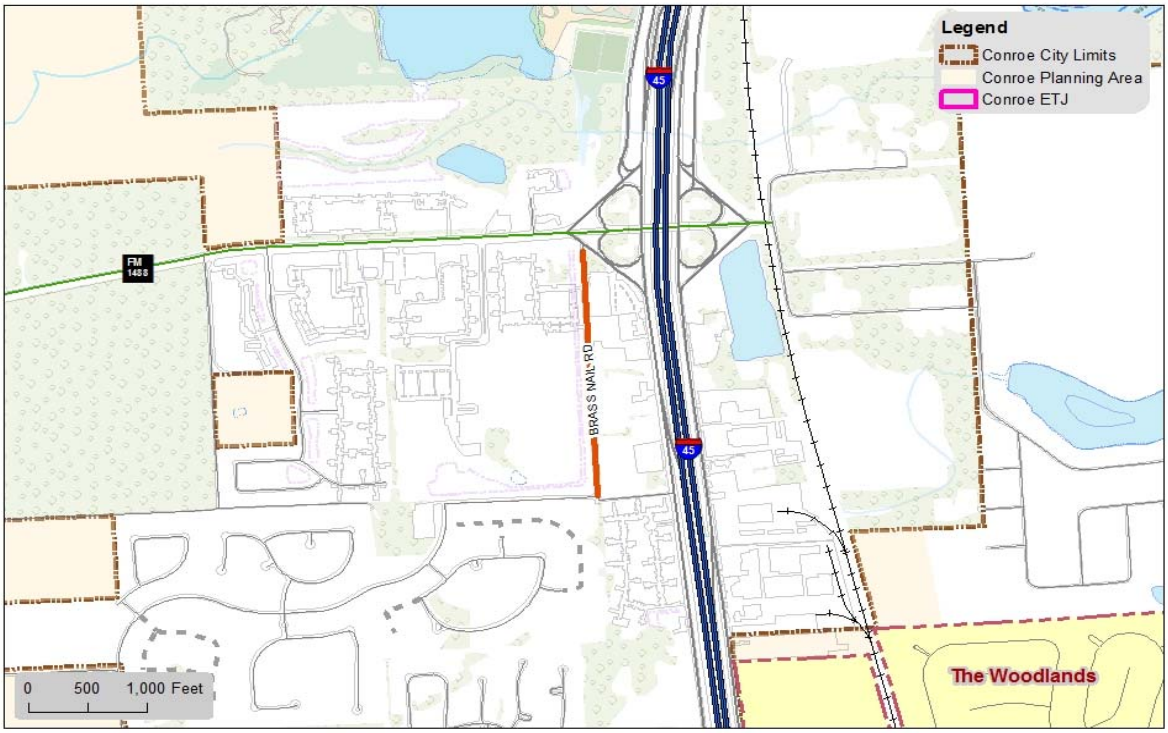

N

P-TBD STREET
STREET REHAB - BRASS NAIL RD

City of Conroe, Texas
www.CityofConroe.org

ADDITIONAL PROJECT DETAILS:

Capital Improvement Program
Project Sheet

Project Type: Streets

Project Name: Street Rehab - Milltown Area Phase II **Project Code:** G87

Project Manager: Engineering

Location Description: From Frazier to the Railroad Tracks and Davis to Gladstell Street

Summary: The project will consist of approximately 2 miles of street and drainage repair.

Project Start Date: October 2018

Project End Date: September 2019

REVENUE SOURCE	Prior Budgets	2018-2019	2019-2020	2020-2021	2021-2022	2022-2023	2023-2028	TOTAL COST
General Obligation Bonds	$ -	$ -	$ -	$ -	$ -	$ -	$ -	$ -
Certificates of Obligation	-	1,648,000	-	-	-	-	-	1,648,000
Revenue Bonds	-	-	-	-	-	-	-	-
Interest Income	-	-	-	-	-	-	-	-
Intergovernmental	-	-	-	-	-	-	-	-
Transfers In	-	-	-	-	-	-	-	-
Other Sources*	-	-	-	-	-	-	-	-
TOTAL REVENUE	$ -	$ 1,648,000	$ -	$ -	$ -	$ -	$ -	$ 1,648,000

* Other Sources		
		$ -
		$ -
		$ -

COST BREAKDOWN

KEY COST DESCRIPTIONS	Prior Budgets	2018-2019	2019-2020	2020-2021	2021-2022	2022-2023	2023-2028	TOTAL COST
1111-Land Acquisition	$ -	$ -	$ -	$ -	$ -	$ -	$ -	$ -
1112-Planning Design (Outside)	-	111,000	-	-	-	-	-	111,000
1113-Testing/Inspection	-	-	-	-	-	-	-	-
1114-Construction (Outside)	-	1,537,000	-	-	-	-	-	1,537,000
1116-Materials	-	-	-	-	-	-	-	-
1117-Machinery/Equipment	-	-	-	-	-	-	-	-
1118-Miscellaneous	-	-	-	-	-	-	-	-
TOTAL COST	$ -	$ 1,648,000	$ -	$ -	$ -	$ -	$ -	$ 1,648,000

Note: Inflation has been added to projected costs in future years.

PROJECTED ANNUAL OPERATING IMPACT	2018-2019	2019-2020	2020-2021	2021-2022	2022-2023	2023-2028	TOTAL COST
Revenues	$ -	$ -	$ -	$ -	$ -	$ -	$ -
Charges for Service	-	-	-	-	-	-	-
Other Revenues	-	-	-	-	-	-	-
Subtotal-Revenues	$ -	$ -	$ -	$ -	$ -	$ -	$ -
Expenses							
Personnel Service	$ -	$ -	$ -	$ -	$ -	$ -	$ -
Supplies	-	-	-	-	-	-	-
Contractual Services	-	-	-	-	-	-	-
Capital Outlay	-	-	-	-	-	-	-
NET TOTAL COST	$ -	$ -	$ -	$ -	$ -	$ -	$ -

Capital Improvement Program
Project Sheet

Project Type: Streets

Project Name: Street Rehab - Milltown Area Phase II **Project Code:** G87

Project Manager: Engineering

Location Description: From Frazier to the Railroad Tracks and Davis to Gladstell Street

PROJECT MAP:

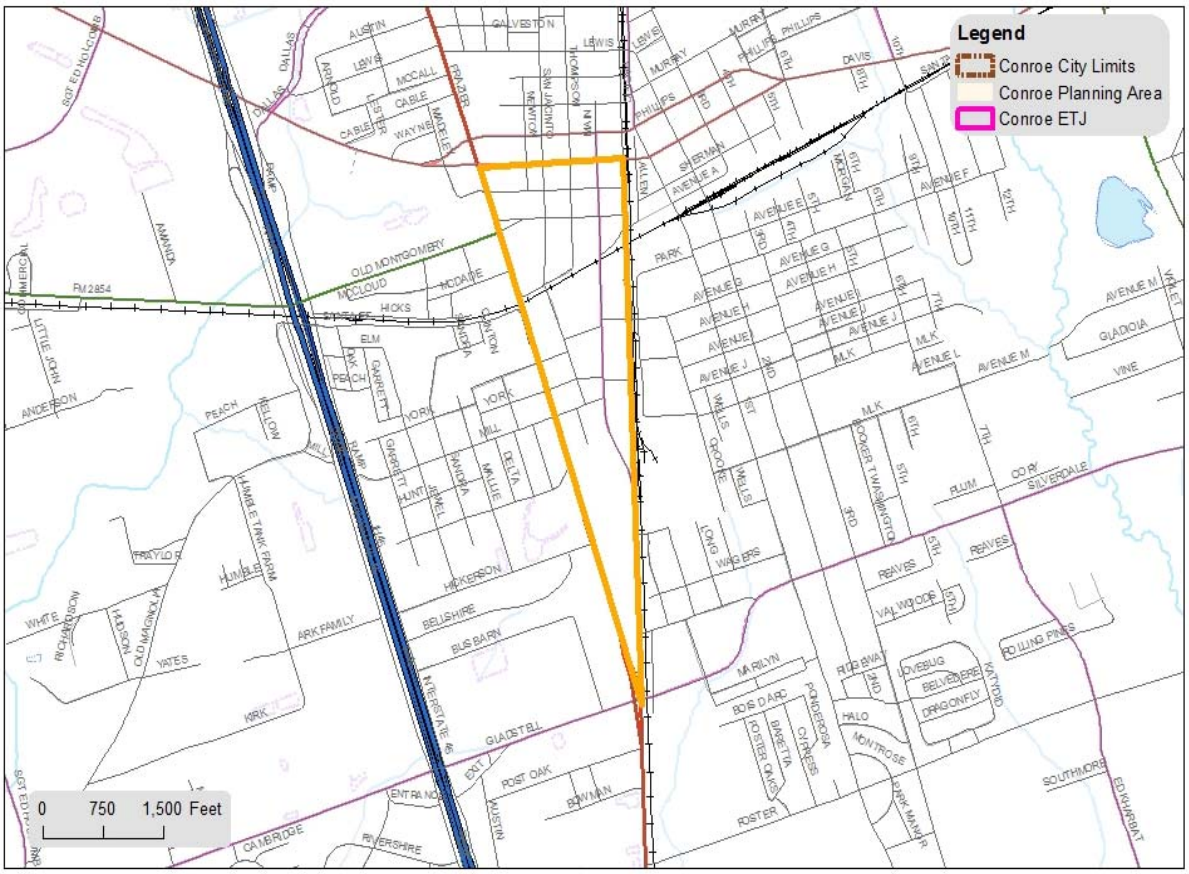

P-TBD STREET
MILLTOWN PHASE II

City of Conroe, Texas
www.CityofConroe.org

ADDITIONAL PROJECT DETAILS:

Capital Improvement Program
Project Sheet

Project Type: Streets

Project Name: Underground Utilities SH 105, IH-45 to SH 75 (CIDC) **Project Code:** G88

Project Manager: Engineering

Location Description: SH 105/West Davis Street & West Phillips Street

Summary: Pull approximately 3,620 linear feet of 3-phase 208/480 volt electrical power underground and five (5) transformers and pads.

Project Start Date: October 2018

Project End Date: September 2019

REVENUE SOURCE	Prior Budgets	2018-2019	2019-2020	2020-2021	2021-2022	2022-2023	2023-2028	TOTAL COST
General Obligation Bonds	$ -	$ -	$ -	$ -	$ -	$ -	$ -	$ -
Certificates of Obligation	-	-	-	-	-	-	-	-
Revenue Bonds	-	-	-	-	-	-	-	-
Interest Income	-	-	-	-	-	-	-	-
Intergovernmental	-	-	-	-	-	-	-	-
Transfers In	-	1,591,000	-	-	-	-	-	1,591,000
Other Sources*	-	-	-	-	-	-	-	-
TOTAL REVENUE	**$ -**	**$ 1,591,000**	**$ -**	**$ -**	**$ -**	**$ -**	**$ -**	**$ 1,591,000**

*** Other Sources**	CIDC General Fund (009)	$ 1,591,000
		$ -
		$ 1,591,000

COST BREAKDOWN

KEY COST DESCRIPTIONS	Prior Budgets	2018-2019	2019-2020	2020-2021	2021-2022	2022-2023	2023-2028	TOTAL COST
1111-Land Acquisition	$ -	$ -	$ -	$ -	$ -	$ -	$ -	$ -
1112-Planning Design (Outside)	-	-	-	-	-	-	-	-
1113-Testing/Inspection	-	-	-	-	-	-	-	-
1114-Construction (Outside)	-	1,591,000	-	-	-	-	-	1,591,000
1116-Materials	-	-	-	-	-	-	-	-
1117-Machinery/Equipment	-	-	-	-	-	-	-	-
1118-Miscellaneous	-	-	-	-	-	-	-	-
TOTAL COST	**$ -**	**$ 1,591,000**	**$ -**	**$ -**	**$ -**	**$ -**	**$ -**	**$ 1,591,000**

Note: Inflation has been added to projected costs in future years.

PROJECTED ANNUAL OPERATING IMPACT	2018-2019	2019-2020	2020-2021	2021-2022	2022-2023	2023-2028	TOTAL COST
Revenues	$ -	$ -	$ -	$ -	$ -	$ -	$ -
Charges for Service	-	-	-	-	-	-	-
Other Revenues	-	-	-	-	-	-	-
Subtotal-Revenues	$ -	$ -	$ -	$ -	$ -	$ -	$ -
Expenses							
Personnel Service	$ -	$ -	$ -	$ -	$ -	$ -	$ -
Supplies	-	-	-	-	-	-	-
Contractual Services	-	-	-	-	-	-	-
Capital Outlay	-	-	-	-	-	-	-
NET TOTAL COST	**$ -**	**$ -**	**$ -**	**$ -**	**$ -**	**$ -**	**$ -**

Capital Improvement Program
Project Sheet

Project Type:	Streets		
Project Name:	Underground Utilities SH 105, IH-45 to SH 75 (CIDC)	**Project Code:**	G88
Project Manager:	Engineering		
Location Description:	SH 105/West Davis Street & West Phillips Street		

PROJECT MAP:

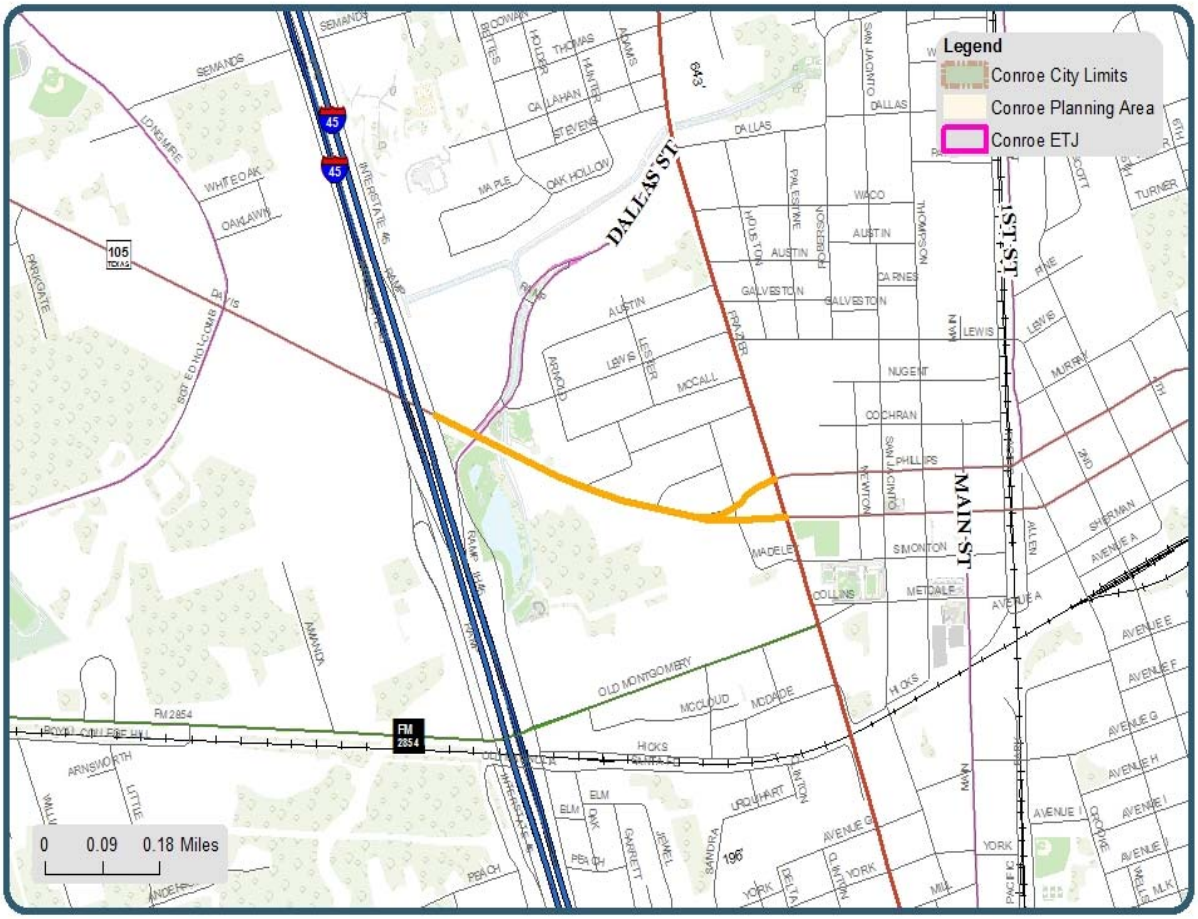

P-TBD STREET

SH 105 UNDERGROUND UTILITIES FROM IH-45 SH-75

City of Conroe, Texas
www.CityofConroe.org

ADDITIONAL PROJECT DETAILS:

Capital Improvement Program
Project Sheet

Project Type: Streets

Project Name: Roadway Extension - Grace Crossing Loop **Project Code:** G89

Project Manager: Engineering

Location Description: Grace Crossing to Brass Nail

Summary: The project will consist of approximately 1,000 linear feet of 6" concrete pavement with storm sewer.

Project Start Date: October 2018

Project End Date: September 2019

REVENUE SOURCE	Prior Budgets	2018-2019	2019-2020	2020-2021	2021-2022	2022-2023	2023-2028	TOTAL COST
General Obligation Bonds	$ -	$ -	$ -	$ -	$ -	$ -	$ -	$ -
Certificates of Obligation	-	670,000	-	-	-	-	-	670,000
Revenue Bonds	-	-	-	-	-	-	-	-
Interest Income	-	-	-	-	-	-	-	-
Intergovernmental	-	-	-	-	-	-	-	-
Transfers In	-	-	-	-	-	-	-	-
Other Sources*	-	-	-	-	-	-	-	-
TOTAL REVENUE	$ -	$ 670,000	$ -	$ -	$ -	$ -	$ -	$ 670,000

* Other Sources		
		$ -
		$ -
		$ -

COST BREAKDOWN

KEY COST DESCRIPTIONS	Prior Budgets	2018-2019	2019-2020	2020-2021	2021-2022	2022-2023	2023-2028	TOTAL COST
1111-Land Acquisition	$ -	$ -	$ -	$ -	$ -	$ -	$ -	$ -
1112-Planning Design (Outside)	-	-	-	-	-	-	-	-
1113-Testing/Inspection	-	-	-	-	-	-	-	-
1114-Construction (Outside)	-	670,000	-	-	-	-	-	670,000
1116-Materials	-	-	-	-	-	-	-	-
1117-Machinery/Equipment	-	-	-	-	-	-	-	-
1118-Miscellaneous	-	-	-	-	-	-	-	-
TOTAL COST	$ -	$ 670,000	$ -	$ -	$ -	$ -	$ -	$ 670,000

Note: Inflation has been added to projected costs in future years.

PROJECTED ANNUAL OPERATING IMPACT	2018-2019	2019-2020	2020-2021	2021-2022	2022-2023	2023-2028	TOTAL COST
Revenues	$ -	$ -	$ -	$ -	$ -	$ -	$ -
Charges for Service	-	-	-	-	-	-	-
Other Revenues	-	-	-	-	-	-	-
Subtotal-Revenues	$ -	$ -	$ -	$ -	$ -	$ -	$ -
Expenses							
Personnel Service	$ -	$ -	$ -	$ -	$ -	$ -	$ -
Supplies	-	-	-	-	-	-	-
Contractual Services	-	-	-	-	-	-	-
Capital Outlay	-	-	-	-	-	-	-
NET TOTAL COST	$ -	$ -	$ -	$ -	$ -	$ -	$ -

Capital Improvement Program
Project Sheet

Project Type: Streets

Project Name: Roadway Extension - Grace Crossing Loop **Project Code:** G89

Project Manager: Engineering

Location Description: Grace Crossing to Brass Nail

PROJECT MAP:

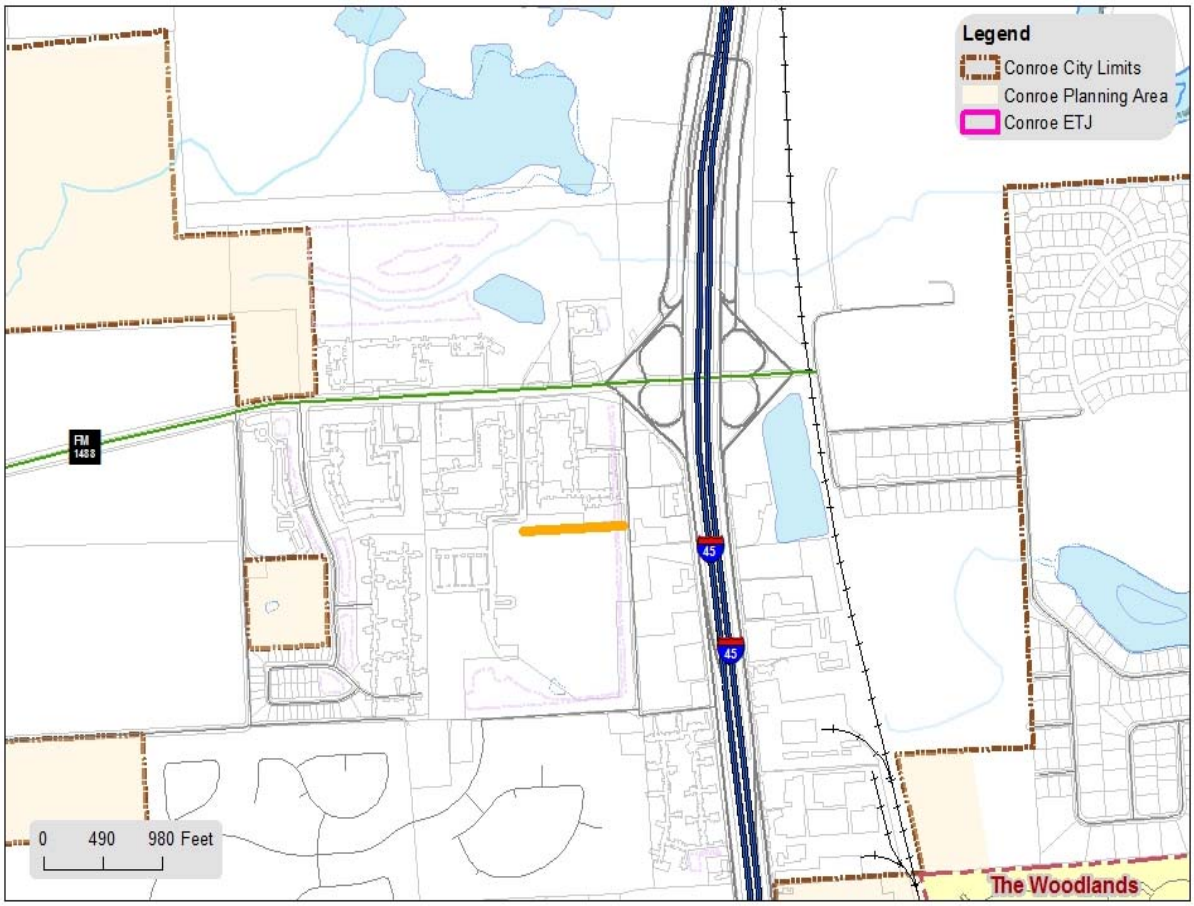

P-TBD STREET
GRACE CROSSING LOOP

City of Conroe, Texas
www.CityofConroe.org

ADDITIONAL PROJECT DETAILS:

Capital Improvement Program
Project Sheet

Project Type: Streets

Project Name: Sidewalk - League Line Road **Project Code:** G14

Project Manager: Engineering

Location Description: Panorama to SH 75

Summary: Install sidewalks along League Line Road - Panorama to IH 45 (2,430 linear feet) and League Line Road - IH 45 to SH 75 (2,570 linear feet).

Project Start Date: October 2016

Project End Date: September 2018

REVENUE SOURCE	Prior Budgets	2018-2019	2019-2020	2020-2021	2021-2022	2022-2023	2023-2028	TOTAL COST
General Obligation Bonds	$ -	$ -	$ -	$ -	$ -	$ -	$ -	$ -
Certificates of Obligation	-	72,000	-	-	-	-	-	72,000
Revenue Bonds	-	-	-	-	-	-	-	-
Interest Income	-	-	-	-	-	-	-	-
Intergovernmental	-	-	-	-	-	-	-	-
Transfers In	-	-	-	-	-	-	-	-
Other Sources*	-	-	-	-	-	-	-	-
TOTAL REVENUE	$ -	$ 72,000	$ -	$ -	$ -	$ -	$ -	$ 72,000

* Other Sources		
		$ -
		$ -
		$ -

COST BREAKDOWN

KEY COST DESCRIPTIONS	Prior Budgets	2018-2019	2019-2020	2020-2021	2021-2022	2022-2023	2023-2028	TOTAL COST
1111-Land Acquisition	$ -	$ -	$ -	$ -	$ -	$ -	$ -	$ -
1112-Planning Design (Outside)	-	-	-	-	-	-	-	-
1113-Testing/Inspection	-	-	-	-	-	-	-	-
1114-Construction (Outside)	-	-	-	-	-	-	-	-
1116-Materials	-	-	-	-	-	-	-	-
1117-Machinery/Equipment	-	-	-	-	-	-	-	-
1118-Miscellaneous	-	-	-	-	-	-	-	-
TOTAL COST	$ -	$ -	$ -	$ -	$ -	$ -	$ -	$ -

Note: Inflation has been added to projected costs in future years.

PROJECTED ANNUAL OPERATING IMPACT	2018-2019	2019-2020	2020-2021	2021-2022	2022-2023	2023-2028	TOTAL COST
Revenues	$ -	$ -	$ -	$ -	$ -	$ -	$ -
Charges for Service	-	-	-	-	-	-	-
Other Revenues	-	-	-	-	-	-	-
Subtotal-Revenues	$ -	$ -	$ -	$ -	$ -	$ -	$ -
Expenses							
Personnel Service	$ -	$ -	$ -	$ -	$ -	$ -	$ -
Supplies	-	-	-	-	-	-	-
Contractual Services	-	-	-	-	-	-	-
Capital Outlay	-	-	-	-	-	-	-
NET TOTAL COST	$ -	$ -	$ -	$ -	$ -	$ -	$ -

Capital Improvement Program
Project Sheet

Project Type: Streets

Project Name: Sidewalk - League Line Road **Project Code:** G14

Project Manager: Engineering

Location Description: Panorama to SH 75

PROJECT MAP:

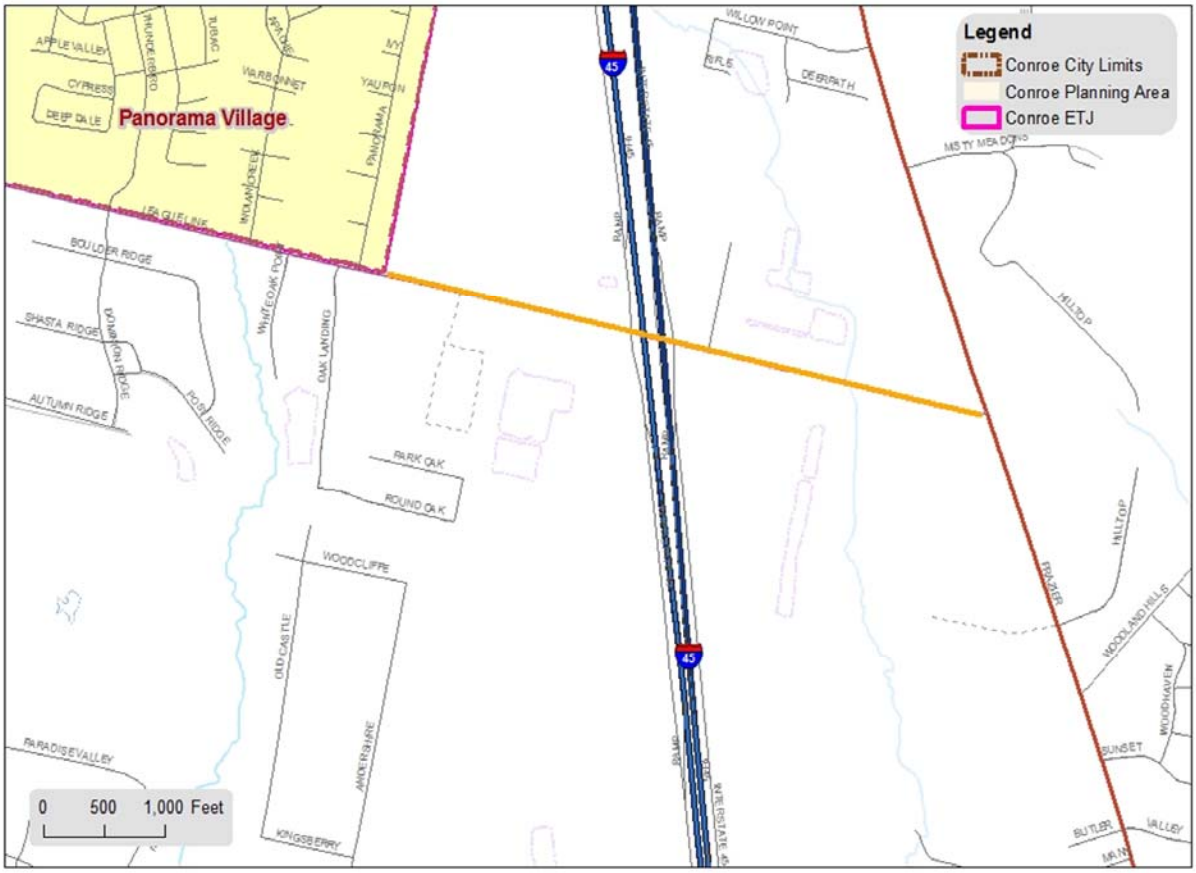

P-TBD STREET
LEAGUE LINE RD
PANORAMA TO SH75

City of Conroe, Texas
www.CityofConroe.org

ADDITIONAL PROJECT DETAILS:

Capital Improvement Program
Project Sheet

Project Type: Streets

Project Name: Sidewalk - Silverdale Drive **Project Code:** G90

Project Manager: Engineering

Location Description: 1st Street to 7th Street

Summary: The project involves installation of 1st Street to 7th Street (2,760 linear feet) of sidewalks for pedestrian access.

Project Start Date: October 2018

Project End Date: September 2019

REVENUE SOURCE	Prior Budgets	2018-2019	2019-2020	2020-2021	2021-2022	2022-2023	2023-2028	TOTAL COST
General Obligation Bonds	$ -	$ -	$ -	$ -	$ -	$ -	$ -	$ -
Certificates of Obligation	-	428,000	-	-	-	-	-	428,000
Revenue Bonds	-	-	-	-	-	-	-	-
Interest Income	-	-	-	-	-	-	-	-
Intergovernmental	-	-	-	-	-	-	-	-
Transfers In	-	-	-	-	-	-	-	-
Other Sources*	-	-	-	-	-	-	-	-
TOTAL REVENUE	$ -	$ 428,000	$ -	$ -	$ -	$ -	$ -	$ 428,000

* Other Sources		
		$ -
		$ -
		$ -

COST BREAKDOWN

KEY COST DESCRIPTIONS	Prior Budgets	2018-2019	2019-2020	2020-2021	2021-2022	2022-2023	2023-2028	TOTAL COST
1111-Land Acquisition	$ -	$ -	$ -	$ -	$ -	$ -	$ -	$ -
1112-Planning Design (Outside)	-	36,000	-	-	-	-	-	36,000
1113-Testing/Inspection	-	-	-	-	-	-	-	-
1114-Construction (Outside)	-	392,000	-	-	-	-	-	392,000
1116-Materials	-	-	-	-	-	-	-	-
1117-Machinery/Equipment	-	-	-	-	-	-	-	-
1118-Miscellaneous	-	-	-	-	-	-	-	-
TOTAL COST	$ -	$ 428,000	$ -	$ -	$ -	$ -	$ -	$ 428,000

Note: Inflation has been added to projected costs in future years.

PROJECTED ANNUAL OPERATING IMPACT	2018-2019	2019-2020	2020-2021	2021-2022	2022-2023	2023-2028	TOTAL COST
Revenues	$ -	$ -	$ -	$ -	$ -	$ -	$ -
Charges for Service	-	-	-	-	-	-	-
Other Revenues	-	-	-	-	-	-	-
Subtotal-Revenues	$ -	$ -	$ -	$ -	$ -	$ -	$ -
Expenses							
Personnel Service	$ -	$ -	$ -	$ -	$ -	$ -	$ -
Supplies	-	-	-	-	-	-	-
Contractual Services	-	-	-	-	-	-	-
Capital Outlay	-	-	-	-	-	-	-
NET TOTAL COST	$ -	$ -	$ -	$ -	$ -	$ -	$ -

Capital Improvement Program
Project Sheet

Project Type: Streets

Project Name: Sidewalk - Silverdale Drive **Project Code:** G90

Project Manager: Engineering

Location Description: 1st Street to 7th Street

PROJECT MAP:

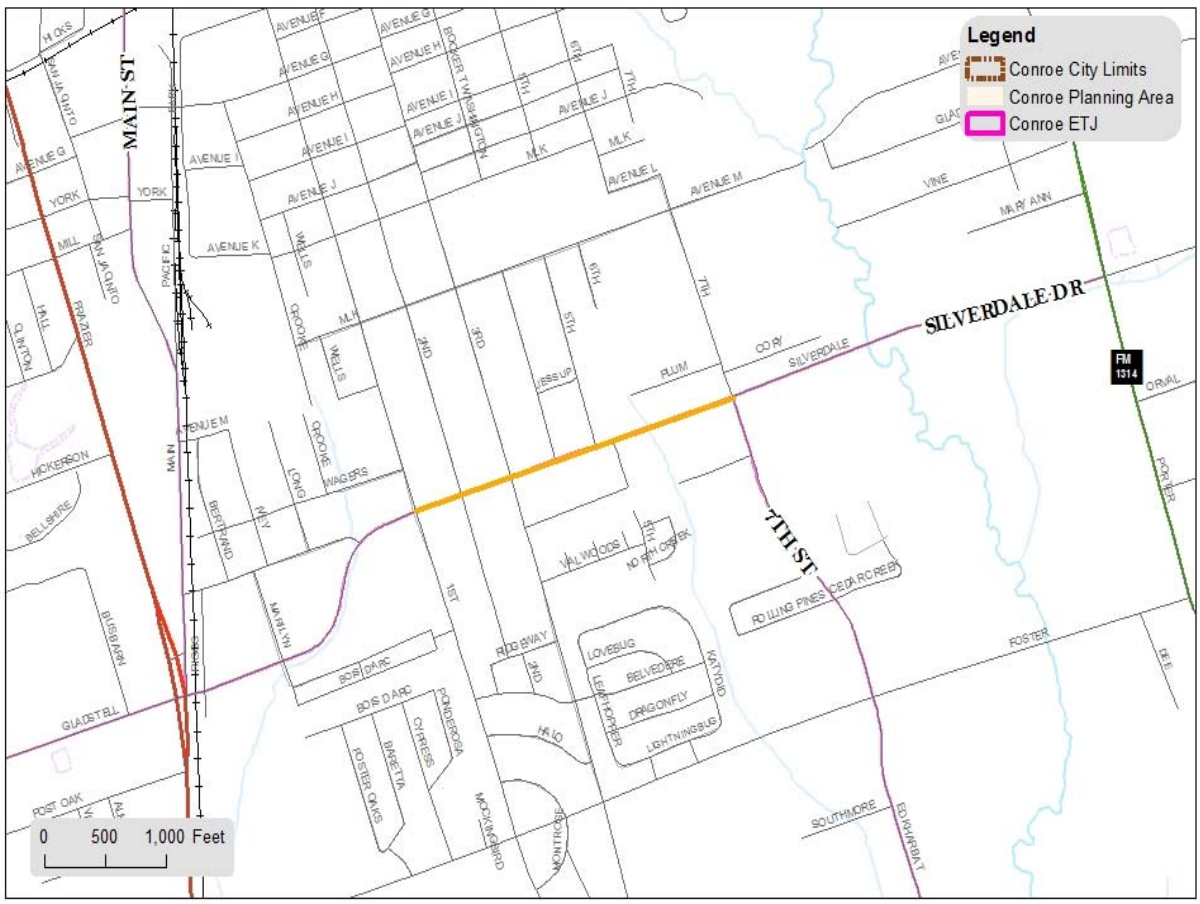

P-TBD STREET
SILVERDALE
1ST TO 7TH

City of Conroe, Texas
www.CityofConroe.org

ADDITIONAL PROJECT DETAILS:

Capital Improvement Program
Project Sheet

Project Type: Streets

Project Name: Sidewalk - Sgt. Ed Holcomb Blvd **Project Code:** G91

Project Manager: Engineering

Location Description: School to FM 2854

Summary: The project consists of installation of 2,175 linear feet for pedestrian traffic from the Conroe ISD - Peet 9th Grade Campus to FM 2854.

Project Start Date: October 2018

Project End Date: September 2019

REVENUE SOURCE	Prior Budgets	2018-2019	2019-2020	2020-2021	2021-2022	2022-2023	2023-2028	TOTAL COST
General Obligation Bonds	$ -	$ -	$ -	$ -	$ -	$ -	$ -	$ -
Certificates of Obligation	-	334,000	-	-	-	-	-	334,000
Revenue Bonds	-	-	-	-	-	-	-	-
Interest Income	-	-	-	-	-	-	-	-
Intergovernmental	-	-	-	-	-	-	-	-
Transfers In	-	-	-	-	-	-	-	-
Other Sources*	-	-	-	-	-	-	-	-
TOTAL REVENUE	$ -	$ 334,000	$ -	$ -	$ -	$ -	$ -	$ 334,000

* Other Sources		
		$ -
		$ -
		$ -

COST BREAKDOWN

KEY COST DESCRIPTIONS	Prior Budgets	2018-2019	2019-2020	2020-2021	2021-2022	2022-2023	2023-2028	TOTAL COST
1111-Land Acquisition	$ -	$ -	$ -	$ -	$ -	$ -	$ -	$ -
1112-Planning Design (Outside)	-	25,000	-	-	-	-	-	25,000
1113-Testing/Inspection	-	-	-	-	-	-	-	-
1114-Construction (Outside)	-	309,000	-	-	-	-	-	309,000
1116-Materials	-	-	-	-	-	-	-	-
1117-Machinery/Equipment	-	-	-	-	-	-	-	-
1118-Miscellaneous	-	-	-	-	-	-	-	-
TOTAL COST	$ -	$ 334,000	$ -	$ -	$ -	$ -	$ -	$ 334,000

Note: Inflation has been added to projected costs in future years.

PROJECTED ANNUAL OPERATING IMPACT	2018-2019	2019-2020	2020-2021	2021-2022	2022-2023	2023-2028	TOTAL COST
Revenues	$ -	$ -	$ -	$ -	$ -	$ -	$ -
Charges for Service	-	-	-	-	-	-	-
Other Revenues	-	-	-	-	-	-	-
Subtotal-Revenues	$ -	$ -	$ -	$ -	$ -	$ -	$ -
Expenses							
Personnel Service	$ -	$ -	$ -	$ -	$ -	$ -	$ -
Supplies	-	-	-	-	-	-	-
Contractual Services	-	-	-	-	-	-	-
Capital Outlay	-	-	-	-	-	-	-
NET TOTAL COST	$ -	$ -	$ -	$ -	$ -	$ -	$ -

Capital Improvement Program
Project Sheet

Project Type: Streets

Project Name: Sidewalk - Sgt. Ed Holcomb Blvd **Project Code:** G91

Project Manager: Engineering

Location Description: School to FM 2854

PROJECT MAP:

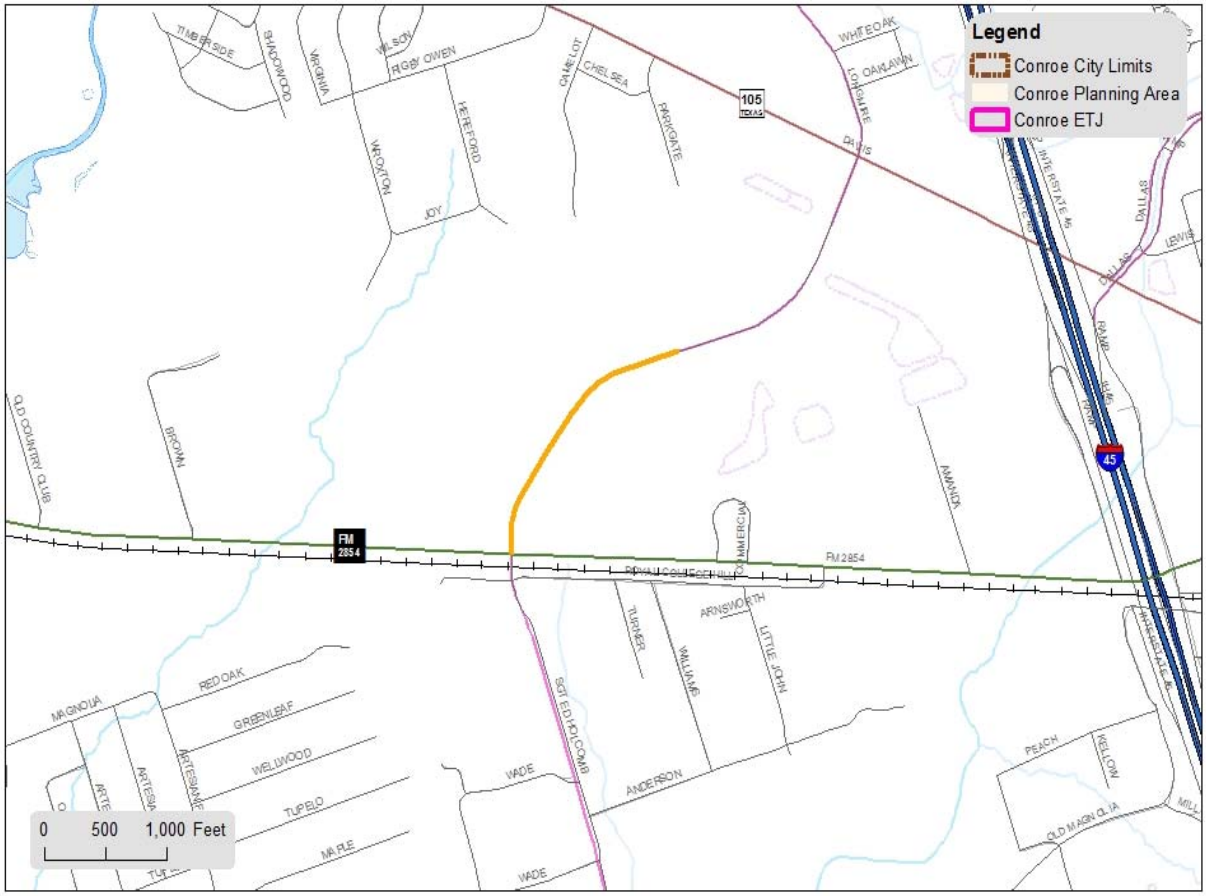

P-TBD STREET
SGT ED HOLCOMB BLVD
CONROE HIGH SCHOOL 9TH GRADE CAMPUS TO FM 2854

City of Conroe, Texas
www.CityofConroe.org

ADDITIONAL PROJECT DETAILS:

Capital Improvement Program
Project Sheet

Project Type: Streets

Project Name: Sidewalk - Metcalf **Project Code:** TBD

Project Manager: Engineering

Location Description: Along FM 2854 from IH-45 to SH 75

Summary: The project consists of installing approximately 1,034 linear feet of 5' wide sidewalks along FM 2854 (Metcalf) from IH-45 to SH 75 (Frazier Street) , plus 700 linear feet on IH-45 to Flag Park (1,734 linear feet) for pedestrian traffic.

Project Start Date: October 2019

Project End Date: September 2020

REVENUE SOURCE	Prior Budgets	2018-2019	2019-2020	2020-2021	2021-2022	2022-2023	2023-2028	TOTAL COST
General Obligation Bonds	$ -	$ -	$ -	$ -	$ -	$ -	$ -	$ -
Certificates of Obligation	-	-	311,000	-	-	-	-	311,000
Revenue Bonds	-	-	-	-	-	-	-	-
Interest Income	-	-	-	-	-	-	-	-
Intergovernmental	-	-	-	-	-	-	-	-
Transfers In	-	-	-	-	-	-	-	-
Other Sources*	-	-	-	-	-	-	-	-
TOTAL REVENUE	**$ -**	**$ -**	**$ 311,000**	**$ -**	**$ -**	**$ -**	**$ -**	**$ 311,000**

* Other Sources		
		$ -
		$ -
		$ -

COST BREAKDOWN

KEY COST DESCRIPTIONS	Prior Budgets	2018-2019	2019-2020	2020-2021	2021-2022	2022-2023	2023-2028	TOTAL COST
1111-Land Acquisition	$ -	$ -	$ -	$ -	$ -	$ -	$ -	$ -
1112-Planning Design (Outside)	-	-	23,000	-	-	-	-	23,000
1113-Testing/Inspection	-	-	-	-	-	-	-	-
1114-Construction (Outside)	-	-	288,000	-	-	-	-	288,000
1116-Materials	-	-	-	-	-	-	-	-
1117-Machinery/Equipment	-	-	-	-	-	-	-	-
1118-Miscellaneous	-	-	-	-	-	-	-	-
TOTAL COST	**$ -**	**$ -**	**$ 311,000**	**$ -**	**$ -**	**$ -**	**$ -**	**$ 311,000**

Note: Inflation has been added to projected costs in future years.

PROJECTED ANNUAL OPERATING IMPACT	2018-2019	2019-2020	2020-2021	2021-2022	2022-2023	2023-2028	TOTAL COST
Revenues	$ -	$ -	$ -	$ -	$ -	$ -	$ -
Charges for Service	-	-	-	-	-	-	-
Other Revenues	-	-	-	-	-	-	-
Subtotal-Revenues	$ -	$ -	$ -	$ -	$ -	$ -	$ -
Expenses							
Personnel Service	$ -	$ -	$ -	$ -	$ -	$ -	$ -
Supplies	-	-	-	-	-	-	-
Contractual Services	-	-	-	-	-	-	-
Capital Outlay	-	-	-	-	-	-	-
NET TOTAL COST	**$ -**	**$ -**	**$ -**	**$ -**	**$ -**	**$ -**	**$ -**

Capital Improvement Program
Project Sheet

Project Type: Streets

Project Name: Sidewalk - Metcalf **Project Code:** TBD

Project Manager: Engineering

Location Description: Along FM 2854 from IH-45 to SH 75

PROJECT MAP:

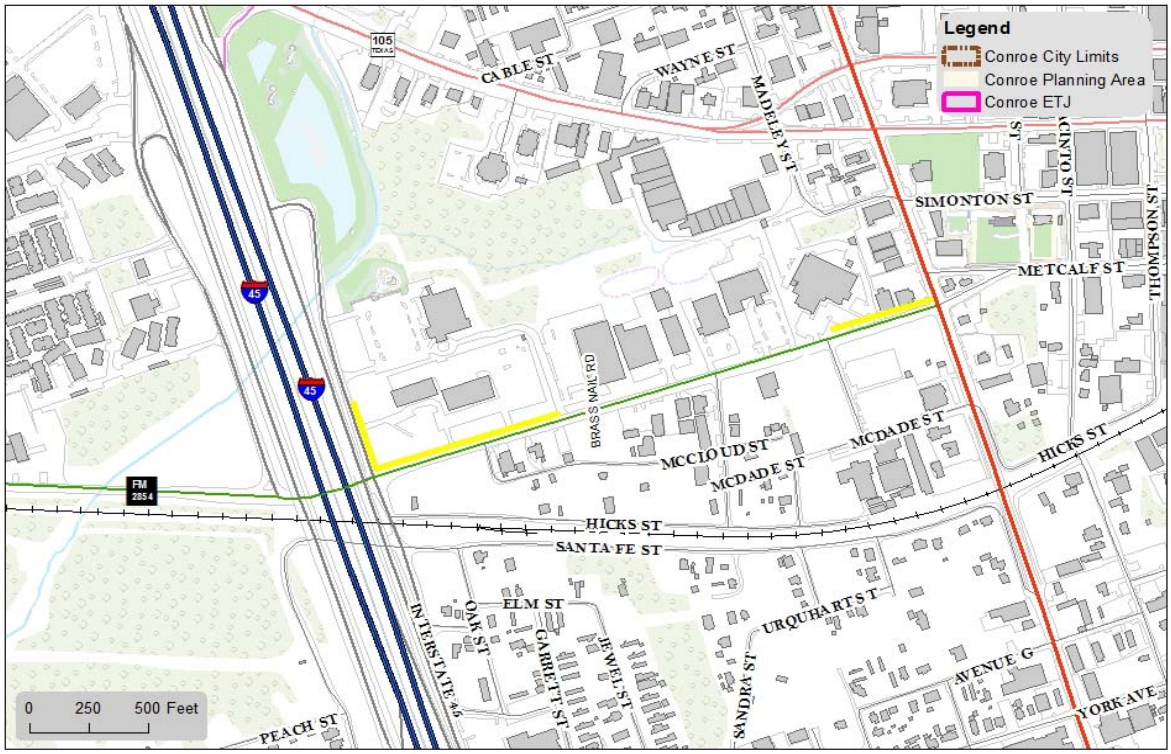

N

P-TBD STREET
SIDEWALK - METCALF
ALONG FM 2854 FROM IH-45 TO SH 75

City of Conroe Texas
www.CityofConroe.org

ADDITIONAL PROJECT DETAILS:

Capital Improvement Program
Project Sheet

Project Type: Streets

Project Name: Sidewalk - Semands Street **Project Code:** G92

Project Manager: Engineering

Location Description: IH-45 to SH-75

Summary: This project includes the installation of approximately 2,820 linear feet of 5' sidewalks on Semands Street from IH-45 to SH-75 for pedestrian traffic.

Project Start Date: October 2018

Project End Date: September 2019

REVENUE SOURCE	Prior Budgets	2018-2019	2019-2020	2020-2021	2021-2022	2022-2023	2023-2028	TOTAL COST
General Obligation Bonds	$ -	$ -	$ -	$ -	$ -	$ -	$ -	$ -
Certificates of Obligation	-	540,000	-	-	-	-	-	540,000
Revenue Bonds	-	-	-	-	-	-	-	-
Interest Income	-	-	-	-	-	-	-	-
Intergovernmental	-	-	-	-	-	-	-	-
Transfers In	-	-	-	-	-	-	-	-
Other Sources*	-	-	-	-	-	-	-	-
TOTAL REVENUE	$ -	$ 540,000	$ -	$ -	$ -	$ -	$ -	$ 540,000

* Other Sources		
		$ -
		$ -
		$ -

COST BREAKDOWN

KEY COST DESCRIPTIONS	Prior Budgets	2018-2019	2019-2020	2020-2021	2021-2022	2022-2023	2023-2028	TOTAL COST
1111-Land Acquisition	$ -	$ -	$ -	$ -	$ -	$ -	$ -	$ -
1112-Planning Design (Outside)	-	39,000	-	-	-	-	-	39,000
1113-Testing/Inspection	-	-	-	-	-	-	-	-
1114-Construction (Outside)	-	501,000	-	-	-	-	-	501,000
1116-Materials	-	-	-	-	-	-	-	-
1117-Machinery/Equipment	-	-	-	-	-	-	-	-
1118-Miscellaneous	-	-	-	-	-	-	-	-
TOTAL COST	$ -	$ 540,000	$ -	$ -	$ -	$ -	$ -	$ 540,000

Note: Inflation has been added to projected costs in future years.

PROJECTED ANNUAL OPERATING IMPACT	2018-2019	2019-2020	2020-2021	2021-2022	2022-2023	2023-2028	TOTAL COST
Revenues	$ -	$ -	$ -	$ -	$ -	$ -	$ -
Charges for Service	-	-	-	-	-	-	-
Other Revenues	-	-	-	-	-	-	-
Subtotal-Revenues	$ -	$ -	$ -	$ -	$ -	$ -	$ -
Expenses							
Personnel Service	$ -	$ -	$ -	$ -	$ -	$ -	$ -
Supplies	-	-	-	-	-	-	-
Contractual Services	-	-	-	-	-	-	-
Capital Outlay	-	-	-	-	-	-	-
NET TOTAL COST	$ -	$ -	$ -	$ -	$ -	$ -	$ -

Capital Improvement Program
Project Sheet

Project Type: Streets

Project Name: Sidewalk - Semands Street **Project Code:** G92

Project Manager: Engineering

Location Description: IH-45 to SH-75

PROJECT MAP:

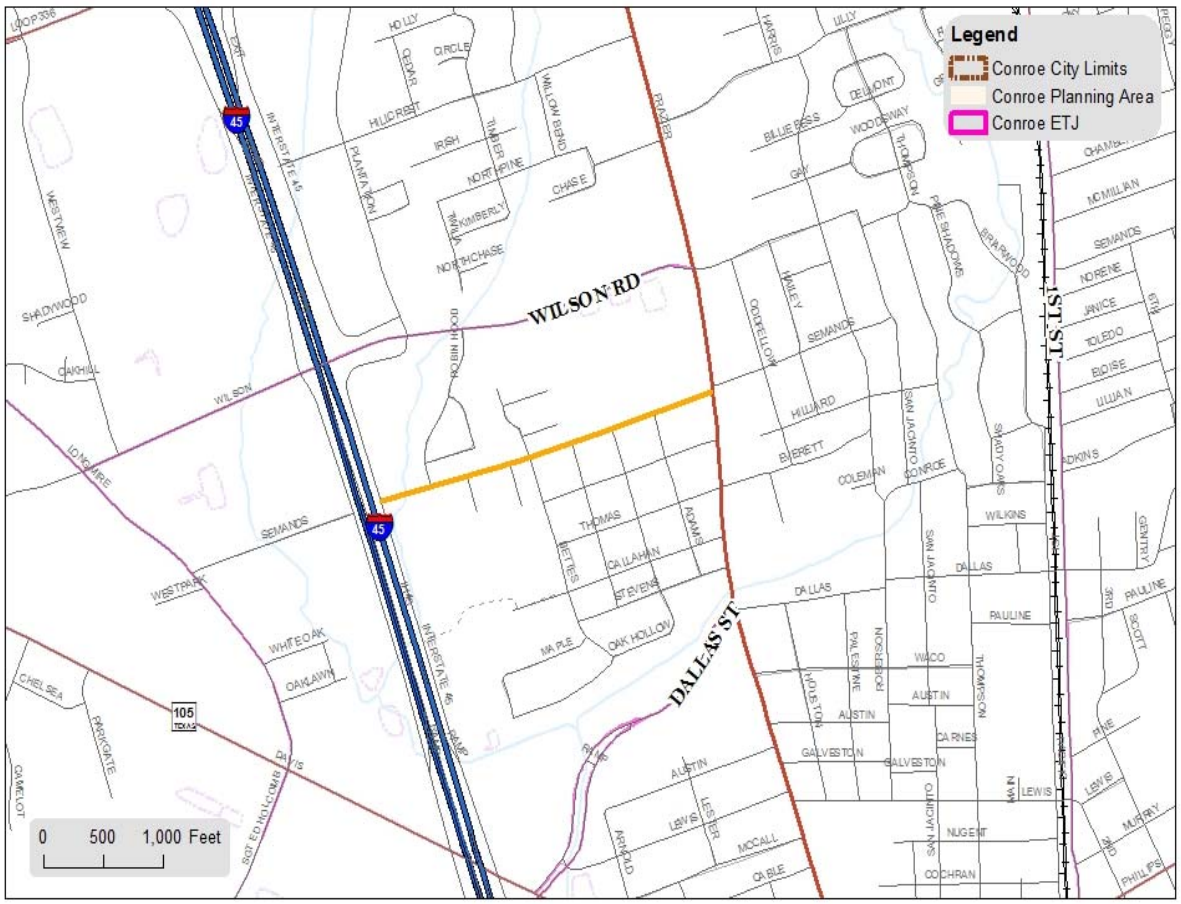

P-TBD STREET
SEMANDS
IH-45 TO SH75

City of Conroe, Texas
www.CityofConroe.org

ADDITIONAL PROJECT DETAILS:

Capital Improvement Program
Project Sheet

Project Type: Streets

Project Name: Sidewalk - Westview Boulevard **Project Code:** G93

Project Manager: Engineering

Location Description: North Loop 336 to Wilson Road

Summary: Install 5' sidewalks from Wilson Road to Loop 336 North, approximately 3,212 linear feet. Montgomery Park Boulevard to Loop 336 North, approximately 1,865 linear feet.

Project Start Date: October 2018

Project End Date: September 2019

REVENUE SOURCE	Prior Budgets	2018-2019	2019-2020	2020-2021	2021-2022	2022-2023	2023-2028	TOTAL COST
General Obligation Bonds	$ -	$ -	$ -	$ -	$ -	$ -	$ -	$ -
Certificates of Obligation	-	780,000	-	-	-	-	-	780,000
Revenue Bonds	-	-	-	-	-	-	-	-
Interest Income	-	-	-	-	-	-	-	-
Intergovernmental	-	-	-	-	-	-	-	-
Transfers In	-	-	-	-	-	-	-	-
Other Sources*	-	-	-	-	-	-	-	-
TOTAL REVENUE	$ -	$ 780,000	$ -	$ -	$ -	$ -	$ -	$ 780,000

* Other Sources		
		$ -
		$ -
		$ -

COST BREAKDOWN

KEY COST DESCRIPTIONS	Prior Budgets	2018-2019	2019-2020	2020-2021	2021-2022	2022-2023	2023-2028	TOTAL COST
1111-Land Acquisition	$ -	$ -	$ -	$ -	$ -	$ -	$ -	$ -
1112-Planning Design (Outside)	-	58,000	-	-	-	-	-	58,000
1113-Testing/Inspection	-	-	-	-	-	-	-	-
1114-Construction (Outside)	-	722,000	-	-	-	-	-	722,000
1116-Materials	-	-	-	-	-	-	-	-
1117-Machinery/Equipment	-	-	-	-	-	-	-	-
1118-Miscellaneous	-	-	-	-	-	-	-	-
TOTAL COST	$ -	$ 780,000	$ -	$ -	$ -	$ -	$ -	$ 780,000

Note: Inflation has been added to projected costs in future years.

PROJECTED ANNUAL OPERATING IMPACT	2018-2019	2019-2020	2020-2021	2021-2022	2022-2023	2023-2028	TOTAL COST
Revenues	$ -	$ -	$ -	$ -	$ -	$ -	$ -
Charges for Service	-	-	-	-	-	-	-
Other Revenues	-	-	-	-	-	-	-
Subtotal-Revenues	$ -	$ -	$ -	$ -	$ -	$ -	$ -
Expenses							
Personnel Service	$ -	$ -	$ -	$ -	$ -	$ -	$ -
Supplies	-	-	-	-	-	-	-
Contractual Services	-	-	-	-	-	-	-
Capital Outlay	-	-	-	-	-	-	-
NET TOTAL COST	$ -	$ -	$ -	$ -	$ -	$ -	$ -

Capital Improvement Program
Project Sheet

Project Type: Streets

Project Name: Sidewalk - Westview Boulevard **Project Code:** G93

Project Manager: Engineering

Location Description: North Loop 336 to Wilson Road

PROJECT MAP:

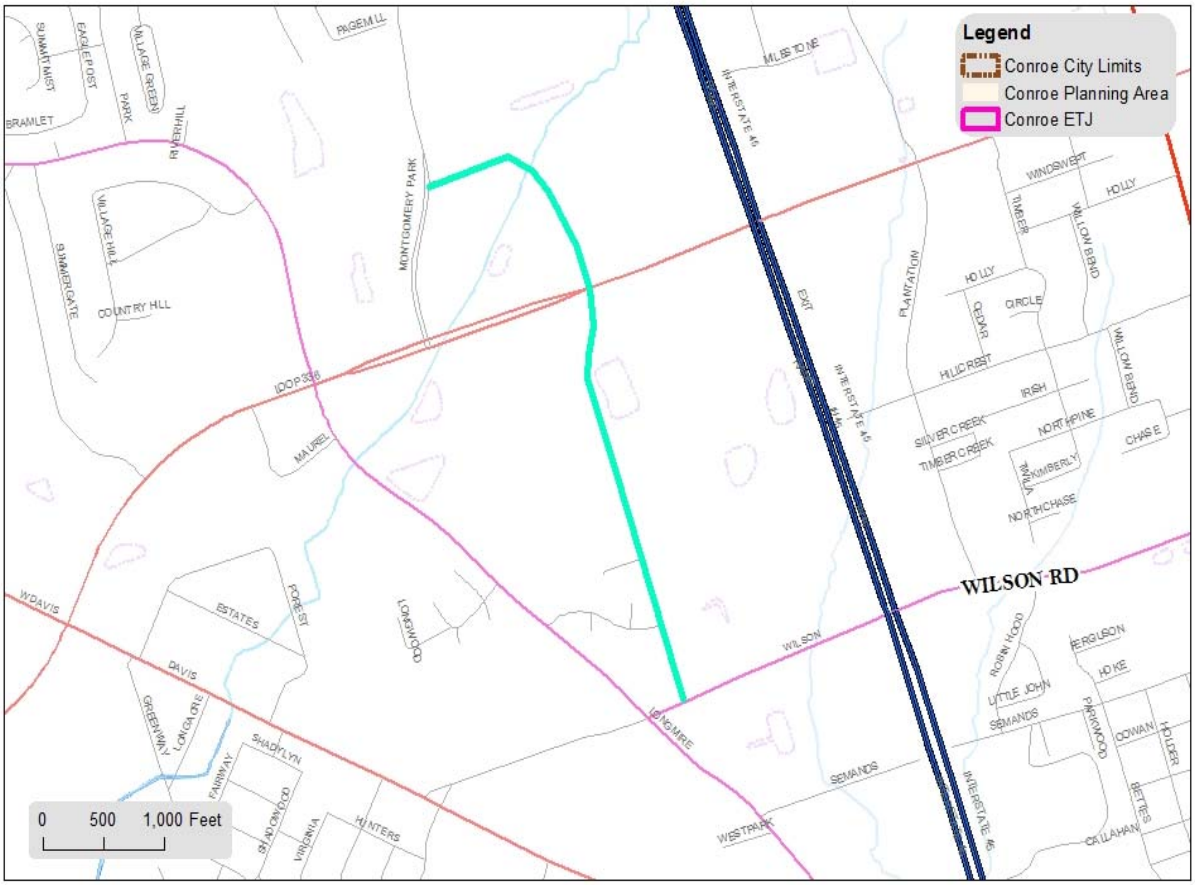

P-TBD SIDEWALKS

WESTVIEW BLVD - MONTGOMERY PARK

City of Conroe, Texas
www.CityofConroe.org

ADDITIONAL PROJECT DETAILS:

Capital Improvement Program
Project Sheet

Project Type: Streets

Project Name: Sidewalk - River Pointe Drive **Project Code:** TBD

Project Manager: Engineering

Location Description: River Pointe Drive Area from the bus stop to Loop 336

Summary: Install 5' sidewalks on the east side of River Pointe Drive from bus stop to Loop 336 (1,425 linear feet).

Project Start Date: October 2019

Project End Date: September 2020

REVENUE SOURCE	Prior Budgets	2018-2019	2019-2020	2020-2021	2021-2022	2022-2023	2023-2028	TOTAL COST
General Obligation Bonds	$ -	$ -	$ -	$ -	$ -	$ -	$ -	**$ -**
Certificates of Obligation	-	-	256,000	-	-	-	-	**256,000**
Revenue Bonds	-	-	-	-	-	-	-	**-**
Interest Income	-	-	-	-	-	-	-	**-**
Intergovernmental	-	-	-	-	-	-	-	**-**
Transfers In	-	-	-	-	-	-	-	**-**
Other Sources*	-	-	-	-	-	-	-	**-**
TOTAL REVENUE	**$ -**	**$ -**	**$ 256,000**	**$ -**	**$ -**	**$ -**	**$ -**	**$ 256,000**

*** Other Sources**		$ -
		$ -
		$ -

COST BREAKDOWN

KEY COST DESCRIPTIONS	Prior Budgets	2018-2019	2019-2020	2020-2021	2021-2022	2022-2023	2023-2028	TOTAL COST
1111-Land Acquisition	$ -	$ -	$ -	$ -	$ -	$ -	$ -	**$ -**
1112-Planning Design (Outside)	-	-	19,000	-	-	-	-	**19,000**
1113-Testing/Inspection	-	-	-	-	-	-	-	**-**
1114-Construction (Outside)	-	-	237,000	-	-	-	-	**237,000**
1116-Materials	-	-	-	-	-	-	-	**-**
1117-Machinery/Equipment	-	-	-	-	-	-	-	**-**
1118-Miscellaneous	-	-	-	-	-	-	-	**-**
TOTAL COST	**$ -**	**$ -**	**$ 256,000**	**$ -**	**$ -**	**$ -**	**$ -**	**$ 256,000**

Note: Inflation has been added to projected costs in future years.

PROJECTED ANNUAL OPERATING IMPACT	2018-2019	2019-2020	2020-2021	2021-2022	2022-2023	2023-2028	TOTAL COST
Revenues	$ -	$ -	$ -	$ -	$ -	$ -	**$ -**
Charges for Service	-	-	-	-	-	-	**-**
Other Revenues	-	-	-	-	-	-	**-**
Subtotal-Revenues	$ -	$ -	$ -	$ -	$ -	$ -	**$ -**
Expenses							
Personnel Service	$ -	$ -	$ -	$ -	$ -	$ -	**$ -**
Supplies	-	-	-	-	-	-	**-**
Contractual Services	-	-	-	-	-	-	**-**
Capital Outlay	-	-	-	-	-	-	**-**
NET TOTAL COST	**$ -**	**$ -**	**$ -**	**$ -**	**$ -**	**$ -**	**$ -**

Capital Improvement Program
Project Sheet

Project Type: Streets

Project Name: Sidewalk - River Pointe Drive **Project Code:** TBD

Project Manager: Engineering

Location Description: River Pointe Drive Area from the bus stop to Loop 336

PROJECT MAP:

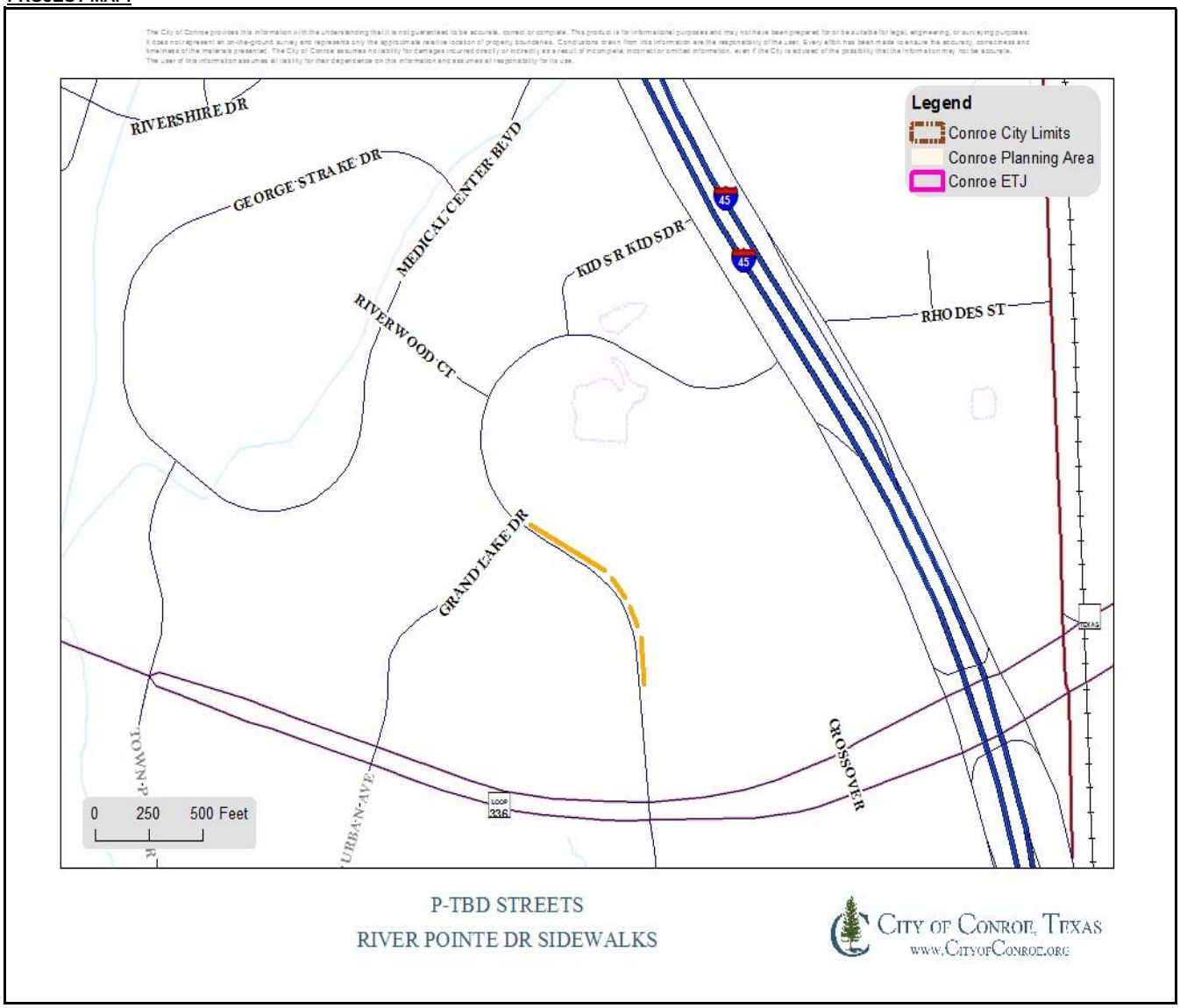

ADDITIONAL PROJECT DETAILS:

Capital Improvement Program
Project Sheet

Project Type: Streets

Project Name: Sidewalk - Loop 336 North **Project Code:** TBD

Project Manager: Engineering

Location Description: SH 75 to Thompson Street

Summary: The project involves installation of approximately 1,185 linear feet of five foot wide sidewalks for pedestrian traffic.

Project Start Date: October 2020

Project End Date: September 2021

REVENUE SOURCE	Prior Budgets	2018-2019	2019-2020	2020-2021	2021-2022	2022-2023	2023-2028	TOTAL COST
General Obligation Bonds	$ -	$ -	$ -	$ -	$ -	$ -	$ -	$ -
Certificates of Obligation	-	-	-	194,000	-	-	-	194,000
Revenue Bonds	-	-	-	-	-	-	-	-
Interest Income	-	-	-	-	-	-	-	-
Intergovernmental	-	-	-	-	-	-	-	-
Transfers In	-	-	-	-	-	-	-	-
Other Sources*	-	-	-	-	-	-	-	-
TOTAL REVENUE	$ -	$ -	$ -	$ 194,000	$ -	$ -	$ -	$ 194,000

* Other Sources		
		$ -
		$ -
		$ -

COST BREAKDOWN

KEY COST DESCRIPTIONS	Prior Budgets	2018-2019	2019-2020	2020-2021	2021-2022	2022-2023	2023-2028	TOTAL COST
1111-Land Acquisition	$ -	$ -	$ -	$ -	$ -	$ -	$ -	$ -
1112-Planning Design (Outside)	-	-	-	30,000	-	-	-	30,000
1113-Testing/Inspection	-	-	-	-	-	-	-	-
1114-Construction (Outside)	-	-	-	164,000	-	-	-	164,000
1116-Materials	-	-	-	-	-	-	-	-
1117-Machinery/Equipment	-	-	-	-	-	-	-	-
1118-Miscellaneous	-	-	-	-	-	-	-	-
TOTAL COST	$ -	$ -	$ -	$ 194,000	$ -	$ -	$ -	$ 194,000

Note: Inflation has been added to projected costs in future years.

PROJECTED ANNUAL OPERATING IMPACT	2018-2019	2019-2020	2020-2021	2021-2022	2022-2023	2023-2028	TOTAL COST
Revenues	$ -	$ -	$ -	$ -	$ -	$ -	$ -
Charges for Service	-	-	-	-	-	-	-
Other Revenues	-	-	-	-	-	-	-
Subtotal-Revenues	$ -	$ -	$ -	$ -	$ -	$ -	$ -
Expenses							
Personnel Service	$ -	$ -	$ -	$ -	$ -	$ -	$ -
Supplies	-	-	-	-	-	-	-
Contractual Services	-	-	-	-	-	-	-
Capital Outlay	-	-	-	-	-	-	-
NET TOTAL COST	$ -	$ -	$ -	$ -	$ -	$ -	$ -

Capital Improvement Program
Project Sheet

Project Type: Streets

Project Name: Sidewalk - Loop 336 North **Project Code:** TBD

Project Manager: Engineering

Location Description: SH 75 to Thompson Street

PROJECT MAP:

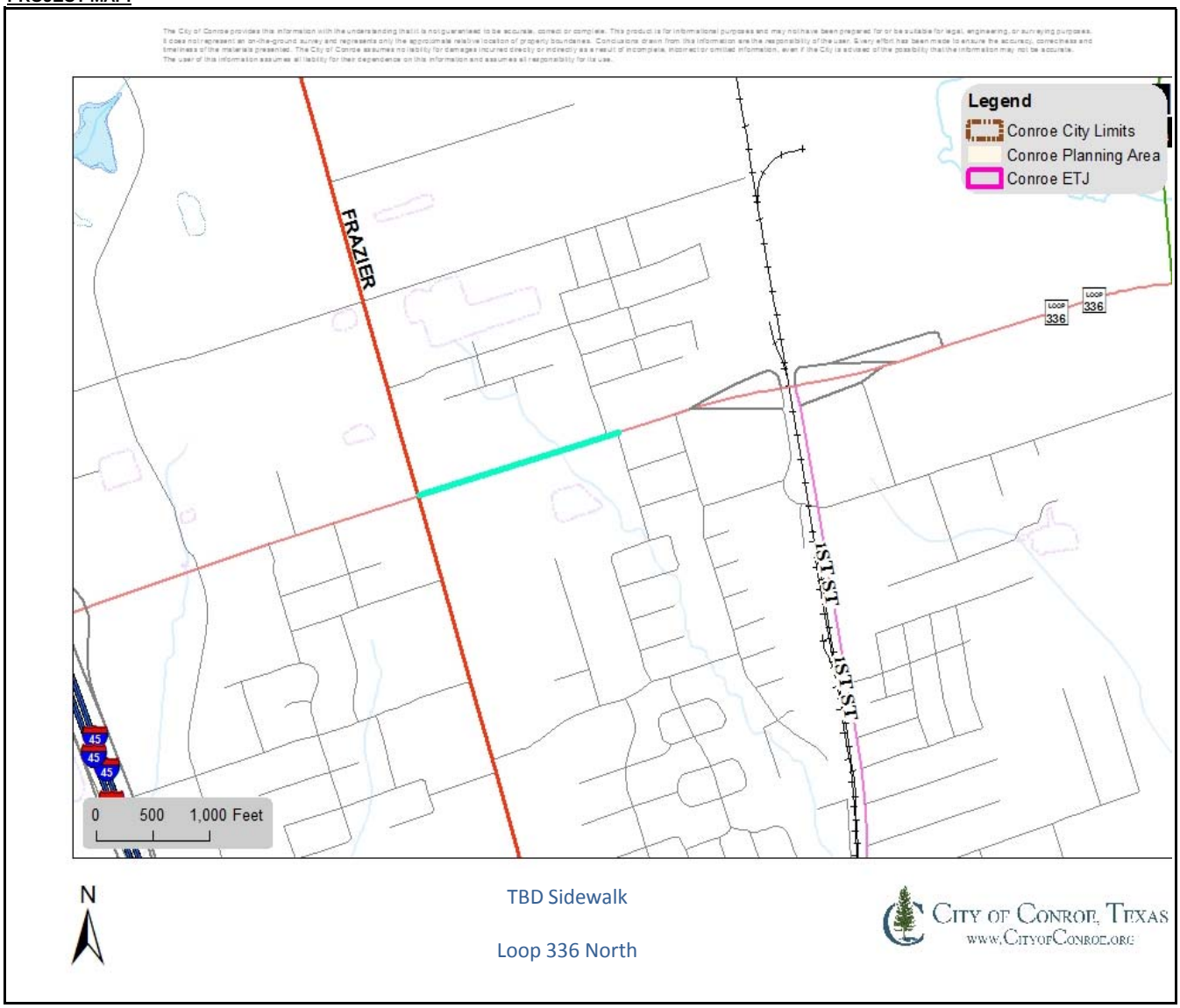

ADDITIONAL PROJECT DETAILS:

City of Conroe

(This page intentionally left blank.)

SIGNALS IMPROVEMENTS

Capital Improvement Program
Project Sheet

Project Type: Signals

Project Name: Signal - FM 1488 at Grace Crossing

Project Code: F54

Project Manager: Engineering

Location Description: FM 1488 and Grace Crossing Church

Summary: Install highway traffic signal (mast arms) to TxDOT standards, installation of controller, and detection system to meet City standards.

Project Start Date: October 2017

Project End Date: September 2018

REVENUE SOURCE	Prior Budgets	2018-2019	2019-2020	2020-2021	2021-2022	2022-2023	2023-2028	TOTAL COST
General Obligation Bonds	$ -	$ -	$ -	$ -	$ -	$ -	$ -	**$ -**
Certificates of Obligation	-	375,000	-	-	-	-	-	**375,000**
Revenue Bonds	-	-	-	-	-	-	-	**-**
Interest Income	-	-	-	-	-	-	-	**-**
Intergovernmental	-	-	-	-	-	-	-	**-**
Transfers In	-	-	-	-	-	-	-	**-**
Other Sources*	-	-	-	-	-	-	-	**-**
TOTAL REVENUE	**$ -**	**$ 375,000**	**$ -**	**$ -**	**$ -**	**$ -**	**$ -**	**$ 375,000**

* Other Sources		
		$ -
		$ -
		$ -

COST BREAKDOWN

KEY COST DESCRIPTIONS	Prior Budgets	2018-2019	2019-2020	2020-2021	2021-2022	2022-2023	2023-2028	TOTAL COST
1111-Land Acquisition	$ -	$ -	$ -	$ -	$ -	$ -	$ -	**$ -**
1112-Planning Design (Outside)	-	-	-	-	-	-	-	**-**
1113-Testing/Inspection	-	-	-	-	-	-	-	**-**
1114-Construction (Outside)	-	-	-	-	-	-	-	**-**
1116-Materials	-	-	-	-	-	-	-	**-**
1117-Machinery/Equipment	-	-	-	-	-	-	-	**-**
1118-Miscellaneous	-	-	-	-	-	-	-	**-**
TOTAL COST	**$ -**	**$ -**	**$ -**	**$ -**	**$ -**	**$ -**	**$ -**	**$ -**

Note: Inflation has been added to projected costs in future years.

PROJECTED ANNUAL OPERATING IMPACT	2018-2019	2019-2020	2020-2021	2021-2022	2022-2023	2023-2028	TOTAL COST
Revenues	$ -	$ -	$ -	$ -	$ -	$ -	**$ -**
Charges for Service	-	-	-	-	-	-	**-**
Other Revenues	-	-	-	-	-	-	**-**
Subtotal-Revenues	$ -	$ -	$ -	$ -	$ -	$ -	**$ -**
Expenses							
Personnel Service	$ -	$ -	$ -	$ -	$ -	$ -	**$ -**
Supplies	-	-	-	-	-	-	**-**
Contractual Services	-	-	-	-	-	-	**-**
Capital Outlay	-	-	-	-	-	-	**-**
NET TOTAL COST	**$ -**	**$ -**	**$ -**	**$ -**	**$ -**	**$ -**	**$ -**

Capital Improvement Program
Project Sheet

Project Type: Signals

Project Name: Signal - FM 1488 at Grace Crossing

Project Code: F54

Project Manager: Engineering

Location Description: FM 1488 and Grace Crossing Church

PROJECT MAP:

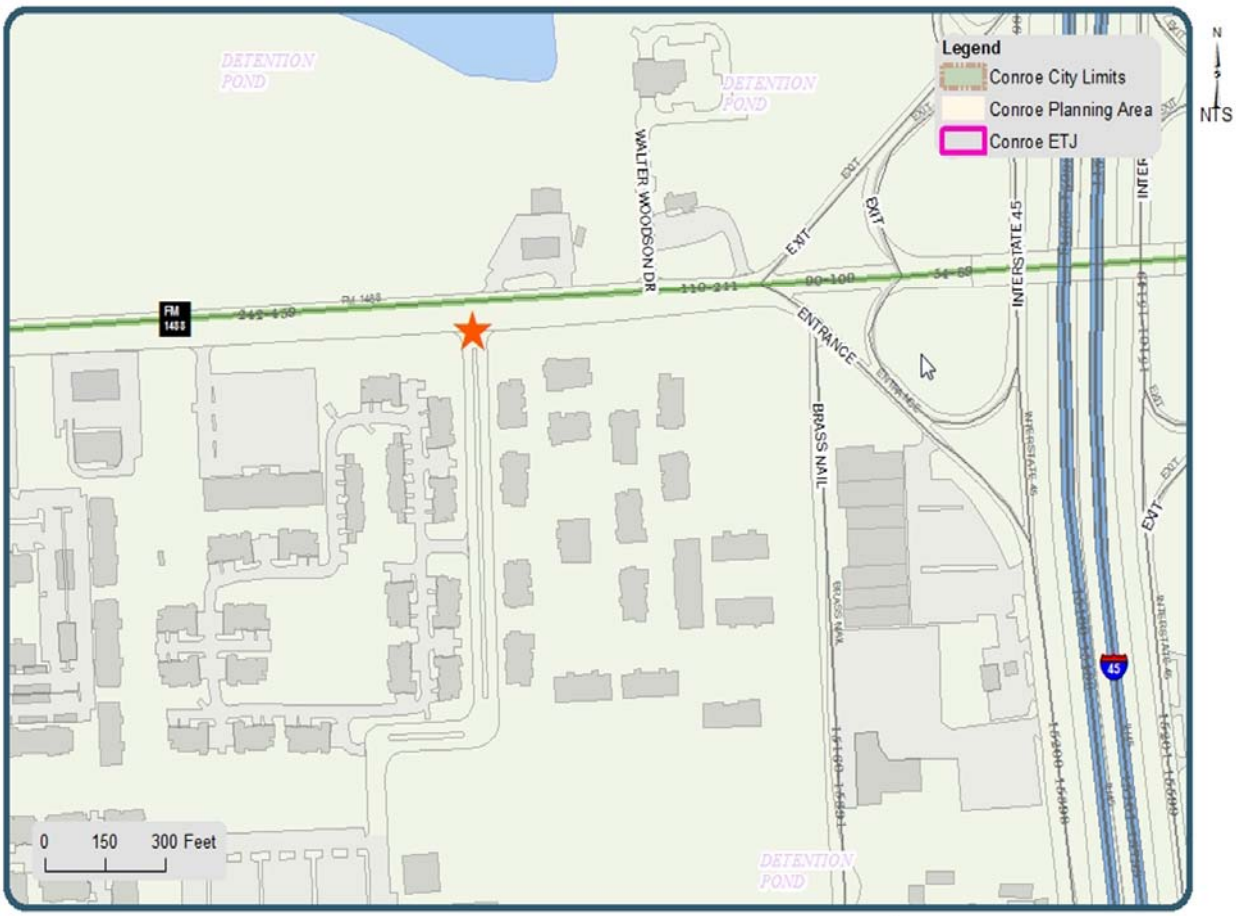

P-CODE TBD

SIGNALS - GRACE CROSSING

City of Conroe, Texas
www.CityofConroe.org

ADDITIONAL PROJECT DETAILS:

Capital Improvement Program
Project Sheet

Project Type: Signals

Project Name: Signal - SH 75 at Wilson Road

Project Code: G16

Project Manager: Engineering

Location Description: SH 75 at Wilson Road

Summary: Install Highway Traffic Signal (mast arms) to TxDOT standards. This project is connected to the Wilson Road E Widening project.

Project Start Date: October 2017

Project End Date: September 2018

REVENUE SOURCE	Prior Budgets	2018-2019	2019-2020	2020-2021	2021-2022	2022-2023	2023-2028	TOTAL COST
General Obligation Bonds	$ -	$ -	$ -	$ -	$ -	$ -	$ -	**$ -**
Certificates of Obligation	-	402,000	-	-	-	-	-	**402,000**
Revenue Bonds	-	-	-	-	-	-	-	**-**
Interest Income	-	-	-	-	-	-	-	**-**
Intergovernmental	-	-	-	-	-	-	-	**-**
Transfers In	-	-	-	-	-	-	-	**-**
Other Sources*	-	-	-	-	-	-	-	**-**
TOTAL REVENUE	**$ -**	**$ 402,000**	**$ -**	**$ -**	**$ -**	**$ -**	**$ -**	**$ 402,000**

* Other Sources		
		$ -
		$ -
		$ -

COST BREAKDOWN

KEY COST DESCRIPTIONS	Prior Budgets	2018-2019	2019-2020	2020-2021	2021-2022	2022-2023	2023-2028	TOTAL COST
1111-Land Acquisition	$ -	$ -	$ -	$ -	$ -	$ -	$ -	**$ -**
1112-Planning Design (Outside)	-	-	-	-	-	-	-	**-**
1113-Testing/Inspection	-	-	-	-	-	-	-	**-**
1114-Construction (Outside)	-	-	-	-	-	-	-	**-**
1116-Materials	-	-	-	-	-	-	-	**-**
1117-Machinery/Equipment	-	-	-	-	-	-	-	**-**
1118-Miscellaneous	-	-	-	-	-	-	-	**-**
TOTAL COST	**$ -**	**$ -**	**$ -**	**$ -**	**$ -**	**$ -**	**$ -**	**$ -**

Note: Inflation has been added to projected costs in future years.

PROJECTED ANNUAL OPERATING IMPACT	2018-2019	2019-2020	2020-2021	2021-2022	2022-2023	2023-2028	TOTAL COST
Revenues	$ -	$ -	$ -	$ -	$ -	$ -	**$ -**
Charges for Service	-	-	-	-	-	-	**-**
Other Revenues	-	-	-	-	-	-	**-**
Subtotal-Revenues	$ -	$ -	$ -	$ -	$ -	$ -	**$ -**
Expenses							
Personnel Service	$ -	$ -	$ -	$ -	$ -	$ -	**$ -**
Supplies	-	-	-	-	-	-	**-**
Contractual Services	-	-	-	-	-	-	**-**
Capital Outlay	-	-	-	-	-	-	**-**
NET TOTAL COST	**$ -**	**$ -**	**$ -**	**$ -**	**$ -**	**$ -**	**$ -**

Capital Improvement Program
Project Sheet

Project Type: Signals

Project Name: Signal - SH 75 at Wilson Road

Project Code: G16

Project Manager: Engineering

Location Description: SH 75 at Wilson Road

PROJECT MAP:

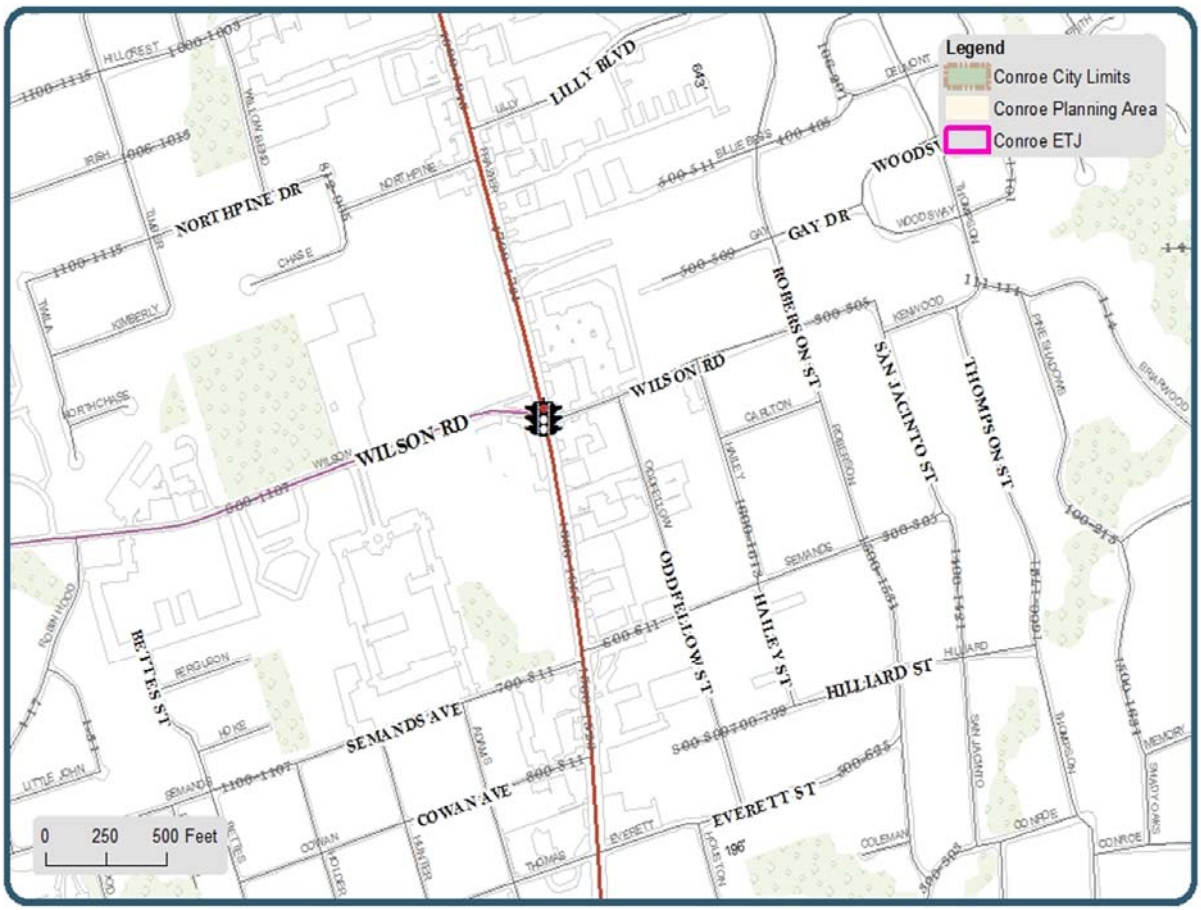

P-TBD SIGNALS
SH-75 AT WILSON RD

City of Conroe Texas
www.CityofConroe.org

ADDITIONAL PROJECT DETAILS:

Capital Improvement Program
Project Sheet

Project Type: Signals

Project Name: Signal - League Line at MP Clark

Project Code: G54

Project Manager: Engineering

Location Description: League Line at MP Clark

Summary: Install Highway Traffic Signal (mast arms) to TxDOT standards.

Project Start Date: October 2017

Project End Date: September 2018

REVENUE SOURCE	Prior Budgets	2018-2019	2019-2020	2020-2021	2021-2022	2022-2023	2023-2028	TOTAL COST
General Obligation Bonds	$ -	$ -	$ -	$ -	$ -	$ -	$ -	**$ -**
Certificates of Obligation	-	361,000	-	-	-	-	-	**361,000**
Revenue Bonds	-	-	-	-	-	-	-	**-**
Interest Income	-	-	-	-	-	-	-	**-**
Intergovernmental	-	-	-	-	-	-	-	**-**
Transfers In	-	-	-	-	-	-	-	**-**
Other Sources*	-	-	-	-	-	-	-	**-**
TOTAL REVENUE	**$ -**	**$ 361,000**	**$ -**	**$ -**	**$ -**	**$ -**	**$ -**	**$ 361,000**

* Other Sources		
		$ -
		$ -
		$ -

COST BREAKDOWN

KEY COST DESCRIPTIONS	Prior Budgets	2018-2019	2019-2020	2020-2021	2021-2022	2022-2023	2023-2028	TOTAL COST
1111-Land Acquisition	$ -	$ -	$ -	$ -	$ -	$ -	$ -	**$ -**
1112-Planning Design (Outside)	-	-	-	-	-	-	-	**-**
1113-Testing/Inspection	-	-	-	-	-	-	-	**-**
1114-Construction (Outside)	-	-	-	-	-	-	-	**-**
1116-Materials	-	-	-	-	-	-	-	**-**
1117-Machinery/Equipment	-	-	-	-	-	-	-	**-**
1118-Miscellaneous	-	-	-	-	-	-	-	**-**
TOTAL COST	**$ -**	**$ -**	**$ -**	**$ -**	**$ -**	**$ -**	**$ -**	**$ -**

Note: Inflation has been added to projected costs in future years.

PROJECTED ANNUAL OPERATING IMPACT	2018-2019	2019-2020	2020-2021	2021-2022	2022-2023	2023-2028	TOTAL COST
Revenues	$ -	$ -	$ -	$ -	$ -	$ -	**$ -**
Charges for Service	-	-	-	-	-	-	**-**
Other Revenues	-	-	-	-	-	-	**-**
Subtotal-Revenues	$ -	$ -	$ -	$ -	$ -	$ -	**$ -**
Expenses							
Personnel Service	$ -	$ -	$ -	$ -	$ -	$ -	**$ -**
Supplies	-	-	-	-	-	-	**-**
Contractual Services	-	-	-	-	-	-	**-**
Capital Outlay	-	-	-	-	-	-	**-**
NET TOTAL COST	**$ -**	**$ -**	**$ -**	**$ -**	**$ -**	**$ -**	**$ -**

Capital Improvement Program
Project Sheet

Project Type: Signals

Project Name: Signal - League Line at MP Clark

Project Code: G54

Project Manager: Engineering

Location Description: League Line at MP Clark

PROJECT MAP:

ADDITIONAL PROJECT DETAILS:

Capital Improvement Program
Project Sheet

Project Type: Signals

Project Name: Signal - Loop 336 at South Conroe Medical Drive

Project Code: G56

Project Manager: Engineering

Location Description: Loop 336 at South Conroe Medical Drive Intersection

Summary: Install Highway Traffic Signal (mast arms) to TxDOT standards.

Project Start Date: October 2017

Project End Date: September 2019

REVENUE SOURCE	Prior Budgets	2018-2019	2019-2020	2020-2021	2021-2022	2022-2023	2023-2028	TOTAL COST
General Obligation Bonds	$ -	$ -	$ -	$ -	$ -	$ -	$ -	$ -
Certificates of Obligation	-	325,000	-	-	-	-	-	325,000
Revenue Bonds	-	-	-	-	-	-	-	-
Interest Income	-	-	-	-	-	-	-	-
Intergovernmental	-	-	-	-	-	-	-	-
Transfers In	-	-	-	-	-	-	-	-
Other Sources*	-	-	-	-	-	-	-	-
TOTAL REVENUE	**$ -**	**$ 325,000**	**$ -**	**$ -**	**$ -**	**$ -**	**$ -**	**$ 325,000**

* Other Sources		
		$ -
		$ -
		$ -

COST BREAKDOWN

KEY COST DESCRIPTIONS	Prior Budgets	2018-2019	2019-2020	2020-2021	2021-2022	2022-2023	2023-2028	TOTAL COST
1111-Land Acquisition	$ -	$ -	$ -	$ -	$ -	$ -	$ -	$ -
1112-Planning Design (Outside)	-	-	-	-	-	-	-	-
1113-Testing/Inspection	-	-	-	-	-	-	-	-
1114-Construction (Outside)	-	-	-	-	-	-	-	-
1116-Materials	-	-	-	-	-	-	-	-
1117-Machinery/Equipment	-	-	-	-	-	-	-	-
1118-Miscellaneous	-	-	-	-	-	-	-	-
TOTAL COST	**$ -**	**$ -**	**$ -**	**$ -**	**$ -**	**$ -**	**$ -**	**$ -**

Note: Inflation has been added to projected costs in future years.

PROJECTED ANNUAL OPERATING IMPACT	2018-2019	2019-2020	2020-2021	2021-2022	2022-2023	2023-2028	TOTAL COST
Revenues	$ -	$ -	$ -	$ -	$ -	$ -	$ -
Charges for Service	-	-	-	-	-	-	-
Other Revenues	-	-	-	-	-	-	-
Subtotal-Revenues	$ -	$ -	$ -	$ -	$ -	$ -	$ -
Expenses							
Personnel Service	$ -	$ -	$ -	$ -	$ -	$ -	$ -
Supplies	-	-	-	-	-	-	-
Contractual Services	-	-	-	-	-	-	-
Capital Outlay	-	-	-	-	-	-	-
NET TOTAL COST	**$ -**	**$ -**	**$ -**	**$ -**	**$ -**	**$ -**	**$ -**

Capital Improvement Program
Project Sheet

Project Type: Signals

Project Name: Signal - Loop 336 at South Conroe Medical Drive

Project Code: G56

Project Manager: Engineering

Location Description: Loop 336 at South Conroe Medical Drive Intersection

PROJECT MAP:

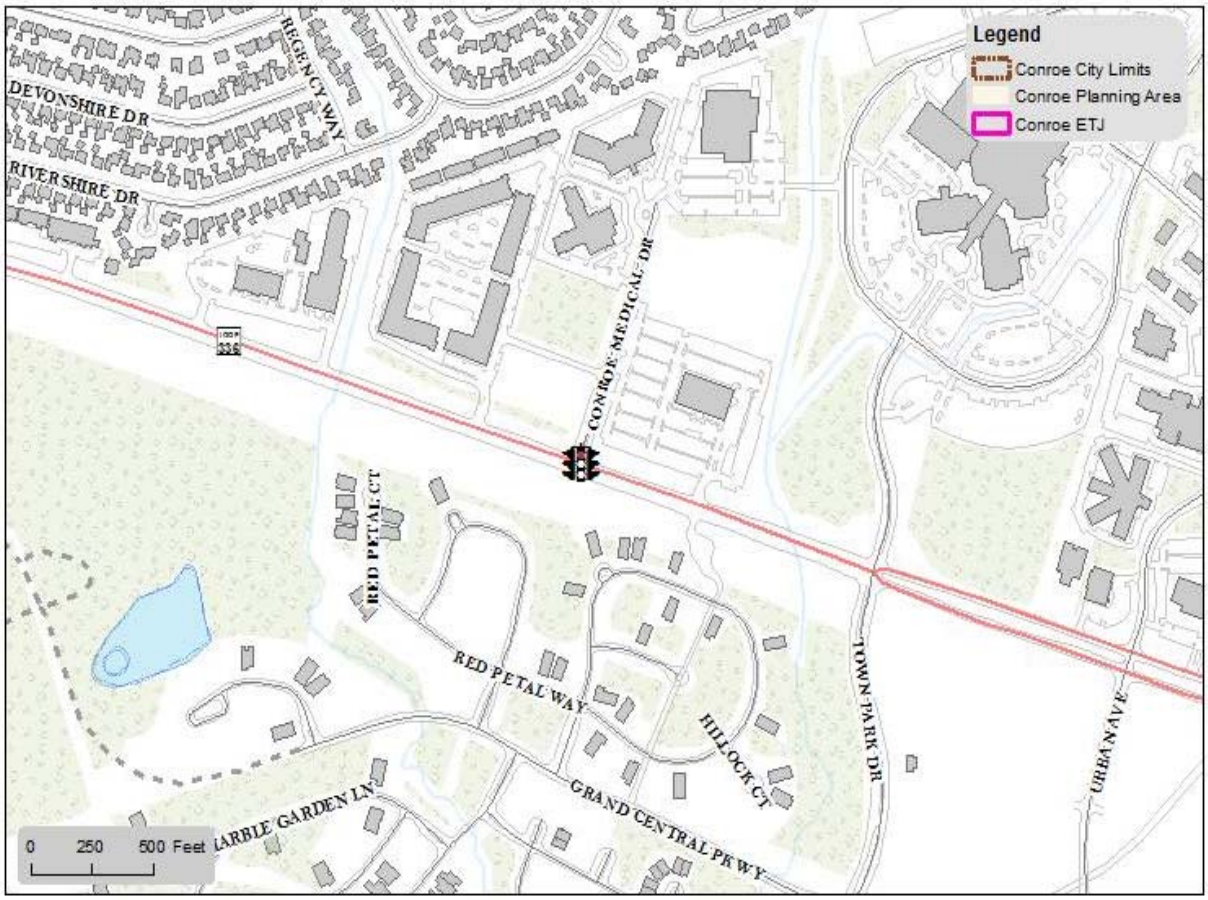

N

P-G56 SIGNAL

LOOP 336 AT SOUTH CONROE MEDICAL DRIVE

City of Conroe Texas
www.CityofConroe.org

ADDITIONAL PROJECT DETAILS:

Capital Improvement Program
Project Sheet

Project Type: Signals

Project Name: Signal Upgrades - City Wide Flashing Yellow Arrows (5-year Plan)

Project Code: G94

Project Manager: Engineering

Location Description: Various locations

Summary: Install flashing yellow arrows per TxDOT Standards at 43 locations within the City limits.

Project Start Date: October 2018

Project End Date: September 2023

REVENUE SOURCE	Prior Budgets	2018-2019	2019-2020	2020-2021	2021-2022	2022-2023	2023-2028	TOTAL COST
General Obligation Bonds	$ -	$ -	$ -	$ -	$ -	$ -	$ -	**$ -**
Certificates of Obligation	-	250,000	258,000	265,000	273,000	281,000	-	**1,327,000**
Revenue Bonds	-	-	-	-	-	-	-	**-**
Interest Income	-	-	-	-	-	-	-	**-**
Intergovernmental	-	-	-	-	-	-	-	**-**
Transfers In	-	-	-	-	-	-	-	**-**
Other Sources*	-	-	-	-	-	-	-	**-**
TOTAL REVENUE	**$ -**	**$ 250,000**	**$ 258,000**	**$ 265,000**	**$ 273,000**	**$ 281,000**	**$ -**	**$ 1,327,000**

* Other Sources		
		$ -
		$ -
		$ -

COST BREAKDOWN

KEY COST DESCRIPTIONS	Prior Budgets	2018-2019	2019-2020	2020-2021	2021-2022	2022-2023	2023-2028	TOTAL COST
1111-Land Acquisition	$ -	$ -	$ -	$ -	$ -	$ -	$ -	**$ -**
1112-Planning Design (Outside)	-	-	-	-	-	-	-	**-**
1113-Testing/Inspection	-	-	-	-	-	-	-	**-**
1114-Construction (Outside)	-	250,000	258,000	265,000	273,000	281,000	-	**1,327,000**
1116-Materials	-	-	-	-	-	-	-	**-**
1117-Machinery/Equipment	-	-	-	-	-	-	-	**-**
1118-Miscellaneous	-	-	-	-	-	-	-	**-**
TOTAL COST	**$ -**	**$ 250,000**	**$ 258,000**	**$ 265,000**	**$ 273,000**	**$ 281,000**	**$ -**	**$ 1,327,000**

Note: Inflation has been added to projected costs in future years.

PROJECTED ANNUAL OPERATING IMPACT	2018-2019	2019-2020	2020-2021	2021-2022	2022-2023	2023-2028	TOTAL COST
Revenues	$ -	$ -	$ -	$ -	$ -	$ -	**$ -**
Charges for Service	-	-	-	-	-	-	**-**
Other Revenues	-	-	-	-	-	-	**-**
Subtotal-Revenues	$ -	$ -	$ -	$ -	$ -	$ -	**$ -**
Expenses							
Personnel Service	$ -	$ -	$ -	$ -	$ -	$ -	**$ -**
Supplies	-	-	-	-	-	-	**-**
Contractual Services	-	-	-	-	-	-	**-**
Capital Outlay	-	-	-	-	-	-	**-**
NET TOTAL COST	**$ -**	**$ -**	**$ -**	**$ -**	**$ -**	**$ -**	**$ -**

Capital Improvement Program
Project Sheet

Project Type:	Signals		
Project Name:	Signal Upgrades - City Wide Flashing Yellow Arrows (5-year Plan)	**Project Code:**	G94
Project Manager:	Engineering		
Location Description:	Various locations		

PROJECT MAP:

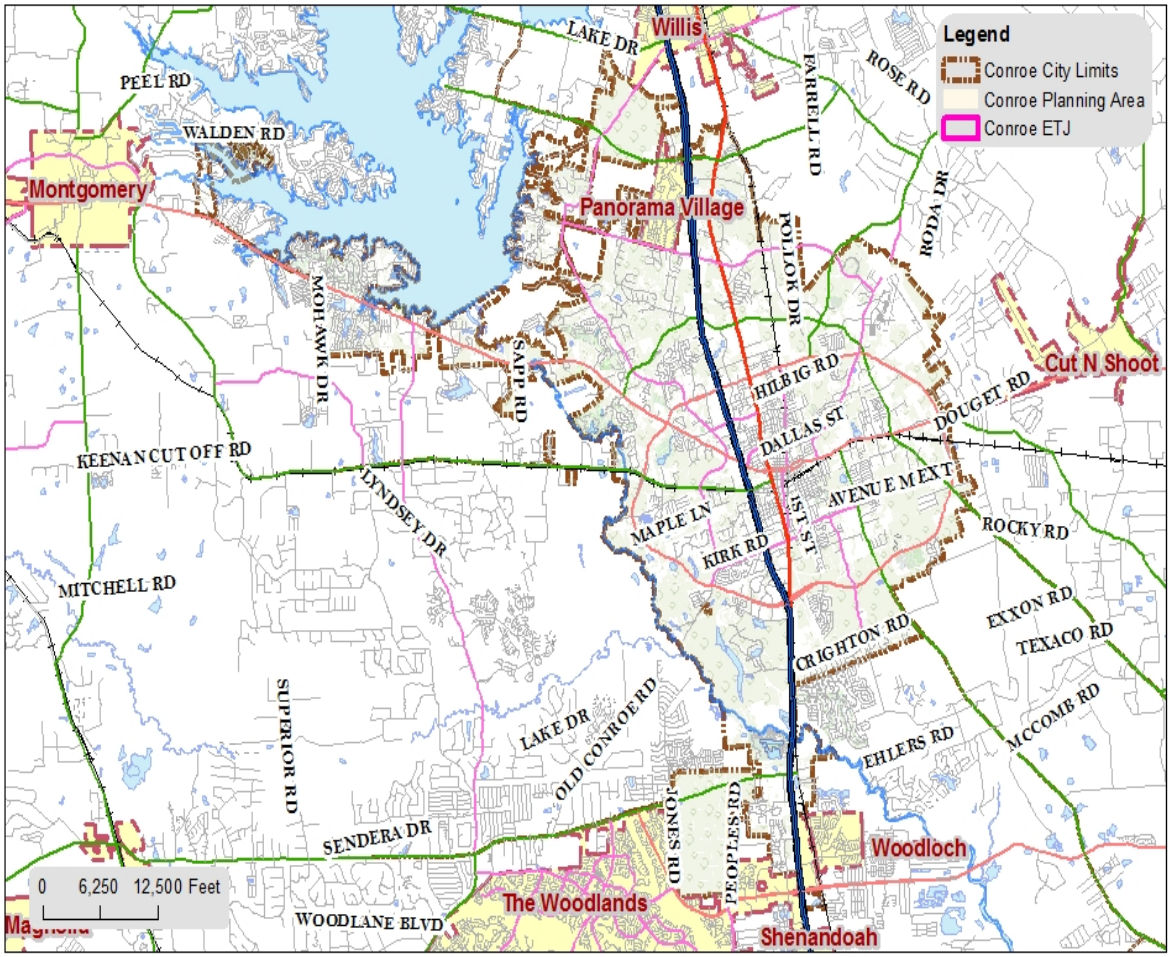

P-TBD

LOCATION TO BE DETERMINED

City of Conroe, Texas
www.CityofConroe.org

ADDITIONAL PROJECT DETAILS:

Capital Improvement Program
Project Sheet

Project Type: Signals

Project Name: Signal System Upgrades - City Wide Radars (5-year Plan)

Project Code: G95

Project Manager: Engineering

Location Description: Various locations

Summary: Install updated radars per TxDOT Standards at various locations within the City limits.

Project Start Date: October 2018

Project End Date: September 2023

REVENUE SOURCE	Prior Budgets	2018-2019	2019-2020	2020-2021	2021-2022	2022-2023	2023-2028	TOTAL COST
General Obligation Bonds	$ -	$ -	$ -	$ -	$ -	$ -	$ -	**$ -**
Certificates of Obligation	-	275,000	283,000	291,000	300,000	309,000	-	**1,458,000**
Revenue Bonds	-	-	-	-	-	-	-	**-**
Interest Income	-	-	-	-	-	-	-	**-**
Intergovernmental	-	-	-	-	-	-	-	**-**
Transfers In	-	-	-	-	-	-	-	**-**
Other Sources*	-	-	-	-	-	-	-	**-**
TOTAL REVENUE	**$ -**	**$ 275,000**	**$ 283,000**	**$ 291,000**	**$ 300,000**	**$ 309,000**	**$ -**	**$ 1,458,000**

* Other Sources		
		$ -
		$ -
		$ -

COST BREAKDOWN

KEY COST DESCRIPTIONS	Prior Budgets	2018-2019	2019-2020	2020-2021	2021-2022	2022-2023	2023-2028	TOTAL COST
1111-Land Acquisition	$ -	$ -	$ -	$ -	$ -	$ -	$ -	**$ -**
1112-Planning Design (Outside)	-	25,000	-	-	-	-	-	**25,000**
1113-Testing/Inspection	-	-	-	-	-	-	-	**-**
1114-Construction (Outside)	-	250,000	283,000	291,000	300,000	309,000	-	**1,433,000**
1116-Materials	-	-	-	-	-	-	-	**-**
1117-Machinery/Equipment	-	-	-	-	-	-	-	**-**
1118-Miscellaneous	-	-	-	-	-	-	-	**-**
TOTAL COST	**$ -**	**$ 275,000**	**$ 283,000**	**$ 291,000**	**$ 300,000**	**$ 309,000**	**$ -**	**$ 1,458,000**

Note: Inflation has been added to projected costs in future years.

PROJECTED ANNUAL OPERATING IMPACT	2018-2019	2019-2020	2020-2021	2021-2022	2022-2023	2023-2028	TOTAL COST
Revenues	$ -	$ -	$ -	$ -	$ -	$ -	**$ -**
Charges for Service	-	-	-	-	-	-	**-**
Other Revenues	-	-	-	-	-	-	**-**
Subtotal-Revenues	$ -	$ -	$ -	$ -	$ -	$ -	**$ -**
Expenses							
Personnel Service	$ -	$ -	$ -	$ -	$ -	$ -	**$ -**
Supplies	-	-	-	-	-	-	**-**
Contractual Services	-	-	-	-	-	-	**-**
Capital Outlay	-	-	-	-	-	-	**-**
NET TOTAL COST	**$ -**	**$ -**	**$ -**	**$ -**	**$ -**	**$ -**	**$ -**

Capital Improvement Program
Project Sheet

Project Type:	Signals		
Project Name:	Signal System Upgrades - City Wide Radars (5-year Plan)	**Project Code:**	G95
Project Manager:	Engineering		
Location Description:	Various locations		

PROJECT MAP:

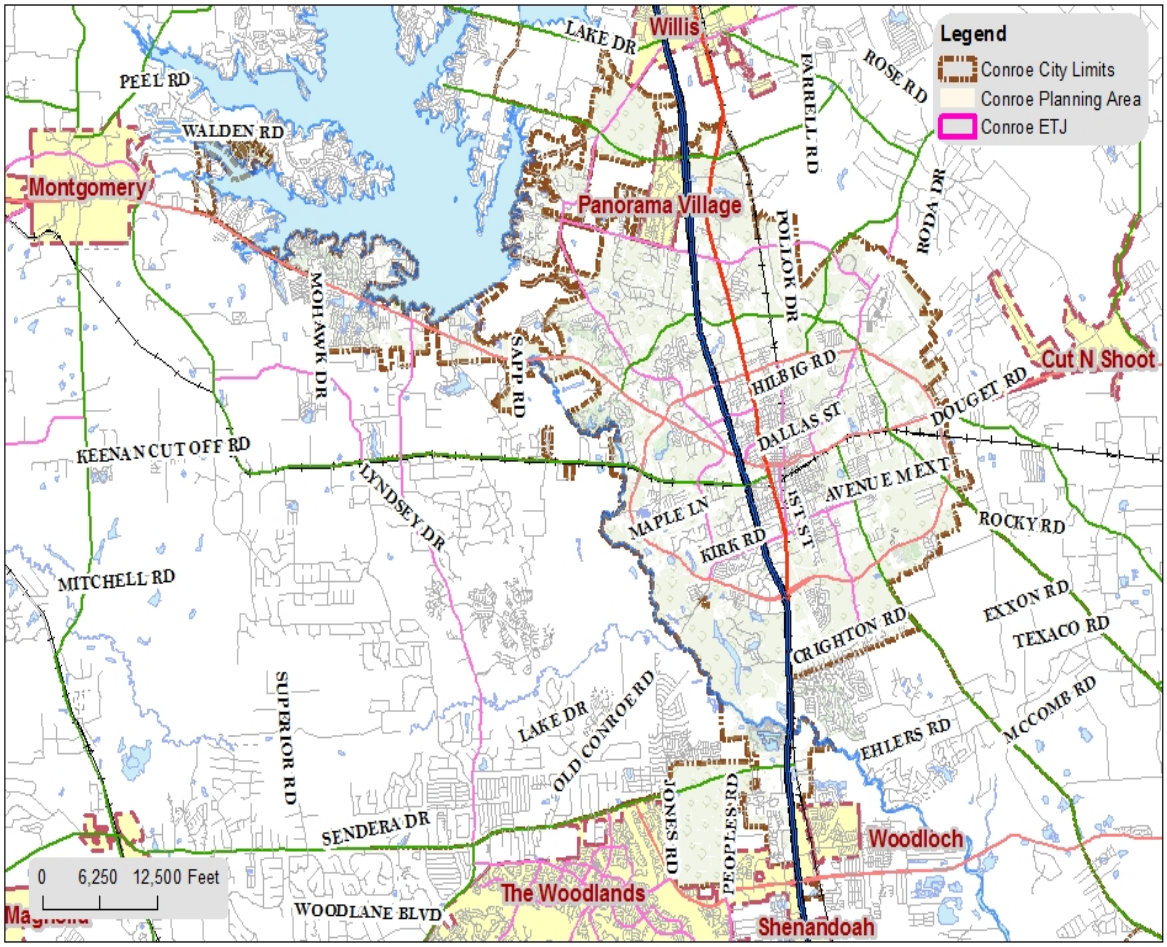

P-TBD

LOCATION TO BE DETERMINED

City of Conroe, Texas
www.CityofConroe.org

ADDITIONAL PROJECT DETAILS:

Capital Improvement Program
Project Sheet

Project Type: Signals

Project Name: Signal - Bois D'Arc Bend at Walden Road (Montogmery County)

Project Code: G96

Project Manager: Engineering

Location Description: Intersection of Bois D'Arc Bend and Walden Road

Summary: Install Highway Traffic Signal (mast arms) to TxDOT standards. Montgomery County participation 50% of design and construction cost.

Project Start Date: October 2018

Project End Date: September 2019

REVENUE SOURCE	Prior Budgets	2018-2019	2019-2020	2020-2021	2021-2022	2022-2023	2023-2028	TOTAL COST
General Obligation Bonds	$ -	$ -	$ -	$ -	$ -	$ -	$ -	**$ -**
Certificates of Obligation	-	163,000	-	-	-	-	-	**163,000**
Revenue Bonds	-	-	-	-	-	-	-	**-**
Interest Income	-	-	-	-	-	-	-	**-**
Intergovernmental	-	163,000	-	-	-	-	-	**163,000**
Transfers In	-	-	-	-	-	-	-	**-**
Other Sources*	-	-	-	-	-	-	-	**-**
TOTAL REVENUE	**$ -**	**$ 326,000**	**$ -**	**$ -**	**$ -**	**$ -**	**$ -**	**$ 326,000**

*** Other Sources**	Montgomery County	$ 163,000
		$ -
		$ 163,000

COST BREAKDOWN

KEY COST DESCRIPTIONS	Prior Budgets	2018-2019	2019-2020	2020-2021	2021-2022	2022-2023	2023-2028	TOTAL COST
1111-Land Acquisition	$ -	$ -	$ -	$ -	$ -	$ -	$ -	**$ -**
1112-Planning Design (Outside)	-	26,000	-	-	-	-	-	**26,000**
1113-Testing/Inspection	-	-	-	-	-	-	-	**-**
1114-Construction (Outside)	-	300,000	-	-	-	-	-	**300,000**
1116-Materials	-	-	-	-	-	-	-	**-**
1117-Machinery/Equipment	-	-	-	-	-	-	-	**-**
1118-Miscellaneous	-	-	-	-	-	-	-	**-**
TOTAL COST	**$ -**	**$ 326,000**	**$ -**	**$ -**	**$ -**	**$ -**	**$ -**	**$ 326,000**

Note: Inflation has been added to projected costs in future years.

PROJECTED ANNUAL OPERATING IMPACT	2018-2019	2019-2020	2020-2021	2021-2022	2022-2023	2023-2028	TOTAL COST
Revenues	$ -	$ -	$ -	$ -	$ -	$ -	**$ -**
Charges for Service	-	-	-	-	-	-	**-**
Other Revenues	-	-	-	-	-	-	**-**
Subtotal-Revenues	$ -	$ -	$ -	$ -	$ -	$ -	**$ -**
Expenses							
Personnel Service	$ -	$ -	$ -	$ -	$ -	$ -	**$ -**
Supplies	-	-	-	-	-	-	**-**
Contractual Services	-	-	-	-	-	-	**-**
Capital Outlay	-	-	-	-	-	-	**-**
NET TOTAL COST	**$ -**	**$ -**	**$ -**	**$ -**	**$ -**	**$ -**	**$ -**

Capital Improvement Program
Project Sheet

Project Type:	Signals		
Project Name:	Signal - Bois D'Arc Bend at Walden Road (Montogmery County)	**Project Code:**	G96
Project Manager:	Engineering		
Location Description:	Intersection of Bois D'Arc Bend and Walden Road		

PROJECT MAP:

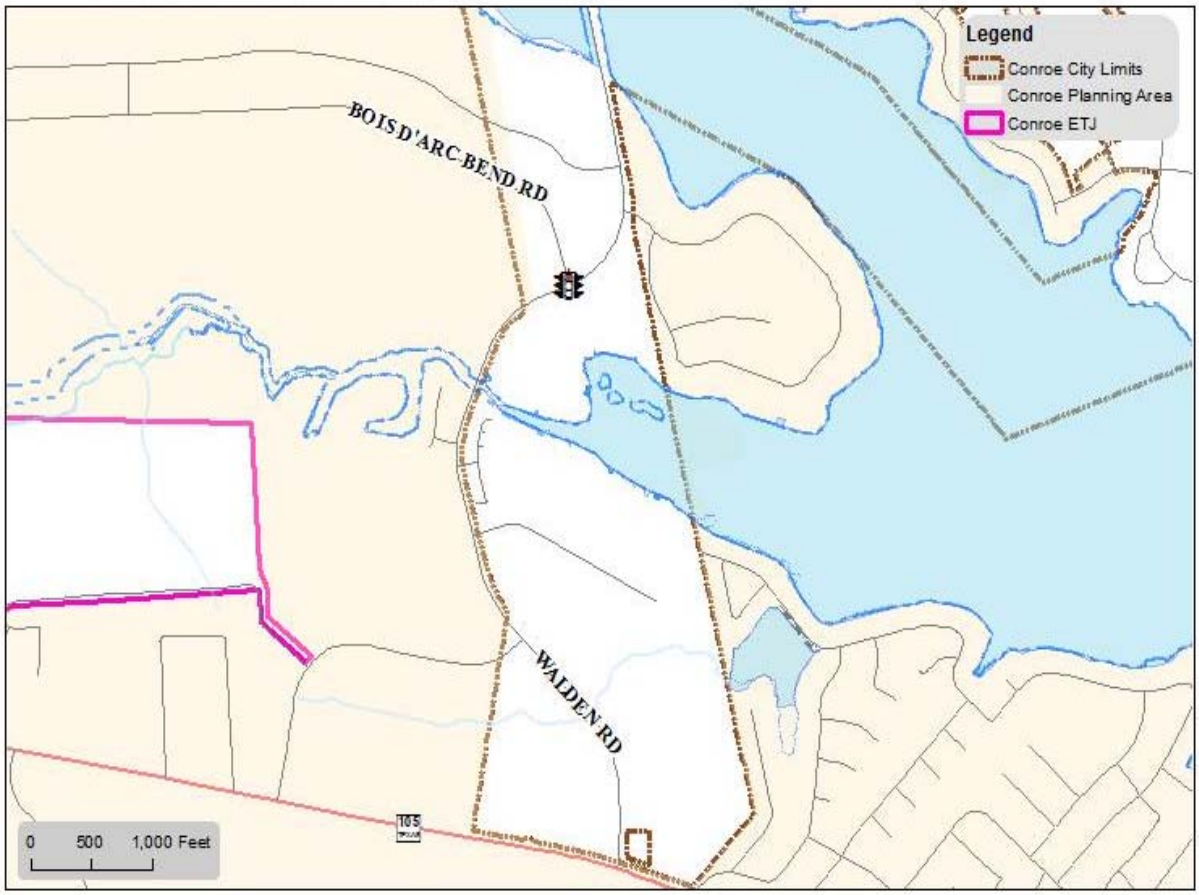

N

P-TBD SIGNAL
WALDEN RD AT BOIS D'ARC BEND

CITY OF CONROE

ADDITIONAL PROJECT DETAILS:

Capital Improvement Program
Project Sheet

Project Type: Signals

Project Name: Signal - Sgt. Ed Holcomb at Camelot **Project Code:** G97

Project Manager: Engineering

Location Description: Intersection of Sgt. Ed Holcomb at Camelot Street

Summary: Install Highway Traffic Signal (mast arms) to TxDOT standards.

Project Start Date: October 2018

Project End Date: September 2019

REVENUE SOURCE	Prior Budgets	2018-2019	2019-2020	2020-2021	2021-2022	2022-2023	2023-2028	TOTAL COST
General Obligation Bonds	$ -	$ -	$ -	$ -	$ -	$ -	$ -	$ -
Certificates of Obligation	-	350,000	-	-	-	-	-	350,000
Revenue Bonds	-	-	-	-	-	-	-	-
Interest Income	-	-	-	-	-	-	-	-
Intergovernmental	-	-	-	-	-	-	-	-
Transfers In	-	-	-	-	-	-	-	-
Other Sources*	-	-	-	-	-	-	-	-
TOTAL REVENUE	**$ -**	**$ 350,000**	**$ -**	**$ -**	**$ -**	**$ -**	**$ -**	**$ 350,000**

* Other Sources		
		$ -
		$ -
		$ -

COST BREAKDOWN

KEY COST DESCRIPTIONS	Prior Budgets	2018-2019	2019-2020	2020-2021	2021-2022	2022-2023	2023-2028	TOTAL COST
1111-Land Acquisition	$ -	$ -	$ -	$ -	$ -	$ -	$ -	$ -
1112-Planning Design (Outside)	-	27,000	-	-	-	-	-	27,000
1113-Testing/Inspection	-	-	-	-	-	-	-	-
1114-Construction (Outside)	-	323,000	-	-	-	-	-	323,000
1116-Materials	-	-	-	-	-	-	-	-
1117-Machinery/Equipment	-	-	-	-	-	-	-	-
1118-Miscellaneous	-	-	-	-	-	-	-	-
TOTAL COST	**$ -**	**$ 350,000**	**$ -**	**$ -**	**$ -**	**$ -**	**$ -**	**$ 350,000**

Note: Inflation has been added to projected costs in future years.

PROJECTED ANNUAL OPERATING IMPACT	2018-2019	2019-2020	2020-2021	2021-2022	2022-2023	2023-2028	TOTAL COST
Revenues	$ -	$ -	$ -	$ -	$ -	$ -	$ -
Charges for Service	-	-	-	-	-	-	-
Other Revenues	-	-	-	-	-	-	-
Subtotal-Revenues	$ -	$ -	$ -	$ -	$ -	$ -	$ -
Expenses							
Personnel Service	$ -	$ -	$ -	$ -	$ -	$ -	$ -
Supplies	-	-	-	-	-	-	-
Contractual Services	-	-	-	-	-	-	-
Capital Outlay	-	-	-	-	-	-	-
NET TOTAL COST	$ -	$ -	$ -	$ -	$ -	$ -	$ -

Capital Improvement Program
Project Sheet

Project Type: Signals

Project Name: Signal - Sgt. Ed Holcomb at Camelot

Project Code: G97

Project Manager: Engineering

Location Description: Intersection of Sgt. Ed Holcomb at Camelot Street

PROJECT MAP:

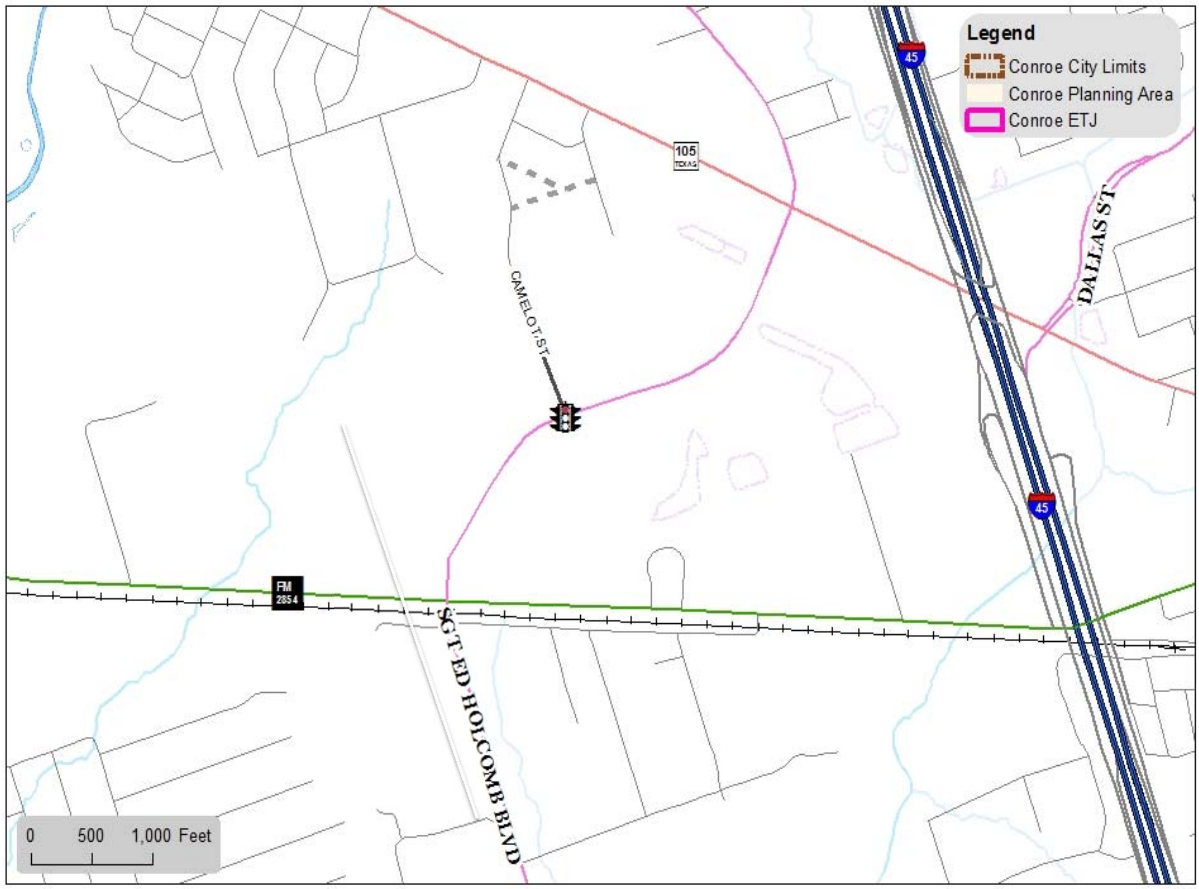

N

SGT. ED HOLCOMB AT CAMELOT ST

CITY OF CONROE

ADDITIONAL PROJECT DETAILS:

Capital Improvement Program
Project Sheet

Project Type: Signals

Project Name: Signal - Longmire Road at Wedgewood Blvd. **Project Code:** TBD

Project Manager: Engineering

Location Description: Longmire Road at Wedgewood Blvd.

Summary: Install Highway Traffic Signal (mast arms) to TxDOT standards.

Project Start Date: October 2019

Project End Date: September 2020

REVENUE SOURCE	Prior Budgets	2018-2019	2019-2020	2020-2021	2021-2022	2022-2023	2023-2028	TOTAL COST
General Obligation Bonds	$ -	$ -	$ -	$ -	$ -	$ -	$ -	$ -
Certificates of Obligation	-	-	377,000	-	-	-	-	377,000
Revenue Bonds	-	-	-	-	-	-	-	-
Interest Income	-	-	-	-	-	-	-	-
Intergovernmental	-	-	-	-	-	-	-	-
Transfers In	-	-	-	-	-	-	-	-
Other Sources*	-	-	-	-	-	-	-	-
TOTAL REVENUE	**$ -**	**$ -**	**$ 377,000**	**$ -**	**$ -**	**$ -**	**$ -**	**$ 377,000**

* Other Sources		
		$ -
		$ -
		$ -

COST BREAKDOWN

KEY COST DESCRIPTIONS	Prior Budgets	2018-2019	2019-2020	2020-2021	2021-2022	2022-2023	2023-2028	TOTAL COST
1111-Land Acquisition	$ -	$ -	$ -	$ -	$ -	$ -	$ -	$ -
1112-Planning Design (Outside)	-	-	32,000	-	-	-	-	32,000
1113-Testing/Inspection	-	-	-	-	-	-	-	-
1114-Construction (Outside)	-	-	345,000	-	-	-	-	345,000
1116-Materials	-	-	-	-	-	-	-	-
1117-Machinery/Equipment	-	-	-	-	-	-	-	-
1118-Miscellaneous	-	-	-	-	-	-	-	-
TOTAL COST	**$ -**	**$ -**	**$ 377,000**	**$ -**	**$ -**	**$ -**	**$ -**	**$ 377,000**

Note: Inflation has been added to projected costs in future years.

PROJECTED ANNUAL OPERATING IMPACT	2018-2019	2019-2020	2020-2021	2021-2022	2022-2023	2023-2028	TOTAL COST
Revenues	$ -	$ -	$ -	$ -	$ -	$ -	$ -
Charges for Service	-	-	-	-	-	-	-
Other Revenues	-	-	-	-	-	-	-
Subtotal-Revenues	$ -	$ -	$ -	$ -	$ -	$ -	$ -
Expenses							
Personnel Service	$ -	$ -	$ -	$ -	$ -	$ -	$ -
Supplies	-	-	-	-	-	-	-
Contractual Services	-	-	-	-	-	-	-
Capital Outlay	-	-	-	-	-	-	-
NET TOTAL COST	**$ -**	**$ -**	**$ -**	**$ -**	**$ -**	**$ -**	**$ -**

Capital Improvement Program
Project Sheet

Project Type:	Signals		
Project Name:	Signal - Longmire Road at Wedgewood Blvd.	**Project Code:**	TBD
Project Manager:	Engineering		
Location Description:	Longmire Road at Wedgewood Blvd.		

PROJECT MAP:

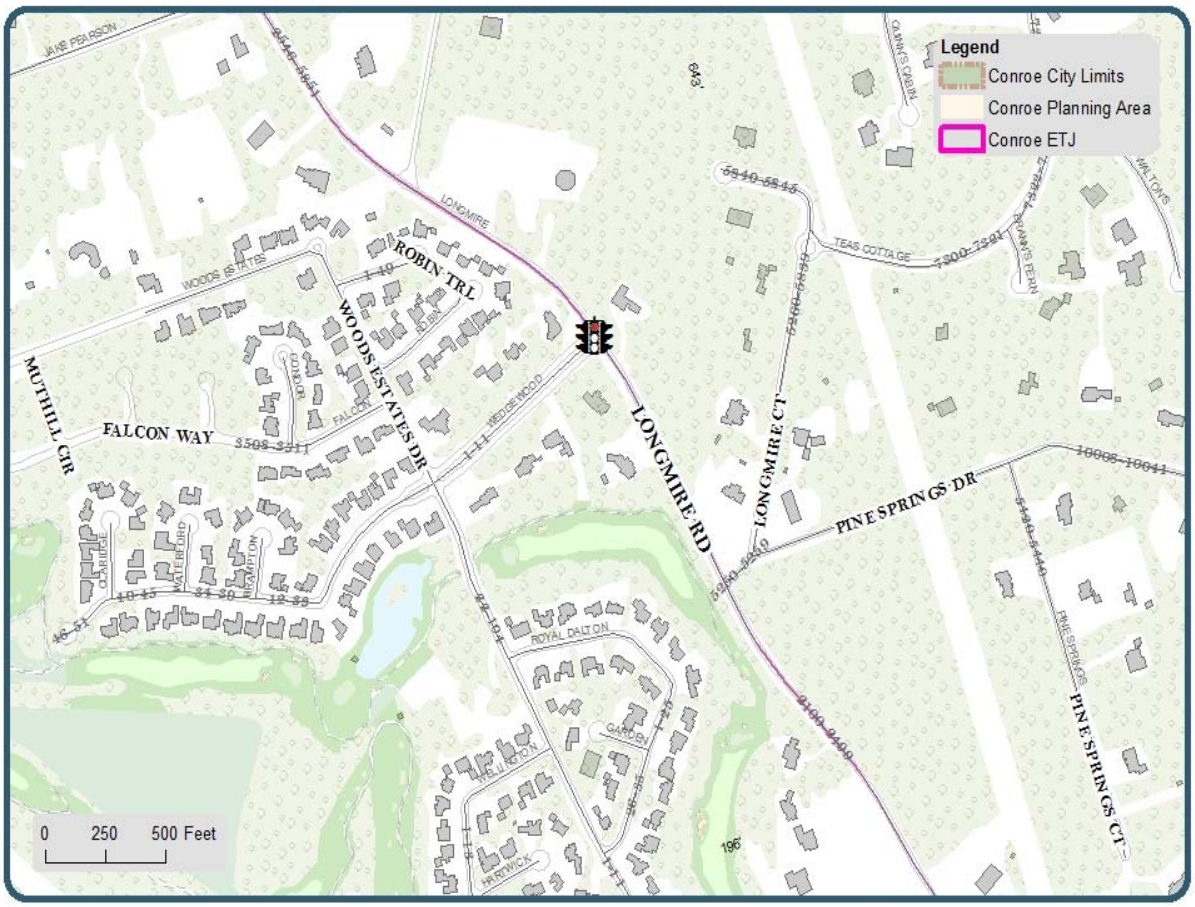

P-TBD SIGNALS
LONGMIRE AT WEDGEWOOD BLVD

City of Conroe, Texas
www.CityofConroe.org

ADDITIONAL PROJECT DETAILS:

CITY OF CONROE

(This page intentionally left blank.)

FACILITIES IMPROVEMENTS

Capital Improvement Program
Project Sheet

Project Type: Facilities

Project Name: Sign Maintenance and Operations Building **Project Code:** G37

Project Manager: Public Works

Location Description: 401 Sgt Ed Holcomb Blvd South

Summary: This project will provide a new building for the sign maintenance and manufacturing for the City. Currently, we have no space to make the signs and we need a large clean environment to produce signage for the City and to provide emblems for the fleet.

Project Start Date: October 2017

Project End Date: September 2019

REVENUE SOURCE	Prior Budgets	2018-2019	2019-2020	2020-2021	2021-2022	2022-2023	2023-2028	TOTAL COST
General Obligation Bonds	$ -	$ -	$ -	$ -	$ -	$ -	$ -	**$ -**
Certificates of Obligation	770,000	26,000	-	-	-	-	-	**796,000**
Revenue Bonds	-	-	-	-	-	-	-	**-**
Interest Income	-	-	-	-	-	-	-	**-**
Intergovernmental	-	-	-	-	-	-	-	**-**
Transfers In	-	-	-	-	-	-	-	**-**
Other Sources*	-	-	-	-	-	-	-	**-**
TOTAL REVENUE	**$ 770,000**	**$ 26,000**	**$ -**	**$ -**	**$ -**	**$ -**	**$ -**	**$ 796,000**

*** Other Sources**	2017-A COs (4211)	$ 770,000
		$ -
		$ 770,000

COST BREAKDOWN

KEY COST DESCRIPTIONS	Prior Budgets	2018-2019	2019-2020	2020-2021	2021-2022	2022-2023	2023-2028	TOTAL COST
1111-Land Acquisition	$ -	$ -	$ -	$ -	$ -	$ -	$ -	**$ -**
1112-Planning Design (Outside)	-	-	-	-	-	-	-	**-**
1113-Testing/Inspection	-	-	-	-	-	-	-	**-**
1114-Construction (Outside)	770,000	26,000	-	-	-	-	-	**796,000**
1116-Materials	-	-	-	-	-	-	-	**-**
1117-Machinery/Equipment	-	-	-	-	-	-	-	**-**
1118-Miscellaneous	-	-	-	-	-	-	-	**-**
TOTAL COST	**$ 770,000**	**$ 26,000**	**$ -**	**$ -**	**$ -**	**$ -**	**$ -**	**$ 796,000**

Note: Inflation has been added to projected costs in future years.

PROJECTED ANNUAL OPERATING IMPACT	2018-2019	2019-2020	2020-2021	2021-2022	2022-2023	2023-2028	TOTAL COST
Revenues	$ -	$ -	$ -	$ -	$ -	$ -	**$ -**
Charges for Service	-	-	-	-	-	-	**-**
Other Revenues	-	-	-	-	-	-	**-**
Subtotal-Revenues	$ -	$ -	$ -	$ -	$ -	$ -	**$ -**
Expenses							
Personnel Service	$ -	$ -	$ -	$ -	$ -	$ -	**$ -**
Supplies	5,000	5,000	5,000	5,000	5,000	25,000	**50,000**
Contractual Services	5,000	6,000	7,000	8,000	9,000	50,000	**85,000**
Capital Outlay	-	-	-	-	-	-	**-**
NET TOTAL COST	**$ (10,000)**	**$ (11,000)**	**$ (12,000)**	**$ (13,000)**	**$ (14,000)**	**$ (75,000)**	**$ (135,000)**

Capital Improvement Program
Project Sheet

Project Type:	Facilities		
Project Name:	Sign Maintenance and Operations Building	**Project Code:**	G37
Project Manager:	Public Works		
Location Description:	401 Sgt Ed Holcomb Blvd South		

PROJECT MAP:

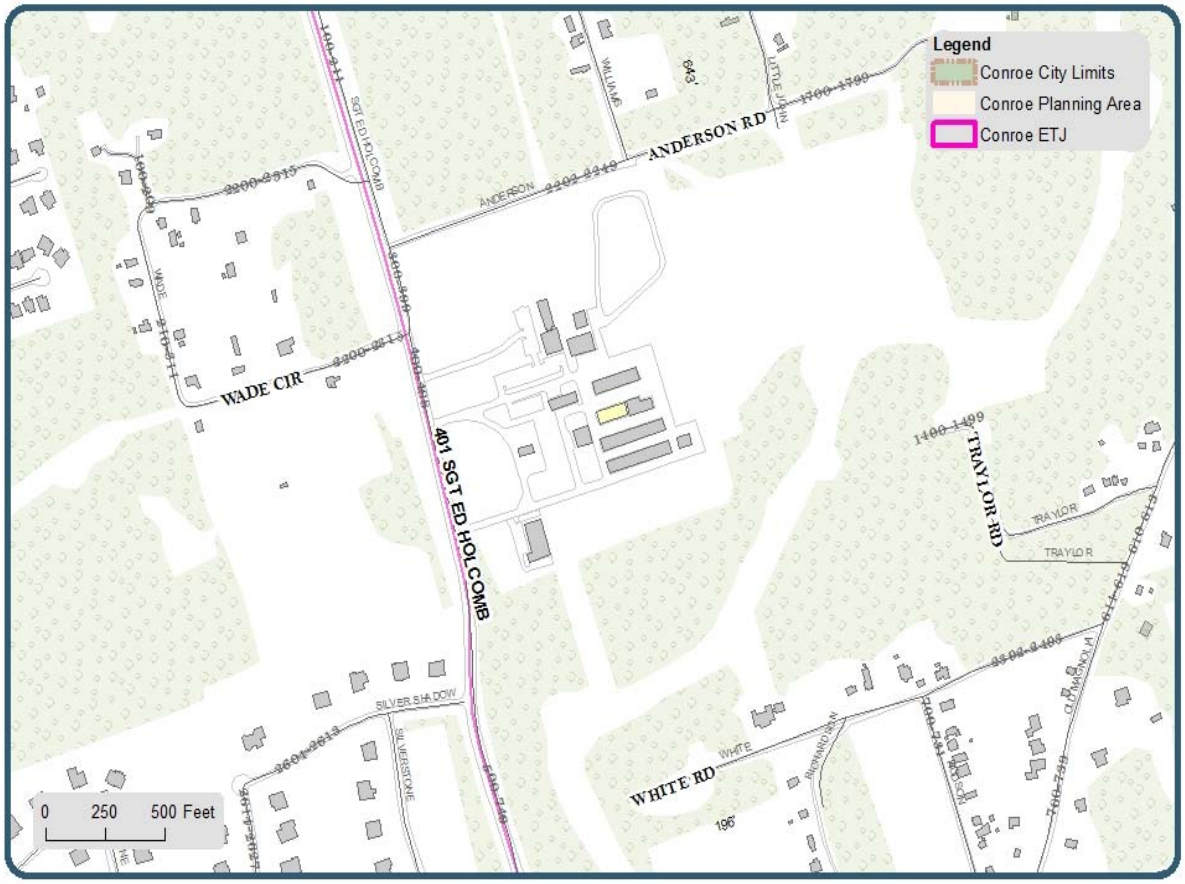

SIGN MAINTENANCE AND OPERATIONS BUILDING
401 SGT ED HOLCOMB BLVD

CITY OF CONROE, TEXAS
WWW.CITYOFCONROE.ORG

ADDITIONAL PROJECT DETAILS:

Capital Improvement Program
Project Sheet

Project Type: Facilities

Project Name: Conroe Police Department Training and Classroom Building.

Project Code: TBD

Project Manager: Jeff Christy

Location Description: Existing Gun Range

Summary: Classroom building

Project Start Date: October 2018

Project End Date: September 2020

REVENUE SOURCE	Prior Budgets	2018-2019	2019-2020	2020-2021	2021-2022	2022-2023	2023-2028	TOTAL COST
General Obligation Bonds	$ -	$ -	$ -	$ -	$ -	$ -	$ -	**$ -**
Certificates of Obligation	-	-	1,700,000	-	-	-	-	**1,700,000**
Revenue Bonds	-	-	-	-	-	-	-	**-**
Interest Income	-	-	-	-	-	-	-	**-**
Intergovernmental	-	-	-	-	-	-	-	**-**
Transfers In	-	-	-	-	-	-	-	**-**
Other Sources*	-	600,000	600,000	-	-	-	-	**1,200,000**
TOTAL REVENUE	**$ -**	**$ 600,000**	**$ 2,300,000**	**$ -**	**$ -**	**$ -**	**$ -**	**$ 2,900,000**

*** Other Sources**	Insurance proceeds from Hurricane Harvey building damages	$ 1,200,000
		$ -
		$ 1,200,000

COST BREAKDOWN

KEY COST DESCRIPTIONS	Prior Budgets	2018-2019	2019-2020	2020-2021	2021-2022	2022-2023	2023-2028	TOTAL COST
1111-Land Acquisition	$ -	$ -	$ -	$ -	$ -	$ -	$ -	**$ -**
1112-Planning Design (Outside)	-	600,000	-	-	-	-	-	**600,000**
1113-Testing/Inspection	-	-	-	-	-	-	-	**-**
1114-Construction (Outside)	-	-	2,000,000	-	-	-	-	**2,000,000**
1116-Materials	-	-	-	-	-	-	-	**-**
1117-Machinery/Equipment	-	-	300,000	-	-	-	-	**300,000**
1118-Miscellaneous	-	-	-	-	-	-	-	**-**
TOTAL COST	**$ -**	**$ 600,000**	**$ 2,300,000**	**$ -**	**$ -**	**$ -**	**$ -**	**$ 2,900,000**

Note: Inflation has been added to projected costs in future years.

PROJECTED ANNUAL OPERATING IMPACT	2018-2019	2019-2020	2020-2021	2021-2022	2022-2023	2023-2028	TOTAL COST
Revenues	$ -	$ -	$ -	$ -	$ -	$ -	**$ -**
Charges for Service	-	-	-	-	-	-	**-**
Other Revenues	-	-	-	-	-	-	**-**
Subtotal-Revenues	$ -	$ -	$ -	$ -	$ -	$ -	**$ -**
Expenses							
Personnel Service	$ -	$ -	$ -	$ -	$ -	$ -	**$ -**
Supplies	-	-	-	-	-	-	**-**
Contractual Services	-	-	-	-	-	-	**-**
Capital Outlay	-	-	-	-	-	-	**-**
NET TOTAL COST	**$ -**	**$ -**	**$ -**	**$ -**	**$ -**	**$ -**	**$ -**

Capital Improvement Program
Project Sheet

Project Type:	Facilities		
Project Name:	Conroe Police Department Training and Classroom Building.	**Project Code:**	TBD
Project Manager:	Jeff Christy		
Location Description:	Existing Gun Range		

PROJECT MAP:

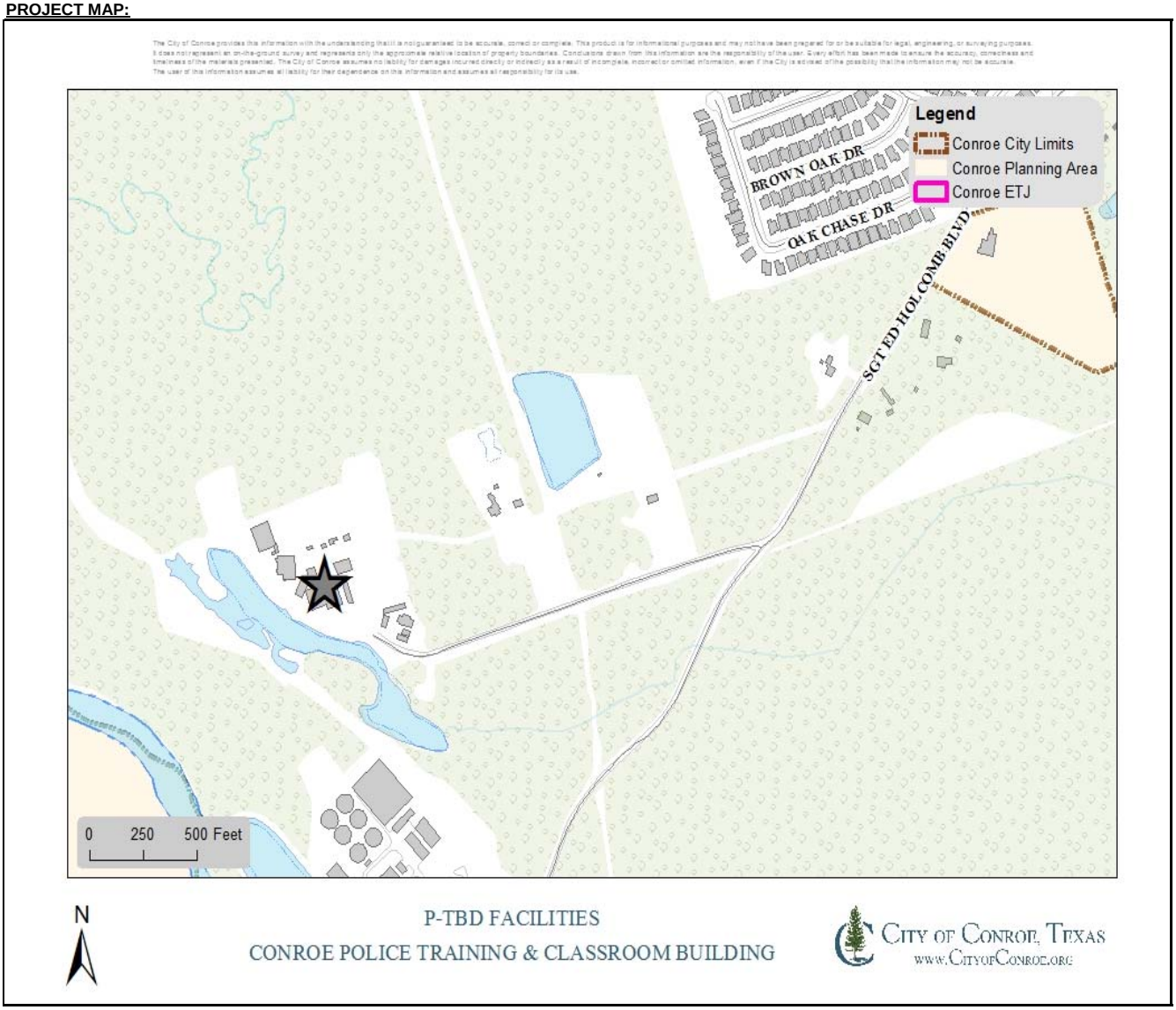

ADDITIONAL PROJECT DETAILS:

Capital Improvement Program
Project Sheet

Project Type: Facilities

Project Name: Fleet Services Facilities **Project Code:** TBD

Project Manager: Fleet Services/Erik Metzger

Location Description: 401 Sgt. Ed Holcomb BLVD Public Works Pipe Yard

Summary: Design and construct a new Fleet Services Maintenance Facility that will improve efficiency by having the proper size and location to perform day to day operations. This will affect multiple departments to solve the growth issues in other areas besides Fleet Services. Fleet Services vacated building and parking areas will now be used for two/three other departments. As a result of this effort only one building would have to be constructed instead of multiple structures. (estimated 26,250 sq feet)

Project Start Date: October 2018

Project End Date: September 2019

REVENUE SOURCE	Prior Budgets	2018-2019	2019-2020	2020-2021	2021-2022	2022-2023	2023-2028	TOTAL COST
General Obligation Bonds	$ -	$ -	$ -	$ -	$ -	$ -	$ -	$ -
Certificates of Obligation	-	2,950,000	-	-	-	-	-	2,950,000
Revenue Bonds	-	-	-	-	-	-	-	-
Interest Income	-	-	-	-	-	-	-	-
Intergovernmental	-	-	-	-	-	-	-	-
Transfers In	-	-	-	-	-	-	-	-
Other Sources*	-	-	-	-	-	-	-	-
TOTAL REVENUE	**$ -**	**$ 2,950,000**	**$ -**	**$ -**	**$ -**	**$ -**	**$ -**	**$ 2,950,000**

* Other Sources		
		$ -
		$ -
		$ -

COST BREAKDOWN

KEY COST DESCRIPTIONS	Prior Budgets	2018-2019	2019-2020	2020-2021	2021-2022	2022-2023	2023-2028	TOTAL COST
1111-Land Acquisition	$ -	$ -	$ -	$ -	$ -	$ -	$ -	$ -
1112-Planning Design (Outside)	-	350,000	-	-	-	-	-	350,000
1113-Testing/Inspection	-	-	-	-	-	-	-	-
1114-Construction (Outside)	-	2,600,000	-	-	-	-	-	2,600,000
1116-Materials	-	-	-	-	-	-	-	-
1117-Machinery/Equipment	-	-	-	-	-	-	-	-
1118-Miscellaneous	-	-	-	-	-	-	-	-
TOTAL COST	**$ -**	**$ 2,950,000**	**$ -**	**$ -**	**$ -**	**$ -**	**$ -**	**$ 2,950,000**

Note: Inflation has been added to projected costs in future years.

PROJECTED ANNUAL OPERATING IMPACT	2018-2019	2019-2020	2020-2021	2021-2022	2022-2023	2023-2028	TOTAL COST
Revenues	$ -	$ -	$ -	$ -	$ -	$ -	$ -
Charges for Service	-	-	-	-	-	-	-
Other Revenues	-	-	-	-	-	-	-
Subtotal-Revenues	$ -	$ -	$ -	$ -	$ -	$ -	$ -
Expenses							
Personnel Service	$ -	$ -	$ -	$ -	$ -	$ -	$ -
Supplies	-	-	-	-	-	-	-
Contractual Services	-	-	-	-	-	-	-
Capital Outlay	-	-	-	-	-	-	-
NET TOTAL COST	**$ -**	**$ -**	**$ -**	**$ -**	**$ -**	**$ -**	**$ -**

Capital Improvement Program
Project Sheet

Project Type:	Facilities		
Project Name:	Fleet Services Facilities	**Project Code:**	TBD
Project Manager:	Fleet Services/Erik Metzger		
Location Description:	401 Sgt. Ed Holcomb BLVD Public Works Pipe Yard		

PROJECT MAP:

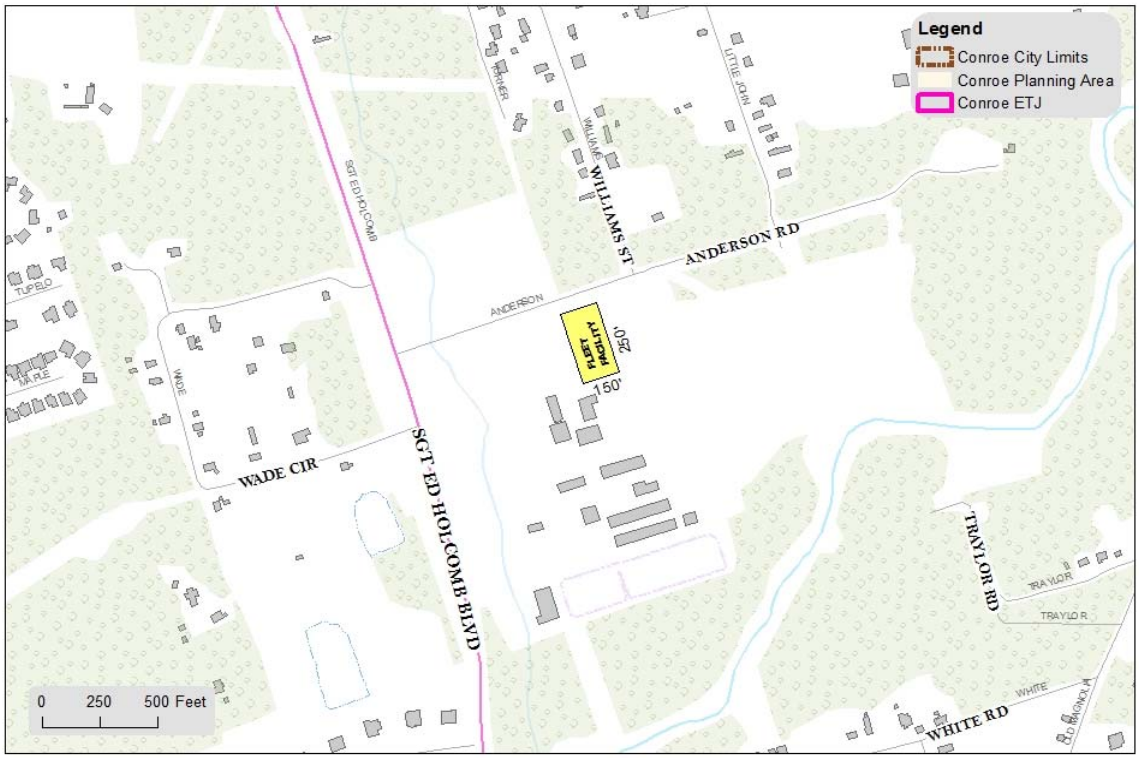

P-TBD
FLEET FACILITY

ADDITIONAL PROJECT DETAILS:

City of Conroe

(This page intentionally left blank.)

PARKS IMPROVEMENTS

Capital Improvement Program
Project Sheet

Project Type: Parks

Project Name: Aquatic Center Improvements (CIDC)

Project Code: G33

Project Manager: TBD

Location Description: Candy Cane Park

Summary: Over the last couple of years staff have monitored the shifting of the water park. The shifting is beginning to affect water circulation, thus the safety of users. After an evaluation by multiple consultants, staff recommend removing the existing water park features and replace at the current location, but in a different configuration to minimize the impact of the Conroe Fault. Funds were budgeted for design and construction of the project in fiscal year 2017 - 2018, but due to the length of time to analyze current conditions and receive consultant recommendations, funds were only used for testing, design and engineering.

Project Start Date: Fall 2018

Project End Date: Spring 2019

REVENUE SOURCE	Prior Budgets	2018-2019	2019-2020	2020-2021	2021-2022	2022-2023	2023-2028	TOTAL COST
General Obligation Bonds	$ -	$ -	$ -	$ -	$ -	$ -	$ -	$ -
Certificates of Obligation	-	-	-	-	-	-	-	-
Revenue Bonds	-	-	-	-	-	-	-	-
Interest Income	-	-	-	-	-	-	-	-
Intergovernmental	-	-	-	-	-	-	-	-
Transfers In	-	3,500,000	-	-	-	-	-	3,500,000
Other Sources*	-	-	-	-	-	-	-	-
TOTAL REVENUE	**$ -**	**$ 3,500,000**	**$ -**	**$ -**	**$ -**	**$ -**	**$ -**	**$ 3,500,000**

*** Other Sources**	CIDC General Fund	$ 3,500,000
		$ -
		$ 3,500,000

COST BREAKDOWN

KEY COST DESCRIPTIONS	Prior Budgets	2018-2019	2019-2020	2020-2021	2021-2022	2022-2023	2023-2028	TOTAL COST
1111-Land Acquisition	$ -	$ -	$ -	$ -	$ -	$ -	$ -	$ -
1112-Planning Design (Outside)	-	-	-	-	-	-	-	-
1113-Testing/Inspection	-	-	-	-	-	-	-	-
1114-Construction (Outside)	-	3,500,000	-	-	-	-	-	3,500,000
1116-Materials	-	-	-	-	-	-	-	-
1117-Machinery/Equipment	-	-	-	-	-	-	-	-
1118-Miscellaneous	-	-	-	-	-	-	-	-
TOTAL COST	**$ -**	**$ 3,500,000**	**$ -**	**$ -**	**$ -**	**$ -**	**$ -**	**$ 3,500,000**

Note: Inflation has been added to projected costs in future years.

PROJECTED ANNUAL OPERATING IMPACT	2018-2019	2019-2020	2020-2021	2021-2022	2022-2023	2023-2028	TOTAL COST
Revenues	$ -	$ -	$ -	$ -	$ -	$ -	$ -
Charges for Service	-	-	-	-	-	-	-
Other Revenues	-	-	-	-	-	-	-
Subtotal-Revenues	$ -	$ -	$ -	$ -	$ -	$ -	$ -
Expenses							
Personnel Service	$ -	$ -	$ -	$ -	$ -	$ -	$ -
Supplies	-	-	-	-	-	-	-
Contractual Services	-	-	-	-	-	-	-
Capital Outlay	-	-	-	-	-	-	-
NET TOTAL COST	**$ -**	**$ -**	**$ -**	**$ -**	**$ -**	**$ -**	**$ -**

Capital Improvement Program
Project Sheet

Project Type: Parks

Project Name: Aquatic Center Improvements (CIDC)

Project Code: G33

Project Manager: TBD

Location Description: Candy Cane Park

PROJECT MAP:

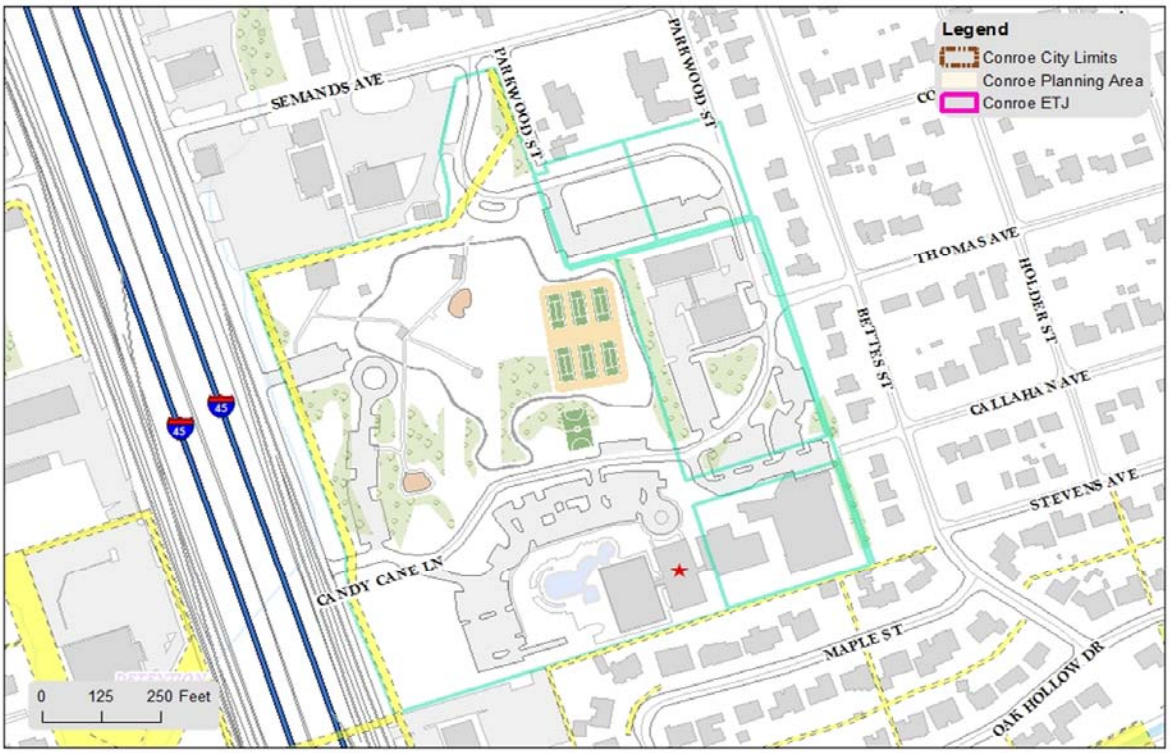

P-TBD FACILITY
PARKS & RECREATION
CONROE AQUATIC CENTER

City of Conroe, Texas
www.CityofConroe.org

ADDITIONAL PROJECT DETAILS:

Capital Improvement Program
Project Sheet

Project Type: Parks

Project Name: Carl Barton, Jr. Park Improvements

Project Code: G25

Project Manager: TBD

Location Description: 2500 South Loop 336 East

Summary: Improvements to include loop road, soccer field lighting, basketball court, sand volleyball court, tennis courts, Pickleball courts, restroom building, additional walking trail and maintenance building. Funding was approved in fiscal year 2016 -2017 for design and construction, but the construction portion was later removed by city council.

Project Start Date: Fall 2018

Project End Date: Summer 2019

REVENUE SOURCE	Prior Budgets	2018-2019	2019-2020	2020-2021	2021-2022	2022-2023	2023-2028	TOTAL COST
General Obligation Bonds	$ -	$ -	$ -	$ -	$ -	$ -	$ -	$ -
Certificates of Obligation	-	3,035,000	-	-	-	-	-	3,035,000
Revenue Bonds	-	-	-	-	-	-	-	-
Interest Income	-	-	-	-	-	-	-	-
Intergovernmental	-	-	-	-	-	-	-	-
Transfers In	-	-	-	-	-	-	-	-
Other Sources*	-	-	-	-	-	-	-	-
TOTAL REVENUE	**$ -**	**$ 3,035,000**	**$ -**	**$ -**	**$ -**	**$ -**	**$ -**	**$ 3,035,000**

* Other Sources		
		$ -
		$ -
		$ -

COST BREAKDOWN

KEY COST DESCRIPTIONS	Prior Budgets	2018-2019	2019-2020	2020-2021	2021-2022	2022-2023	2023-2028	TOTAL COST
1111-Land Acquisition	$ -	$ -	$ -	$ -	$ -	$ -	$ -	$ -
1112-Planning Design (Outside)	-	-	-	-	-	-	-	-
1113-Testing/Inspection	-	25,000	-	-	-	-	-	25,000
1114-Construction (Outside)	-	3,000,000	-	-	-	-	-	3,000,000
1116-Materials	-	-	-	-	-	-	-	-
1117-Machinery/Equipment	-	-	-	-	-	-	-	-
1118-Miscellaneous	-	10,000	-	-	-	-	-	10,000
TOTAL COST	**$ -**	**$ 3,035,000**	**$ -**	**$ -**	**$ -**	**$ -**	**$ -**	**$ 3,035,000**

Note: Inflation has been added to projected costs in future years.

PROJECTED ANNUAL OPERATING IMPACT	2018-2019	2019-2020	2020-2021	2021-2022	2022-2023	2023-2028	TOTAL COST
Revenues	$ -	$ -	$ -	$ -	$ -	$ -	$ -
Charges for Service	-	-	-	-	-	-	-
Other Revenues	-	-	-	-	-	-	-
Subtotal-Revenues	$ -	$ -	$ -	$ -	$ -	$ -	$ -
Expenses							
Personnel Service	$ -	$ -	$ -	$ -	$ -	$ -	$ -
Supplies	-	-	-	-	-	-	-
Contractual Services	-	10,000	10,000	10,000	10,000	50,000	90,000
Capital Outlay	-	-	-	-	-	-	-
NET TOTAL COST	**$ -**	**$ (10,000)**	**$ (10,000)**	**$ (10,000)**	**$ (10,000)**	**$ (50,000)**	**$ (90,000)**

Capital Improvement Program
Project Sheet

Project Type:	Parks		
Project Name:	Carl Barton, Jr. Park Improvements	**Project Code:**	G25
Project Manager:	TBD		
Location Description:	2500 South Loop 336 East		

PROJECT MAP:

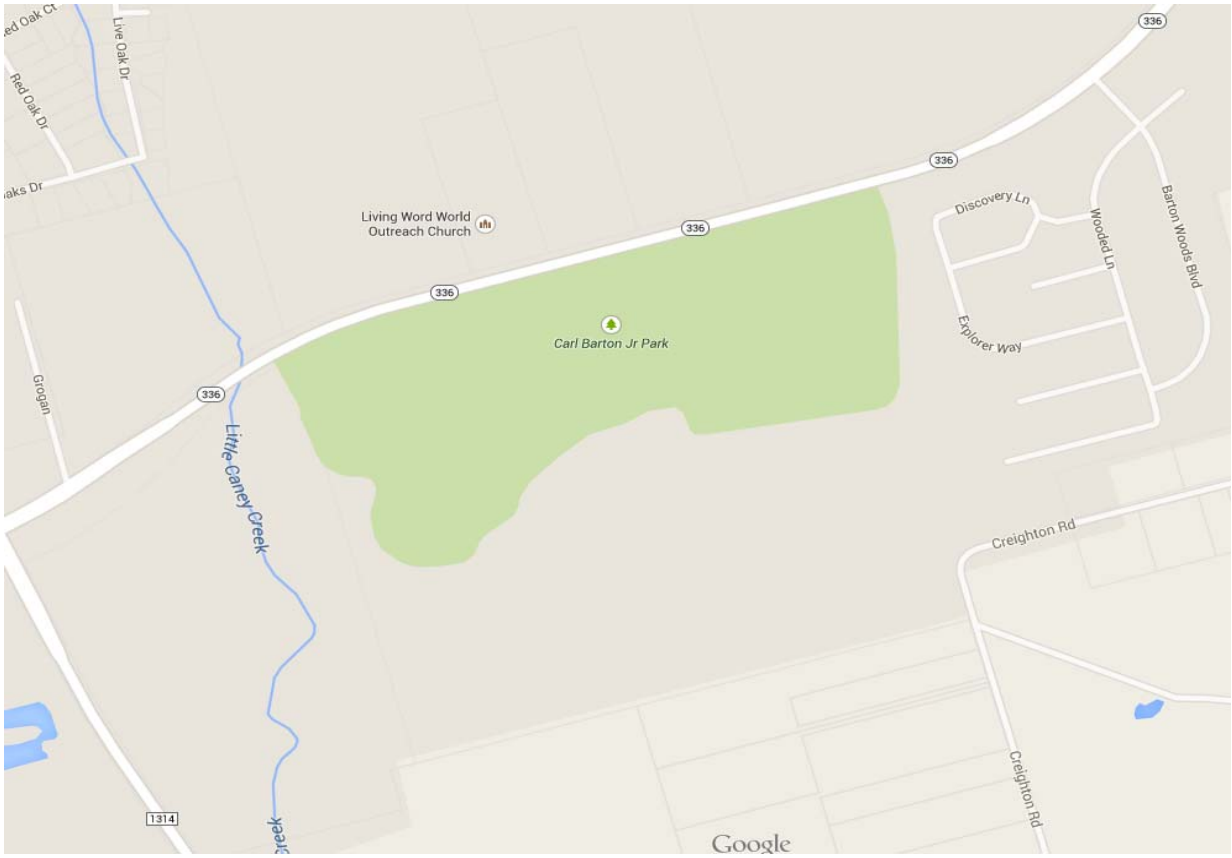

CITY OF CONROE

ADDITIONAL PROJECT DETAILS:

CITY OF CONROE

(This page intentionally left blank.)

DRAINAGE IMPROVEMENTS

Capital Improvement Program
Project Sheet

Project Type: Drainage

Project Name: Flood Protection - Police Training Facility/Gun Range

Project Code: TBD

Project Manager: Jeff Christy

Location Description: Shooting Range and Class Room Building

Summary: Flood Protection

Project Start Date: October 2018

Project End Date: September 2020

REVENUE SOURCE	Prior Budgets	2018-2019	2019-2020	2020-2021	2021-2022	2022-2023	2023-2028	TOTAL COST
General Obligation Bonds	$ -	$ -	$ -	$ -	$ -	$ -	$ -	$ -
Certificates of Obligation	-	400,000	2,600,000	-	-	-	-	3,000,000
Revenue Bonds	-	-	-	-	-	-	-	-
Interest Income	-	-	-	-	-	-	-	-
Intergovernmental	-	-	-	-	-	-	-	-
Transfers In	-	-	-	-	-	-	-	-
Other Sources*	-	-	-	-	-	-	-	-
TOTAL REVENUE	**$ -**	**$ 400,000**	**$ 2,600,000**	**$ -**	**$ -**	**$ -**	**$ -**	**$ 3,000,000**

* Other Sources		
		$ -
		$ -
		$ -

COST BREAKDOWN

KEY COST DESCRIPTIONS	Prior Budgets	2018-2019	2019-2020	2020-2021	2021-2022	2022-2023	2023-2028	TOTAL COST
1111-Land Acquisition	$ -	$ -	$ -	$ -	$ -	$ -	$ -	$ -
1112-Planning Design (Outside)	-	400,000	-	-	-	-	-	400,000
1113-Testing/Inspection	-	-	-	-	-	-	-	-
1114-Construction (Outside)	-	-	2,600,000	-	-	-	-	2,600,000
1116-Materials	-	-	-	-	-	-	-	-
1117-Machinery/Equipment	-	-	-	-	-	-	-	-
1118-Miscellaneous	-	-	-	-	-	-	-	-
TOTAL COST	**$ -**	**$ 400,000**	**$ 2,600,000**	**$ -**	**$ -**	**$ -**	**$ -**	**$ 3,000,000**

Note: Inflation has been added to projected costs in future years.

PROJECTED ANNUAL OPERATING IMPACT	2018-2019	2019-2020	2020-2021	2021-2022	2022-2023	2023-2028	TOTAL COST
Revenues	$ -	$ -	$ -	$ -	$ -	$ -	$ -
Charges for Service	-	-	-	-	-	-	-
Other Revenues	-	-	-	-	-	-	-
Subtotal-Revenues	$ -	$ -	$ -	$ -	$ -	$ -	$ -
Expenses							
Personnel Service	$ -	$ -	$ -	$ -	$ -	$ -	$ -
Supplies	-	-	-	-	-	-	-
Contractual Services	-	-	-	-	-	-	-
Capital Outlay	-	-	-	-	-	-	-
NET TOTAL COST	**$ -**	**$ -**	**$ -**	**$ -**	**$ -**	**$ -**	**$ -**

Capital Improvement Program
Project Sheet

Project Type: Drainage

Project Name: Flood Protection - Police Training Facility/Gun Range

Project Code: TBD

Project Manager: Jeff Christy

Location Description: Shooting Range and Class Room Building

PROJECT MAP:

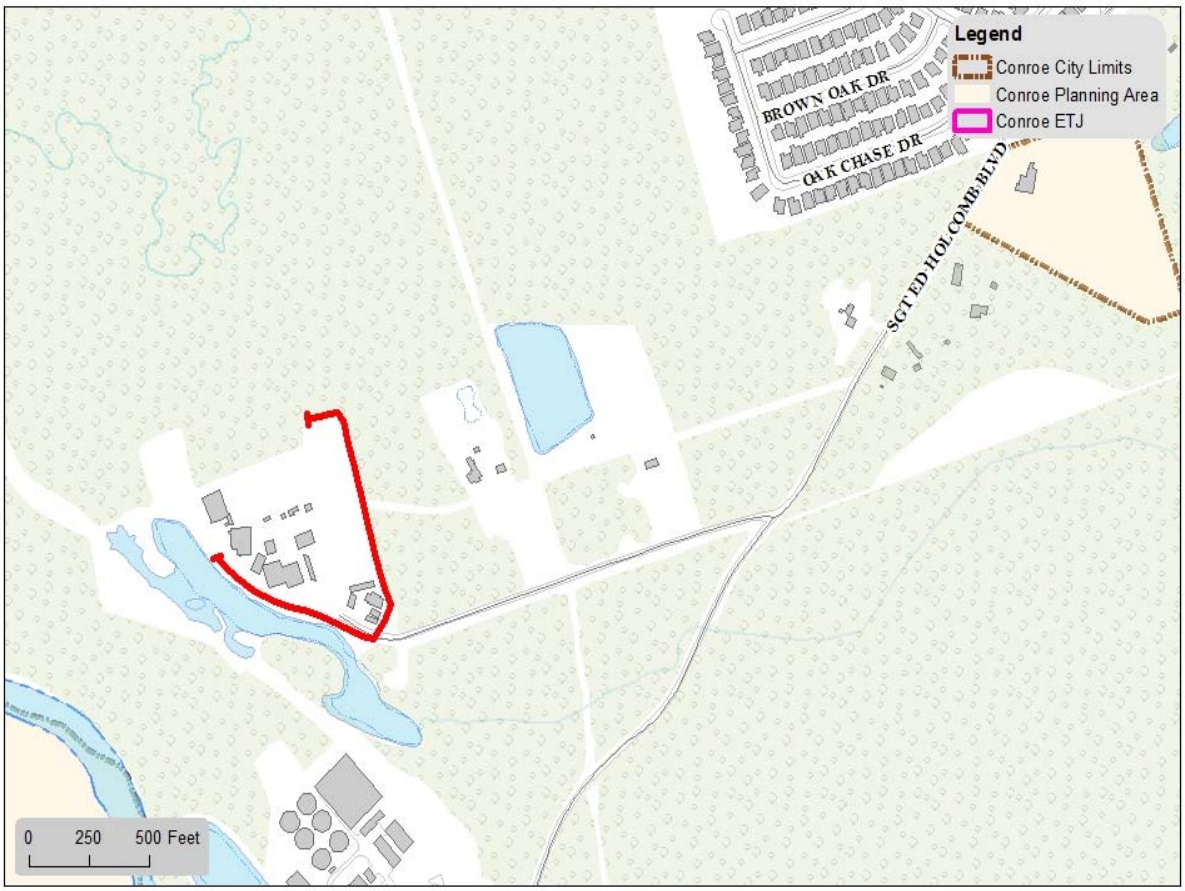

N

P-TBD DRAINAGE
CONROE POLICE TRAINING FACILITY

City of Conroe, Texas
www.CityofConroe.org

ADDITIONAL PROJECT DETAILS:

Capital Improvement Program
Project Sheet

Project Type: Drainage

Project Name: Flood Protection - Southwest Wastewater Treatment Plant

Project Code: G98

Project Manager: Public Works

Location Description: Southwest Wastewater Treatment Plant

Summary: Mitigation of the existing berms due to Hurricane Harvey.

Project Start Date: October 2018

Project End Date: September 2020

REVENUE SOURCE	Prior Budgets	2018-2019	2019-2020	2020-2021	2021-2022	2022-2023	2023-2028	TOTAL COST
General Obligation Bonds	$ -	$ -	$ -	$ -	$ -	$ -	$ -	$ -
Certificates of Obligation	-	400,000	2,600,000	-	-	-	-	3,000,000
Revenue Bonds	-	-	-	-	-	-	-	-
Interest Income	-	-	-	-	-	-	-	-
Intergovernmental	-	-	-	-	-	-	-	-
Transfers In	-	-	-	-	-	-	-	-
Other Sources*	-	-	-	-	-	-	-	-
TOTAL REVENUE	**$ -**	**$ 400,000**	**$ 2,600,000**	**$ -**	**$ -**	**$ -**	**$ -**	**$ 3,000,000**

* Other Sources		
		$ -
		$ -
		$ -

COST BREAKDOWN

KEY COST DESCRIPTIONS	Prior Budgets	2018-2019	2019-2020	2020-2021	2021-2022	2022-2023	2023-2028	TOTAL COST
1111-Land Acquisition	$ -	$ -	$ -	$ -	$ -	$ -	$ -	$ -
1112-Planning Design (Outside)	-	400,000	-	-	-	-	-	400,000
1113-Testing/Inspection	-	-	-	-	-	-	-	-
1114-Construction (Outside)	-	-	2,600,000	-	-	-	-	2,600,000
1116-Materials	-	-	-	-	-	-	-	-
1117-Machinery/Equipment	-	-	-	-	-	-	-	-
1118-Miscellaneous	-	-	-	-	-	-	-	-
TOTAL COST	**$ -**	**$ 400,000**	**$ 2,600,000**	**$ -**	**$ -**	**$ -**	**$ -**	**$ 3,000,000**

Note: Inflation has been added to projected costs in future years.

PROJECTED ANNUAL OPERATING IMPACT	2018-2019	2019-2020	2020-2021	2021-2022	2022-2023	2023-2028	TOTAL COST
Revenues	$ -	$ -	$ -	$ -	$ -	$ -	$ -
Charges for Service	-	-	-	-	-	-	-
Other Revenues	-	-	-	-	-	-	-
Subtotal-Revenues	$ -	$ -	$ -	$ -	$ -	$ -	$ -
Expenses							
Personnel Service	$ -	$ -	$ -	$ -	$ -	$ -	$ -
Supplies	-	-	-	-	-	-	-
Contractual Services	-	-	-	-	-	-	-
Capital Outlay	-	-	-	-	-	-	-
NET TOTAL COST	**$ -**	**$ -**	**$ -**	**$ -**	**$ -**	**$ -**	**$ -**

Capital Improvement Program
Project Sheet

Project Type:	Drainage		
Project Name:	Flood Protection - Southwest Wastewater Treatment Plant	**Project Code:**	G98
Project Manager:	Public Works		
Location Description:	Southwest Wastewater Treatment Plant		

PROJECT MAP:

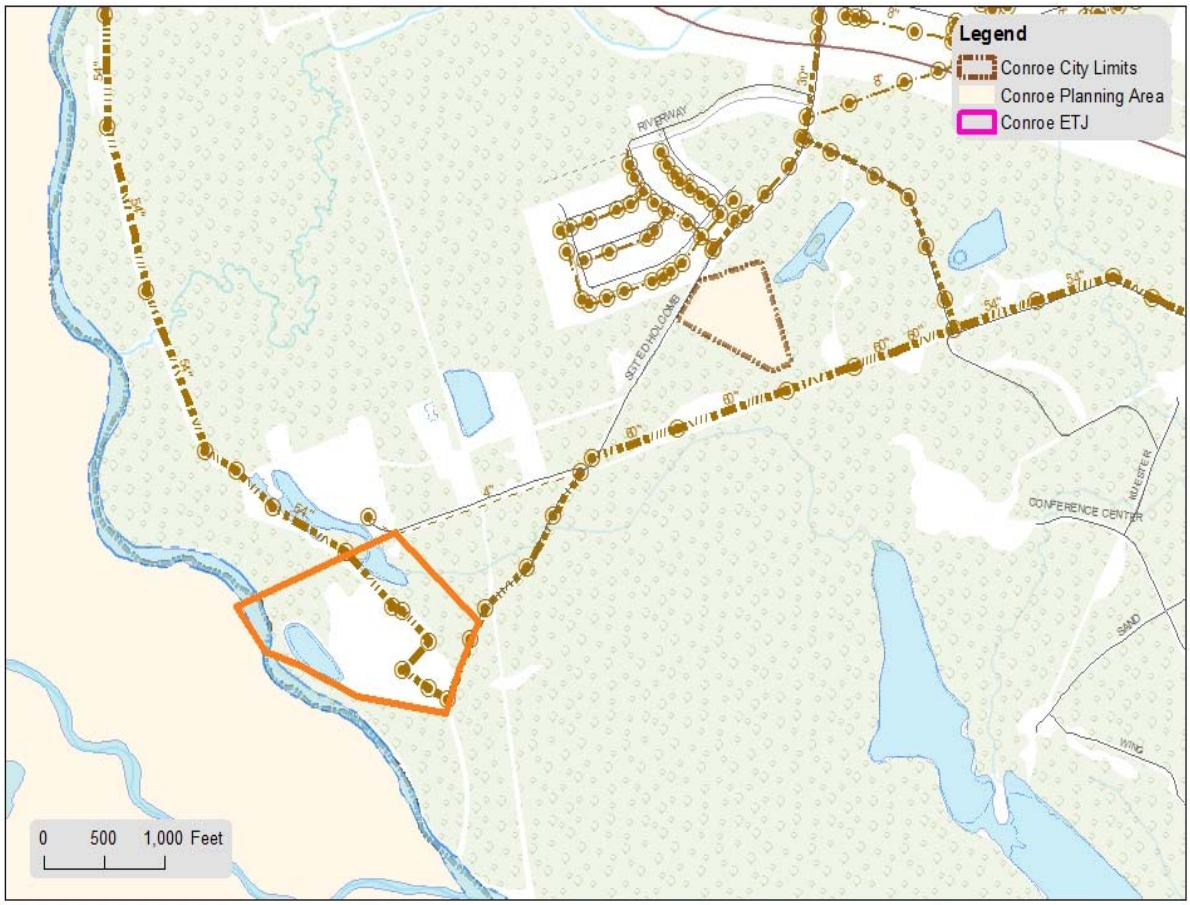

City of Conroe, Texas
www.CityofConroe.org

ADDITIONAL PROJECT DETAILS:

Capital Improvement Program
Project Sheet

Project Type: Drainage

Project Name: Mitigation - Stewart Creek **Project Code:** G99

Project Manager: Engineering

Location Description: Stewart Creek

Summary: Tree planting, erosion control matting, and stone rip rap.

Project Start Date: October 2018

Project End Date: September 2019

REVENUE SOURCE	Prior Budgets	2018-2019	2019-2020	2020-2021	2021-2022	2022-2023	2023-2028	TOTAL COST
General Obligation Bonds	$ -	$ -	$ -	$ -	$ -	$ -	$ -	**$ -**
Certificates of Obligation	-	361,000	-	-	-	-	-	**361,000**
Revenue Bonds	-	-	-	-	-	-	-	**-**
Interest Income	-	-	-	-	-	-	-	**-**
Intergovernmental	-	-	-	-	-	-	-	**-**
Transfers In	-	150,000	-	-	-	-	-	**150,000**
Other Sources*	-	-	-	-	-	-	-	**-**
TOTAL REVENUE	**$ -**	**$ 511,000**	**$ -**	**$ -**	**$ -**	**$ -**	**$ -**	**$ 511,000**

*** Other Sources**	General Fund - Tree Mitigation Reserves (Project 972)	$ 150,000
		$ -
		$ 150,000

COST BREAKDOWN

KEY COST DESCRIPTIONS	Prior Budgets	2018-2019	2019-2020	2020-2021	2021-2022	2022-2023	2023-2028	TOTAL COST
1111-Land Acquisition	$ -	$ -	$ -	$ -	$ -	$ -	$ -	**$ -**
1112-Planning Design (Outside)	-	56,000	-	-	-	-	-	**56,000**
1113-Testing/Inspection	-	-	-	-	-	-	-	**-**
1114-Construction (Outside)	-	455,000	-	-	-	-	-	**455,000**
1116-Materials	-	-	-	-	-	-	-	**-**
1117-Machinery/Equipment	-	-	-	-	-	-	-	**-**
1118-Miscellaneous	-	-	-	-	-	-	-	**-**
TOTAL COST	**$ -**	**$ 511,000**	**$ -**	**$ -**	**$ -**	**$ -**	**$ -**	**$ 511,000**

Note: Inflation has been added to projected costs in future years.

PROJECTED ANNUAL OPERATING IMPACT	2018-2019	2019-2020	2020-2021	2021-2022	2022-2023	2023-2028	TOTAL COST
Revenues	$ -	$ -	$ -	$ -	$ -	$ -	**$ -**
Charges for Service	-	-	-	-	-	-	**-**
Other Revenues	-	-	-	-	-	-	**-**
Subtotal-Revenues	$ -	$ -	$ -	$ -	$ -	$ -	**$ -**
Expenses							
Personnel Service	$ -	$ -	$ -	$ -	$ -	$ -	**$ -**
Supplies	-	-	-	-	-	-	**-**
Contractual Services	-	-	-	-	-	-	**-**
Capital Outlay	-	-	-	-	-	-	**-**
NET TOTAL COST	**$ -**	**$ -**	**$ -**	**$ -**	**$ -**	**$ -**	**$ -**

Capital Improvement Program
Project Sheet

Project Type: Drainage

Project Name: Mitigation - Stewart Creek **Project Code:** G99

Project Manager: Engineering

Location Description: Stewart Creek

PROJECT MAP:

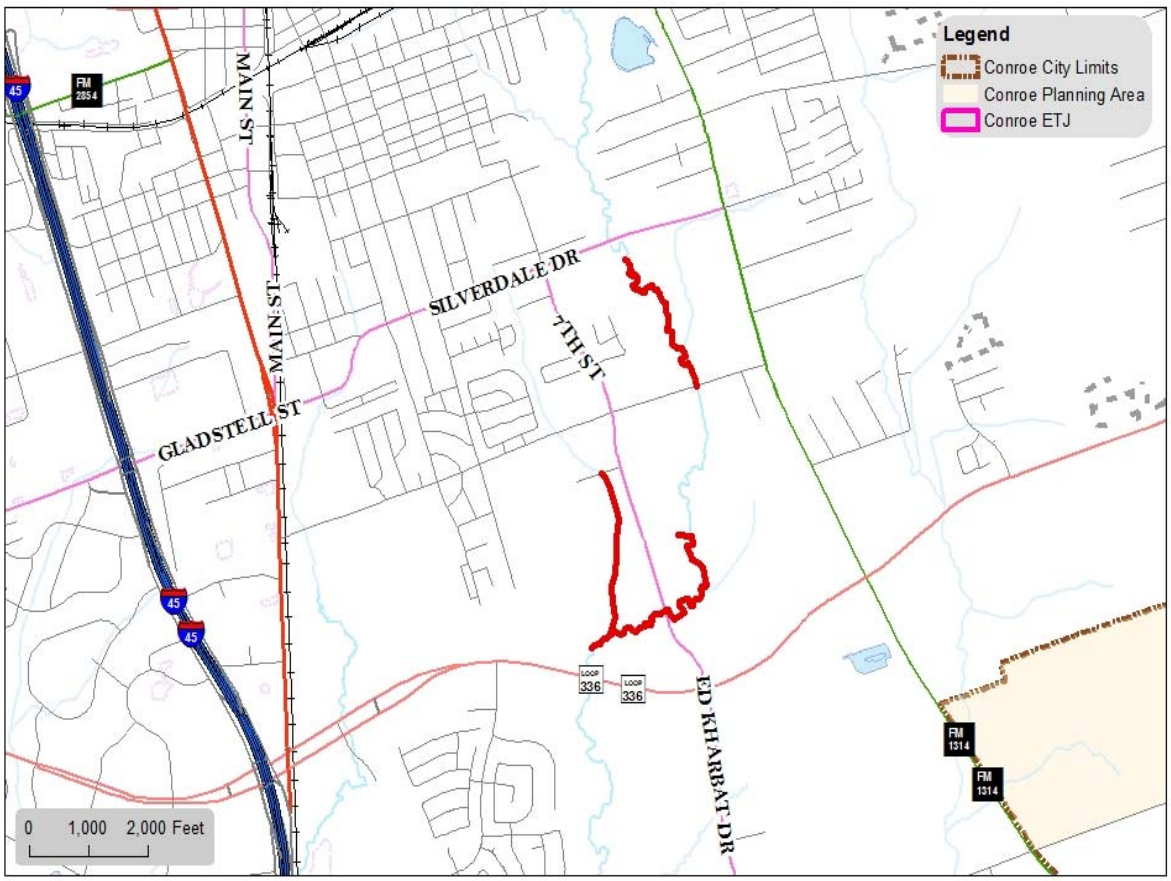

N

P-TBD DRAINAGE
STEWART CREEK MITIGATION

CITY OF CONROE

ADDITIONAL PROJECT DETAILS:

Capital Improvement Program
Project Sheet

Project Type: Drainage

Project Name: Drainage System - Bois D'Arc Bend at Walden Road (Montgomery County)

Project Code: H28

Project Manager: Engineering

Location Description: Bois D'Arc Bend along Walden Road to Lake Conroe

Summary: The project consists of approximately 1,000 linear feet of drainage improvements to allow water to flow to Lake Conroe. Montgomery County will fund 50% of design and construction.

Project Start Date: October 2018

Project End Date: September 2019

REVENUE SOURCE	Prior Budgets	2018-2019	2019-2020	2020-2021	2021-2022	2022-2023	2023-2028	TOTAL COST
General Obligation Bonds	$ -	$ -	$ -	$ -	$ -	$ -	$ -	$ -
Certificates of Obligation	-	150,000	-	-	-	-	-	150,000
Revenue Bonds	-	-	-	-	-	-	-	-
Interest Income	-	-	-	-	-	-	-	-
Intergovernmental	-	150,000	-	-	-	-	-	150,000
Transfers In	-	-	-	-	-	-	-	-
Other Sources*	-	-	-	-	-	-	-	-
TOTAL REVENUE	**$ -**	**$ 300,000**	**$ -**	**$ -**	**$ -**	**$ -**	**$ -**	**$ 300,000**

*** Other Sources**	Montgomery County	$ 150,000
		$ -
		$ 150,000

COST BREAKDOWN

KEY COST DESCRIPTIONS	Prior Budgets	2018-2019	2019-2020	2020-2021	2021-2022	2022-2023	2023-2028	TOTAL COST
1111-Land Acquisition	$ -	$ -	$ -	$ -	$ -	$ -	$ -	$ -
1112-Planning Design (Outside)	-	-	-	-	-	-	-	-
1113-Testing/Inspection	-	-	-	-	-	-	-	-
1114-Construction (Outside)	-	300,000	-	-	-	-	-	300,000
1116-Materials	-	-	-	-	-	-	-	-
1117-Machinery/Equipment	-	-	-	-	-	-	-	-
1118-Miscellaneous	-	-	-	-	-	-	-	-
TOTAL COST	**$ -**	**$ 300,000**	**$ -**	**$ -**	**$ -**	**$ -**	**$ -**	**$ 300,000**

Note: Inflation has been added to projected costs in future years.

PROJECTED ANNUAL OPERATING IMPACT	2018-2019	2019-2020	2020-2021	2021-2022	2022-2023	2023-2028	TOTAL COST
Revenues	$ -	$ -	$ -	$ -	$ -	$ -	$ -
Charges for Service	-	-	-	-	-	-	-
Other Revenues	-	-	-	-	-	-	-
Subtotal-Revenues	$ -	$ -	$ -	$ -	$ -	$ -	$ -
Expenses							
Personnel Service	$ -	$ -	$ -	$ -	$ -	$ -	$ -
Supplies	-	-	-	-	-	-	-
Contractual Services	-	-	-	-	-	-	-
Capital Outlay	-	-	-	-	-	-	-
NET TOTAL COST	$ -	$ -	$ -	$ -	$ -	$ -	$ -

Capital Improvement Program
Project Sheet

Project Type:	Drainage		
Project Name:	Drainage System - Bois D'Arc Bend at Walden Road (Montgomery County)	**Project Code:**	H28
Project Manager:	Engineering		
Location Description:	Bois D'Arc Bend along Walden Road to Lake Conroe		

PROJECT MAP:

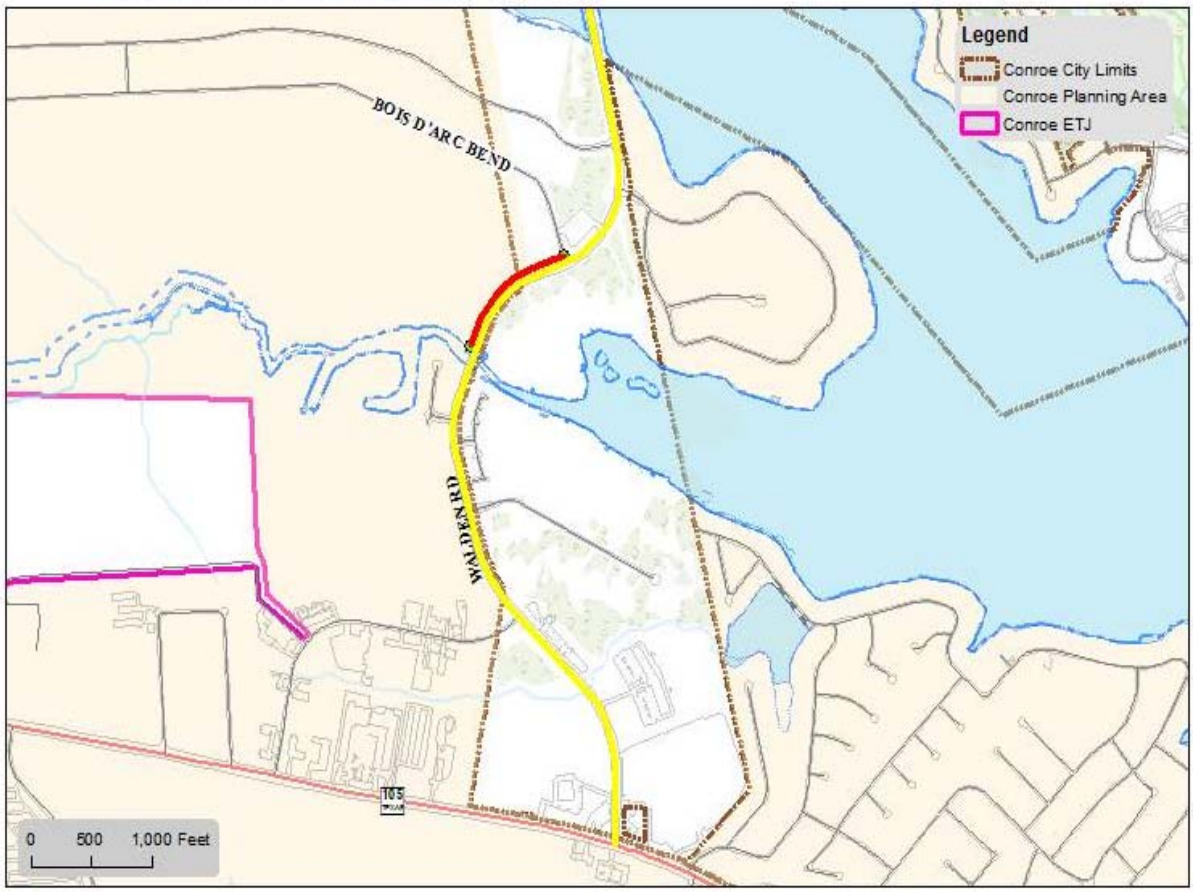

N

P-TBD DRAINAGE
BOIS D'ARC BEND

City of Conroe, Texas
www.CityofConroe.org

ADDITIONAL PROJECT DETAILS:

Capital Improvement Program
Project Sheet

Project Type: Drainage

Project Name: Rehab - Live Oak Creek **Project Code:** H01

Project Manager: Engineering

Location Description: SH 105 to Greenway Drive

Summary: This project is to construct concrete protection riprap (slope and bottom) of approximately 600 linear feet of drainage ditch. This project will re-establish proper drainage in the area and protect the citizens from future flooding.

Project Start Date: October 2018

Project End Date: September 2019

REVENUE SOURCE	Prior Budgets	2018-2019	2019-2020	2020-2021	2021-2022	2022-2023	2023-2028	TOTAL COST
General Obligation Bonds	$ -	$ -	$ -	$ -	$ -	$ -	$ -	$ -
Certificates of Obligation	-	732,000	-	-	-	-	-	732,000
Revenue Bonds	-	-	-	-	-	-	-	-
Interest Income	-	-	-	-	-	-	-	-
Intergovernmental	-	-	-	-	-	-	-	-
Transfers In	-	-	-	-	-	-	-	-
Other Sources*	-	-	-	-	-	-	-	-
TOTAL REVENUE	**$ -**	**$ 732,000**	**$ -**	**$ -**	**$ -**	**$ -**	**$ -**	**$ 732,000**

* Other Sources		
		$ -
		$ -
		$ -

COST BREAKDOWN

KEY COST DESCRIPTIONS	Prior Budgets	2018-2019	2019-2020	2020-2021	2021-2022	2022-2023	2023-2028	TOTAL COST
1111-Land Acquisition	$ -	$ -	$ -	$ -	$ -	$ -	$ -	$ -
1112-Planning Design (Outside)	-	45,000	-	-	-	-	-	45,000
1113-Testing/Inspection	-	-	-	-	-	-	-	-
1114-Construction (Outside)	-	687,000	-	-	-	-	-	687,000
1116-Materials	-	-	-	-	-	-	-	-
1117-Machinery/Equipment	-	-	-	-	-	-	-	-
1118-Miscellaneous	-	-	-	-	-	-	-	-
TOTAL COST	**$ -**	**$ 732,000**	**$ -**	**$ -**	**$ -**	**$ -**	**$ -**	**$ 732,000**

Note: Inflation has been added to projected costs in future years.

PROJECTED ANNUAL OPERATING IMPACT	2018-2019	2019-2020	2020-2021	2021-2022	2022-2023	2023-2028	TOTAL COST
Revenues	$ -	$ -	$ -	$ -	$ -	$ -	$ -
Charges for Service	-	-	-	-	-	-	-
Other Revenues	-	-	-	-	-	-	-
Subtotal-Revenues	$ -	$ -	$ -	$ -	$ -	$ -	$ -
Expenses							
Personnel Service	$ -	$ -	$ -	$ -	$ -	$ -	$ -
Supplies	-	-	-	-	-	-	-
Contractual Services	-	-	-	-	-	-	-
Capital Outlay	-	-	-	-	-	-	-
NET TOTAL COST	**$ -**	**$ -**	**$ -**	**$ -**	**$ -**	**$ -**	**$ -**

Capital Improvement Program
Project Sheet

Project Type: Drainage

Project Name: Rehab - Live Oak Creek **Project Code:** H01

Project Manager: Engineering

Location Description: SH 105 to Greenway Drive

PROJECT MAP:

P-TBD DRAINAGE
LIVE OAK CREEK

City of Conroe, Texas
www.CityofConroe.org

ADDITIONAL PROJECT DETAILS:

Capital Improvement Program
Project Sheet

Project Type: Drainage

Project Name: Rehab - Alligator Creek Phase 1 **Project Code:** TBD

Project Manager: Engineering

Location Description: SH 105 to Roberson Street

Summary: This project includes the rehabilitation of approximately 4,500 linear feet to re-establish proper drainage in the area and protect citizens from future flooding.

Project Start Date: October 2020

Project End Date: September 2022

REVENUE SOURCE	Prior Budgets	2018-2019	2019-2020	2020-2021	2021-2022	2022-2023	2023-2028	TOTAL COST
General Obligation Bonds	$ -	$ -	$ -	$ -	$ -	$ -	$ -	**$ -**
Certificates of Obligation	-	-	-	2,737,000	1,296,000	-	-	**4,033,000**
Revenue Bonds	-	-	-	-	-	-	-	**-**
Interest Income	-	-	-	-	-	-	-	**-**
Intergovernmental	-	-	-	-	-	-	-	**-**
Transfers In	-	-	-	-	-	-	-	**-**
Other Sources*	-	-	-	-	-	-	-	**-**
TOTAL REVENUE	**$ -**	**$ -**	**$ -**	**$ 2,737,000**	**$ 1,296,000**	**$ -**	**$ -**	**$ 4,033,000**

* Other Sources		
		$ -
		$ -
		$ -

COST BREAKDOWN

KEY COST DESCRIPTIONS	Prior Budgets	2018-2019	2019-2020	2020-2021	2021-2022	2022-2023	2023-2028	TOTAL COST
1111-Land Acquisition	$ -	$ -	$ -	$ -	$ -	$ -	$ -	**$ -**
1112-Planning Design (Outside)	-	-	-	182,000	-	-	-	**182,000**
1113-Testing/Inspection	-	-	-	-	-	-	-	**-**
1114-Construction (Outside)	-	-	-	2,555,000	1,296,000	-	-	**3,851,000**
1116-Materials	-	-	-	-	-	-	-	**-**
1117-Machinery/Equipment	-	-	-	-	-	-	-	**-**
1118-Miscellaneous	-	-	-	-	-	-	-	**-**
TOTAL COST	**$ -**	**$ -**	**$ -**	**$ 2,737,000**	**$ 1,296,000**	**$ -**	**$ -**	**$ 4,033,000**

Note: Inflation has been added to projected costs in future years.

PROJECTED ANNUAL OPERATING IMPACT	2018-2019	2019-2020	2020-2021	2021-2022	2022-2023	2023-2028	TOTAL COST
Revenues	$ -	$ -	$ -	$ -	$ -	$ -	**$ -**
Charges for Service	-	-	-	-	-	-	**-**
Other Revenues	-	-	-	-	-	-	**-**
Subtotal-Revenues	$ -	$ -	$ -	$ -	$ -	$ -	**$ -**
Expenses							
Personnel Service	$ -	$ -	$ -	$ -	$ -	$ -	**$ -**
Supplies	-	-	-	-	-	-	**-**
Contractual Services	-	-	-	-	-	-	**-**
Capital Outlay	-	-	-	-	-	-	**-**
NET TOTAL COST	**$ -**	**$ -**	**$ -**	**$ -**	**$ -**	**$ -**	**$ -**

Capital Improvement Program
Project Sheet

Project Type: Drainage

Project Name: Rehab - Alligator Creek Phase 1 **Project Code:** TBD

Project Manager: Engineering

Location Description: SH 105 to Roberson Street

PROJECT MAP:

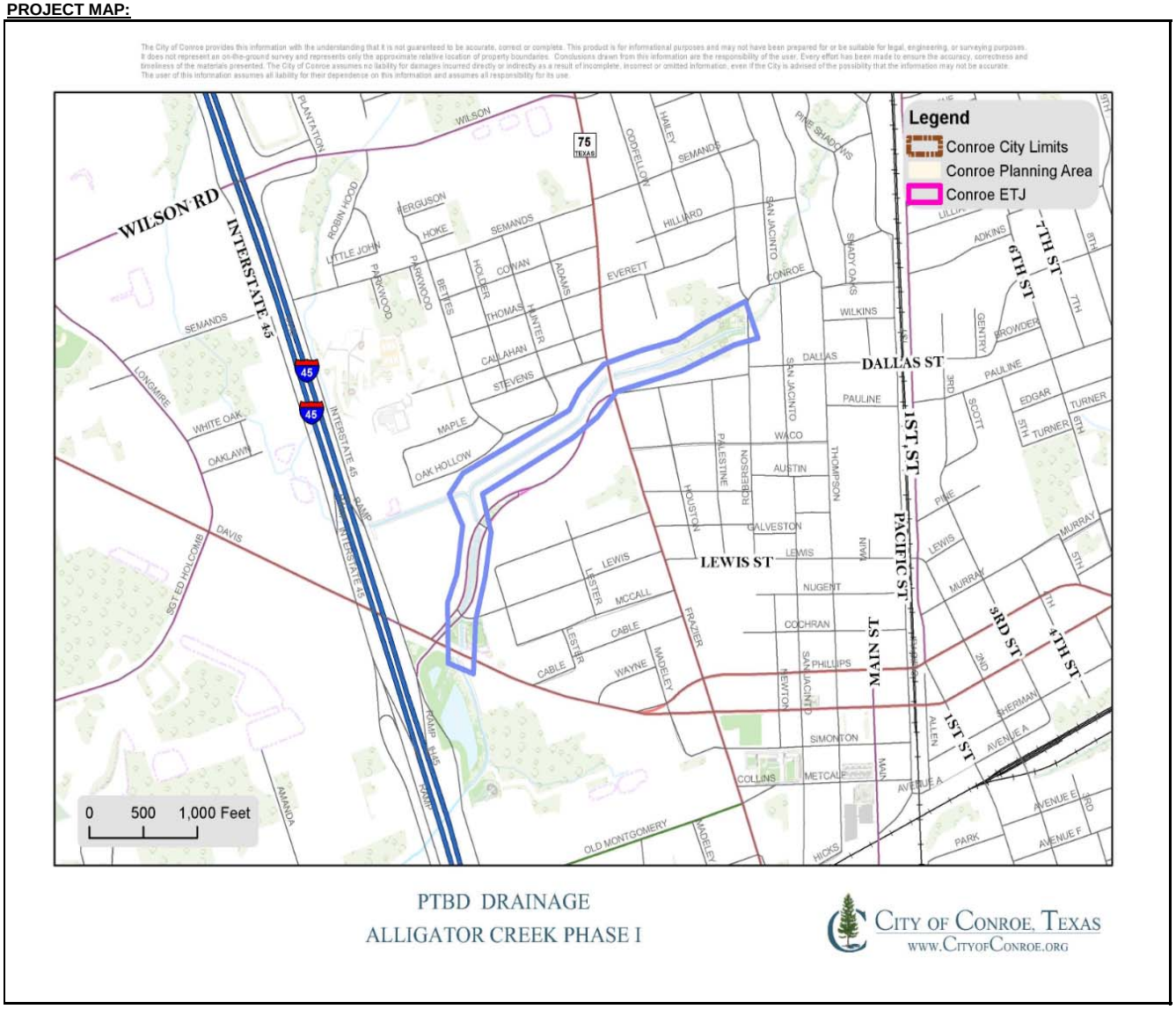

ADDITIONAL PROJECT DETAILS:

Capital Improvement Program
Project Sheet

Project Type: Drainage

Project Name: Rehab - Crighton Ridge **Project Code:** H02

Project Manager: Engineering

Location Description: Along Meadow Creek Lane, Sunset Park Lane, Along Canyon Crest Lane and down Crighton Crossing Drive

Summary: This project will improve drainage by sizing approximately 400 linear feet of driveway and roadway culverts. This will re-establish proper drainage in the area and protect citizens from future flooding.

Project Start Date: October 2018

Project End Date: September 2019

REVENUE SOURCE	Prior Budgets	2018-2019	2019-2020	2020-2021	2021-2022	2022-2023	2023-2028	TOTAL COST
General Obligation Bonds	$ -	$ -	$ -	$ -	$ -	$ -	$ -	$ -
Certificates of Obligation	-	778,000	-	-	-	-	-	778,000
Revenue Bonds	-	-	-	-	-	-	-	-
Interest Income	-	-	-	-	-	-	-	-
Intergovernmental	-	-	-	-	-	-	-	-
Transfers In	-	-	-	-	-	-	-	-
Other Sources*	-	-	-	-	-	-	-	-
TOTAL REVENUE	**$ -**	**$ 778,000**	**$ -**	**$ -**	**$ -**	**$ -**	**$ -**	**$ 778,000**

* Other Sources		
		$ -
		$ -
		$ -

COST BREAKDOWN

KEY COST DESCRIPTIONS	Prior Budgets	2018-2019	2019-2020	2020-2021	2021-2022	2022-2023	2023-2028	TOTAL COST
1111-Land Acquisition	$ -	$ -	$ -	$ -	$ -	$ -	$ -	$ -
1112-Planning Design (Outside)	-	48,000	-	-	-	-	-	48,000
1113-Testing/Inspection	-	-	-	-	-	-	-	-
1114-Construction (Outside)	-	730,000	-	-	-	-	-	730,000
1116-Materials	-	-	-	-	-	-	-	-
1117-Machinery/Equipment	-	-	-	-	-	-	-	-
1118-Miscellaneous	-	-	-	-	-	-	-	-
TOTAL COST	**$ -**	**$ 778,000**	**$ -**	**$ -**	**$ -**	**$ -**	**$ -**	**$ 778,000**

Note: Inflation has been added to projected costs in future years.

PROJECTED ANNUAL OPERATING IMPACT	2018-2019	2019-2020	2020-2021	2021-2022	2022-2023	2023-2028	TOTAL COST
Revenues	$ -	$ -	$ -	$ -	$ -	$ -	$ -
Charges for Service	-	-	-	-	-	-	-
Other Revenues	-	-	-	-	-	-	-
Subtotal-Revenues	$ -	$ -	$ -	$ -	$ -	$ -	$ -
Expenses							
Personnel Service	$ -	$ -	$ -	$ -	$ -	$ -	$ -
Supplies	-	-	-	-	-	-	-
Contractual Services	-	-	-	-	-	-	-
Capital Outlay	-	-	-	-	-	-	-
NET TOTAL COST	$ -	$ -	$ -	$ -	$ -	$ -	$ -

Capital Improvement Program
Project Sheet

Project Type:	Drainage		
Project Name:	Rehab - Crighton Ridge	**Project Code:**	H02
Project Manager:	Engineering		
Location Description:	Along Meadow Creek Lane, Sunset Park Lane, Along Canyon Crest Lane and down Crighton Crossing Drive		

PROJECT MAP:

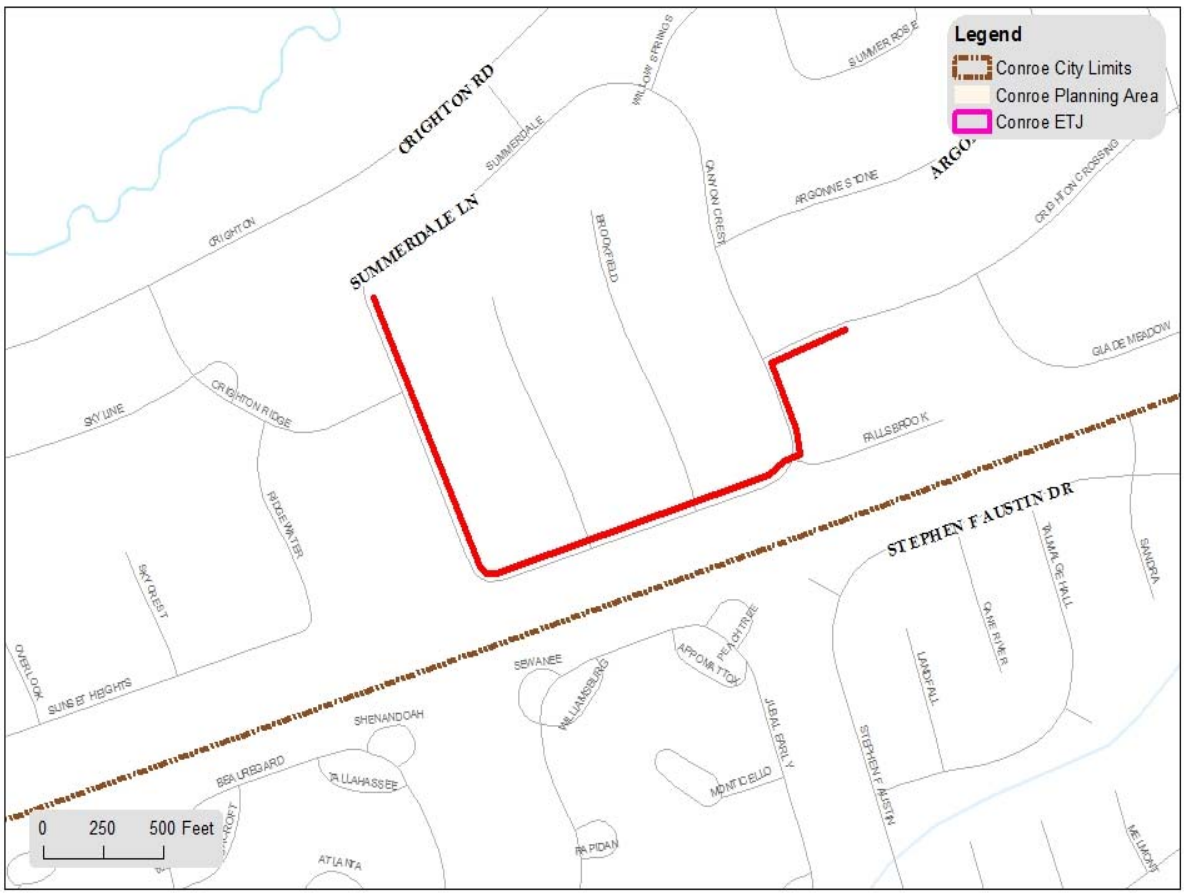

P-TBD DRAINAGE
CRIGHTON RIDGE

City of Conroe, Texas
www.CityofConroe.org

ADDITIONAL PROJECT DETAILS:

CITY OF CONROE

(This page intentionally left blank.)

For FY18-19, the Transportation Grants CIP Fund
does not include any projects.

CITY OF CONROE

(This page intentionally left blank.)

WATER IMPROVEMENTS

Capital Improvement Program
Project Sheet

Project Type: Water

Project Name: Water Line - Wilson Road East **Project Code:** F107

Project Manager: Engineering

Location Description: IH-45 to just west of Hailey Street

Summary: This project will be constructed in conjunction with the roadway project. This project involves removing and replacing/relocating approximately 3,500 linear feet of 6" water line with 8" water line.

Project Start Date: October 2017

Project End Date: September 2019

REVENUE SOURCE	Prior Budgets	2018-2019	2019-2020	2020-2021	2021-2022	2022-2023	2023-2028	TOTAL COST
General Obligation Bonds	$ -	$ -	$ -	$ -	$ -	$ -	$ -	$ -
Certificates of Obligation	-	-	-	-	-	-	-	-
Revenue Bonds	-	-	-	-	-	-	-	-
Interest Income	-	-	-	-	-	-	-	-
Intergovernmental	-	-	-	-	-	-	-	-
Transfers In	-	320,000	-	-	-	-	-	320,000
Other Sources*	-	-	-	-	-	-	-	-
TOTAL REVENUE	**$ -**	**$ 320,000**	**$ -**	**$ -**	**$ -**	**$ -**	**$ -**	**$ 320,000**

* Other Sources		
	Water & Sewer Operating Fund Capital Reserve	$ 320,000
		$ -
		$ 320,000

COST BREAKDOWN

KEY COST DESCRIPTIONS	Prior Budgets	2018-2019	2019-2020	2020-2021	2021-2022	2022-2023	2023-2028	TOTAL COST
1111-Land Acquisition	$ -	$ -	$ -	$ -	$ -	$ -	$ -	$ -
1112-Planning Design (Outside)	-	-	-	-	-	-	-	-
1113-Testing/Inspection	-	-	-	-	-	-	-	-
1114-Construction (Outside)	-	320,000	-	-	-	-	-	320,000
1116-Materials	-	-	-	-	-	-	-	-
1117-Machinery/Equipment	-	-	-	-	-	-	-	-
1118-Miscellaneous	-	-	-	-	-	-	-	-
TOTAL COST	**$ -**	**$ 320,000**	**$ -**	**$ -**	**$ -**	**$ -**	**$ -**	**$ 320,000**

Note: Inflation has been added to projected costs in future years.

PROJECTED ANNUAL OPERATING IMPACT	2018-2019	2019-2020	2020-2021	2021-2022	2022-2023	2023-2028	TOTAL COST
Revenues	$ -	$ -	$ -	$ -	$ -	$ -	$ -
Charges for Service	-	-	-	-	-	-	-
Other Revenues	-	-	-	-	-	-	-
Subtotal-Revenues	$ -	$ -	$ -	$ -	$ -	$ -	$ -
Expenses							
Personnel Service	$ -	$ -	$ -	$ -	$ -	$ -	$ -
Supplies	-	-	-	-	-	-	-
Contractual Services	-	-	-	-	-	-	-
Capital Outlay	-	-	-	-	-	-	-
NET TOTAL COST	$ -	$ -	$ -	$ -	$ -	$ -	$ -

Capital Improvement Program
Project Sheet

Project Type: Water

Project Name: Water Line - Wilson Road East **Project Code:** F107

Project Manager: Engineering

Location Description: IH-45 to just west of Hailey Street

PROJECT MAP:

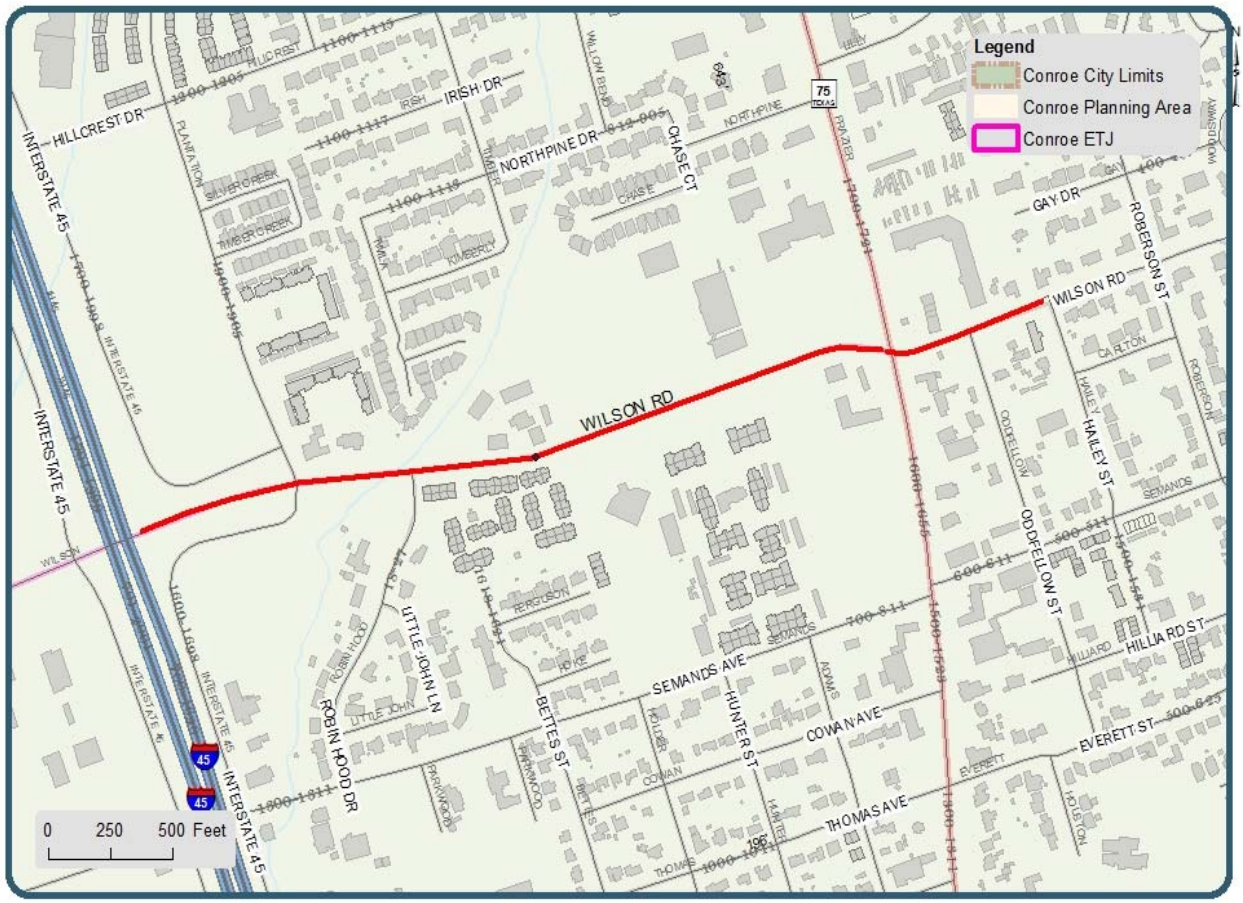

WILSON ROAD EAST

City of Conroe, Texas
www.City-Conroe.org

ADDITIONAL PROJECT DETAILS:

Capital Improvement Program
Project Sheet

Project Type: Water

Project Name: Water Line Relocate – Longmire Road Phase 2B **Project Code:** F106

Project Manager: Engineering

Location Description: Longmire Road from FM 3083 (Carter Moore Drive) to Wedgewood

Summary: This project consists of relocating approximately 5,100 linear feet of existing 16" water line. This project is connected to an existing street and traffic signal CIP.

Project Start Date: October 2017

Project End Date: September 2019

REVENUE SOURCE	Prior Budgets	2018-2019	2019-2020	2020-2021	2021-2022	2022-2023	2023-2028	TOTAL COST
General Obligation Bonds	$ -	$ -	$ -	$ -	$ -	$ -	$ -	$ -
Certificates of Obligation	-	881,000	-	-	-	-	-	881,000
Revenue Bonds	-	-	-	-	-	-	-	-
Interest Income	-	-	-	-	-	-	-	-
Intergovernmental	-	-	-	-	-	-	-	-
Transfers In	-	-	-	-	-	-	-	-
Other Sources*	-	-	-	-	-	-	-	-
TOTAL REVENUE	**$ -**	**$ 881,000**	**$ -**	**$ -**	**$ -**	**$ -**	**$ -**	**$ 881,000**

* Other Sources		
		$ -
		$ -
		$ -

COST BREAKDOWN

KEY COST DESCRIPTIONS	Prior Budgets	2018-2019	2019-2020	2020-2021	2021-2022	2022-2023	2023-2028	TOTAL COST
1111-Land Acquisition	$ -	$ -	$ -	$ -	$ -	$ -	$ -	$ -
1112-Planning Design (Outside)	-	-	-	-	-	-	-	-
1113-Testing/Inspection	-	-	-	-	-	-	-	-
1114-Construction (Outside)	-	881,000	-	-	-	-	-	881,000
1116-Materials	-	-	-	-	-	-	-	-
1117-Machinery/Equipment	-	-	-	-	-	-	-	-
1118-Miscellaneous	-	-	-	-	-	-	-	-
TOTAL COST	**$ -**	**$ 881,000**	**$ -**	**$ -**	**$ -**	**$ -**	**$ -**	**$ 881,000**

Note: Inflation has been added to projected costs in future years.

PROJECTED ANNUAL OPERATING IMPACT	2018-2019	2019-2020	2020-2021	2021-2022	2022-2023	2023-2028	TOTAL COST
Revenues	$ -	$ -	$ -	$ -	$ -	$ -	$ -
Charges for Service	-	-	-	-	-	-	-
Other Revenues	-	-	-	-	-	-	-
Subtotal-Revenues	$ -	$ -	$ -	$ -	$ -	$ -	$ -
Expenses							
Personnel Service	$ -	$ -	$ -	$ -	$ -	$ -	$ -
Supplies	-	-	-	-	-	-	-
Contractual Services	-	-	-	-	-	-	-
Capital Outlay	-	-	-	-	-	-	-
NET TOTAL COST	$ -	$ -	$ -	$ -	$ -	$ -	$ -

Capital Improvement Program
Project Sheet

Project Type:	Water		
Project Name:	Water Line Relocate – Longmire Road Phase 2B	**Project Code:**	F106
Project Manager:	Engineering		
Location Description:	Longmire Road from FM 3083 (Carter Moore Drive) to Wedgewood		

PROJECT MAP:

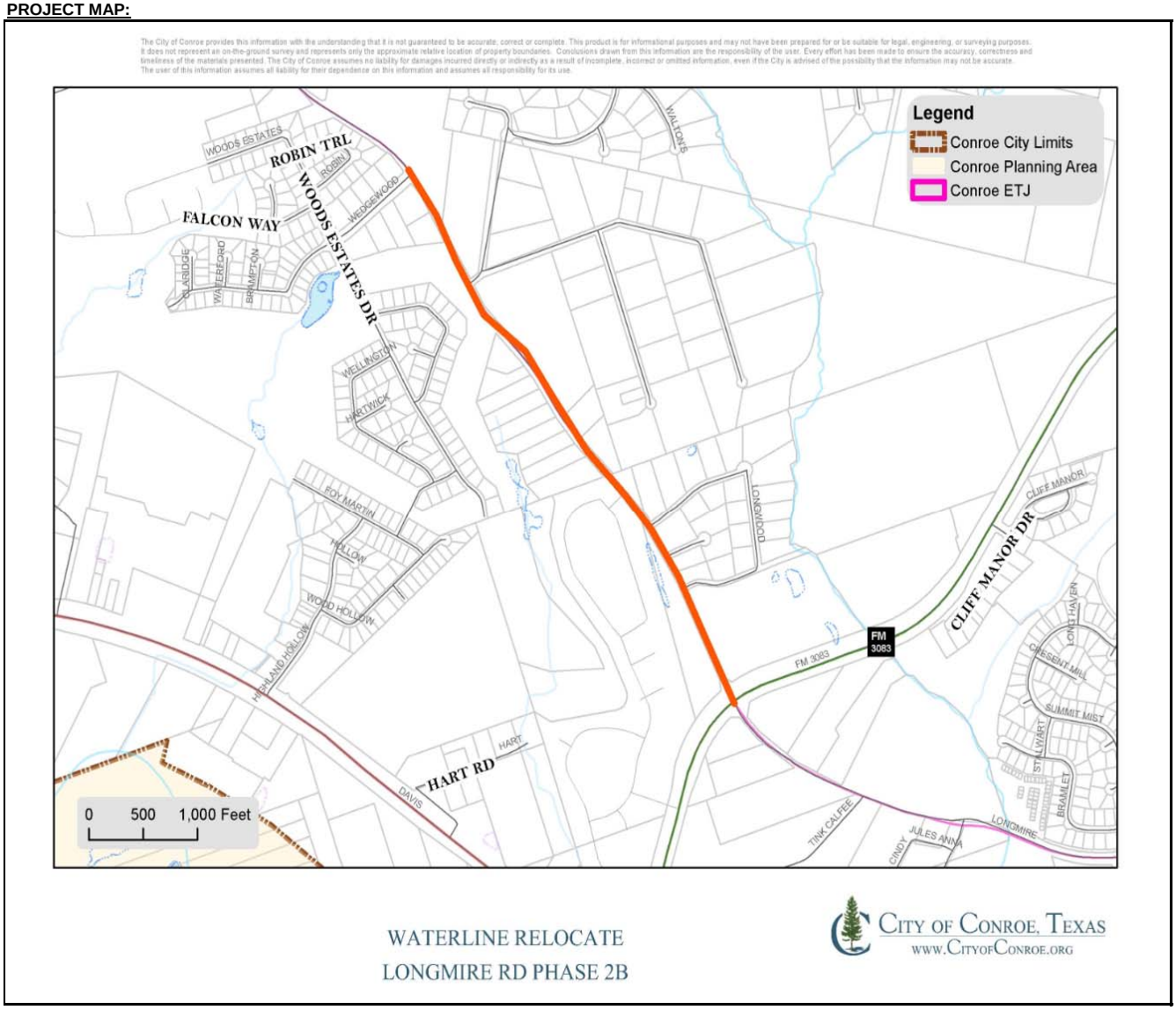

ADDITIONAL PROJECT DETAILS:

Capital Improvement Program
Project Sheet

Project Type: Water

Project Name: Water Line Relocate - Longmire Road Phase 3 **Project Code:** G11

Project Manager: Engineering

Location Description: Longmire Road from Wedgewood to League Line Road

Summary: The water line will be relocated in conjunction with the roadway construction. This project consists of relocating approximately 1,260 linear feet of existing 16" water line. This is connected to an existing Street CIP project.

Project Start Date: October 2017

Project End Date: September 2019

REVENUE SOURCE	Prior Budgets	2018-2019	2019-2020	2020-2021	2021-2022	2022-2023	2023-2028	TOTAL COST
General Obligation Bonds	$ -	$ -	$ -	$ -	$ -	$ -	$ -	$ -
Certificates of Obligation	-	-	-	-	-	-	-	-
Revenue Bonds	-	-	-	-	-	-	-	-
Interest Income	-	-	-	-	-	-	-	-
Intergovernmental	-	-	-	-	-	-	-	-
Transfers In	-	276,000	-	-	-	-	-	276,000
Other Sources*	-	-	-	-	-	-	-	-
TOTAL REVENUE	**$ -**	**$ 276,000**	**$ -**	**$ -**	**$ -**	**$ -**	**$ -**	**$ 276,000**

* Other Sources		
	Water & Sewer Operating Fund Capital Reserve	$ 276,000
		$ -
		$ 276,000

COST BREAKDOWN

KEY COST DESCRIPTIONS	Prior Budgets	2018-2019	2019-2020	2020-2021	2021-2022	2022-2023	2023-2028	TOTAL COST
1111-Land Acquisition	$ -	$ -	$ -	$ -	$ -	$ -	$ -	$ -
1112-Planning Design (Outside)	-	-	-	-	-	-	-	-
1113-Testing/Inspection	-	-	-	-	-	-	-	-
1114-Construction (Outside)	-	276,000	-	-	-	-	-	276,000
1116-Materials	-	-	-	-	-	-	-	-
1117-Machinery/Equipment	-	-	-	-	-	-	-	-
1118-Miscellaneous	-	-	-	-	-	-	-	-
TOTAL COST	**$ -**	**$ 276,000**	**$ -**	**$ -**	**$ -**	**$ -**	**$ -**	**$ 276,000**

Note: Inflation has been added to projected costs in future years.

PROJECTED ANNUAL OPERATING IMPACT	2018-2019	2019-2020	2020-2021	2021-2022	2022-2023	2023-2028	TOTAL COST
Revenues	$ -	$ -	$ -	$ -	$ -	$ -	$ -
Charges for Service	-	-	-	-	-	-	-
Other Revenues	-	-	-	-	-	-	-
Subtotal-Revenues	$ -	$ -	$ -	$ -	$ -	$ -	$ -
Expenses							
Personnel Service	$ -	$ -	$ -	$ -	$ -	$ -	$ -
Supplies	-	-	-	-	-	-	-
Contractual Services	-	-	-	-	-	-	-
Capital Outlay	-	-	-	-	-	-	-
NET TOTAL COST	$ -	$ -	$ -	$ -	$ -	$ -	$ -

Capital Improvement Program
Project Sheet

Project Type: Water

Project Name: Water Line Relocate - Longmire Road Phase 3 **Project Code:** G11

Project Manager: Engineering

Location Description: Longmire Road from Wedgewood to League Line Road

PROJECT MAP:

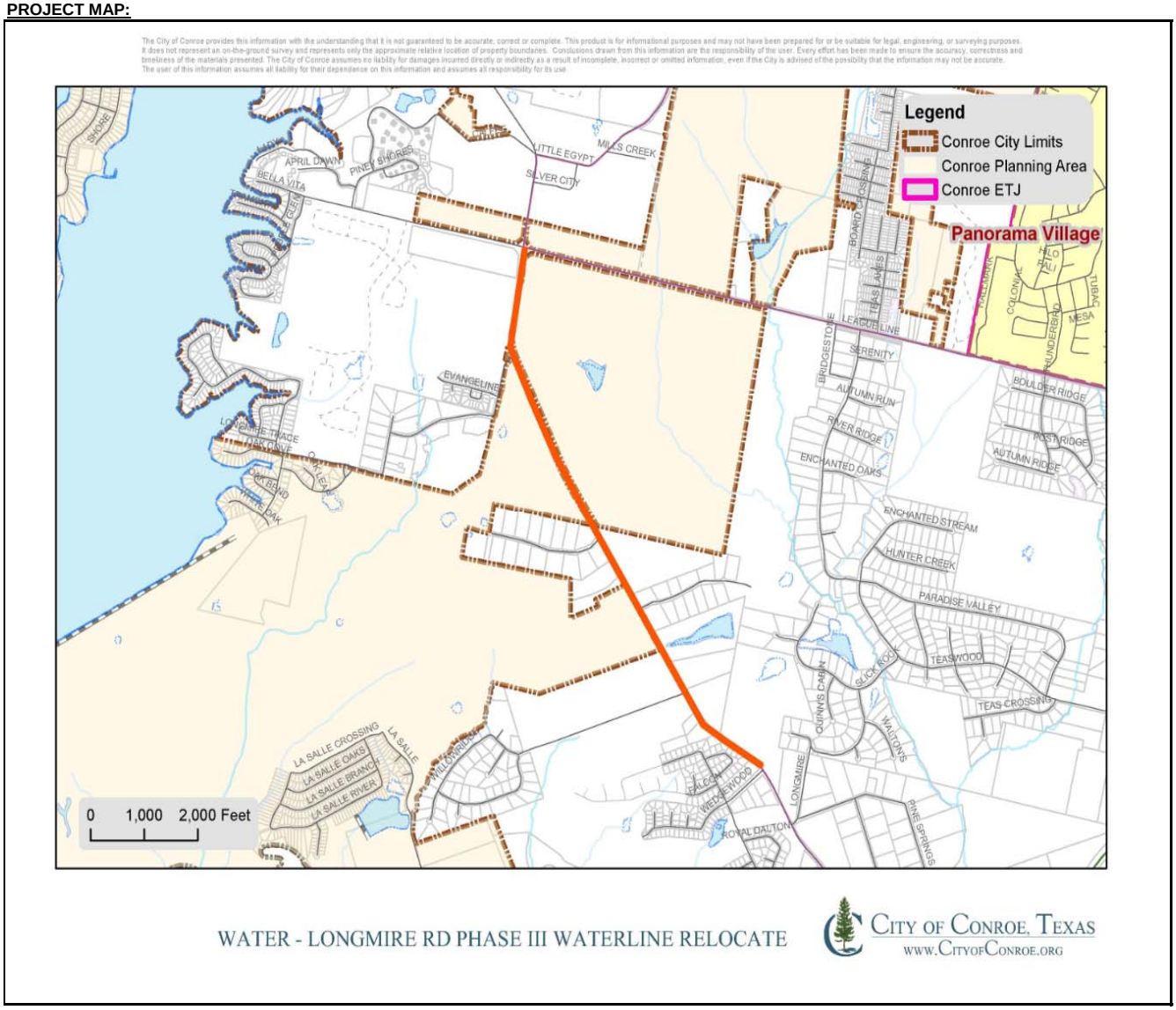

WATER - LONGMIRE RD PHASE III WATERLINE RELOCATE

City of Conroe, Texas
www.CityofConroe.org

ADDITIONAL PROJECT DETAILS:

Capital Improvement Program
Project Sheet

Project Type: Water

Project Name: Jasper Water Well & Tank Rehab - Robinwood **Project Code:** F97

Project Manager: Engineering

Location Description: Current Robinwood Well Site

Summary: This project includes construction of a water well to draw from the Jasper aquifer at the Robinwood water well site and rehabilitation of the existing elevated storage tank.

Project Start Date: October 2017

Project End Date: September 2019

REVENUE SOURCE	Prior Budgets	2018-2019	2019-2020	2020-2021	2021-2022	2022-2023	2023-2028	TOTAL COST
General Obligation Bonds	$ -	$ -	$ -	$ -	$ -	$ -	$ -	$ -
Certificates of Obligation	-	2,100,000	-	-	-	-	-	2,100,000
Revenue Bonds	-	-	-	-	-	-	-	-
Interest Income	-	-	-	-	-	-	-	-
Intergovernmental	-	-	-	-	-	-	-	-
Transfers In	-	-	-	-	-	-	-	-
Other Sources*	-	-	-	-	-	-	-	-
TOTAL REVENUE	**$ -**	**$ 2,100,000**	**$ -**	**$ -**	**$ -**	**$ -**	**$ -**	**$ 2,100,000**

* Other Sources		
		$ -
		$ -
		$ -

COST BREAKDOWN

KEY COST DESCRIPTIONS	Prior Budgets	2018-2019	2019-2020	2020-2021	2021-2022	2022-2023	2023-2028	TOTAL COST
1111-Land Acquisition	$ -	$ -	$ -	$ -	$ -	$ -	$ -	$ -
1112-Planning Design (Outside)	-	-	-	-	-	-	-	-
1113-Testing/Inspection	-	-	-	-	-	-	-	-
1114-Construction (Outside)	-	2,095,000	-	-	-	-	-	2,095,000
1116-Materials	-	-	-	-	-	-	-	-
1117-Machinery/Equipment	-	-	-	-	-	-	-	-
1118-Miscellaneous	-	-	-	-	-	-	-	-
TOTAL COST	**$ -**	**$ 2,095,000**	**$ -**	**$ -**	**$ -**	**$ -**	**$ -**	**$ 2,095,000**

Note: Inflation has been added to projected costs in future years.

PROJECTED ANNUAL OPERATING IMPACT	2018-2019	2019-2020	2020-2021	2021-2022	2022-2023	2023-2028	TOTAL COST
Revenues	$ -	$ -	$ -	$ -	$ -	$ -	$ -
Charges for Service	-	-	-	-	-	-	-
Other Revenues	-	-	-	-	-	-	-
Subtotal-Revenues	$ -	$ -	$ -	$ -	$ -	$ -	$ -
Expenses							
Personnel Service	$ -	$ -	$ -	$ -	$ -	$ -	$ -
Supplies	-	-	-	-	-	-	-
Contractual Services	-	-	-	-	-	-	-
Capital Outlay	-	-	-	-	-	-	-
NET TOTAL COST	$ -	$ -	$ -	$ -	$ -	$ -	$ -

Capital Improvement Program
Project Sheet

Project Type: Water

Project Name: Jasper Water Well & Tank Rehab - Robinwood **Project Code:** F97

Project Manager: Engineering

Location Description: Current Robinwood Well Site

PROJECT MAP:

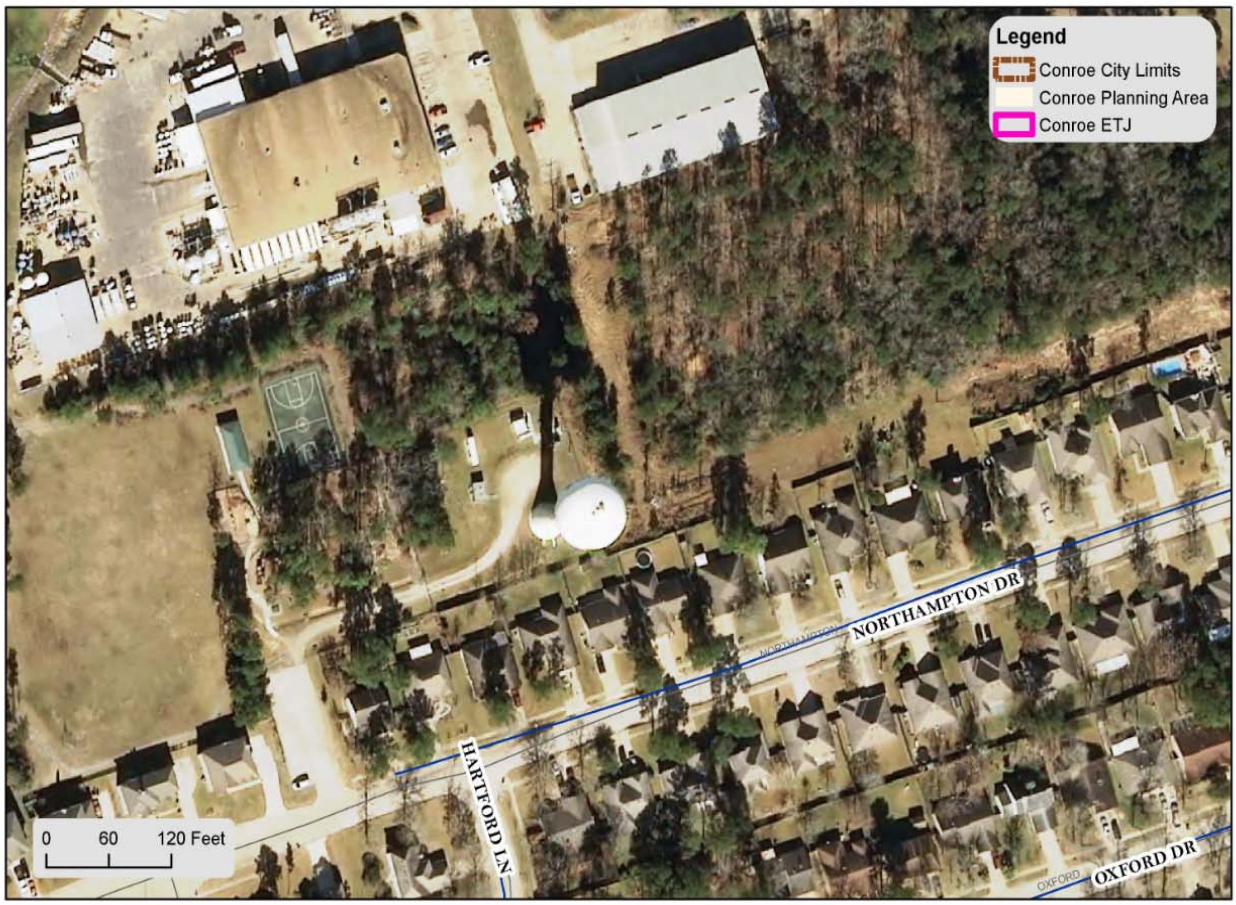

ROBINWOOD WELL

City of Conroe, Texas
www.CityofConroe.org

ADDITIONAL PROJECT DETAILS:

Capital Improvement Program
Project Sheet

Project Type: Water

Project Name: Water Line Extension – SH 105 West **Project Code:** G12

Project Manager: Engineering

Location Description: SH 105 from Beech Road to McCaleb

Summary: This project consists of installing approximately 9,200 linear feet of 12" water line and construct a 500,000 gallon ground storage tank and booster station.

Project Start Date: October 2018

Project End Date: September 2019

REVENUE SOURCE	Prior Budgets	2018-2019	2019-2020	2020-2021	2021-2022	2022-2023	2023-2028	TOTAL COST
General Obligation Bonds	$ -	$ -	$ -	$ -	$ -	$ -	$ -	**$ -**
Certificates of Obligation	400,000	1,100,000	-	-	-	-	-	**1,500,000**
Revenue Bonds	-	-	-	-	-	-	-	**-**
Interest Income	-	-	-	-	-	-	-	**-**
Intergovernmental	-	-	-	-	-	-	-	**-**
Transfers In	-	2,200,000	-	-	-	-	-	**2,200,000**
Other Sources*	-	-	-	-	-	-	-	**-**
TOTAL REVENUE	**$ 400,000**	**$ 3,300,000**	**$ -**	**$ -**	**$ -**	**$ -**	**$ -**	**$ 3,700,000**

*** Other Sources**	Water & Sewer Operating Fund Capital Reserve - previously G12 Water Well Catahoula (Little Egypt)	$ 2,200,000
	2017B-2 COs	$ 400,000
		$ 2,600,000

COST BREAKDOWN

KEY COST DESCRIPTIONS	Prior Budgets	2018-2019	2019-2020	2020-2021	2021-2022	2022-2023	2023-2028	TOTAL COST
1111-Land Acquisition	$ -	$ -	$ -	$ -	$ -	$ -	$ -	**$ -**
1112-Planning Design (Outside)	330,000	-	-	-	-	-	-	**330,000**
1113-Testing/Inspection	-	-	-	-	-	-	-	**-**
1114-Construction (Outside)	70,000	3,300,000	-	-	-	-	-	**3,370,000**
1116-Materials	-	-	-	-	-	-	-	**-**
1117-Machinery/Equipment	-	-	-	-	-	-	-	**-**
1118-Miscellaneous	-	-	-	-	-	-	-	**-**
TOTAL COST	**$ 400,000**	**$ 3,300,000**	**$ -**	**$ -**	**$ -**	**$ -**	**$ -**	**$ 3,700,000**

Note: Inflation has been added to projected costs in future years.

PROJECTED ANNUAL OPERATING IMPACT	2018-2019	2019-2020	2020-2021	2021-2022	2022-2023	2023-2028	TOTAL COST
Revenues	$ -	$ -	$ -	$ -	$ -	$ -	**$ -**
Charges for Service	-	-	-	-	-	-	**-**
Other Revenues	-	-	-	-	-	-	**-**
Subtotal-Revenues	$ -	$ -	$ -	$ -	$ -	$ -	**$ -**
Expenses							
Personnel Service	$ -	$ -	$ -	$ -	$ -	$ -	**$ -**
Supplies	-	-	-	-	-	-	**-**
Contractual Services	-	-	-	-	-	-	**-**
Capital Outlay	-	-	-	-	-	-	**-**
NET TOTAL COST	**$ -**	**$ -**	**$ -**	**$ -**	**$ -**	**$ -**	**$ -**

Capital Improvement Program
Project Sheet

Project Type:	Water		
Project Name:	Water Line Extension – SH 105 West	**Project Code:**	G12
Project Manager:	Engineering		
Location Description:	SH 105 from Beech Road to McCaleb		

PROJECT MAP:

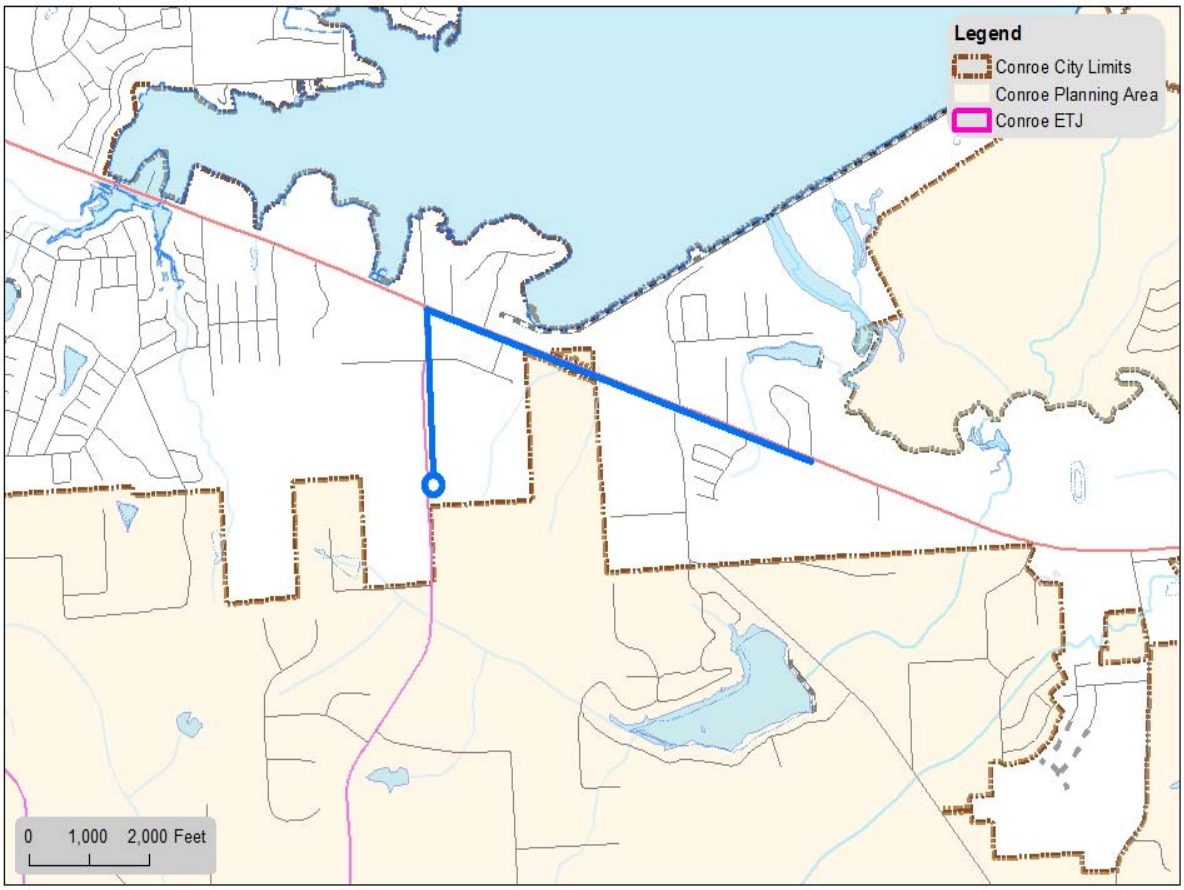

N

P-TBD WATER
WATER LINE EXTENSION
HWY 105 W FROM BEACH RD TO MC CALEB RD

City of Conroe, Texas
www.CityofConroe.org

ADDITIONAL PROJECT DETAILS:

Capital Improvement Program
Project Sheet

Project Type: Water

Project Name: Jasper Water Well & Ground Storage Tank - FM 1488

Project Code: F96

Project Manager: Engineering

Location Description: FM 1488

Summary: Install a Jasper water well and a 1-million ground storage tank and pump station.

Project Start Date: October 2017

Project End Date: September 2019

REVENUE SOURCE	Prior Budgets	2018-2019	2019-2020	2020-2021	2021-2022	2022-2023	2023-2028	TOTAL COST
General Obligation Bonds	$ -	$ -	$ -	$ -	$ -	$ -	$ -	$ -
Certificates of Obligation	-	5,641,000	-	-	-	-	-	5,641,000
Revenue Bonds	-	-	-	-	-	-	-	-
Interest Income	-	-	-	-	-	-	-	-
Intergovernmental	-	-	-	-	-	-	-	-
Transfers In	-	-	-	-	-	-	-	-
Other Sources*	-	-	-	-	-	-	-	-
TOTAL REVENUE	**$ -**	**$ 5,641,000**	**$ -**	**$ -**	**$ -**	**$ -**	**$ -**	**$ 5,641,000**

* Other Sources		
		$ -
		$ -
		$ -

COST BREAKDOWN

KEY COST DESCRIPTIONS	Prior Budgets	2018-2019	2019-2020	2020-2021	2021-2022	2022-2023	2023-2028	TOTAL COST
1111-Land Acquisition	$ -	$ 300,000	$ -	$ -	$ -	$ -	$ -	$ 300,000
1112-Planning Design (Outside)	-	443,000	-	-	-	-	-	443,000
1113-Testing/Inspection	-	-	-	-	-	-	-	-
1114-Construction (Outside)	-	4,893,000	-	-	-	-	-	4,893,000
1116-Materials	-	-	-	-	-	-	-	-
1117-Machinery/Equipment	-	-	-	-	-	-	-	-
1118-Miscellaneous	-	-	-	-	-	-	-	-
TOTAL COST	**$ -**	**$ 5,636,000**	**$ -**	**$ -**	**$ -**	**$ -**	**$ -**	**$ 5,636,000**

Note: Inflation has been added to projected costs in future years.

PROJECTED ANNUAL OPERATING IMPACT	2018-2019	2019-2020	2020-2021	2021-2022	2022-2023	2023-2028	TOTAL COST
Revenues	$ -	$ -	$ -	$ -	$ -	$ -	$ -
Charges for Service	-	-	-	-	-	-	-
Other Revenues	-	-	-	-	-	-	-
Subtotal-Revenues	$ -	$ -	$ -	$ -	$ -	$ -	$ -
Expenses							
Personnel Service	$ -	$ -	$ -	$ -	$ -	$ -	$ -
Supplies	-	-	-	-	-	-	-
Contractual Services	-	-	-	-	-	-	-
Capital Outlay	-	-	-	-	-	-	-
NET TOTAL COST	$ -	$ -	$ -	$ -	$ -	$ -	$ -

Capital Improvement Program
Project Sheet

Project Type: Water

Project Name: Jasper Water Well & Ground Storage Tank - FM 1488

Project Code: F96

Project Manager: Engineering

Location Description: FM 1488

PROJECT MAP:

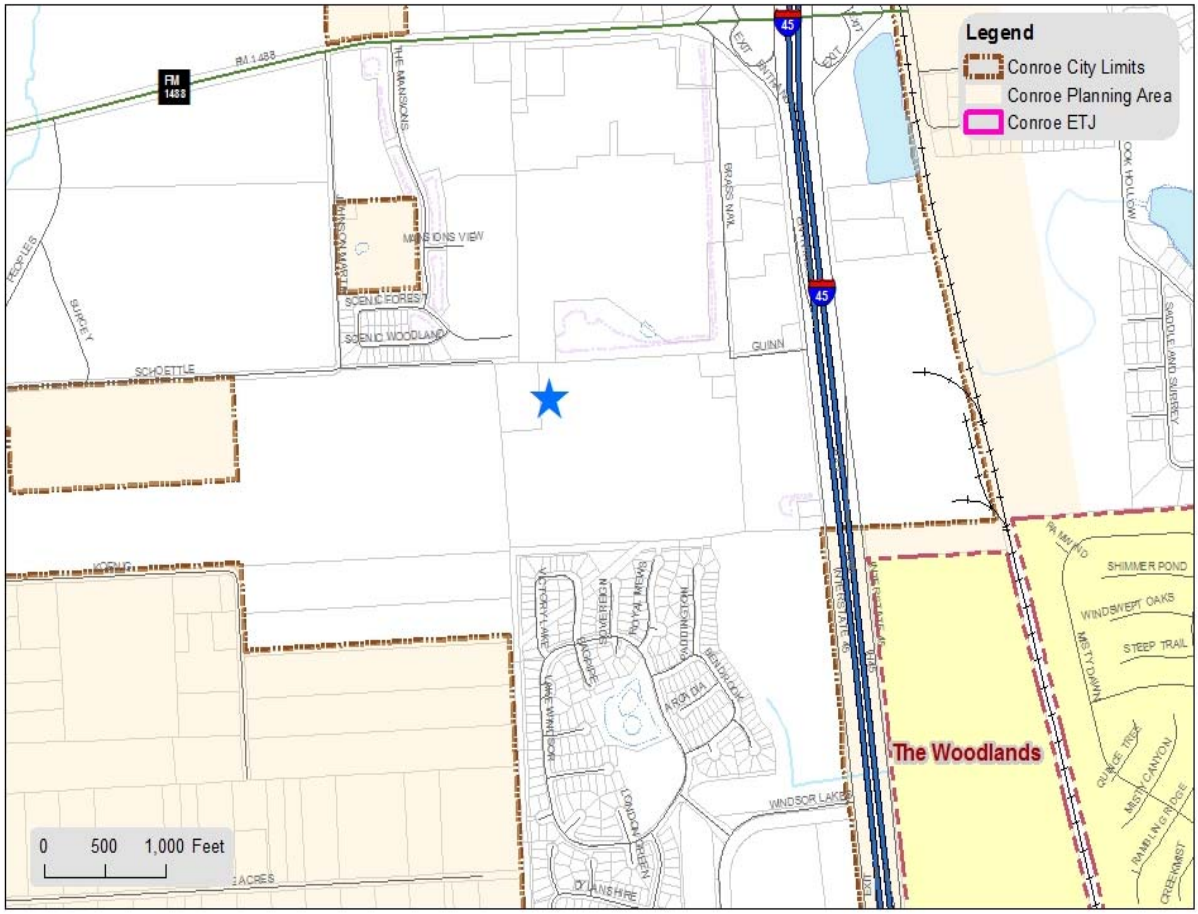

Jasper Water Well & Ground Storage Tank - FM 1488

City of Conroe, Texas
www.CityofConroe.org

ADDITIONAL PROJECT DETAILS:

Capital Improvement Program
Project Sheet

Project Type: Water

Project Name: Water Line Extension - Sgt. Ed Holcomb **Project Code:** G63

Project Manager: Engineering

Location Description: Sgt. Ed Holcomb between Anderson Road and Old Magnolia Road

Summary: Approximately 3,500 linear feet of 8-inch water line from Cayden Creek entrance, north to Anderson Road, and a pressure reducing valve at Sgt. Ed Holcomb.

Project Start Date: October 2017

Project End Date: September 2019

REVENUE SOURCE	Prior Budgets	2018-2019	2019-2020	2020-2021	2021-2022	2022-2023	2023-2028	TOTAL COST
General Obligation Bonds	$ -	$ -	$ -	$ -	$ -	$ -	$ -	$ -
Certificates of Obligation	-	1,030,000	-	-	-	-	-	1,030,000
Revenue Bonds	-	-	-	-	-	-	-	-
Interest Income	-	-	-	-	-	-	-	-
Intergovernmental	-	-	-	-	-	-	-	-
Transfers In	-	-	-	-	-	-	-	-
Other Sources*	-	-	-	-	-	-	-	-
TOTAL REVENUE	**$ -**	**$ 1,030,000**	**$ -**	**$ -**	**$ -**	**$ -**	**$ -**	**$ 1,030,000**

* Other Sources		
		$ -
		$ -
		$ -

COST BREAKDOWN

KEY COST DESCRIPTIONS	Prior Budgets	2018-2019	2019-2020	2020-2021	2021-2022	2022-2023	2023-2028	TOTAL COST
1111-Land Acquisition	$ -	$ 35,000	$ -	$ -	$ -	$ -	$ -	$ 35,000
1112-Planning Design (Outside)	-	-	-	-	-	-	-	-
1113-Testing/Inspection	-	-	-	-	-	-	-	-
1114-Construction (Outside)	-	930,000	-	-	-	-	-	930,000
1116-Materials	-	-	-	-	-	-	-	-
1117-Machinery/Equipment	-	-	-	-	-	-	-	-
1118-Miscellaneous	-	-	-	-	-	-	-	-
TOTAL COST	**$ -**	**$ 965,000**	**$ -**	**$ -**	**$ -**	**$ -**	**$ -**	**$ 965,000**

Note: Inflation has been added to projected costs in future years.

PROJECTED ANNUAL OPERATING IMPACT	2018-2019	2019-2020	2020-2021	2021-2022	2022-2023	2023-2028	TOTAL COST
Revenues	$ -	$ -	$ -	$ -	$ -	$ -	$ -
Charges for Service	-	-	-	-	-	-	-
Other Revenues	-	-	-	-	-	-	-
Subtotal-Revenues	$ -	$ -	$ -	$ -	$ -	$ -	$ -
Expenses							
Personnel Service	$ -	$ -	$ -	$ -	$ -	$ -	$ -
Supplies	-	-	-	-	-	-	-
Contractual Services	-	-	-	-	-	-	-
Capital Outlay	-	-	-	-	-	-	-
NET TOTAL COST	**$ -**	**$ -**	**$ -**	**$ -**	**$ -**	**$ -**	**$ -**

Capital Improvement Program
Project Sheet

Project Type:	Water		
Project Name:	Water Line Extension - Sgt. Ed Holcomb	**Project Code:**	G63
Project Manager:	Engineering		
Location Description:	Sgt. Ed Holcomb between Anderson Road and Old Magnolia Road		

PROJECT MAP:

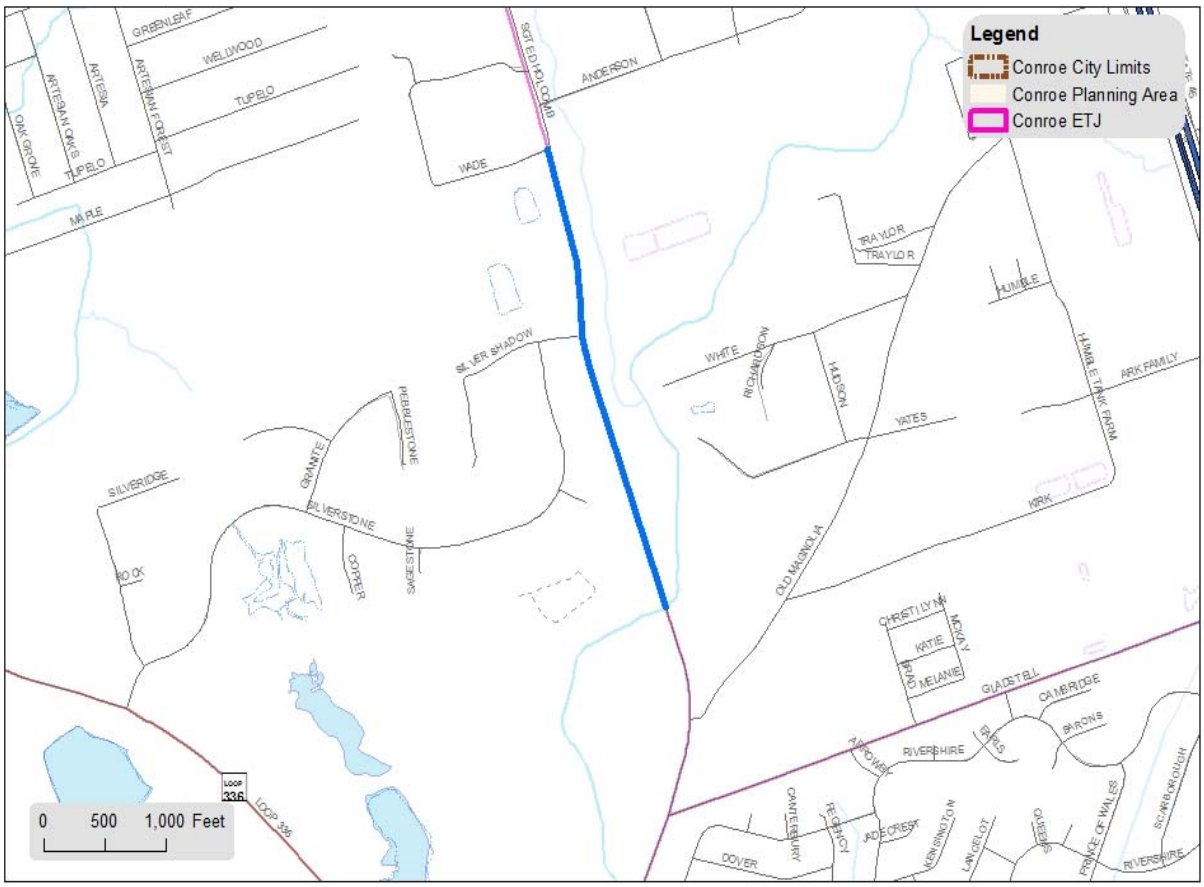

Water Line Extension - Sgt Ed Holcomb

CITY OF CONROE

ADDITIONAL PROJECT DETAILS:

Capital Improvement Program
Project Sheet

Project Type: Water

Project Name: Water Line Extension - Camelot **Project Code:** G72

Project Manager: Engineering

Location Description: SH 105 to Existing Camelot Street and along Camelot Street to Sgt. Ed Holcomb

Summary: This project is to construct approximately 2,600 linear feet of 8" water line to service future development. This project is connected to the Street CIP - Camelot Road Extension.

Project Start Date: October 2018

Project End Date: September 2019

REVENUE SOURCE	Prior Budgets	2018-2019	2019-2020	2020-2021	2021-2022	2022-2023	2023-2028	TOTAL COST
General Obligation Bonds	$ -	$ -	$ -	$ -	$ -	$ -	$ -	$ -
Certificates of Obligation	-	560,000	-	-	-	-	-	560,000
Revenue Bonds	-	-	-	-	-	-	-	-
Interest Income	-	-	-	-	-	-	-	-
Intergovernmental	-	-	-	-	-	-	-	-
Transfers In	-	-	-	-	-	-	-	-
Other Sources*	-	-	-	-	-	-	-	-
TOTAL REVENUE	**$ -**	**$ 560,000**	**$ -**	**$ -**	**$ -**	**$ -**	**$ -**	**$ 560,000**

* Other Sources		
		$ -
		$ -
		$ -

COST BREAKDOWN

KEY COST DESCRIPTIONS	Prior Budgets	2018-2019	2019-2020	2020-2021	2021-2022	2022-2023	2023-2028	TOTAL COST
1111-Land Acquisition	$ -	$ -	$ -	$ -	$ -	$ -	$ -	$ -
1112-Planning Design (Outside)	-	-	-	-	-	-	-	-
1113-Testing/Inspection	-	-	-	-	-	-	-	-
1114-Construction (Outside)	-	560,000	-	-	-	-	-	560,000
1116-Materials	-	-	-	-	-	-	-	-
1117-Machinery/Equipment	-	-	-	-	-	-	-	-
1118-Miscellaneous	-	-	-	-	-	-	-	-
TOTAL COST	**$ -**	**$ 560,000**	**$ -**	**$ -**	**$ -**	**$ -**	**$ -**	**$ 560,000**

Note: Inflation has been added to projected costs in future years.

PROJECTED ANNUAL OPERATING IMPACT	2018-2019	2019-2020	2020-2021	2021-2022	2022-2023	2023-2028	TOTAL COST
Revenues	$ -	$ -	$ -	$ -	$ -	$ -	$ -
Charges for Service	-	-	-	-	-	-	-
Other Revenues	-	-	-	-	-	-	-
Subtotal-Revenues	$ -	$ -	$ -	$ -	$ -	$ -	$ -
Expenses							
Personnel Service	$ -	$ -	$ -	$ -	$ -	$ -	$ -
Supplies	-	-	-	-	-	-	-
Contractual Services	-	-	-	-	-	-	-
Capital Outlay	-	-	-	-	-	-	-
NET TOTAL COST	**$ -**	**$ -**	**$ -**	**$ -**	**$ -**	**$ -**	**$ -**

Capital Improvement Program
Project Sheet

Project Type: Water

Project Name: Water Line Extension - Camelot **Project Code:** G72

Project Manager: Engineering

Location Description: SH 105 to Existing Camelot Street and along Camelot Street to Sgt. Ed Holcomb

PROJECT MAP:

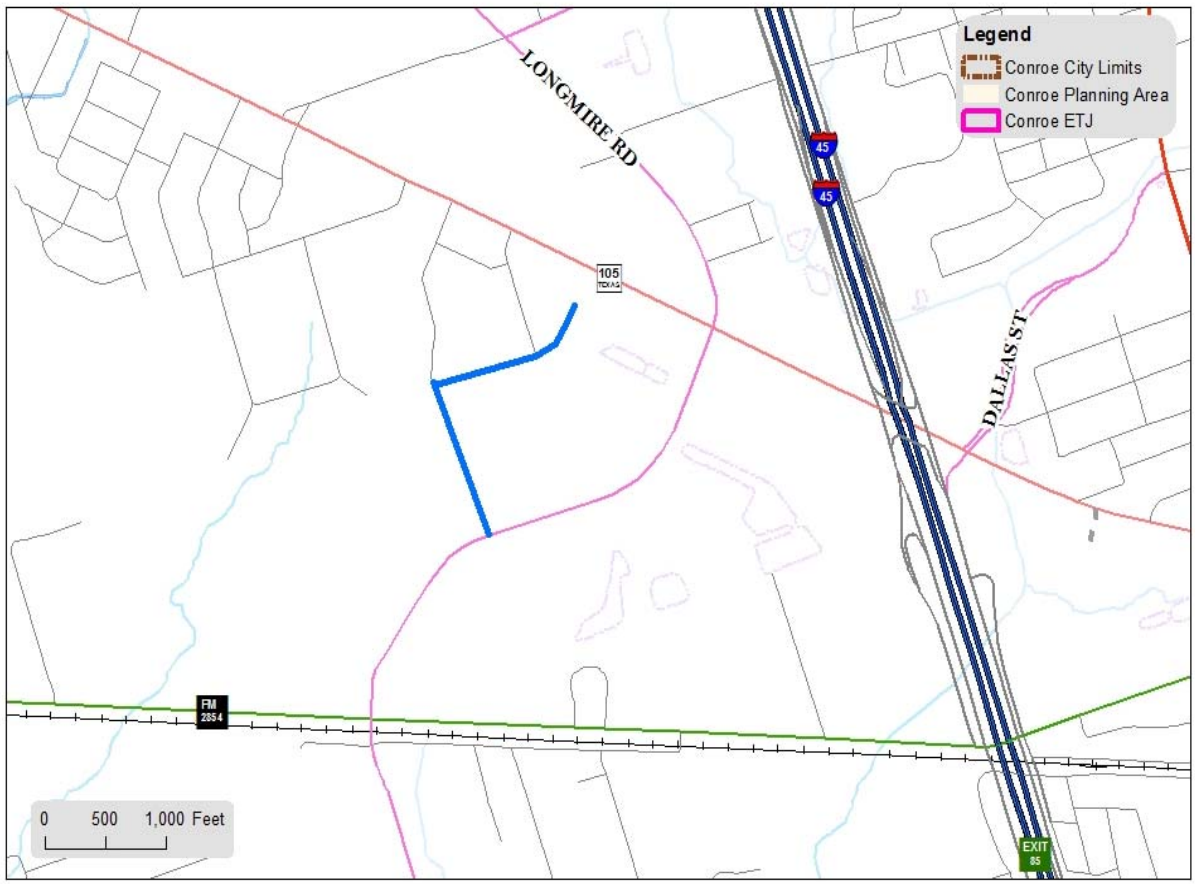

WATER LINE EXTENSION - CAMELOT

City of Conroe, Texas
www.CityofConroe.org

ADDITIONAL PROJECT DETAILS:

Capital Improvement Program
Project Sheet

Project Type: Water

Project Name: Catahoula Water Well - SH 105 West **Project Code:** HO3

Project Manager: Engineering

Location Description: McCaleb Road

Summary:

Project Start Date: October 2019

Project End Date: September 2020

REVENUE SOURCE	Prior Budgets	2018-2019	2019-2020	2020-2021	2021-2022	2022-2023	2023-2028	TOTAL COST
General Obligation Bonds	$ -	$ -	$ -	$ -	$ -	$ -	$ -	**$ -**
Certificates of Obligation	-	261,000	-	-	-	-	-	**261,000**
Revenue Bonds	-	-	3,296,000	-	-	-	-	**3,296,000**
Interest Income	-	-	-	-	-	-	-	**-**
Intergovernmental	-	-	-	-	-	-	-	**-**
Transfers In	-	-	-	-	-	-	-	**-**
Other Sources*	-	-	-	-	-	-	-	**-**
TOTAL REVENUE	**$ -**	**$ 261,000**	**$ 3,296,000**	**$ -**	**$ -**	**$ -**	**$ -**	**$ 3,557,000**

* Other Sources		
		$ -
		$ -
		$ -

COST BREAKDOWN

KEY COST DESCRIPTIONS	Prior Budgets	2018-2019	2019-2020	2020-2021	2021-2022	2022-2023	2023-2028	TOTAL COST
1111-Land Acquisition	$ -	$ -	$ -	$ -	$ -	$ -	$ -	**$ -**
1112-Planning Design (Outside)	-	261,000	-	-	-	-	-	**261,000**
1113-Testing/Inspection	-	-	-	-	-	-	-	**-**
1114-Construction (Outside)	-	-	3,296,000	-	-	-	-	**3,296,000**
1116-Materials	-	-	-	-	-	-	-	**-**
1117-Machinery/Equipment	-	-	-	-	-	-	-	**-**
1118-Miscellaneous	-	-	-	-	-	-	-	**-**
TOTAL COST	**$ -**	**$ 261,000**	**$ 3,296,000**	**$ -**	**$ -**	**$ -**	**$ -**	**$ 3,557,000**

Note: Inflation has been added to projected costs in future years.

PROJECTED ANNUAL OPERATING IMPACT	2018-2019	2019-2020	2020-2021	2021-2022	2022-2023	2023-2028	TOTAL COST
Revenues	$ -	$ -	$ -	$ -	$ -	$ -	**$ -**
Charges for Service	-	-	-	-	-	-	**-**
Other Revenues	-	-	-	-	-	-	**-**
Subtotal-Revenues	$ -	$ -	$ -	$ -	$ -	$ -	**$ -**
Expenses							
Personnel Service	$ -	$ -	$ -	$ -	$ -	$ -	**$ -**
Supplies	-	-	-	-	-	-	**-**
Contractual Services	-	-	-	-	-	-	**-**
Capital Outlay	-	-	-	-	-	-	**-**
NET TOTAL COST	**$ -**	**$ -**	**$ -**	**$ -**	**$ -**	**$ -**	**$ -**

Capital Improvement Program
Project Sheet

Project Type: Water

Project Name: Catahoula Water Well - SH 105 West **Project Code:** H03

Project Manager: Engineering

Location Description: McCaleb Road

PROJECT MAP:

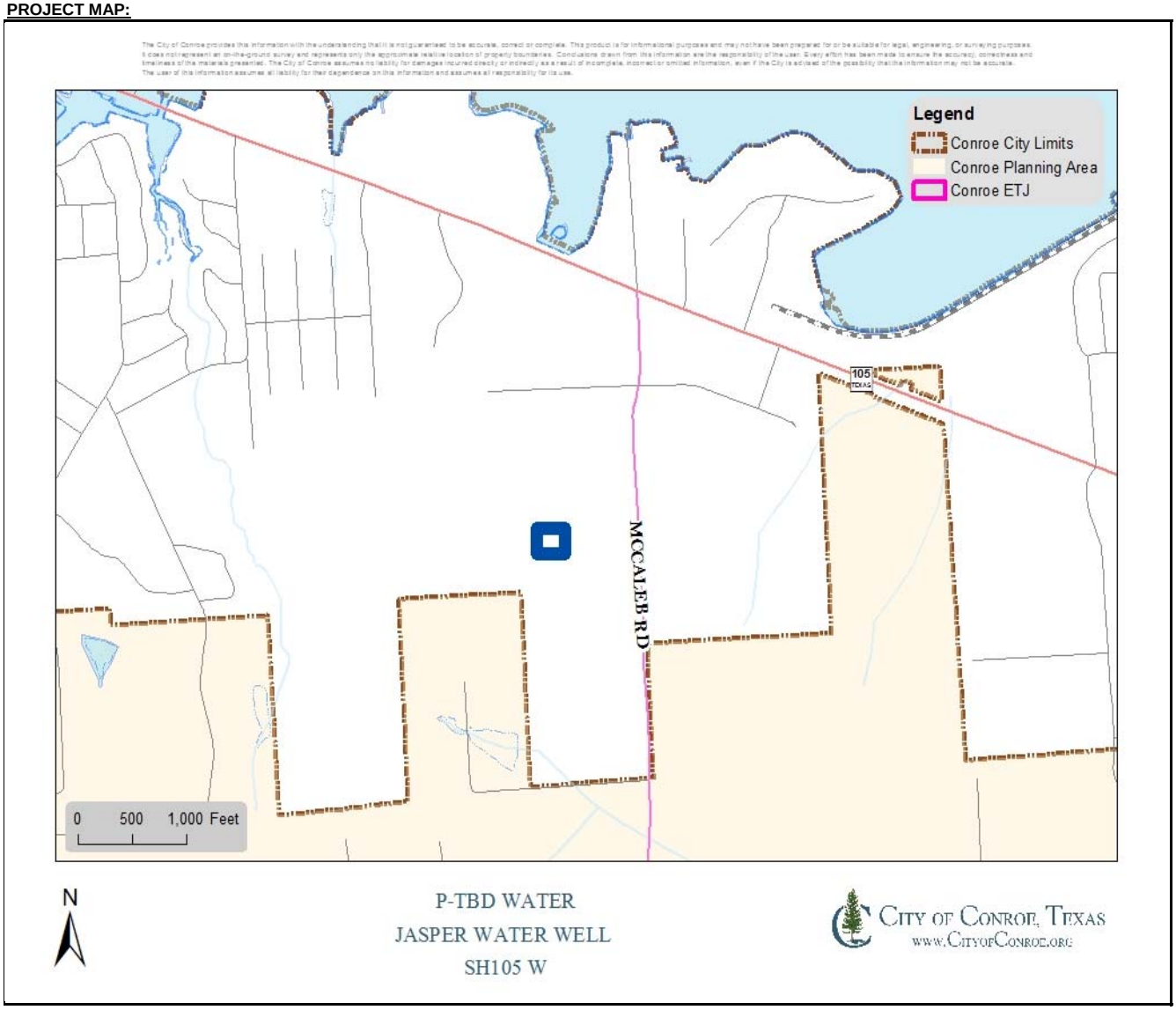

ADDITIONAL PROJECT DETAILS:

Capital Improvement Program
Project Sheet

Project Type: Water

Project Name: Water Line Rehab - Lewis, Roberson, Dallas, and Palestine

Project Code: H04

Project Manager: Engineering

Location Description: Lewis from Frazier to Pacific, Roberson from Lewis to Dallas and Dallas from Roberson to Pacific

Summary: This project includes the upsize of approximately 6,700 linear feet of existing 2-inch to 4-inch water line and 8-inch water line.

Project Start Date: October 2018

Project End Date: September 2020

REVENUE SOURCE	Prior Budgets	2018-2019	2019-2020	2020-2021	2021-2022	2022-2023	2023-2028	TOTAL COST
General Obligation Bonds	$ -	$ -	$ -	$ -	$ -	$ -	$ -	**$ -**
Certificates of Obligation	-	1,130,000	-	-	-	-	-	**1,130,000**
Revenue Bonds	-	-	1,160,000	-	-	-	-	**1,160,000**
Interest Income	-	-	-	-	-	-	-	**-**
Intergovernmental	-	-	-	-	-	-	-	**-**
Transfers In	-	-	-	-	-	-	-	**-**
Other Sources*	-	-	-	-	-	-	-	**-**
TOTAL REVENUE	**$ -**	**$ 1,130,000**	**$ 1,160,000**	**$ -**	**$ -**	**$ -**	**$ -**	**$ 2,290,000**

* Other Sources	
	$ -
	$ -
	$ -

COST BREAKDOWN

KEY COST DESCRIPTIONS	Prior Budgets	2018-2019	2019-2020	2020-2021	2021-2022	2022-2023	2023-2028	TOTAL COST
1111-Land Acquisition	$ -	$ -	$ -	$ -	$ -	$ -	$ -	**$ -**
1112-Planning Design (Outside)	-	-	-	-	-	-	-	**-**
1113-Testing/Inspection	-	-	-	-	-	-	-	**-**
1114-Construction (Outside)	-	1,130,000	1,160,000	-	-	-	-	**2,290,000**
1116-Materials	-	-	-	-	-	-	-	**-**
1117-Machinery/Equipment	-	-	-	-	-	-	-	**-**
1118-Miscellaneous	-	-	-	-	-	-	-	**-**
TOTAL COST	**$ -**	**$ 1,130,000**	**$ 1,160,000**	**$ -**	**$ -**	**$ -**	**$ -**	**$ 2,290,000**

Note: Inflation has been added to projected costs in future years.

PROJECTED ANNUAL OPERATING IMPACT	2018-2019	2019-2020	2020-2021	2021-2022	2022-2023	2023-2028	TOTAL COST
Revenues	$ -	$ -	$ -	$ -	$ -	$ -	**$ -**
Charges for Service	-	-	-	-	-	-	**-**
Other Revenues	-	-	-	-	-	-	**-**
Subtotal-Revenues	$ -	$ -	$ -	$ -	$ -	$ -	**$ -**
Expenses							
Personnel Service	$ -	$ -	$ -	$ -	$ -	$ -	**$ -**
Supplies	-	-	-	-	-	-	**-**
Contractual Services	-	-	-	-	-	-	**-**
Capital Outlay	-	-	-	-	-	-	**-**
NET TOTAL COST	**$ -**	**$ -**	**$ -**	**$ -**	**$ -**	**$ -**	**$ -**

Capital Improvement Program
Project Sheet

Project Type:	Water		
Project Name:	Water Line Rehab - Lewis, Roberson, Dallas, and Palestine	**Project Code:**	H04
Project Manager:	Engineering		
Location Description:	Lewis from Frazier to Pacific, Roberson from Lewis to Dallas and Dallas from Roberson to Pacific		

PROJECT MAP:

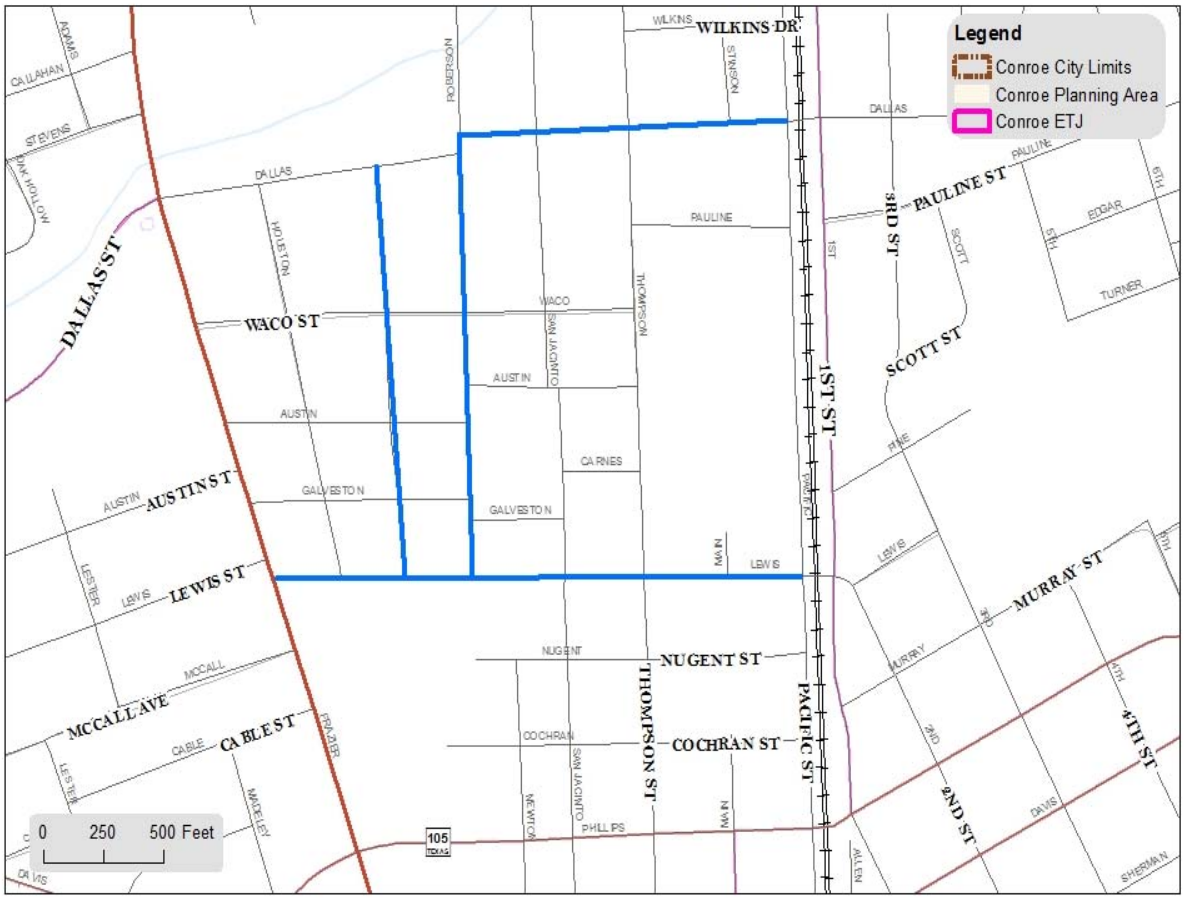

P-TBD WATER
LEWIS, ROBERSON, PALESTINE &
DALLAS AREA WATER REHAB

City of Conroe, Texas
www.CityofConroe.org

ADDITIONAL PROJECT DETAILS:

Capital Improvement Program
Project Sheet

Project Type: Water

Project Name: Water Line Extension - Water Well No. 24 Blending **Project Code:** H05

Project Manager: Engineering

Location Description: Along Water Well No. 24 site to FM 3083, and over to Water Well No. 22 site.

Summary: This project consists of adding approximately 2.5 miles of new 6-inch 180 PSI pressure class PVC.

Project Start Date: October 2018

Project End Date: September 2019

REVENUE SOURCE	Prior Budgets	2018-2019	2019-2020	2020-2021	2021-2022	2022-2023	2023-2028	TOTAL COST
General Obligation Bonds	$ -	$ -	$ -	$ -	$ -	$ -	$ -	$ -
Certificates of Obligation	-	1,000,000	-	-	-	-	-	1,000,000
Revenue Bonds	-	-	-	-	-	-	-	-
Interest Income	-	-	-	-	-	-	-	-
Intergovernmental	-	-	-	-	-	-	-	-
Transfers In	-	-	-	-	-	-	-	-
Other Sources*	-	-	-	-	-	-	-	-
TOTAL REVENUE	**$ -**	**$ 1,000,000**	**$ -**	**$ -**	**$ -**	**$ -**	**$ -**	**$ 1,000,000**

* Other Sources		
		$ -
		$ -
		$ -

COST BREAKDOWN

KEY COST DESCRIPTIONS	Prior Budgets	2018-2019	2019-2020	2020-2021	2021-2022	2022-2023	2023-2028	TOTAL COST
1111-Land Acquisition	$ -	$ -	$ -	$ -	$ -	$ -	$ -	$ -
1112-Planning Design (Outside)	-	60,000	-	-	-	-	-	60,000
1113-Testing/Inspection	-	-	-	-	-	-	-	-
1114-Construction (Outside)	-	940,000	-	-	-	-	-	940,000
1116-Materials	-	-	-	-	-	-	-	-
1117-Machinery/Equipment	-	-	-	-	-	-	-	-
1118-Miscellaneous	-	-	-	-	-	-	-	-
TOTAL COST	**$ -**	**$ 1,000,000**	**$ -**	**$ -**	**$ -**	**$ -**	**$ -**	**$ 1,000,000**

Note: Inflation has been added to projected costs in future years.

PROJECTED ANNUAL OPERATING IMPACT	2018-2019	2019-2020	2020-2021	2021-2022	2022-2023	2023-2028	TOTAL COST
Revenues	$ -	$ -	$ -	$ -	$ -	$ -	$ -
Charges for Service	-	-	-	-	-	-	-
Other Revenues	-	-	-	-	-	-	-
Subtotal-Revenues	$ -	$ -	$ -	$ -	$ -	$ -	$ -
Expenses							
Personnel Service	$ -	$ -	$ -	$ -	$ -	$ -	$ -
Supplies	-	-	-	-	-	-	-
Contractual Services	-	-	-	-	-	-	-
Capital Outlay	-	-	-	-	-	-	-
NET TOTAL COST	$ -	$ -	$ -	$ -	$ -	$ -	$ -

Capital Improvement Program
Project Sheet

Project Type: Water

Project Name: Water Line Extension - Water Well No. 24 Blending **Project Code:** H05

Project Manager: Engineering

Location Description: Along Water Well No. 24 site to FM 3083, and over to Water Well No. 22 site.

PROJECT MAP:

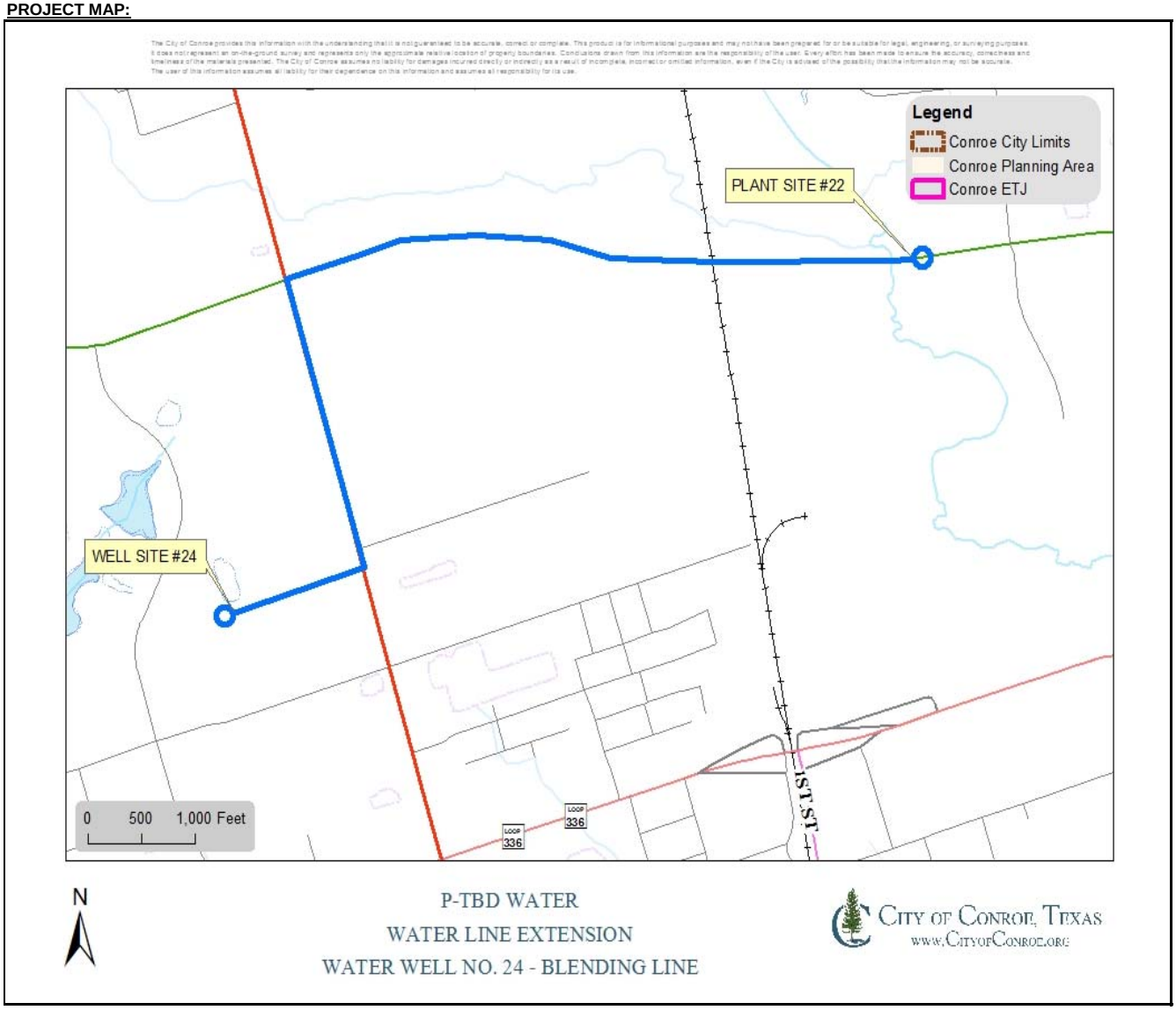

ADDITIONAL PROJECT DETAILS:

Capital Improvement Program
Project Sheet

Project Type: Water

Project Name: Water Line Rehab - West View and Montgomery Park Boulevard

Project Code: H06

Project Manager: Engineering

Location Description: West View Blvd (N. Loop 336 to Montgomery Park Blvd) and Montgomery Park Blvd (N. Loop 336 to West View)

Summary: This project is to remove and replace approximately 3,000 linear feet of 12" AC water lines with PVC C900. This project is connected to the Street CIP - West View Boulevard and Montgomery Park. The water line must be done before the road work. The water lines are under the existing pavement.

Project Start Date: October 2018

Project End Date: September 2019

REVENUE SOURCE	Prior Budgets	2018-2019	2019-2020	2020-2021	2021-2022	2022-2023	2023-2028	TOTAL COST
General Obligation Bonds	$ -	$ -	$ -	$ -	$ -	$ -	$ -	**$ -**
Certificates of Obligation	-	1,056,000	-	-	-	-	-	**1,056,000**
Revenue Bonds	-	-	-	-	-	-	-	**-**
Interest Income	-	-	-	-	-	-	-	**-**
Intergovernmental	-	-	-	-	-	-	-	**-**
Transfers In	-	-	-	-	-	-	-	**-**
Other Sources*	-	-	-	-	-	-	-	**-**
TOTAL REVENUE	**$ -**	**$ 1,056,000**	**$ -**	**$ -**	**$ -**	**$ -**	**$ -**	**$ 1,056,000**

* Other Sources		
		$ -
		$ -
		$ -

COST BREAKDOWN

KEY COST DESCRIPTIONS	Prior Budgets	2018-2019	2019-2020	2020-2021	2021-2022	2022-2023	2023-2028	TOTAL COST
1111-Land Acquisition	$ -	$ -	$ -	$ -	$ -	$ -	$ -	**$ -**
1112-Planning Design (Outside)	-	30,000	-	-	-	-	-	**30,000**
1113-Testing/Inspection	-	-	-	-	-	-	-	**-**
1114-Construction (Outside)	-	1,026,000	-	-	-	-	-	**1,026,000**
1116-Materials	-	-	-	-	-	-	-	**-**
1117-Machinery/Equipment	-	-	-	-	-	-	-	**-**
1118-Miscellaneous	-	-	-	-	-	-	-	**-**
TOTAL COST	**$ -**	**$ 1,056,000**	**$ -**	**$ -**	**$ -**	**$ -**	**$ -**	**$ 1,056,000**

Note: Inflation has been added to projected costs in future years.

PROJECTED ANNUAL OPERATING IMPACT	2018-2019	2019-2020	2020-2021	2021-2022	2022-2023	2023-2028	TOTAL COST
Revenues	$ -	$ -	$ -	$ -	$ -	$ -	**$ -**
Charges for Service	-	-	-	-	-	-	**-**
Other Revenues	-	-	-	-	-	-	**-**
Subtotal-Revenues	$ -	$ -	$ -	$ -	$ -	$ -	**$ -**
Expenses							
Personnel Service	$ -	$ -	$ -	$ -	$ -	$ -	**$ -**
Supplies	-	-	-	-	-	-	**-**
Contractual Services	-	-	-	-	-	-	**-**
Capital Outlay	-	-	-	-	-	-	**-**
NET TOTAL COST	**$ -**	**$ -**	**$ -**	**$ -**	**$ -**	**$ -**	**$ -**

Capital Improvement Program
Project Sheet

Project Type:	Water		
Project Name:	Water Line Rehab - West View and Montgomery Park Boulevard	**Project Code:**	H06
Project Manager:	Engineering		
Location Description:	West View Blvd (N. Loop 336 to Montgomery Park Blvd) and Montgomery Park Blvd (N. Loop 336 to West View)		

PROJECT MAP:

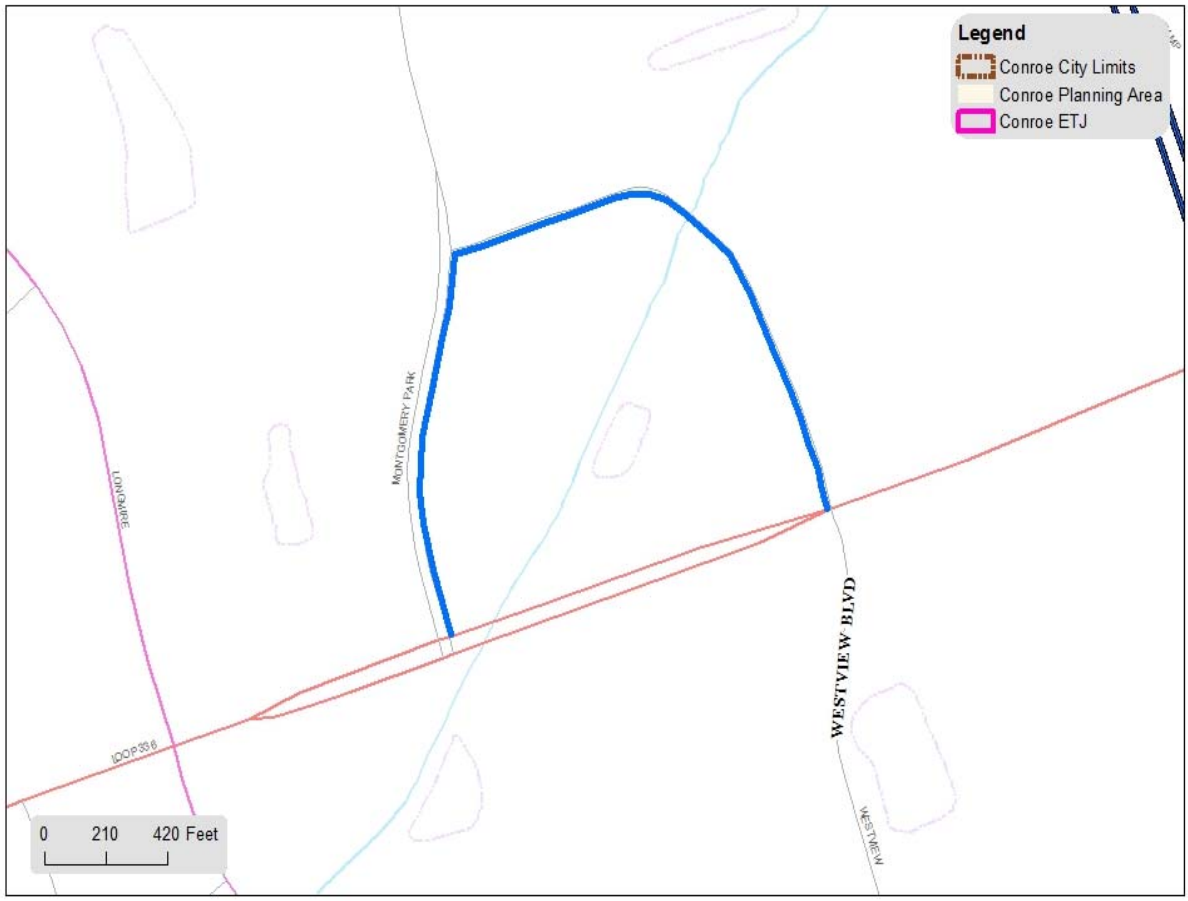

P-TBD WATER
WESTVIEW AREA WATERLINE REHAB

City of Conroe, Texas
www.CityofConroe.org

ADDITIONAL PROJECT DETAILS:

Capital Improvement Program
Project Sheet

Project Type: Water

Project Name: Water Line Rehab - Academy Drive and Pozos Area **Project Code:** H07

Project Manager: Engineering

Location Description: Academy Drive (N. 1st Street to End), Criminal Justice Drive (Hillbig to Academy), Pozos

Summary: This project is to remove and replace approximately 1,900 linear feet of 6" water lines and 2,435 linear feet of 8" AC pipes with new PVC C900 water lines.

Project Start Date: October 2018

Project End Date: September 2019

REVENUE SOURCE	Prior Budgets	2018-2019	2019-2020	2020-2021	2021-2022	2022-2023	2023-2028	TOTAL COST
General Obligation Bonds	$ -	$ -	$ -	$ -	$ -	$ -	$ -	$ -
Certificates of Obligation	-	798,000	-	-	-	-	-	798,000
Revenue Bonds	-	-	-	-	-	-	-	-
Interest Income	-	-	-	-	-	-	-	-
Intergovernmental	-	-	-	-	-	-	-	-
Transfers In	-	-	-	-	-	-	-	-
Other Sources*	-	-	-	-	-	-	-	-
TOTAL REVENUE	**$ -**	**$ 798,000**	**$ -**	**$ -**	**$ -**	**$ -**	**$ -**	**$ 798,000**

* Other Sources		
		$ -
		$ -
		$ -

COST BREAKDOWN

KEY COST DESCRIPTIONS	Prior Budgets	2018-2019	2019-2020	2020-2021	2021-2022	2022-2023	2023-2028	TOTAL COST
1111-Land Acquisition	$ -	$ -	$ -	$ -	$ -	$ -	$ -	$ -
1112-Planning Design (Outside)	-	77,000	-	-	-	-	-	77,000
1113-Testing/Inspection	-	-	-	-	-	-	-	-
1114-Construction (Outside)	-	721,000	-	-	-	-	-	721,000
1116-Materials	-	-	-	-	-	-	-	-
1117-Machinery/Equipment	-	-	-	-	-	-	-	-
1118-Miscellaneous	-	-	-	-	-	-	-	-
TOTAL COST	**$ -**	**$ 798,000**	**$ -**	**$ -**	**$ -**	**$ -**	**$ -**	**$ 798,000**

Note: Inflation has been added to projected costs in future years.

PROJECTED ANNUAL OPERATING IMPACT	2018-2019	2019-2020	2020-2021	2021-2022	2022-2023	2023-2028	TOTAL COST
Revenues	$ -	$ -	$ -	$ -	$ -	$ -	$ -
Charges for Service	-	-	-	-	-	-	-
Other Revenues	-	-	-	-	-	-	-
Subtotal-Revenues	$ -	$ -	$ -	$ -	$ -	$ -	$ -
Expenses							
Personnel Service	$ -	$ -	$ -	$ -	$ -	$ -	$ -
Supplies	-	-	-	-	-	-	-
Contractual Services	-	-	-	-	-	-	-
Capital Outlay	-	-	-	-	-	-	-
NET TOTAL COST	$ -	$ -	$ -	$ -	$ -	$ -	$ -

Capital Improvement Program
Project Sheet

Project Type:	Water		
Project Name:	Water Line Rehab - Academy Drive and Pozos Area	**Project Code:**	H07
Project Manager:	Engineering		
Location Description:	Academy Drive (N. 1st Street to End), Criminal Justice Drive (Hillbig to Academy), Pozos		

PROJECT MAP:

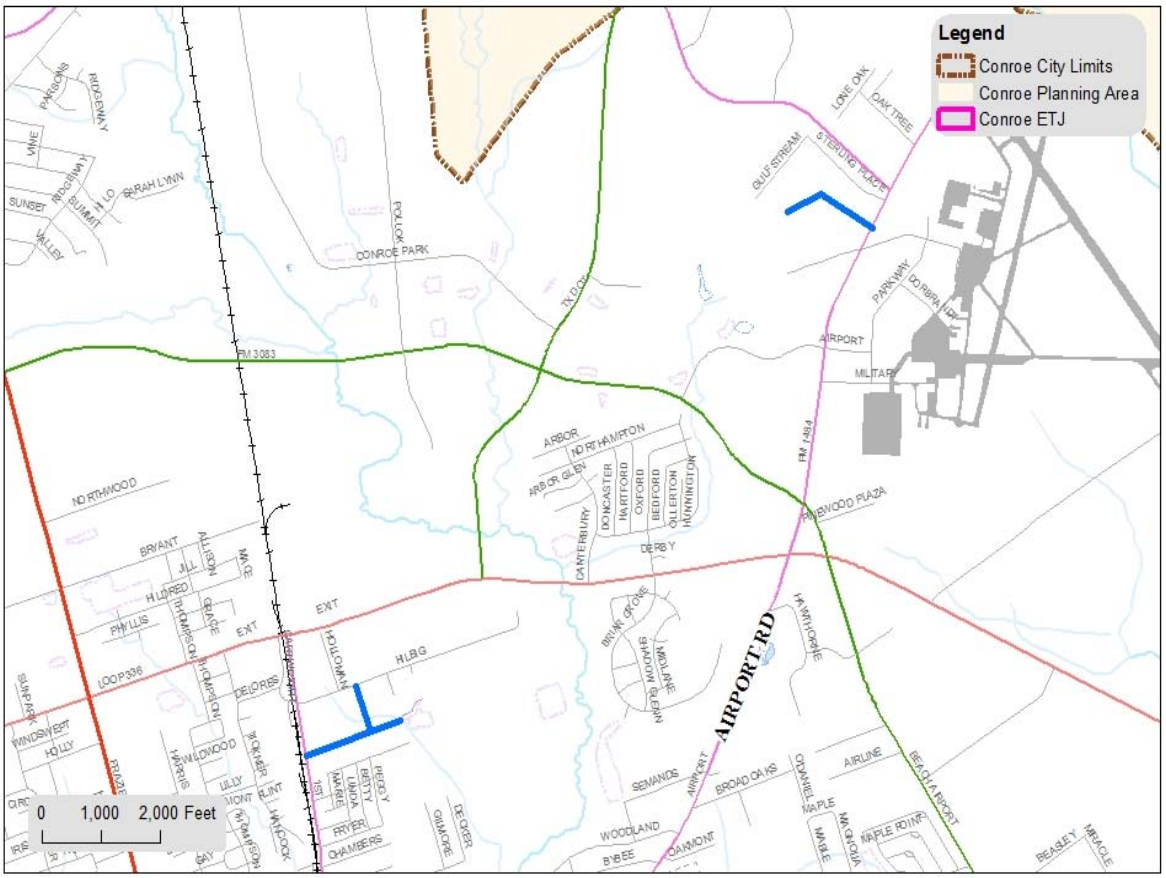

P-TBD WATER
ACADEMY DRIVE - POZOS AREA

City of Conroe, Texas
www.CityofConroe.org

ADDITIONAL PROJECT DETAILS:

Capital Improvement Program
Project Sheet

Project Type: Water

Project Name: Water Line Extension - Seven Coves SH 75 to Farrel Road

Project Code: H08

Project Manager: Engineering

Location Description: Only Seven Coves from SH 75 to Farrel Road

Summary: This project consists of extending the 16" water line approximately 11,500 linear feet.

Project Start Date: October 2018

Project End Date: September 2019

REVENUE SOURCE	Prior Budgets	2018-2019	2019-2020	2020-2021	2021-2022	2022-2023	2023-2028	TOTAL COST
General Obligation Bonds	$ -	$ -	$ -	$ -	$ -	$ -	$ -	$ -
Certificates of Obligation	-	2,130,000	-	-	-	-	-	2,130,000
Revenue Bonds	-	-	-	-	-	-	-	-
Interest Income	-	-	-	-	-	-	-	-
Intergovernmental	-	-	-	-	-	-	-	-
Transfers In	-	-	-	-	-	-	-	-
Other Sources*	-	-	-	-	-	-	-	-
TOTAL REVENUE	**$ -**	**$ 2,130,000**	**$ -**	**$ -**	**$ -**	**$ -**	**$ -**	**$ 2,130,000**

* Other Sources	
	$ -
	$ -
	$ -

COST BREAKDOWN

KEY COST DESCRIPTIONS	Prior Budgets	2018-2019	2019-2020	2020-2021	2021-2022	2022-2023	2023-2028	TOTAL COST
1111-Land Acquisition	$ -	$ -	$ -	$ -	$ -	$ -	$ -	$ -
1112-Planning Design (Outside)	-	170,000	-	-	-	-	-	170,000
1113-Testing/Inspection	-	-	-	-	-	-	-	-
1114-Construction (Outside)	-	1,960,000	-	-	-	-	-	1,960,000
1116-Materials	-	-	-	-	-	-	-	-
1117-Machinery/Equipment	-	-	-	-	-	-	-	-
1118-Miscellaneous	-	-	-	-	-	-	-	-
TOTAL COST	**$ -**	**$ 2,130,000**	**$ -**	**$ -**	**$ -**	**$ -**	**$ -**	**$ 2,130,000**

Note: Inflation has been added to projected costs in future years.

PROJECTED ANNUAL OPERATING IMPACT	2018-2019	2019-2020	2020-2021	2021-2022	2022-2023	2023-2028	TOTAL COST
Revenues	$ -	$ -	$ -	$ -	$ -	$ -	$ -
Charges for Service	-	-	-	-	-	-	-
Other Revenues	-	-	-	-	-	-	-
Subtotal-Revenues	$ -	$ -	$ -	$ -	$ -	$ -	$ -
Expenses							
Personnel Service	$ -	$ -	$ -	$ -	$ -	$ -	$ -
Supplies	-	-	-	-	-	-	-
Contractual Services	-	-	-	-	-	-	-
Capital Outlay	-	-	-	-	-	-	-
NET TOTAL COST	$ -	$ -	$ -	$ -	$ -	$ -	$ -

Capital Improvement Program
Project Sheet

Project Type:	Water		
Project Name:	Water Line Extension - Seven Coves SH 75 to Farrel Road	**Project Code:**	H08
Project Manager:	Engineering		
Location Description:	Only Seven Coves from SH 75 to Farrel Road		

PROJECT MAP:

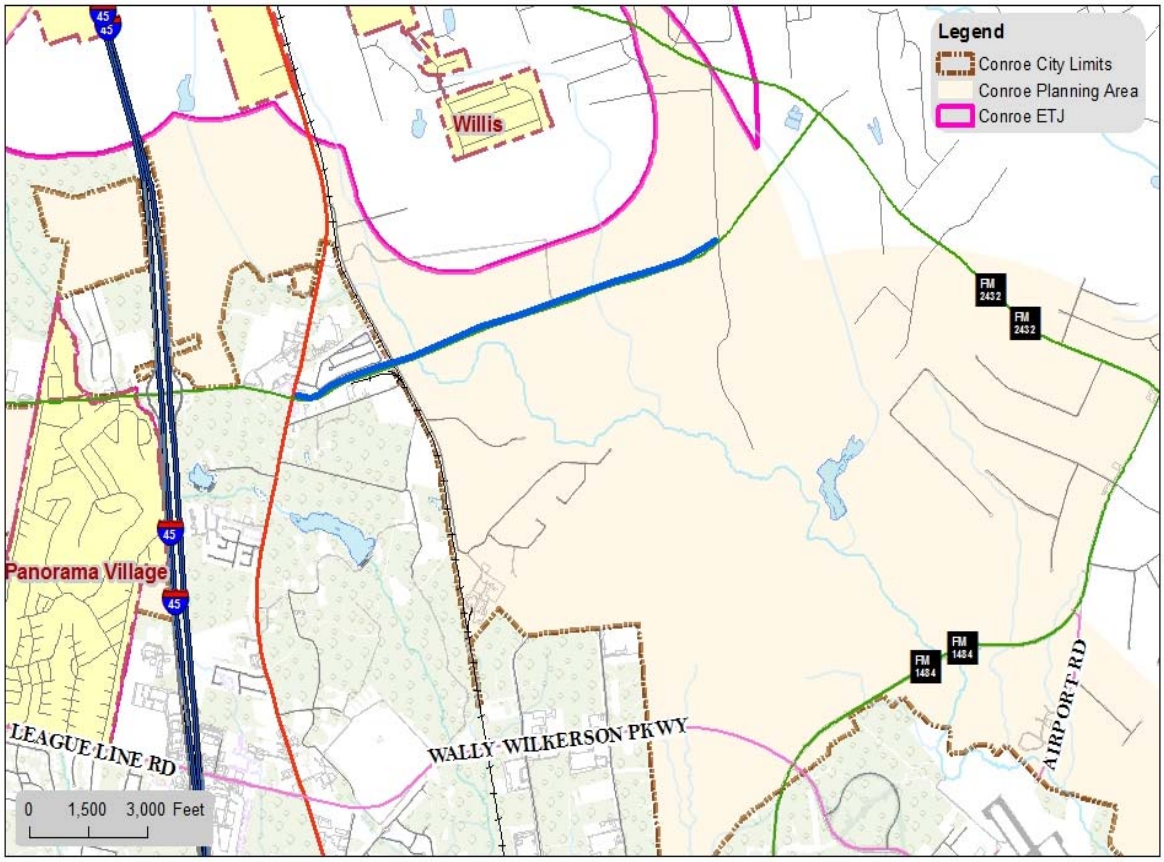

N

P-TBD WATER
WATER LINE EXTENSION
16" ALONG FM 830 (SEVEN COVES)

City of Conroe, Texas
www.CityofConroe.org

ADDITIONAL PROJECT DETAILS:

Capital Improvement Program
Project Sheet

Project Type: Water

Project Name: Cooling Towers - Panorama **Project Code:** H09

Project Manager: Engineering

Location Description: Existing water well site at Panorama

Summary: Install two (2) 1,000 gallon per minute cooling towers and piping for the Catahoula water well.

Project Start Date: October 2018

Project End Date: September 2019

REVENUE SOURCE	Prior Budgets	2018-2019	2019-2020	2020-2021	2021-2022	2022-2023	2023-2028	TOTAL COST
General Obligation Bonds	$ -	$ -	$ -	$ -	$ -	$ -	$ -	$ -
Certificates of Obligation	-	463,000	-	-	-	-	-	463,000
Revenue Bonds	-	-	-	-	-	-	-	-
Interest Income	-	-	-	-	-	-	-	-
Intergovernmental	-	-	-	-	-	-	-	-
Transfers In	-	-	-	-	-	-	-	-
Other Sources*	-	-	-	-	-	-	-	-
TOTAL REVENUE	**$ -**	**$ 463,000**	**$ -**	**$ -**	**$ -**	**$ -**	**$ -**	**$ 463,000**

* Other Sources		
		$ -
		$ -
		$ -

COST BREAKDOWN

KEY COST DESCRIPTIONS	Prior Budgets	2018-2019	2019-2020	2020-2021	2021-2022	2022-2023	2023-2028	TOTAL COST
1111-Land Acquisition	$ -	$ -	$ -	$ -	$ -	$ -	$ -	$ -
1112-Planning Design (Outside)	-	34,000	-	-	-	-	-	34,000
1113-Testing/Inspection	-	-	-	-	-	-	-	-
1114-Construction (Outside)	-	429,000	-	-	-	-	-	429,000
1116-Materials	-	-	-	-	-	-	-	-
1117-Machinery/Equipment	-	-	-	-	-	-	-	-
1118-Miscellaneous	-	-	-	-	-	-	-	-
TOTAL COST	**$ -**	**$ 463,000**	**$ -**	**$ -**	**$ -**	**$ -**	**$ -**	**$ 463,000**

Note: Inflation has been added to projected costs in future years.

PROJECTED ANNUAL OPERATING IMPACT	2018-2019	2019-2020	2020-2021	2021-2022	2022-2023	2023-2028	TOTAL COST
Revenues	$ -	$ -	$ -	$ -	$ -	$ -	$ -
Charges for Service	-	-	-	-	-	-	-
Other Revenues	-	-	-	-	-	-	-
Subtotal-Revenues	$ -	$ -	$ -	$ -	$ -	$ -	$ -
Expenses							
Personnel Service	$ -	$ -	$ -	$ -	$ -	$ -	$ -
Supplies	-	-	-	-	-	-	-
Contractual Services	-	-	-	-	-	-	-
Capital Outlay	-	-	-	-	-	-	-
NET TOTAL COST	**$ -**	**$ -**	**$ -**	**$ -**	**$ -**	**$ -**	**$ -**

Capital Improvement Program
Project Sheet

Project Type: Water

Project Name: Cooling Towers - Panorama **Project Code:** H09

Project Manager: Engineering

Location Description: Existing water well site at Panorama

PROJECT MAP:

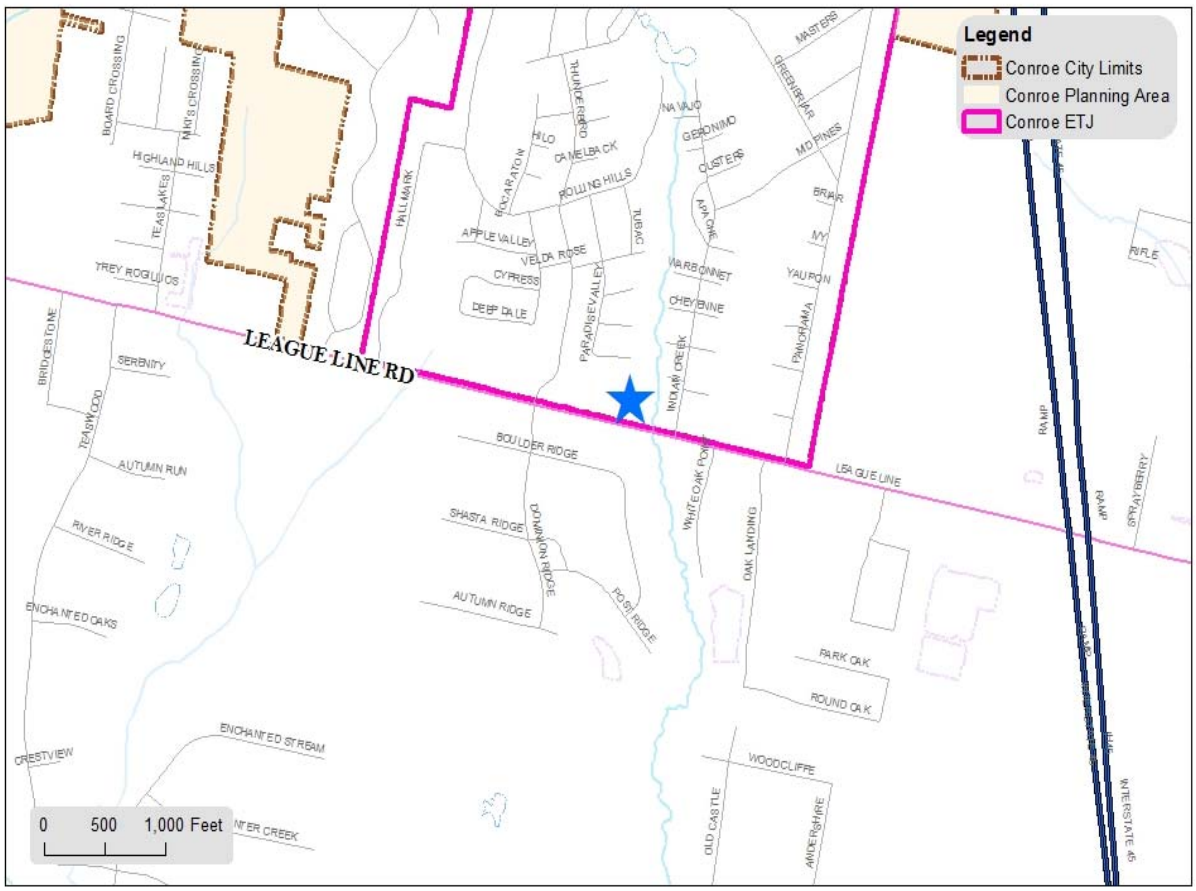

P-TBD WATER
PANORAMA WATER PLANT COOLING TOWERS

City of Conroe, Texas
www.CityofConroe.org

ADDITIONAL PROJECT DETAILS:

Capital Improvement Program
Project Sheet

Project Type: Water

Project Name: Decommission Elevated Storage Tank No. 5 **Project Code:** H10

Project Manager: Engineering

Location Description: First Street

Summary: Decommission the elevated storage tank at water well number 05. The tank is too short and remains full. Stagnant water causes water quality/age issues, therefore, removing the tank removes potential for water quality issues.

Project Start Date: October 2018

Project End Date: September 2019

REVENUE SOURCE	Prior Budgets	2018-2019	2019-2020	2020-2021	2021-2022	2022-2023	2023-2028	TOTAL COST
General Obligation Bonds	$ -	$ -	$ -	$ -	$ -	$ -	$ -	$ -
Certificates of Obligation	-	120,000	-	-	-	-	-	120,000
Revenue Bonds	-	-	-	-	-	-	-	-
Interest Income	-	-	-	-	-	-	-	-
Intergovernmental	-	-	-	-	-	-	-	-
Transfers In	-	-	-	-	-	-	-	-
Other Sources*	-	-	-	-	-	-	-	-
TOTAL REVENUE	**$ -**	**$ 120,000**	**$ -**	**$ -**	**$ -**	**$ -**	**$ -**	**$ 120,000**

* Other Sources		
		$ -
		$ -
		$ -

COST BREAKDOWN

KEY COST DESCRIPTIONS	Prior Budgets	2018-2019	2019-2020	2020-2021	2021-2022	2022-2023	2023-2028	TOTAL COST
1111-Land Acquisition	$ -	$ -	$ -	$ -	$ -	$ -	$ -	$ -
1112-Planning Design (Outside)	-	20,000	-	-	-	-	-	20,000
1113-Testing/Inspection	-	-	-	-	-	-	-	-
1114-Construction (Outside)	-	100,000	-	-	-	-	-	100,000
1116-Materials	-	-	-	-	-	-	-	-
1117-Machinery/Equipment	-	-	-	-	-	-	-	-
1118-Miscellaneous	-	-	-	-	-	-	-	-
TOTAL COST	**$ -**	**$ 120,000**	**$ -**	**$ -**	**$ -**	**$ -**	**$ -**	**$ 120,000**

Note: Inflation has been added to projected costs in future years.

PROJECTED ANNUAL OPERATING IMPACT	2018-2019	2019-2020	2020-2021	2021-2022	2022-2023	2023-2028	TOTAL COST
Revenues	$ -	$ -	$ -	$ -	$ -	$ -	$ -
Charges for Service	-	-	-	-	-	-	-
Other Revenues	-	-	-	-	-	-	-
Subtotal-Revenues	$ -	$ -	$ -	$ -	$ -	$ -	$ -
Expenses							
Personnel Service	$ -	$ -	$ -	$ -	$ -	$ -	$ -
Supplies	-	-	-	-	-	-	-
Contractual Services	-	-	-	-	-	-	-
Capital Outlay	-	-	-	-	-	-	-
NET TOTAL COST	$ -	$ -	$ -	$ -	$ -	$ -	$ -

Capital Improvement Program
Project Sheet

Project Type: Water

Project Name: Decommission Elevated Storage Tank No. 5 **Project Code:** H10

Project Manager: Engineering

Location Description: First Street

PROJECT MAP:

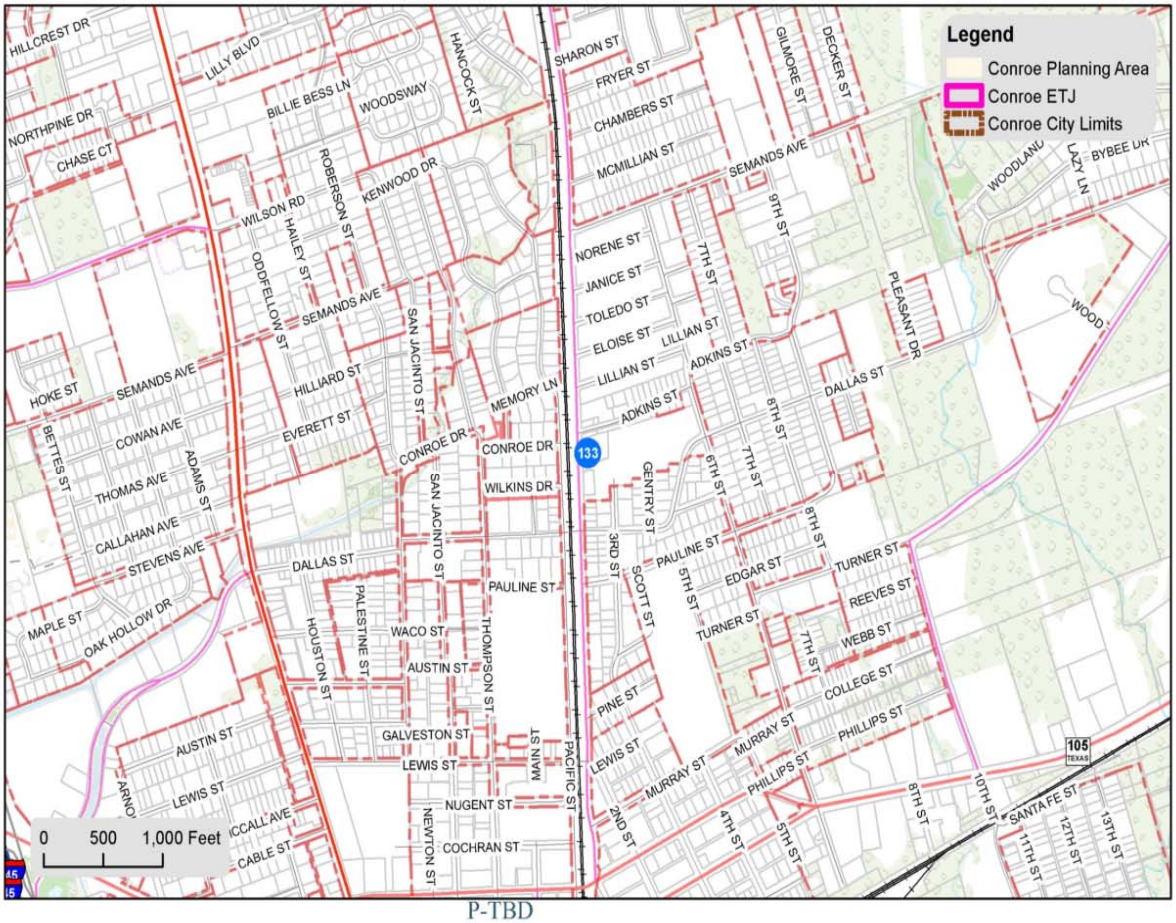

P-TBD

WATER - Decommission Elevated Storage Tank No. 5

City of Conroe, Texas
www.CityofConroe.org

ADDITIONAL PROJECT DETAILS:

Capital Improvement Program
Project Sheet

Project Type: Water

Project Name: Water Line Rehab - 3rd Street **Project Code:** H11

Project Manager: Engineering

Location Description: 3rd Street from 105 West to Dallas

Summary: This project will upsize approximately 2,700 linear feet of existing 6-inch water line to 8-inch from 105 West to Dallas.

Project Start Date: October 2018

Project End Date: September 2019

REVENUE SOURCE	Prior Budgets	2018-2019	2019-2020	2020-2021	2021-2022	2022-2023	2023-2028	TOTAL COST
General Obligation Bonds	$ -	$ -	$ -	$ -	$ -	$ -	$ -	**$ -**
Certificates of Obligation	-	2,575,000	-	-	-	-	-	**2,575,000**
Revenue Bonds	-	-	-	-	-	-	-	**-**
Interest Income	-	-	-	-	-	-	-	**-**
Intergovernmental	-	-	-	-	-	-	-	**-**
Transfers In	-	-	-	-	-	-	-	**-**
Other Sources*	-	-	-	-	-	-	-	**-**
TOTAL REVENUE	**$ -**	**$ 2,575,000**	**$ -**	**$ -**	**$ -**	**$ -**	**$ -**	**$ 2,575,000**

* Other Sources		
		$ -
		$ -
		$ -

COST BREAKDOWN

KEY COST DESCRIPTIONS	Prior Budgets	2018-2019	2019-2020	2020-2021	2021-2022	2022-2023	2023-2028	TOTAL COST
1111-Land Acquisition	$ -	$ -	$ -	$ -	$ -	$ -	$ -	**$ -**
1112-Planning Design (Outside)	-	180,000	-	-	-	-	-	**180,000**
1113-Testing/Inspection	-	-	-	-	-	-	-	**-**
1114-Construction (Outside)	-	2,395,000	-	-	-	-	-	**2,395,000**
1116-Materials	-	-	-	-	-	-	-	**-**
1117-Machinery/Equipment	-	-	-	-	-	-	-	**-**
1118-Miscellaneous	-	-	-	-	-	-	-	**-**
TOTAL COST	**$ -**	**$ 2,575,000**	**$ -**	**$ -**	**$ -**	**$ -**	**$ -**	**$ 2,575,000**

Note: Inflation has been added to projected costs in future years.

PROJECTED ANNUAL OPERATING IMPACT	2018-2019	2019-2020	2020-2021	2021-2022	2022-2023	2023-2028	TOTAL COST
Revenues	$ -	$ -	$ -	$ -	$ -	$ -	**$ -**
Charges for Service	-	-	-	-	-	-	**-**
Other Revenues	-	-	-	-	-	-	**-**
Subtotal-Revenues	$ -	$ -	$ -	$ -	$ -	$ -	**$ -**
Expenses							
Personnel Service	$ -	$ -	$ -	$ -	$ -	$ -	**$ -**
Supplies	-	-	-	-	-	-	**-**
Contractual Services	-	-	-	-	-	-	**-**
Capital Outlay	-	-	-	-	-	-	**-**
NET TOTAL COST	**$ -**	**$ -**	**$ -**	**$ -**	**$ -**	**$ -**	**$ -**

Capital Improvement Program
Project Sheet

Project Type: Water

Project Name: Water Line Rehab - 3rd Street **Project Code:** H11

Project Manager: Engineering

Location Description: 3rd Street from 105 West to Dallas

PROJECT MAP:

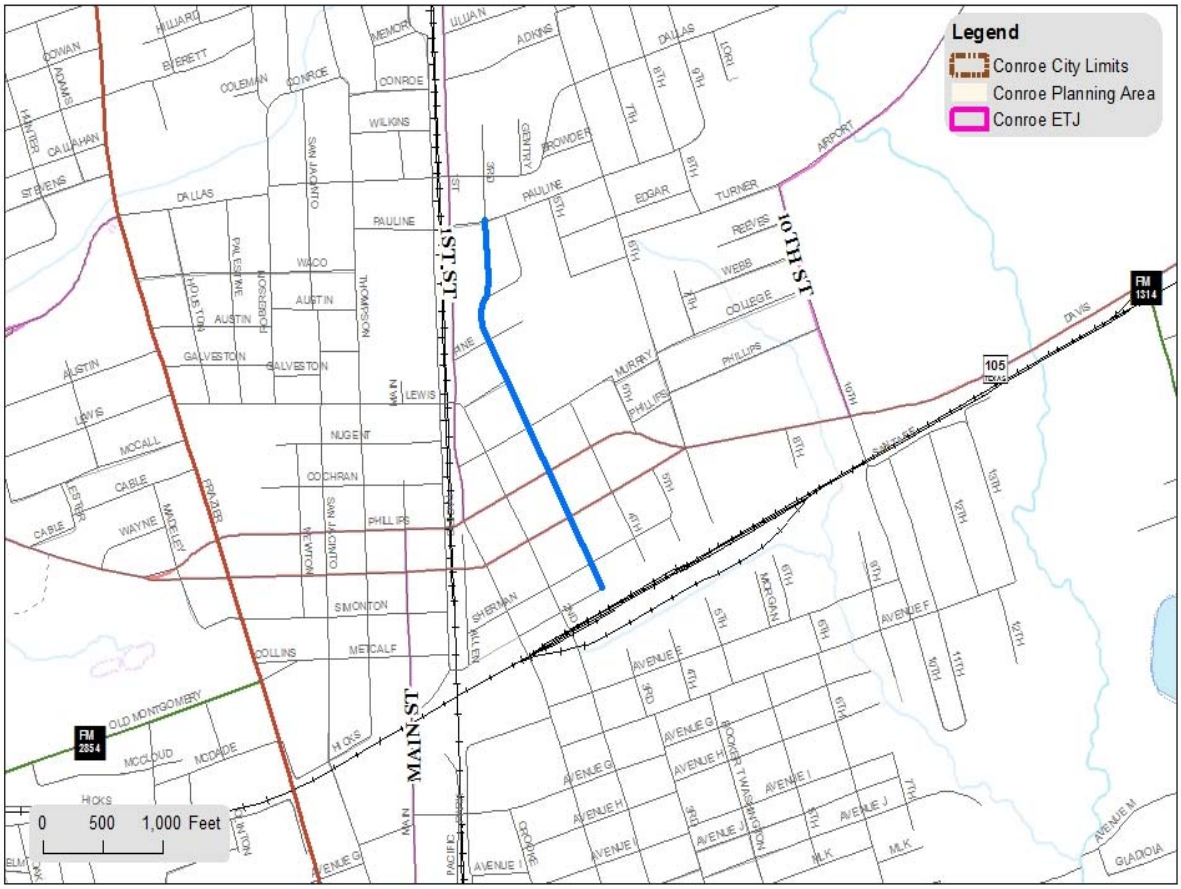

P-TBD WATER
PRELIM COST ESTIMATE
THIRD ST REHAB

City of Conroe, Texas
www.CityofConroe.org

ADDITIONAL PROJECT DETAILS:

Capital Improvement Program
Project Sheet

Project Type: Water

Project Name: Water Line Rehab - Adkins Area **Project Code:** H12

Project Manager: Engineering

Location Description: Adkins: N. (1st Street to 6th and N. 6th to end), N. 7th Street: (Adkins to E. Pauline), N. 8th (Adkins to E. Pauline), N. 5th (E. Pauline to Turner), Turner (N. 6th to 8th), Edger (N. 5th to N. 8th)

Summary: This project is to upsize approximately 10,800 linear feet of 2" water lines to 8" water lines.

Project Start Date: October 2018

Project End Date: September 2019

REVENUE SOURCE	Prior Budgets	2018-2019	2019-2020	2020-2021	2021-2022	2022-2023	2023-2028	TOTAL COST
General Obligation Bonds	$ -	$ -	$ -	$ -	$ -	$ -	$ -	$ -
Certificates of Obligation	-	2,240,000	-	-	-	-	-	2,240,000
Revenue Bonds	-	-	-	-	-	-	-	-
Interest Income	-	-	-	-	-	-	-	-
Intergovernmental	-	-	-	-	-	-	-	-
Transfers In	-	-	-	-	-	-	-	-
Other Sources*	-	-	-	-	-	-	-	-
TOTAL REVENUE	$ -	$ 2,240,000	$ -	$ -	$ -	$ -	$ -	$ 2,240,000

* Other Sources		
		$ -
		$ -
		$ -

COST BREAKDOWN

KEY COST DESCRIPTIONS	Prior Budgets	2018-2019	2019-2020	2020-2021	2021-2022	2022-2023	2023-2028	TOTAL COST
1111-Land Acquisition	$ -	$ -	$ -	$ -	$ -	$ -	$ -	$ -
1112-Planning Design (Outside)	-	77,000	-	-	-	-	-	77,000
1113-Testing/Inspection	-	-	-	-	-	-	-	-
1114-Construction (Outside)	-	2,163,000	-	-	-	-	-	2,163,000
1116-Materials	-	-	-	-	-	-	-	-
1117-Machinery/Equipment	-	-	-	-	-	-	-	-
1118-Miscellaneous	-	-	-	-	-	-	-	-
TOTAL COST	$ -	$ 2,240,000	$ -	$ -	$ -	$ -	$ -	$ 2,240,000

Note: Inflation has been added to projected costs in future years.

PROJECTED ANNUAL OPERATING IMPACT	2018-2019	2019-2020	2020-2021	2021-2022	2022-2023	2023-2028	TOTAL COST
Revenues	$ -	$ -	$ -	$ -	$ -	$ -	$ -
Charges for Service	-	-	-	-	-	-	-
Other Revenues	-	-	-	-	-	-	-
Subtotal-Revenues	$ -	$ -	$ -	$ -	$ -	$ -	$ -
Expenses							
Personnel Service	$ -	$ -	$ -	$ -	$ -	$ -	$ -
Supplies	-	-	-	-	-	-	-
Contractual Services	-	-	-	-	-	-	-
Capital Outlay	-	-	-	-	-	-	-
NET TOTAL COST	$ -	$ -	$ -	$ -	$ -	$ -	$ -

Capital Improvement Program
Project Sheet

Project Type: Water

Project Name: Water Line Rehab - Adkins Area **Project Code:** H12

Project Manager: Engineering

Location Description: Adkins: N. (1st Street to 6th and N. 6th to end), N. 7th Street: (Adkins to E. Pauline), N. 8th (Adkins to E. Pauline), N. 5th (E. Pauline to Turner), Turner (N. 6th to 8th), Edger (N. 5th to N. 8th)

PROJECT MAP:

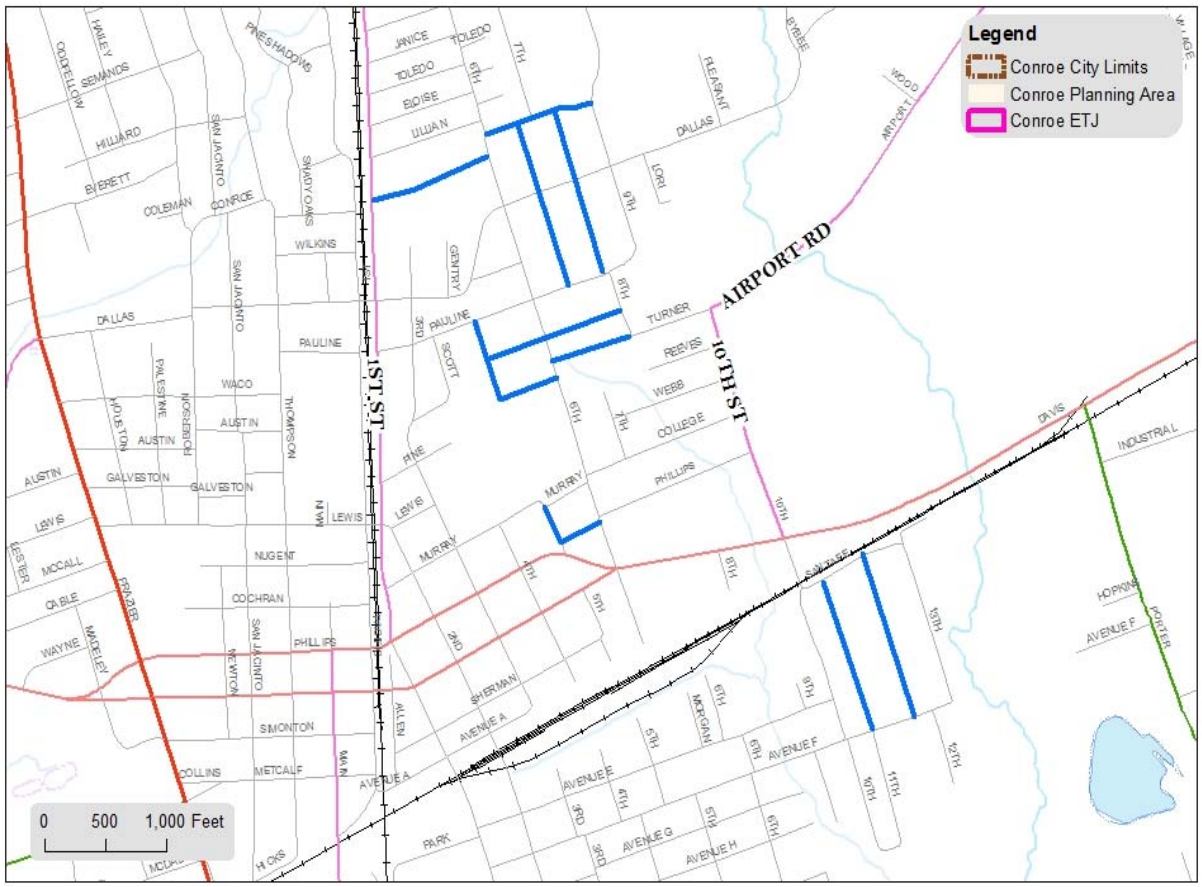

P-TBD WATER
ADKINS AREA WATERLINE

City of Conroe, Texas
www.CityofConroe.org

ADDITIONAL PROJECT DETAILS:

Capital Improvement Program
Project Sheet

Project Type: Water

Project Name: Water Line Extension - FM 830 to Chase Run **Project Code:** H13

Project Manager: Engineering

Location Description: FM 830 to Chase Run Subdivision

Summary: This project consists of extending approximately 4,400 linear feet of existing 12" water line, to serve the Chase Run Subdivision.

Project Start Date: October 2018

Project End Date: September 2019

REVENUE SOURCE	Prior Budgets	2018-2019	2019-2020	2020-2021	2021-2022	2022-2023	2023-2028	TOTAL COST
General Obligation Bonds	$ -	$ -	$ -	$ -	$ -	$ -	$ -	$ -
Certificates of Obligation	-	631,000	-	-	-	-	-	631,000
Revenue Bonds	-	-	-	-	-	-	-	-
Interest Income	-	-	-	-	-	-	-	-
Intergovernmental	-	-	-	-	-	-	-	-
Transfers In	-	-	-	-	-	-	-	-
Other Sources*	-	-	-	-	-	-	-	-
TOTAL REVENUE	**$ -**	**$ 631,000**	**$ -**	**$ -**	**$ -**	**$ -**	**$ -**	**$ 631,000**

* Other Sources		
		$ -
		$ -
		$ -

COST BREAKDOWN

KEY COST DESCRIPTIONS	Prior Budgets	2018-2019	2019-2020	2020-2021	2021-2022	2022-2023	2023-2028	TOTAL COST
1111-Land Acquisition	$ -	$ -	$ -	$ -	$ -	$ -	$ -	$ -
1112-Planning Design (Outside)	-	63,000	-	-	-	-	-	63,000
1113-Testing/Inspection	-	-	-	-	-	-	-	-
1114-Construction (Outside)	-	568,000	-	-	-	-	-	568,000
1116-Materials	-	-	-	-	-	-	-	-
1117-Machinery/Equipment	-	-	-	-	-	-	-	-
1118-Miscellaneous	-	-	-	-	-	-	-	-
TOTAL COST	**$ -**	**$ 631,000**	**$ -**	**$ -**	**$ -**	**$ -**	**$ -**	**$ 631,000**

Note: Inflation has been added to projected costs in future years.

PROJECTED ANNUAL OPERATING IMPACT	2018-2019	2019-2020	2020-2021	2021-2022	2022-2023	2023-2028	TOTAL COST
Revenues	$ -	$ -	$ -	$ -	$ -	$ -	$ -
Charges for Service	-	-	-	-	-	-	-
Other Revenues	-	-	-	-	-	-	-
Subtotal-Revenues	$ -	$ -	$ -	$ -	$ -	$ -	$ -
Expenses							
Personnel Service	$ -	$ -	$ -	$ -	$ -	$ -	$ -
Supplies	-	-	-	-	-	-	-
Contractual Services	-	-	-	-	-	-	-
Capital Outlay	-	-	-	-	-	-	-
NET TOTAL COST	$ -	$ -	$ -	$ -	$ -	$ -	$ -

Capital Improvement Program
Project Sheet

Project Type: Water

Project Name: Water Line Extension - FM 830 to Chase Run **Project Code:** H13

Project Manager: Engineering

Location Description: FM 830 to Chase Run Subdivision

PROJECT MAP:

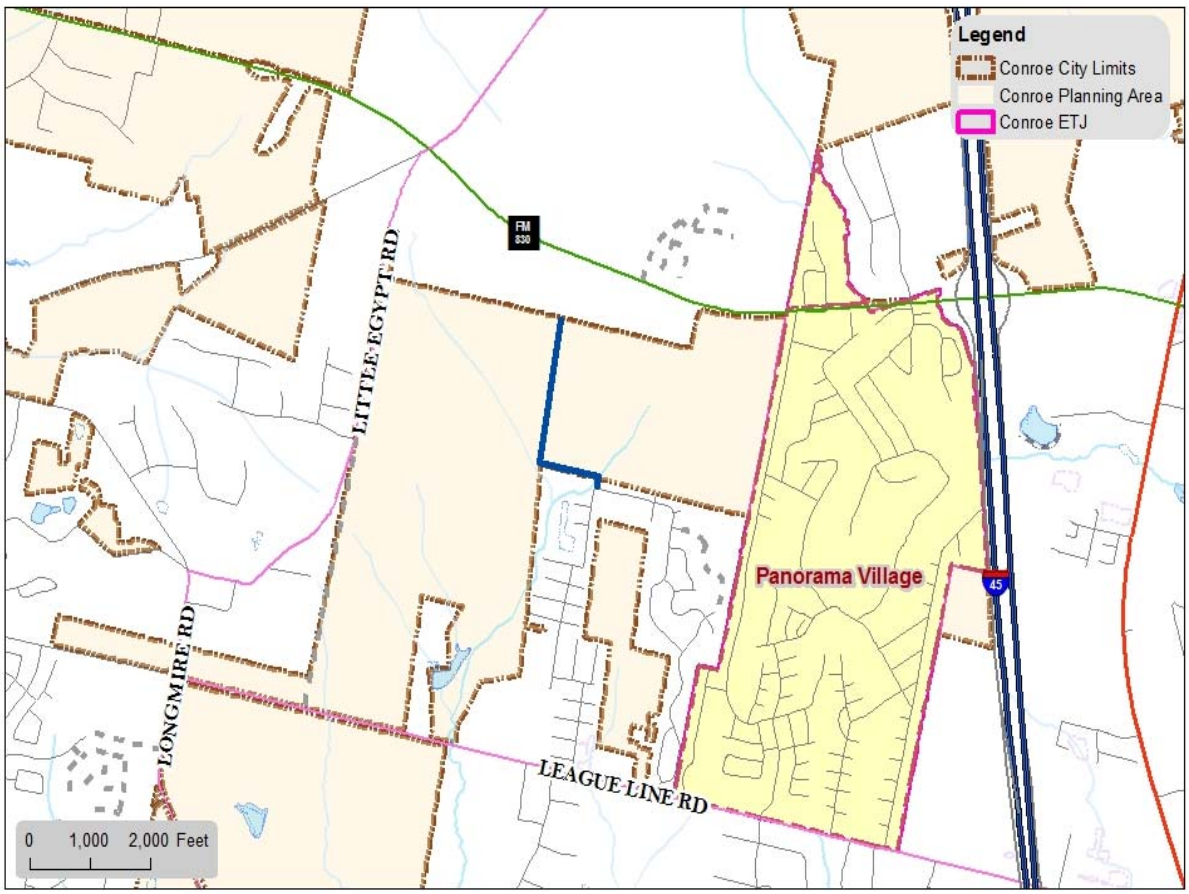

N

P-TBD WATER
12 WATER LINE EXTENSION
FROM FM 830 TO CHASE RUN SUBDIVISION

City of Conroe, Texas
www.CityofConroe.org

ADDITIONAL PROJECT DETAILS:

Capital Improvement Program
Project Sheet

Project Type: Water

Project Name: Water Line Rehab - Hwy 105 West to Lester **Project Code:** TBD

Project Manager: Engineering

Location Description: from 105 West to Lester

Summary: The project includes the upsize of approximately 1,100 linear feet of 2-inch water line to 8-inch from 105 West to Lester.

Project Start Date: October 2019

Project End Date: September 2020

REVENUE SOURCE	Prior Budgets	2018-2019	2019-2020	2020-2021	2021-2022	2022-2023	2023-2028	TOTAL COST
General Obligation Bonds	$ -	$ -	$ -	$ -	$ -	$ -	$ -	$ -
Certificates of Obligation	-	-	-	-	-	-	-	-
Revenue Bonds	-	-	412,000	-	-	-	-	412,000
Interest Income	-	-	-	-	-	-	-	-
Intergovernmental	-	-	-	-	-	-	-	-
Transfers In	-	-	-	-	-	-	-	-
Other Sources*	-	-	-	-	-	-	-	-
TOTAL REVENUE	**$ -**	**$ -**	**$ 412,000**	**$ -**	**$ -**	**$ -**	**$ -**	**$ 412,000**

* Other Sources		
		$ -
		$ -
		$ -

COST BREAKDOWN

KEY COST DESCRIPTIONS	Prior Budgets	2018-2019	2019-2020	2020-2021	2021-2022	2022-2023	2023-2028	TOTAL COST
1111-Land Acquisition	$ -	$ -	$ -	$ -	$ -	$ -	$ -	$ -
1112-Planning Design (Outside)	-	-	16,000	-	-	-	-	16,000
1113-Testing/Inspection	-	-	-	-	-	-	-	-
1114-Construction (Outside)	-	-	396,000	-	-	-	-	396,000
1116-Materials	-	-	-	-	-	-	-	-
1117-Machinery/Equipment	-	-	-	-	-	-	-	-
1118-Miscellaneous	-	-	-	-	-	-	-	-
TOTAL COST	**$ -**	**$ -**	**$ 412,000**	**$ -**	**$ -**	**$ -**	**$ -**	**$ 412,000**

Note: Inflation has been added to projected costs in future years.

PROJECTED ANNUAL OPERATING IMPACT	2018-2019	2019-2020	2020-2021	2021-2022	2022-2023	2023-2028	TOTAL COST
Revenues	$ -	$ -	$ -	$ -	$ -	$ -	$ -
Charges for Service	-	-	-	-	-	-	-
Other Revenues	-	-	-	-	-	-	-
Subtotal-Revenues	$ -	$ -	$ -	$ -	$ -	$ -	$ -
Expenses							
Personnel Service	$ -	$ -	$ -	$ -	$ -	$ -	$ -
Supplies	-	-	-	-	-	-	-
Contractual Services	-	-	-	-	-	-	-
Capital Outlay	-	-	-	-	-	-	-
NET TOTAL COST	$ -	$ -	$ -	$ -	$ -	$ -	$ -

Capital Improvement Program
Project Sheet

Project Type: Water

Project Name: Water Line Rehab - Hwy 105 West to Lester **Project Code:** TBD

Project Manager: Engineering

Location Description: from 105 West to Lester

PROJECT MAP:

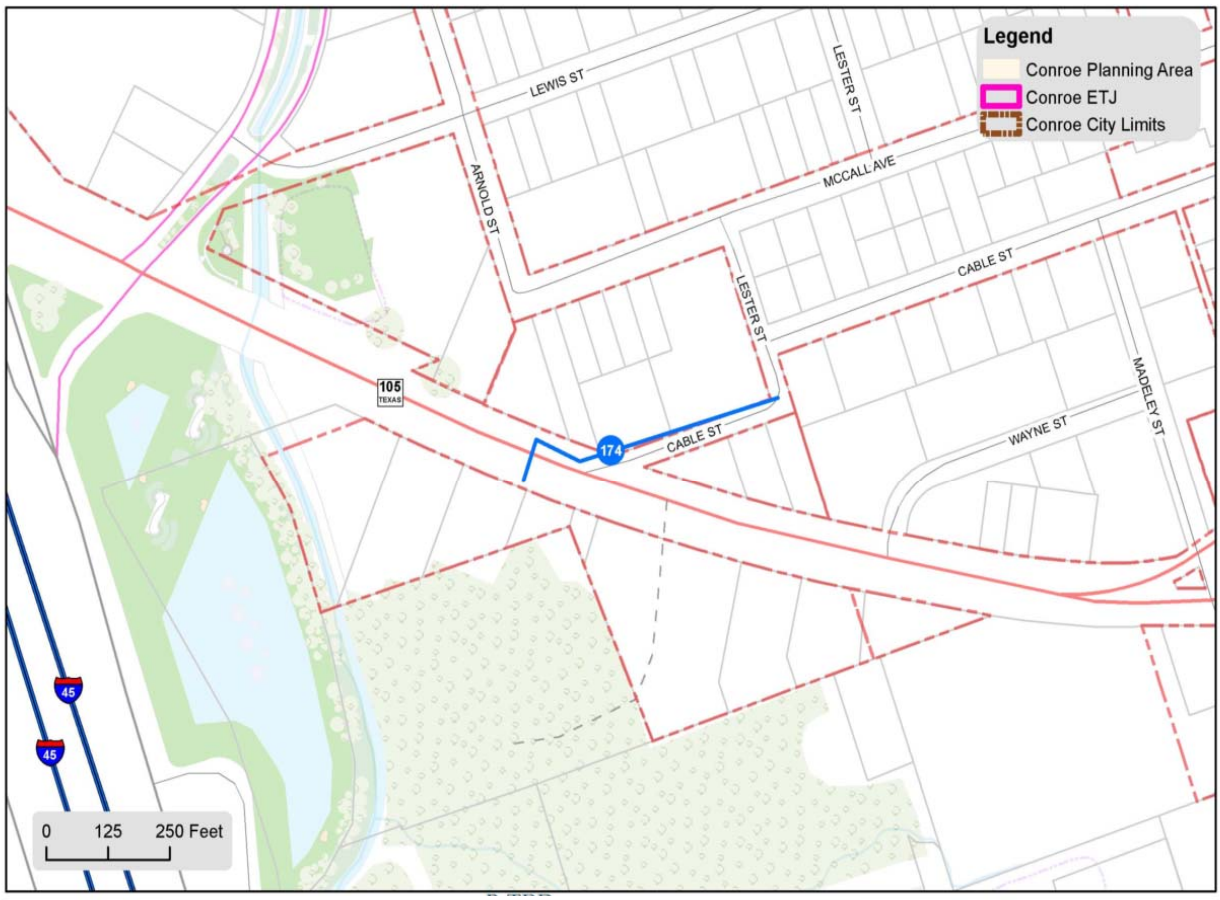

Water Line Rehab - Hwy 105 West to Lester

City of Conroe, Texas
www.CityofConroe.org

ADDITIONAL PROJECT DETAILS:

Capital Improvement Program
Project Sheet

Project Type: Water

Project Name: Water Line Replacement - Sherman Street Area **Project Code:** TBD

Project Manager: Engineering

Location Description: Sherman Street, Turner Street, College Street, Phillips Street, Reaves Street, and Webb Street.

Summary: The project consists of replacing approximately 8,000 linear feet of 2" water lines with 8" water lines located on Sherman Street (5th to Allen), Turner Street (6th to 10th), College Street (6th to 10th), Reaves Street (6th to 10th), and Webb Street (6th to 10th). Existing water lines are very old 2" galvanized pipes.

Project Start Date: October 2019

Project End Date: September 2020

REVENUE SOURCE	Prior Budgets	2018-2019	2019-2020	2020-2021	2021-2022	2022-2023	2023-2028	TOTAL COST
General Obligation Bonds	$ -	$ -	$ -	$ -	$ -	$ -	$ -	$ -
Certificates of Obligation	-	-	-	-	-	-	-	-
Revenue Bonds	-	-	2,266,000	-	-	-	-	2,266,000
Interest Income	-	-	-	-	-	-	-	-
Intergovernmental	-	-	-	-	-	-	-	-
Transfers In	-	-	-	-	-	-	-	-
Other Sources*	-	-	-	-	-	-	-	-
TOTAL REVENUE	**$ -**	**$ -**	**$ 2,266,000**	**$ -**	**$ -**	**$ -**	**$ -**	**$ 2,266,000**

* Other Sources		
		$ -
		$ -
		$ -

COST BREAKDOWN

KEY COST DESCRIPTIONS	Prior Budgets	2018-2019	2019-2020	2020-2021	2021-2022	2022-2023	2023-2028	TOTAL COST
1111-Land Acquisition	$ -	$ -	$ -	$ -	$ -	$ -	$ -	$ -
1112-Planning Design (Outside)	-	-	206,000	-	-	-	-	206,000
1113-Testing/Inspection	-	-	-	-	-	-	-	-
1114-Construction (Outside)	-	-	2,060,000	-	-	-	-	2,060,000
1116-Materials	-	-	-	-	-	-	-	-
1117-Machinery/Equipment	-	-	-	-	-	-	-	-
1118-Miscellaneous	-	-	-	-	-	-	-	-
TOTAL COST	**$ -**	**$ -**	**$ 2,266,000**	**$ -**	**$ -**	**$ -**	**$ -**	**$ 2,266,000**

Note: Inflation has been added to projected costs in future years.

PROJECTED ANNUAL OPERATING IMPACT	2018-2019	2019-2020	2020-2021	2021-2022	2022-2023	2023-2028	TOTAL COST
Revenues	$ -	$ -	$ -	$ -	$ -	$ -	$ -
Charges for Service	-	-	-	-	-	-	-
Other Revenues	-	-	-	-	-	-	-
Subtotal-Revenues	$ -	$ -	$ -	$ -	$ -	$ -	$ -
Expenses							
Personnel Service	$ -	$ -	$ -	$ -	$ -	$ -	$ -
Supplies	-	-	-	-	-	-	-
Contractual Services	-	-	-	-	-	-	-
Capital Outlay	-	-	-	-	-	-	-
NET TOTAL COST	**$ -**	**$ -**	**$ -**	**$ -**	**$ -**	**$ -**	**$ -**

Capital Improvement Program
Project Sheet

Project Type:	Water		
Project Name:	Water Line Replacement - Sherman Street Area	**Project Code:**	TBD
Project Manager:	Engineering		
Location Description:	Sherman Street, Turner Street, College Street, Phillips Street, Reaves Street, and Webb Street.		

PROJECT MAP:

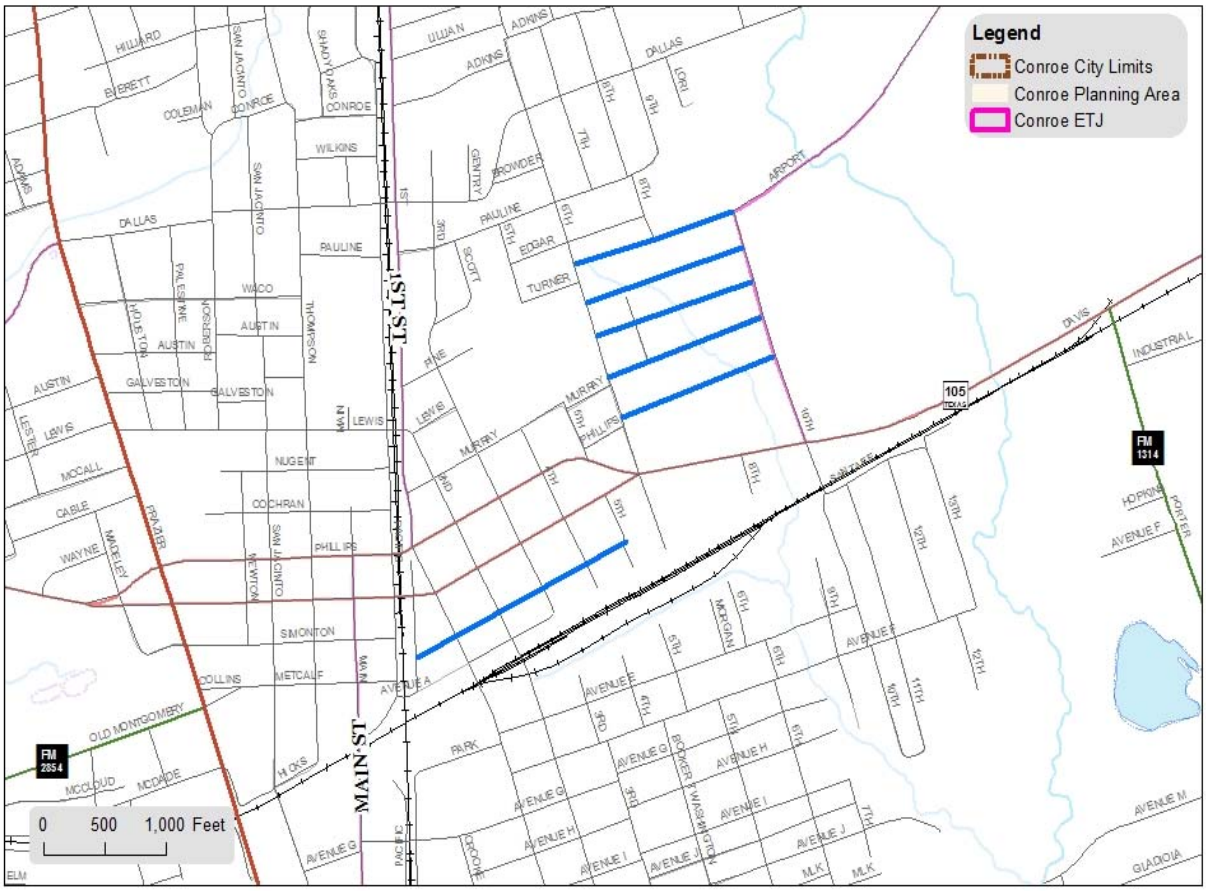

P-TBD WATER

SHERMAN ST AREA WATERLINE REPLACEMENT

City of Conroe, Texas
www.CityofConroe.org

ADDITIONAL PROJECT DETAILS:

Capital Improvement Program
Project Sheet

Project Type: Water

Project Name: Water Line Rehab - Wedgewood Boulevard **Project Code:** H14

Project Manager: Engineering

Location Description: Wedgewood Blvd. between Longmire Road and Wood Estates Drive

Summary: This project includes the upsize of approximately 900 linear feet of existing 8-inch water line to 12-inch along Wedgewood Blvd. between Longmire Road and Wood Estates Drive.

Project Start Date: October 2019

Project End Date: September 2020

REVENUE SOURCE	Prior Budgets	2018-2019	2019-2020	2020-2021	2021-2022	2022-2023	2023-2028	TOTAL COST
General Obligation Bonds	$ -	$ -	$ -	$ -	$ -	$ -	$ -	$ -
Certificates of Obligation	-	-	-	-	-	-	-	-
Revenue Bonds	-	-	515,000	-	-	-	-	515,000
Interest Income	-	-	-	-	-	-	-	-
Intergovernmental	-	-	-	-	-	-	-	-
Transfers In	-	-	-	-	-	-	-	-
Other Sources*	-	-	-	-	-	-	-	-
TOTAL REVENUE	**$ -**	**$ -**	**$ 515,000**	**$ -**	**$ -**	**$ -**	**$ -**	**$ 515,000**

* Other Sources		
		$ -
		$ -
		$ -

COST BREAKDOWN

KEY COST DESCRIPTIONS	Prior Budgets	2018-2019	2019-2020	2020-2021	2021-2022	2022-2023	2023-2028	TOTAL COST
1111-Land Acquisition	$ -	$ -	$ -	$ -	$ -	$ -	$ -	$ -
1112-Planning Design (Outside)	-	-	31,000	-	-	-	-	31,000
1113-Testing/Inspection	-	-	-	-	-	-	-	-
1114-Construction (Outside)	-	-	484,000	-	-	-	-	484,000
1116-Materials	-	-	-	-	-	-	-	-
1117-Machinery/Equipment	-	-	-	-	-	-	-	-
1118-Miscellaneous	-	-	-	-	-	-	-	-
TOTAL COST	**$ -**	**$ -**	**$ 515,000**	**$ -**	**$ -**	**$ -**	**$ -**	**$ 515,000**

Note: Inflation has been added to projected costs in future years.

PROJECTED ANNUAL OPERATING IMPACT	2018-2019	2019-2020	2020-2021	2021-2022	2022-2023	2023-2028	TOTAL COST
Revenues	$ -	$ -	$ -	$ -	$ -	$ -	$ -
Charges for Service	-	-	-	-	-	-	-
Other Revenues	-	-	-	-	-	-	-
Subtotal-Revenues	$ -	$ -	$ -	$ -	$ -	$ -	$ -
Expenses							
Personnel Service	$ -	$ -	$ -	$ -	$ -	$ -	$ -
Supplies	-	-	-	-	-	-	-
Contractual Services	-	-	-	-	-	-	-
Capital Outlay	-	-	-	-	-	-	-
NET TOTAL COST	$ -	$ -	$ -	$ -	$ -	$ -	$ -

Capital Improvement Program
Project Sheet

Project Type: Water

Project Name: Water Line Rehab - Wedgewood Boulevard **Project Code:** H14

Project Manager: Engineering

Location Description: Wedgewood Blvd. between Longmire Road and Wood Estates Drive

PROJECT MAP:

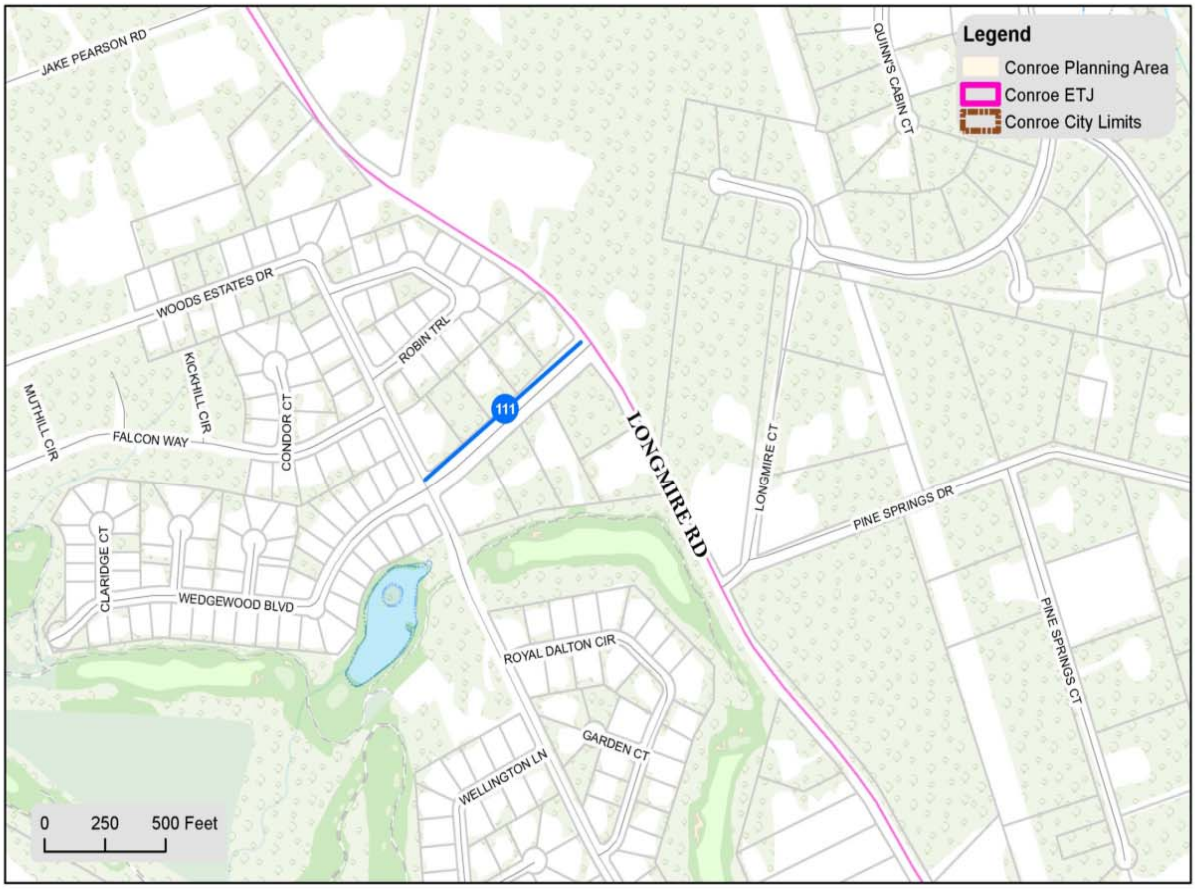

P-TBD

WATER - Wedgewood Blvd. 12-inch Water Line

City of Conroe, Texas
www.CityofConroe.org

ADDITIONAL PROJECT DETAILS:

Capital Improvement Program
Project Sheet

Project Type: Water

Project Name: Water Line Rehab - North Thompson Area **Project Code:** TBD

Project Manager: Engineering

Location Description: North Thompson - Various Areas

Summary: This project includes the upsize of approximately 7,200 linear feet of 2-inch water line with 8-inch water line.

Project Start Date: October 2019

Project End Date: September 2020

REVENUE SOURCE	Prior Budgets	2018-2019	2019-2020	2020-2021	2021-2022	2022-2023	2023-2028	TOTAL COST
General Obligation Bonds	$ -	$ -	$ -	$ -	$ -	$ -	$ -	$ -
Certificates of Obligation	-	-	-	-	-	-	-	-
Revenue Bonds	-	-	1,030,000	-	-	-	-	1,030,000
Interest Income	-	-	-	-	-	-	-	-
Intergovernmental	-	-	-	-	-	-	-	-
Transfers In	-	-	-	-	-	-	-	-
Other Sources*	-	-	-	-	-	-	-	-
TOTAL REVENUE	**$ -**	**$ -**	**$ 1,030,000**	**$ -**	**$ -**	**$ -**	**$ -**	**$ 1,030,000**

* Other Sources		
		$ -
		$ -
		$ -

COST BREAKDOWN

KEY COST DESCRIPTIONS	Prior Budgets	2018-2019	2019-2020	2020-2021	2021-2022	2022-2023	2023-2028	TOTAL COST
1111-Land Acquisition	$ -	$ -	$ -	$ -	$ -	$ -	$ -	$ -
1112-Planning Design (Outside)	-	-	-	-	-	-	-	-
1113-Testing/Inspection	-	-	-	-	-	-	-	-
1114-Construction (Outside)	-	-	1,030,000	-	-	-	-	1,030,000
1116-Materials	-	-	-	-	-	-	-	-
1117-Machinery/Equipment	-	-	-	-	-	-	-	-
1118-Miscellaneous	-	-	-	-	-	-	-	-
TOTAL COST	**$ -**	**$ -**	**$ 1,030,000**	**$ -**	**$ -**	**$ -**	**$ -**	**$ 1,030,000**

Note: Inflation has been added to projected costs in future years.

PROJECTED ANNUAL OPERATING IMPACT	2018-2019	2019-2020	2020-2021	2021-2022	2022-2023	2023-2028	TOTAL COST
Revenues	$ -	$ -	$ -	$ -	$ -	$ -	$ -
Charges for Service	-	-	-	-	-	-	-
Other Revenues	-	-	-	-	-	-	-
Subtotal-Revenues	$ -	$ -	$ -	$ -	$ -	$ -	$ -
Expenses							
Personnel Service	$ -	$ -	$ -	$ -	$ -	$ -	$ -
Supplies	-	-	-	-	-	-	-
Contractual Services	-	-	-	-	-	-	-
Capital Outlay	-	-	-	-	-	-	-
NET TOTAL COST	**$ -**	**$ -**	**$ -**	**$ -**	**$ -**	**$ -**	**$ -**

Capital Improvement Program
Project Sheet

Project Type: Water

Project Name: Water Line Rehab - North Thompson Area **Project Code:** TBD

Project Manager: Engineering

Location Description: North Thompson - Various Areas

PROJECT MAP:

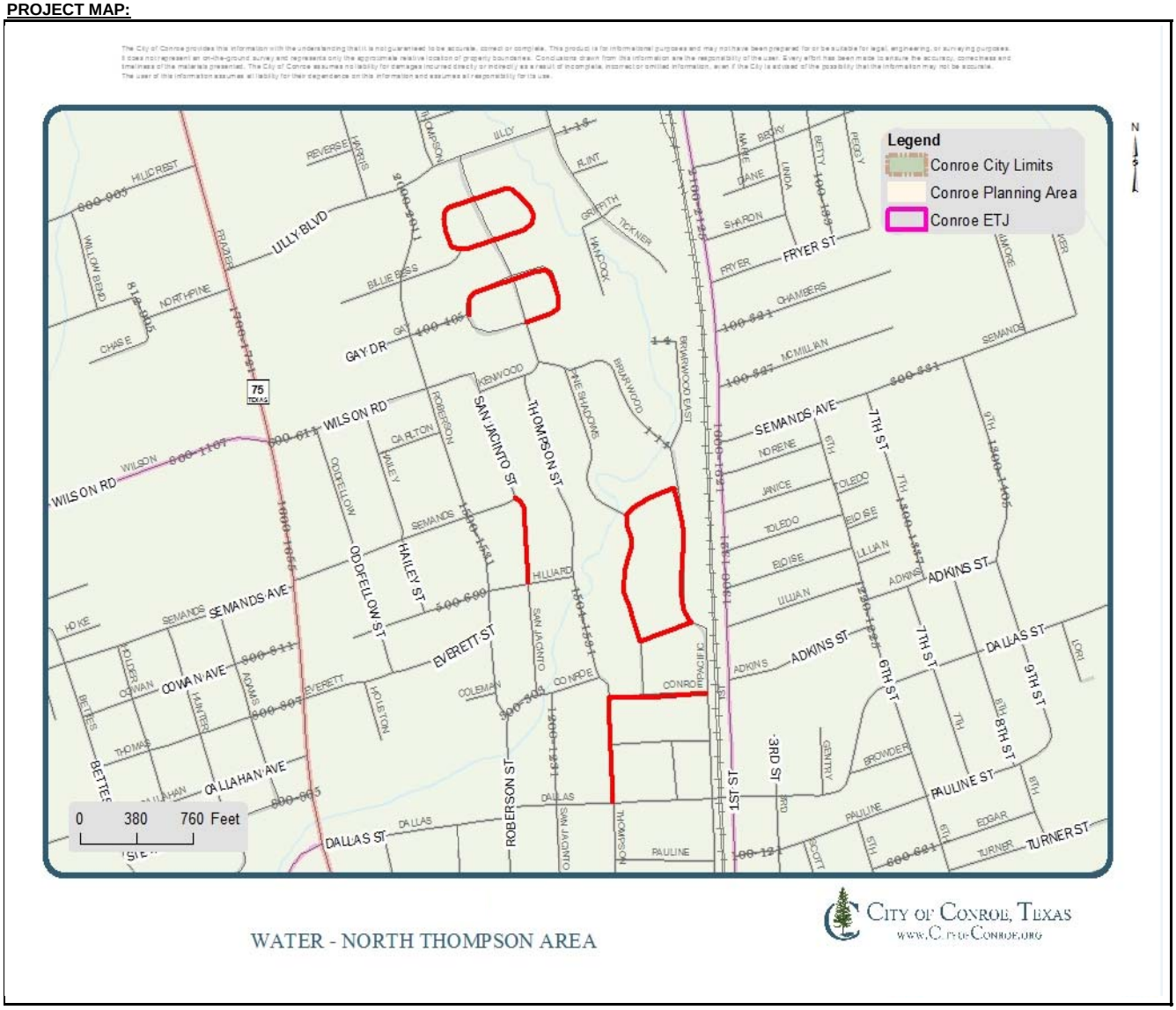

ADDITIONAL PROJECT DETAILS:

Capital Improvement Program
Project Sheet

Project Type: Water

Project Name: Water Line Extension - FM 1485 **Project Code:** TBD

Project Manager: Engineering

Location Description: Loop 336 to SH 105 East.

Summary: This project consists of constructing approximately 1,900 linear feet of 12" water line.

Project Start Date: October 2020

Project End Date: September 2021

REVENUE SOURCE	Prior Budgets	2018-2019	2019-2020	2020-2021	2021-2022	2022-2023	2023-2028	TOTAL COST
General Obligation Bonds	$ -	$ -	$ -	$ -	$ -	$ -	$ -	**$ -**
Certificates of Obligation	-	-	-	-	-	-	-	**-**
Revenue Bonds	-	-	-	328,000	-	-	-	**328,000**
Interest Income	-	-	-	-	-	-	-	**-**
Intergovernmental	-	-	-	-	-	-	-	**-**
Transfers In	-	-	-	-	-	-	-	**-**
Other Sources*	-	-	-	-	-	-	-	**-**
TOTAL REVENUE	**$ -**	**$ -**	**$ -**	**$ 328,000**	**$ -**	**$ -**	**$ -**	**$ 328,000**

* Other Sources		
		$ -
		$ -
		$ -

COST BREAKDOWN

KEY COST DESCRIPTIONS	Prior Budgets	2018-2019	2019-2020	2020-2021	2021-2022	2022-2023	2023-2028	TOTAL COST
1111-Land Acquisition	$ -	$ -	$ -	$ -	$ -	$ -	$ -	**$ -**
1112-Planning Design (Outside)	-	-	-	42,000	-	-	-	**42,000**
1113-Testing/Inspection	-	-	-	-	-	-	-	**-**
1114-Construction (Outside)	-	-	-	286,000	-	-	-	**286,000**
1116-Materials	-	-	-	-	-	-	-	**-**
1117-Machinery/Equipment	-	-	-	-	-	-	-	**-**
1118-Miscellaneous	-	-	-	-	-	-	-	**-**
TOTAL COST	**$ -**	**$ -**	**$ -**	**$ 328,000**	**$ -**	**$ -**	**$ -**	**$ 328,000**

Note: Inflation has been added to projected costs in future years.

PROJECTED ANNUAL OPERATING IMPACT	2018-2019	2019-2020	2020-2021	2021-2022	2022-2023	2023-2028	TOTAL COST
Revenues	$ -	$ -	$ -	$ -	$ -	$ -	**$ -**
Charges for Service	-	-	-	-	-	-	**-**
Other Revenues	-	-	-	-	-	-	**-**
Subtotal-Revenues	$ -	$ -	$ -	$ -	$ -	$ -	**$ -**
Expenses							
Personnel Service	$ -	$ -	$ -	$ -	$ -	$ -	**$ -**
Supplies	-	-	-	-	-	-	**-**
Contractual Services	-	-	-	-	-	-	**-**
Capital Outlay	-	-	-	-	-	-	**-**
NET TOTAL COST	**$ -**	**$ -**	**$ -**	**$ -**	**$ -**	**$ -**	**$ -**

Capital Improvement Program
Project Sheet

Project Type: Water

Project Name: Water Line Extension - FM 1485 **Project Code:** TBD

Project Manager: Engineering

Location Description: Loop 336 to SH 105 East.

PROJECT MAP:

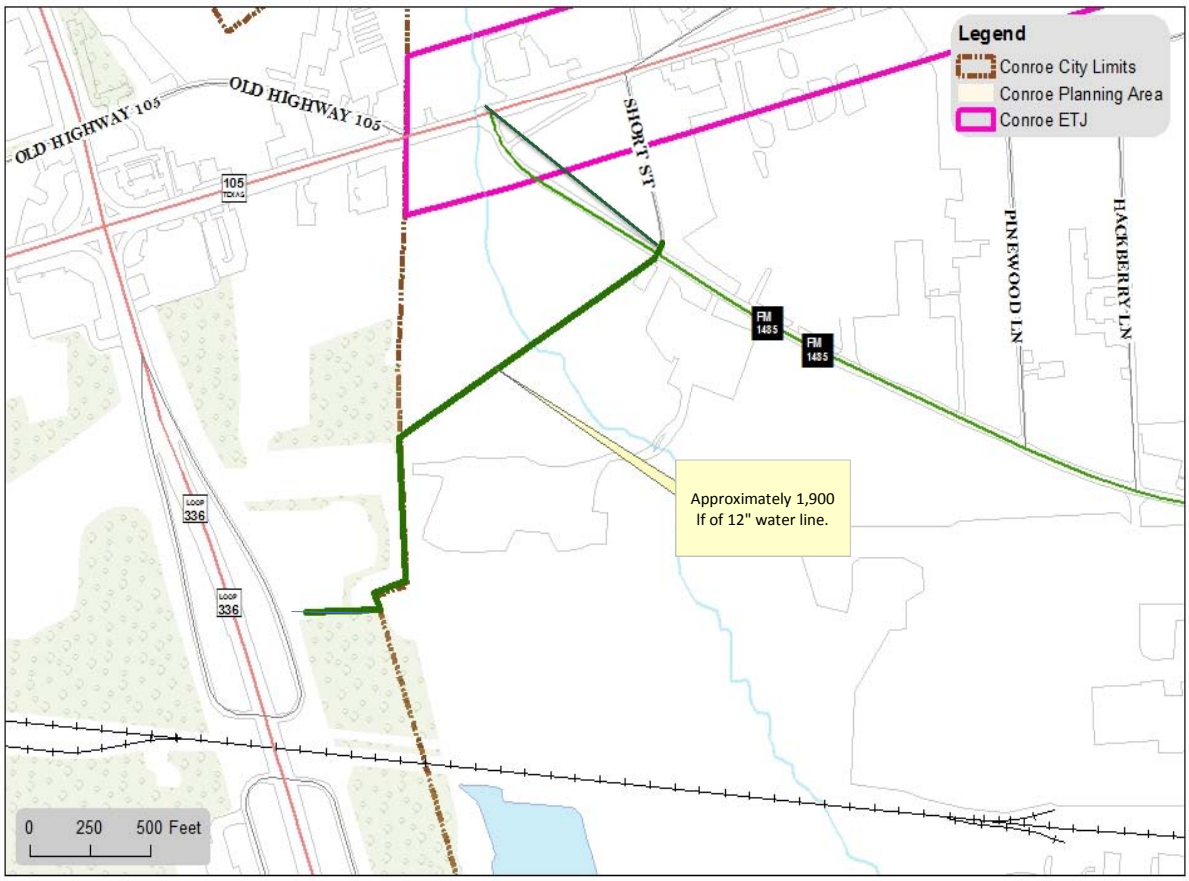

N

TBD
Water Line Extension
FM 1485

City of Conroe, Texas
www.CityofConroe.org

ADDITIONAL PROJECT DETAILS:

Capital Improvement Program
Project Sheet

Project Type: Water

Project Name: Water Line Extension - Wally Wilkerson to FM 1484 (CIDC)

Project Code: TBD

Project Manager: Engineering

Location Description: Wally Wilkerson from HWY 75 to Conroe Park West Drive & Pollok to FM 1484

Summary: This project is to install approximately 10,200 linear feet of 12" water line along Wally Wilkerson from HWY 75 to Conroe Park West Drive. The water line extension will provide service and an interconnected loop system in the northeast area of Conroe to Conroe Park North Industrial Park and Deison Technology Park. In addition, it will extend a water line south to FM 1484 and across Deison Technology Park.

Project Start Date: October 2020

Project End Date: September 2021

REVENUE SOURCE	Prior Budgets	2018-2019	2019-2020	2020-2021	2021-2022	2022-2023	2023-2028	TOTAL COST
General Obligation Bonds	$ -	$ -	$ -	$ -	$ -	$ -	$ -	**$ -**
Certificates of Obligation	-	-	-	-	-	-	-	**-**
Revenue Bonds	-	-	-	-	-	-	-	**-**
Interest Income	-	-	-	-	-	-	-	**-**
Intergovernmental	-	-	-	-	-	-	-	**-**
Transfers In	-	-	-	3,066,000	-	-	-	**3,066,000**
Other Sources*	-	-	-	-	-	-	-	**-**
TOTAL REVENUE	**$ -**	**$ -**	**$ -**	**$ 3,066,000**	**$ -**	**$ -**	**$ -**	**$ 3,066,000**

*** Other Sources**	CIDC General Fund	$ 3,066,000
		$ -
		$ 3,066,000

COST BREAKDOWN

KEY COST DESCRIPTIONS	Prior Budgets	2018-2019	2019-2020	2020-2021	2021-2022	2022-2023	2023-2028	TOTAL COST
1111-Land Acquisition	$ -	$ -	$ -	$ -	$ -	$ -	$ -	**$ -**
1112-Planning Design (Outside)	-	-	-	154,000	-	-	-	**154,000**
1113-Testing/Inspection	-	-	-	-	-	-	-	**-**
1114-Construction (Outside)	-	-	-	2,912,000	-	-	-	**2,912,000**
1116-Materials	-	-	-	-	-	-	-	**-**
1117-Machinery/Equipment	-	-	-	-	-	-	-	**-**
1118-Miscellaneous	-	-	-	-	-	-	-	**-**
TOTAL COST	**$ -**	**$ -**	**$ -**	**$ 3,066,000**	**$ -**	**$ -**	**$ -**	**$ 3,066,000**

Note: Inflation has been added to projected costs in future years.

PROJECTED ANNUAL OPERATING IMPACT	2018-2019	2019-2020	2020-2021	2021-2022	2022-2023	2023-2028	TOTAL COST
Revenues	$ -	$ -	$ -	$ -	$ -	$ -	**$ -**
Charges for Service	-	-	-	-	-	-	**-**
Other Revenues	-	-	-	-	-	-	**-**
Subtotal-Revenues	$ -	$ -	$ -	$ -	$ -	$ -	**$ -**
Expenses							
Personnel Service	$ -	$ -	$ -	$ -	$ -	$ -	**$ -**
Supplies	-	-	-	-	-	-	**-**
Contractual Services	-	-	-	-	-	-	**-**
Capital Outlay	-	-	-	-	-	-	**-**
NET TOTAL COST	**$ -**	**$ -**	**$ -**	**$ -**	**$ -**	**$ -**	**$ -**

Capital Improvement Program
Project Sheet

Project Type:	Water		
Project Name:	Water Line Extension - Wally Wilkerson to FM 1484 (CIDC)	**Project Code:**	TBD
Project Manager:	Engineering		
Location Description:	Wally Wilkerson from HWY 75 to Conroe Park West Drive & Pollok to FM 1484		

PROJECT MAP:

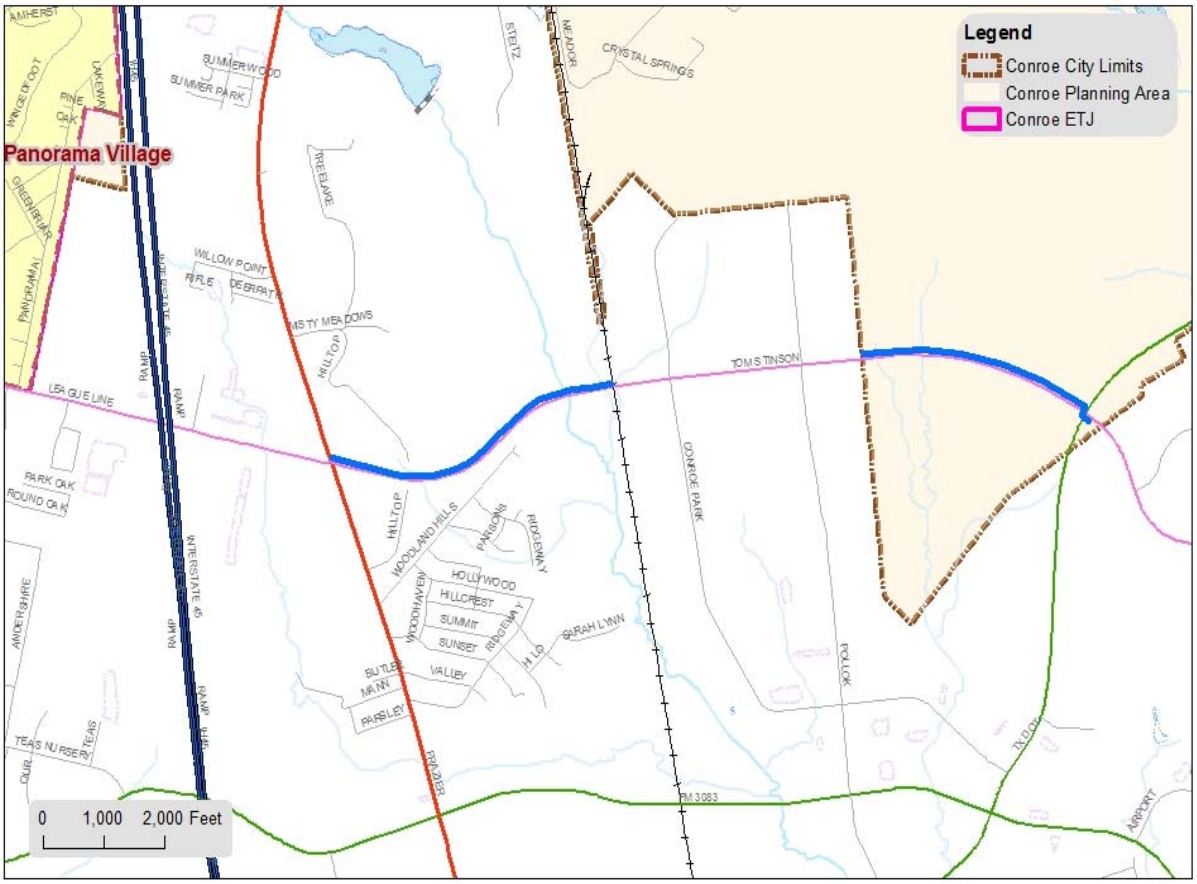

P-TBD WATER
WALLEY WILKERSON
WATERLINE EXTENSION

City of Conroe, Texas
www.CityofConroe.org

ADDITIONAL PROJECT DETAILS:

Capital Improvement Program
Project Sheet

Project Type: Water

Project Name: Elevated Storage Tank - McCaleb/Tejas **Project Code:** TBD

Project Manager: Engineering

Location Description: McCaleb Tract and Tejas Tract

Summary: This project is to construct a one (1) million gallon elevated storage tank.

Project Start Date: October 2020

Project End Date: September 2021

REVENUE SOURCE	Prior Budgets	2018-2019	2019-2020	2020-2021	2021-2022	2022-2023	2023-2028	TOTAL COST
General Obligation Bonds	$ -	$ -	$ -	$ -	$ -	$ -	$ -	**$ -**
Certificates of Obligation	-	-	-	-	-	-	-	**-**
Revenue Bonds	-	-	-	1,500,000	-	-	-	**1,500,000**
Interest Income	-	-	-	-	-	-	-	**-**
Intergovernmental	-	-	-	-	-	-	-	**-**
Transfers In	-	-	-	-	-	-	-	**-**
Other Sources*	-	-	-	-	-	-	-	**-**
TOTAL REVENUE	**$ -**	**$ -**	**$ -**	**$ 1,500,000**	**$ -**	**$ -**	**$ -**	**$ 1,500,000**

* Other Sources		
		$ -
		$ -
		$ -

COST BREAKDOWN

KEY COST DESCRIPTIONS	Prior Budgets	2018-2019	2019-2020	2020-2021	2021-2022	2022-2023	2023-2028	TOTAL COST
1111-Land Acquisition	$ -	$ -	$ -	$ -	$ -	$ -	$ -	**$ -**
1112-Planning Design (Outside)	-	-	-	300,000	-	-	-	**300,000**
1113-Testing/Inspection	-	-	-	-	-	-	-	**-**
1114-Construction (Outside)	-	-	-	1,200,000	-	-	-	**1,200,000**
1116-Materials	-	-	-	-	-	-	-	**-**
1117-Machinery/Equipment	-	-	-	-	-	-	-	**-**
1118-Miscellaneous	-	-	-	-	-	-	-	**-**
TOTAL COST	**$ -**	**$ -**	**$ -**	**$ 1,500,000**	**$ -**	**$ -**	**$ -**	**$ 1,500,000**

Note: Inflation has been added to projected costs in future years.

PROJECTED ANNUAL OPERATING IMPACT	2018-2019	2019-2020	2020-2021	2021-2022	2022-2023	2023-2028	TOTAL COST
Revenues	$ -	$ -	$ -	$ -	$ -	$ -	**$ -**
Charges for Service	-	-	-	-	-	-	**-**
Other Revenues	-	-	-	-	-	-	**-**
Subtotal-Revenues	$ -	$ -	$ -	$ -	$ -	$ -	**$ -**
Expenses							
Personnel Service	$ -	$ -	$ -	$ -	$ -	$ -	**$ -**
Supplies	-	-	-	-	-	-	**-**
Contractual Services	-	-	-	-	-	-	**-**
Capital Outlay	-	-	-	-	-	-	**-**
NET TOTAL COST	**$ -**	**$ -**	**$ -**	**$ -**	**$ -**	**$ -**	**$ -**

Capital Improvement Program
Project Sheet

Project Type:	Water		
Project Name:	Elevated Storage Tank - McCaleb/Tejas	**Project Code:**	TBD
Project Manager:	Engineering		
Location Description:	McCaleb Tract and Tejas Tract		

PROJECT MAP:

N

P-TBD WATER
ELEVATED STORAGE TANK - MC CALEB/TEJAS

City of Conroe, Texas
www.CityofConroe.org

ADDITIONAL PROJECT DETAILS:

Capital Improvement Program
Project Sheet

Project Type: Water

Project Name: Water Line Rehab - Rivershire and Gladstell Area **Project Code:** TBD

Project Manager: Engineering

Location Description: Rivershire and Gladstell Area

Summary: This project is to remove approximately 19,765 linear feet of existing 12" AC pipes and replace with 12" PVC.

Project Start Date: October 2020

Project End Date: September 2021

REVENUE SOURCE	Prior Budgets	2018-2019	2019-2020	2020-2021	2021-2022	2022-2023	2023-2028	TOTAL COST
General Obligation Bonds	$ -	$ -	$ -	$ -	$ -	$ -	$ -	**$ -**
Certificates of Obligation	-	-	-	-	-	-	-	**-**
Revenue Bonds	-	-	-	7,513,000	-	-	-	**7,513,000**
Interest Income	-	-	-	-	-	-	-	**-**
Intergovernmental	-	-	-	-	-	-	-	**-**
Transfers In	-	-	-	-	-	-	-	**-**
Other Sources*	-	-	-	-	-	-	-	**-**
TOTAL REVENUE	**$ -**	**$ -**	**$ -**	**$ 7,513,000**	**$ -**	**$ -**	**$ -**	**$ 7,513,000**

* Other Sources		
		$ -
		$ -
		$ -

COST BREAKDOWN

KEY COST DESCRIPTIONS	Prior Budgets	2018-2019	2019-2020	2020-2021	2021-2022	2022-2023	2023-2028	TOTAL COST
1111-Land Acquisition	$ -	$ -	$ -	$ -	$ -	$ -	$ -	**$ -**
1112-Planning Design (Outside)	-	-	-	754,000	-	-	-	**754,000**
1113-Testing/Inspection	-	-	-	-	-	-	-	**-**
1114-Construction (Outside)	-	-	-	6,759,000	-	-	-	**6,759,000**
1116-Materials	-	-	-	-	-	-	-	**-**
1117-Machinery/Equipment	-	-	-	-	-	-	-	**-**
1118-Miscellaneous	-	-	-	-	-	-	-	**-**
TOTAL COST	**$ -**	**$ -**	**$ -**	**$ 7,513,000**	**$ -**	**$ -**	**$ -**	**$ 7,513,000**

Note: Inflation has been added to projected costs in future years.

PROJECTED ANNUAL OPERATING IMPACT	2018-2019	2019-2020	2020-2021	2021-2022	2022-2023	2023-2028	TOTAL COST
Revenues	$ -	$ -	$ -	$ -	$ -	$ -	**$ -**
Charges for Service	-	-	-	-	-	-	**-**
Other Revenues	-	-	-	-	-	-	**-**
Subtotal-Revenues	$ -	$ -	$ -	$ -	$ -	$ -	**$ -**
Expenses							
Personnel Service	$ -	$ -	$ -	$ -	$ -	$ -	**$ -**
Supplies	-	-	-	-	-	-	**-**
Contractual Services	-	-	-	-	-	-	**-**
Capital Outlay	-	-	-	-	-	-	**-**
NET TOTAL COST	**$ -**	**$ -**	**$ -**	**$ -**	**$ -**	**$ -**	**$ -**

Capital Improvement Program
Project Sheet

Project Type: Water

Project Name: Water Line Rehab - Rivershire and Gladstell Area **Project Code:** TBD

Project Manager: Engineering

Location Description: Rivershire and Gladstell Area

PROJECT MAP:

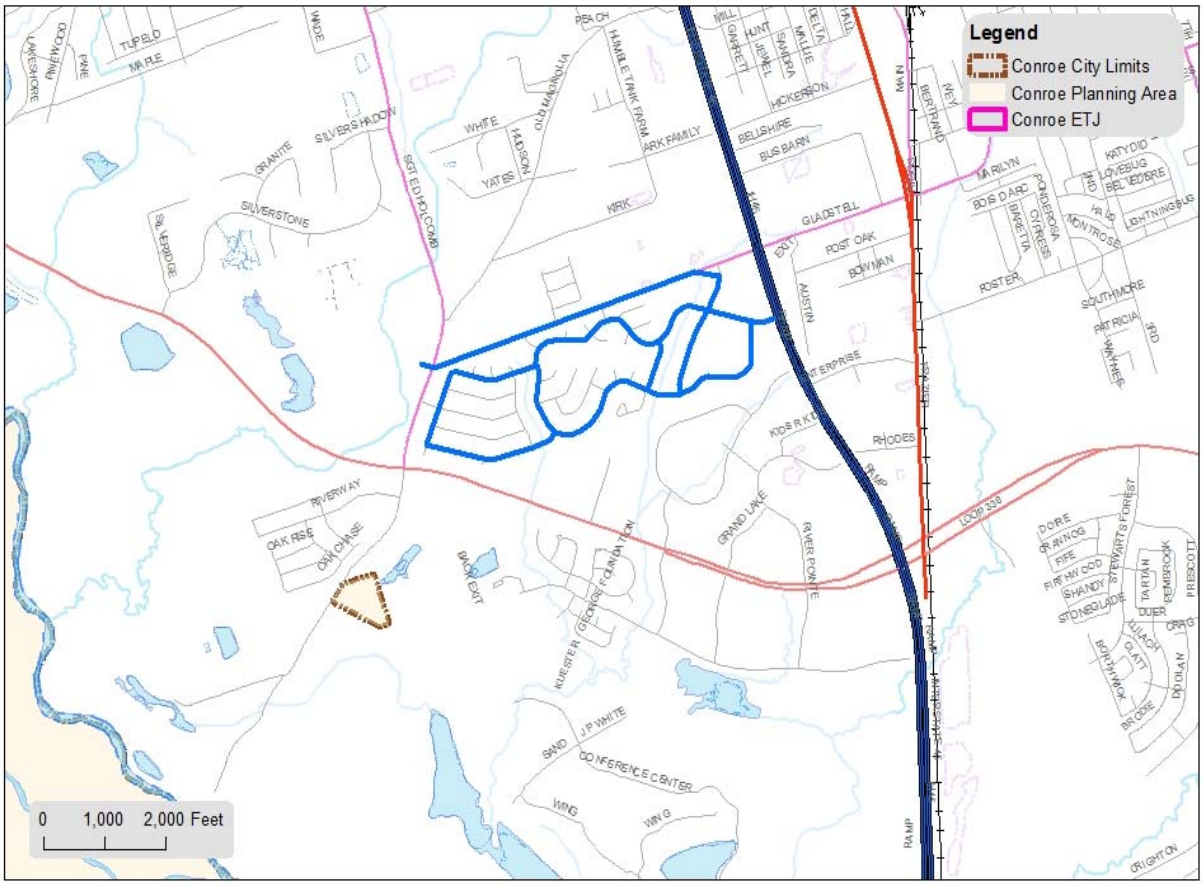

P-TBD WATER
RIVERSHIRE - GLADSTELL WATER LINE REHAB

City of Conroe, Texas
www.CityofConroe.org

ADDITIONAL PROJECT DETAILS:

Capital Improvement Program
Project Sheet

Project Type: Water

Project Name: Water Line Rehab - North Loop 336 **Project Code:** TBD

Project Manager: Engineering

Location Description: North Loop 336 from North Thompson to Canterbury

Summary: This project is to remove and replace approximately 7,000 linear feet of 12" AC water line with new PVC C900 pipes.

Project Start Date: October 2020

Project End Date: September 2021

REVENUE SOURCE	Prior Budgets	2018-2019	2019-2020	2020-2021	2021-2022	2022-2023	2023-2028	TOTAL COST
General Obligation Bonds	$ -	$ -	$ -	$ -	$ -	$ -	$ -	**$ -**
Certificates of Obligation	-	-	-	-	-	-	-	**-**
Revenue Bonds	-	-	-	2,630,000	-	-	-	**2,630,000**
Interest Income	-	-	-	-	-	-	-	**-**
Intergovernmental	-	-	-	-	-	-	-	**-**
Transfers In	-	-	-	-	-	-	-	**-**
Other Sources*	-	-	-	-	-	-	-	**-**
TOTAL REVENUE	**$ -**	**$ -**	**$ -**	**$ 2,630,000**	**$ -**	**$ -**	**$ -**	**$ 2,630,000**

* Other Sources		
		$ -
		$ -
		$ -

COST BREAKDOWN

KEY COST DESCRIPTIONS	Prior Budgets	2018-2019	2019-2020	2020-2021	2021-2022	2022-2023	2023-2028	TOTAL COST
1111-Land Acquisition	$ -	$ -	$ -	$ -	$ -	$ -	$ -	**$ -**
1112-Planning Design (Outside)	-	-	-	184,000	-	-	-	**184,000**
1113-Testing/Inspection	-	-	-	-	-	-	-	**-**
1114-Construction (Outside)	-	-	-	2,446,000	-	-	-	**2,446,000**
1116-Materials	-	-	-	-	-	-	-	**-**
1117-Machinery/Equipment	-	-	-	-	-	-	-	**-**
1118-Miscellaneous	-	-	-	-	-	-	-	**-**
TOTAL COST	**$ -**	**$ -**	**$ -**	**$ 2,630,000**	**$ -**	**$ -**	**$ -**	**$ 2,630,000**

Note: Inflation has been added to projected costs in future years.

PROJECTED ANNUAL OPERATING IMPACT	2018-2019	2019-2020	2020-2021	2021-2022	2022-2023	2023-2028	TOTAL COST
Revenues	$ -	$ -	$ -	$ -	$ -	$ -	**$ -**
Charges for Service	-	-	-	-	-	-	**-**
Other Revenues	-	-	-	-	-	-	**-**
Subtotal-Revenues	$ -	$ -	$ -	$ -	$ -	$ -	**$ -**
Expenses							
Personnel Service	$ -	$ -	$ -	$ -	$ -	$ -	**$ -**
Supplies	-	-	-	-	-	-	**-**
Contractual Services	-	-	-	-	-	-	**-**
Capital Outlay	-	-	-	-	-	-	**-**
NET TOTAL COST	**$ -**	**$ -**	**$ -**	**$ -**	**$ -**	**$ -**	**$ -**

Capital Improvement Program
Project Sheet

Project Type:	Water		
Project Name:	Water Line Rehab - North Loop 336	**Project Code:**	TBD
Project Manager:	Engineering		
Location Description:	North Loop 336 from North Thompson to Canterbury		

PROJECT MAP:

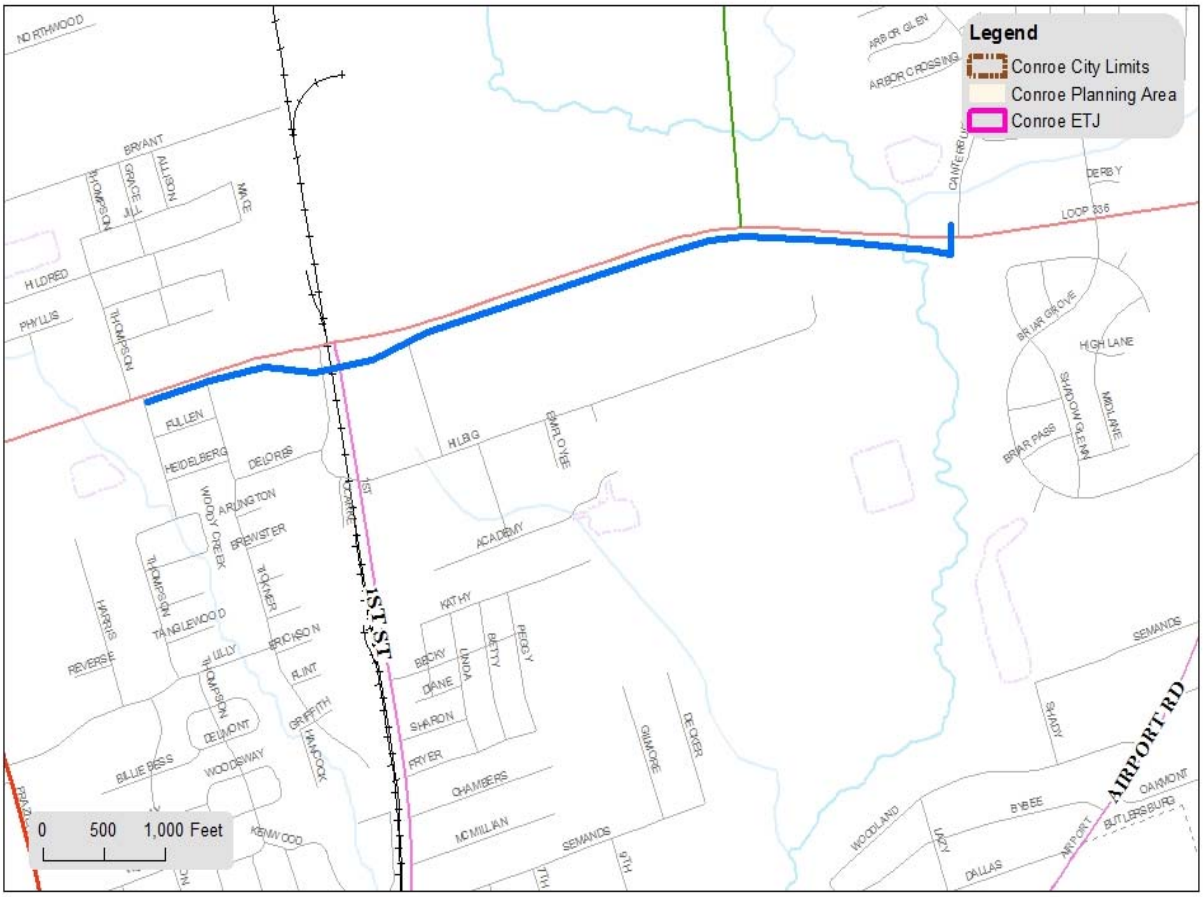

P-TBD WATER
N LOOP 336 WATERLINE REHAB

City of Conroe, Texas
www.CityofConroe.org

ADDITIONAL PROJECT DETAILS:

CITY OF CONROE

(This page intentionally left blank.)

SEWER IMPROVEMENTS

Capital Improvement Program
Project Sheet

Project Type: Sewer

Project Name: Sewer Rehab - SH 105/IH-45 Phase II **Project Code:** G15

Project Manager: Engineering

Location Description: IH-45 North at SH 105 from Detention Pond to Saltgrass Steak House

Summary: This project involves installing approximately 2,240 linear feet of 24-inch sewer line with 9 manholes and installing approximately 350 linear feet of bore and steel casing to cross roadways and underground utilities. This project also involves abandoning existing 15" sewer lines and 9 manholes in place.

Project Start Date: October 2016

Project End Date: September 2018

REVENUE SOURCE	Prior Budgets	2018-2019	2019-2020	2020-2021	2021-2022	2022-2023	2023-2028	TOTAL COST
General Obligation Bonds	$ -	$ -	$ -	$ -	$ -	$ -	$ -	$ -
Certificates of Obligation	-	370,000	-	-	-	-	-	370,000
Revenue Bonds	-	-	-	-	-	-	-	-
Interest Income	-	-	-	-	-	-	-	-
Intergovernmental	-	-	-	-	-	-	-	-
Transfers In	-	-	-	-	-	-	-	-
Other Sources*	-	-	-	-	-	-	-	-
TOTAL REVENUE	$ -	$ 370,000	$ -	$ -	$ -	$ -	$ -	$ 370,000

* Other Sources		
		$ -
		$ -
		$ -

COST BREAKDOWN

KEY COST DESCRIPTIONS	Prior Budgets	2018-2019	2019-2020	2020-2021	2021-2022	2022-2023	2023-2028	TOTAL COST
1111-Land Acquisition	$ -	$ -	$ -	$ -	$ -	$ -	$ -	$ -
1112-Planning Design (Outside)	-	-	-	-	-	-	-	-
1113-Testing/Inspection	-	-	-	-	-	-	-	-
1114-Construction (Outside)	-	-	-	-	-	-	-	-
1116-Materials	-	-	-	-	-	-	-	-
1117-Machinery/Equipment	-	-	-	-	-	-	-	-
1118-Miscellaneous	-	-	-	-	-	-	-	-
TOTAL COST	$ -	$ -	$ -	$ -	$ -	$ -	$ -	$ -

Note: Inflation has been added to projected costs in future years.

PROJECTED ANNUAL OPERATING IMPACT	2018-2019	2019-2020	2020-2021	2021-2022	2022-2023	2023-2028	TOTAL COST
Revenues	$ -	$ -	$ -	$ -	$ -	$ -	$ -
Charges for Service	-	-	-	-	-	-	-
Other Revenues	-	-	-	-	-	-	-
Subtotal-Revenues	$ -	$ -	$ -	$ -	$ -	$ -	$ -
Expenses							
Personnel Service	$ -	$ -	$ -	$ -	$ -	$ -	$ -
Supplies	-	-	-	-	-	-	-
Contractual Services	-	-	-	-	-	-	-
Capital Outlay	-	-	-	-	-	-	-
NET TOTAL COST	$ -	$ -	$ -	$ -	$ -	$ -	$ -

Capital Improvement Program
Project Sheet

Project Type:	Sewer		
Project Name:	Sewer Rehab - SH 105/IH-45 Phase II	**Project Code:**	G15
Project Manager:	Engineering		
Location Description:	IH-45 North at SH 105 from Detention Pond to Saltgrass Steak House		

PROJECT MAP:

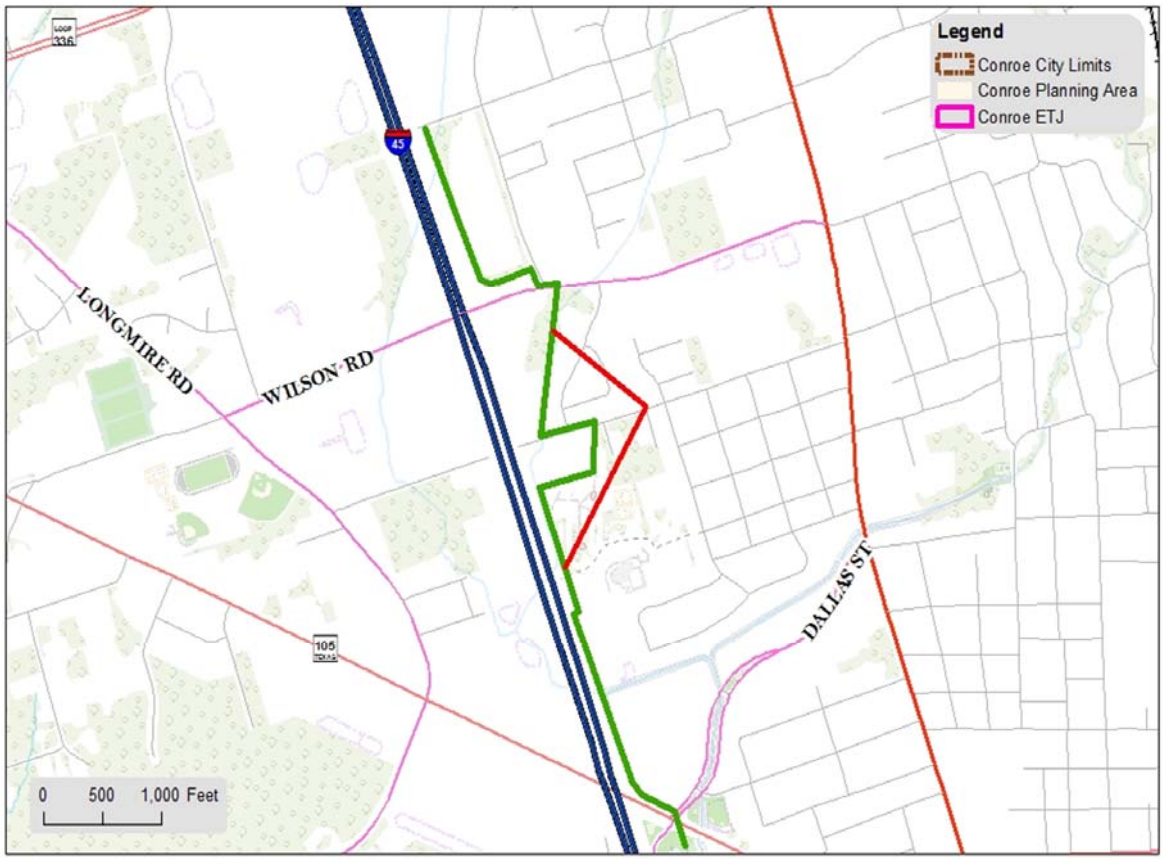

P-TBD
SEWER REHAB
SH-105/IH-45 PHASE ll

City of Conroe, Texas
www.CityofConroe.org

ADDITIONAL PROJECT DETAILS:

Capital Improvement Program
Project Sheet

Project Type: Sewer

Project Name: Sewer Line - Lift Station Expansion & Gravity Sewer Main - State Highway 242 and FM 1488

Project Code: F27

Project Manager: Engineering

Location Description: From Windsor Lakes lift station to the manhole at South Loop 336

Summary: This project includes the expansion of the Windsor Lakes Lift Station to 4.0 MGD (future expansion to 9.0 MGD) and construction of approximately 27,000 linear feet of 18" force main from Windsor Lakes Lift Station to the diversion structure on South Loop 336.

Project Start Date: October 2016

Project End Date: September 2018

REVENUE SOURCE	Prior Budgets	2018-2019	2019-2020	2020-2021	2021-2022	2022-2023	2023-2028	TOTAL COST
General Obligation Bonds	$ -	$ -	$ -	$ -	$ -	$ -	$ -	$ -
Certificates of Obligation	-	2,000,000	-	-	-	-	-	2,000,000
Revenue Bonds	-	-	-	-	-	-	-	-
Interest Income	-	-	-	-	-	-	-	-
Intergovernmental	-	-	-	-	-	-	-	-
Transfers In	-	-	-	-	-	-	-	-
Other Sources*	-	-	-	-	-	-	-	-
TOTAL REVENUE	**$ -**	**$ 2,000,000**	**$ -**	**$ -**	**$ -**	**$ -**	**$ -**	**$ 2,000,000**

* Other Sources	
	$ -
	$ -
	$ -

COST BREAKDOWN

KEY COST DESCRIPTIONS	Prior Budgets	2018-2019	2019-2020	2020-2021	2021-2022	2022-2023	2023-2028	TOTAL COST
1111-Land Acquisition	$ -	$ -	$ -	$ -	$ -	$ -	$ -	$ -
1112-Planning Design (Outside)	-	-	-	-	-	-	-	-
1113-Testing/Inspection	-	-	-	-	-	-	-	-
1114-Construction (Outside)	-	-	-	-	-	-	-	-
1116-Materials	-	-	-	-	-	-	-	-
1117-Machinery/Equipment	-	-	-	-	-	-	-	-
1118-Miscellaneous	-	-	-	-	-	-	-	-
TOTAL COST	**$ -**	**$ -**	**$ -**	**$ -**	**$ -**	**$ -**	**$ -**	**$ -**

Note: Inflation has been added to projected costs in future years.

PROJECTED ANNUAL OPERATING IMPACT	2018-2019	2019-2020	2020-2021	2021-2022	2022-2023	2023-2028	TOTAL COST
Revenues	$ -	$ -	$ -	$ -	$ -	$ -	$ -
Charges for Service	-	-	-	-	-	-	-
Other Revenues	-	-	-	-	-	-	-
Subtotal-Revenues	$ -	$ -	$ -	$ -	$ -	$ -	$ -
Expenses							
Personnel Service	$ -	$ -	$ -	$ -	$ -	$ -	$ -
Supplies	-	-	-	-	-	-	-
Contractual Services	-	-	-	-	-	-	-
Capital Outlay	-	-	-	-	-	-	-
NET TOTAL COST	$ -	$ -	$ -	$ -	$ -	$ -	$ -

Capital Improvement Program
Project Sheet

Project Type: Sewer

Project Name: Sewer Line - Lift Station Expansion & Gravity Sewer Main - State Highway 242 and FM 1488

Project Code: F27

Project Manager: Engineering

Location Description: From Windsor Lakes lift station to the manhole at South Loop 336

PROJECT MAP:

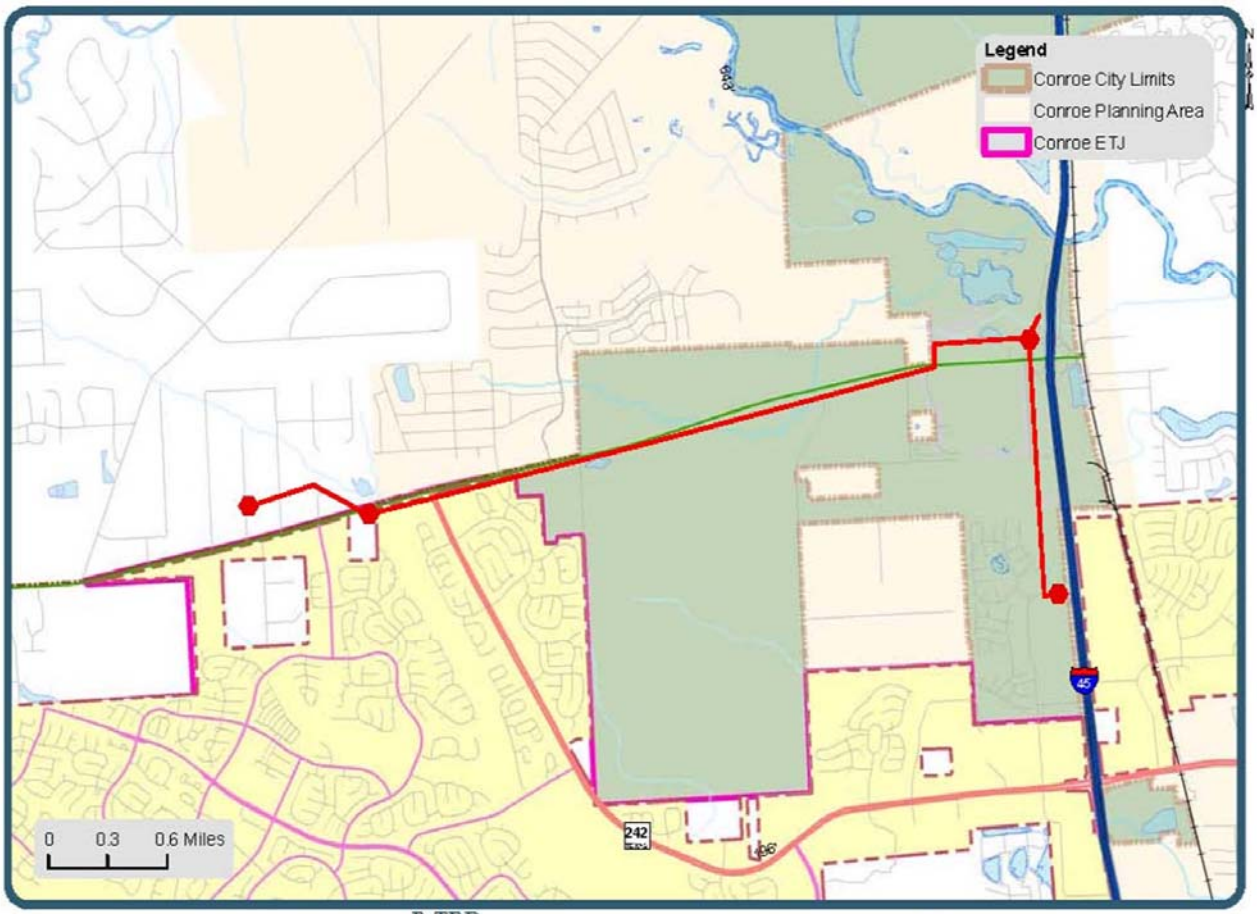

P-TBD

STATE HIGHWAY 242 AND FM 1488

City of Conroe, Texas
www.CityofConroe.org

ADDITIONAL PROJECT DETAILS:

Capital Improvement Program
Project Sheet

Project Type: Sewer

Project Name: SSOI Program **Project Code:** 665

Project Manager: Engineering

Location Description: Sanitary Sewer Overflow Initiative Program (SSOI)

Summary: The project is an agreement with the Texas Commission on Environmental Quality that requires the City to take action to address sanitary sewer overflows. Funding for this project will be used for sewer line replacement and rehabilitation, manhole inspection and rehabilitation, sewer capacity assessment and studies, lift station improvements, sewer GIS mapping and inventory, information management system initiative and to enhance the fats, oil, grease (FOG) program.

Project Start Date: Prior

Project End Date: September 2028

REVENUE SOURCE	Prior Budgets	2018-2019	2019-2020	2020-2021	2021-2022	2022-2023	2023-2028	TOTAL COST
General Obligation Bonds	$ -	$ -	$ -	$ -	$ -	$ -	$ -	**$ -**
Certificates of Obligation	-	850,000	-	-	-	-	-	**850,000**
Revenue Bonds	-	-	850,000	850,000	850,000	850,000	4,250,000	**7,650,000**
Interest Income	-	-	-	-	-	-	-	**-**
Intergovernmental	-	-	-	-	-	-	-	**-**
Transfers In	-	450,000	-	-	-	-	-	**450,000**
Other Sources*	-	-	-	-	-	-	-	**-**
TOTAL REVENUE	**$ -**	**$ 1,300,000**	**$ 850,000**	**$ 850,000**	**$ 850,000**	**$ 850,000**	**$ 4,250,000**	**$ 8,950,000**

*** Other Sources**	Water & Sewer Operating Fund Capital Reserve	$ 450,000
		$ -
		$ 450,000

COST BREAKDOWN

KEY COST DESCRIPTIONS	Prior Budgets	2018-2019	2019-2020	2020-2021	2021-2022	2022-2023	2023-2028	TOTAL COST
1111-Land Acquisition	$ -	$ -	$ -	$ -	$ -	$ -	$ -	**$ -**
1112-Planning Design (Outside)	-	-	-	-	-	-	-	**-**
1113-Testing/Inspection	-	-	-	-	-	-	-	**-**
1114-Construction (Outside)	-	1,300,000	850,000	850,000	850,000	850,000	4,250,000	**8,950,000**
1116-Materials	-	-	-	-	-	-	-	**-**
1117-Machinery/Equipment	-	-	-	-	-	-	-	**-**
1118-Miscellaneous	-	-	-	-	-	-	-	**-**
TOTAL COST	**$ -**	**$ 1,300,000**	**$ 850,000**	**$ 850,000**	**$ 850,000**	**$ 850,000**	**$ 4,250,000**	**$ 8,950,000**

Note: Inflation has been added to projected costs in future years.

PROJECTED ANNUAL OPERATING IMPACT	2018-2019	2019-2020	2020-2021	2021-2022	2022-2023	2023-2028	TOTAL COST
Revenues	$ -	$ -	$ -	$ -	$ -	$ -	**$ -**
Charges for Service	-	-	-	-	-	-	**-**
Other Revenues	-	-	-	-	-	-	**-**
Subtotal-Revenues	$ -	$ -	$ -	$ -	$ -	$ -	**$ -**
Expenses							
Personnel Service	$ -	$ -	$ -	$ -	$ -	$ -	**$ -**
Supplies	-	-	-	-	-	-	**-**
Contractual Services	-	-	-	-	-	-	**-**
Capital Outlay	-	-	-	-	-	-	**-**
NET TOTAL COST	**$ -**	**$ -**	**$ -**	**$ -**	**$ -**	**$ -**	**$ -**

Capital Improvement Program
Project Sheet

Project Type:	Sewer		
Project Name:	SSOI Program	**Project Code:**	665
Project Manager:	Engineering		
Location Description:	Sanitary Sewer Overflow Initiative Program (SSOI)		

PROJECT MAP:

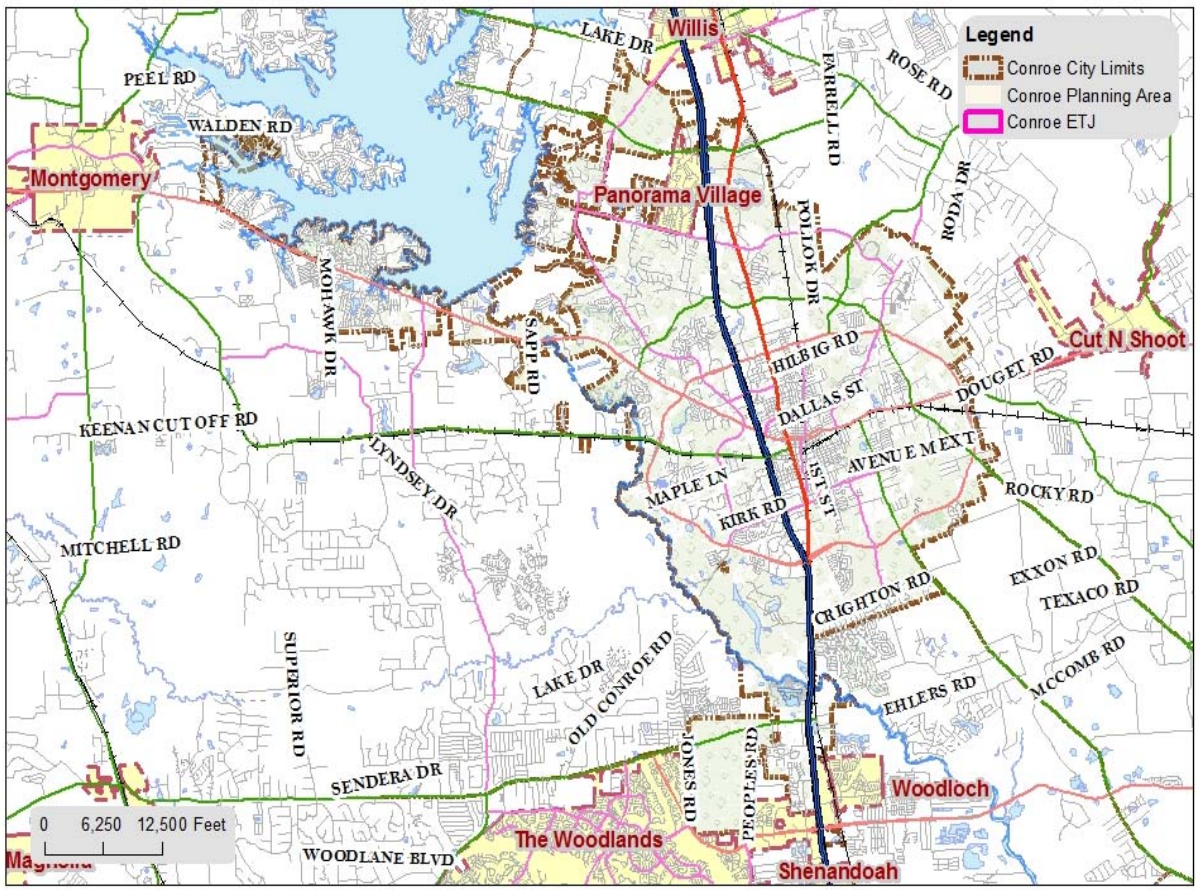

P-TBD

LOCATION TO BE DETERMINED

City of Conroe, Texas
www.CityofConroe.org

ADDITIONAL PROJECT DETAILS:

Capital Improvement Program
Project Sheet

Project Type: Sewer

Project Name: Treatment Plant - Construction of New Plant (Phase IV) **Project Code:** 975

Project Manager: Public Works

Location Description: Southwest Quadrant of Ed Kharbat Drive and Foster Drive

Summary: This is the final phase and includes construction of the new South Conroe Wastewater Treatment Plant. The projected annual operating impact includes personnel and operational costs beginning in March 2021. The plant is anticipated to be online as early as October 2021.

Project Start Date: Prior

Project End Date: September 2020

REVENUE SOURCE	Prior Budgets	2018-2019	2019-2020	2020-2021	2021-2022	2022-2023	2023-2028	TOTAL COST
General Obligation Bonds	$ -	$ -	$ -	$ -	$ -	$ -	$ -	**$ -**
Certificates of Obligation	387,000	62,938,000	-	-	-	-	-	**63,325,000**
Revenue Bonds	1,289,000	-	-	-	-	-	-	**1,289,000**
Interest Income	-	-	-	-	-	-	-	**-**
Intergovernmental	-	-	-	-	-	-	-	**-**
Transfers In	-	-	-	-	-	-	-	**-**
Other Sources*	-	-	-	-	-	-	-	**-**
TOTAL REVENUE	**$ 1,676,000**	**$ 62,938,000**	**$ -**	**$ -**	**$ -**	**$ -**	**$ -**	**$ 64,614,000**

*** Other Sources**	2013 RBs (4470)	$ 230,000
	2014 RBs (4480)	470,000
	2015 RBs (4490)	589,000
	2017B-1 COs (4411)	37,000
	2017B-2 COs (4412)	350,000
		$ 1,676,000

COST BREAKDOWN

KEY COST DESCRIPTIONS	Prior Budgets	2018-2019	2019-2020	2020-2021	2021-2022	2022-2023	2023-2028	TOTAL COST
1111-Land Acquisition	$ -	$ -	$ -	$ -	$ -	$ -	$ -	**$ -**
1112-Planning Design (Outside)	-	-	-	-	-	-	-	**-**
1113-Testing/Inspection	-	-	-	-	-	-	-	**-**
1114-Construction (Outside)	1,676,000	31,469,000	31,469,000	-	-	-	-	**64,614,000**
1116-Materials	-	-	-	-	-	-	-	**-**
1117-Machinery/Equipment	-	-	-	-	-	-	-	**-**
1118-Miscellaneous	-	-	-	-	-	-	-	**-**
TOTAL COST	**$ 1,676,000**	**$ 31,469,000**	**$ 31,469,000**	**$ -**	**$ -**	**$ -**	**$ -**	**$ 64,614,000**

Note: Inflation has been added to projected costs in future years.

PROJECTED ANNUAL OPERATING IMPACT	2018-2019	2019-2020	2020-2021	2021-2022	2022-2023	2023-2028	TOTAL COST
Revenues	$ -	$ -	$ -	$ -	$ -	$ -	**$ -**
Charges for Service	-	-	-	-	-	-	**-**
Other Revenues	-	-	-	-	-	-	**-**
Subtotal-Revenues	$ -	$ -	$ -	$ -	$ -	$ -	**$ -**
Expenses							
Personnel Service	$ -	$ -	$ 698,108	$ 1,145,482	$ 1,174,950	$ 6,353,680	**$ 9,372,220**
Supplies	-	-	302,557	496,447	509,218	2,753,657	**4,061,879**
Contractual Services	-	-	545,842	895,637	918,678	4,967,859	**7,328,015**
Capital Outlay	-	-	-	-	-	-	**-**
NET TOTAL COST	**$ -**	**$ -**	**$ (1,546,507)**	**$ (2,537,566)**	**$ (2,602,845)**	**$ (14,075,196)**	**$ (20,762,114)**

Capital Improvement Program
Project Sheet

Project Type:	Sewer		
Project Name:	Treatment Plant - Construction of New Plant (Phase IV)	**Project Code:**	975
Project Manager:	Public Works		
Location Description:	Southwest Quadrant of Ed Kharbat Drive and Foster Drive		

PROJECT MAP:

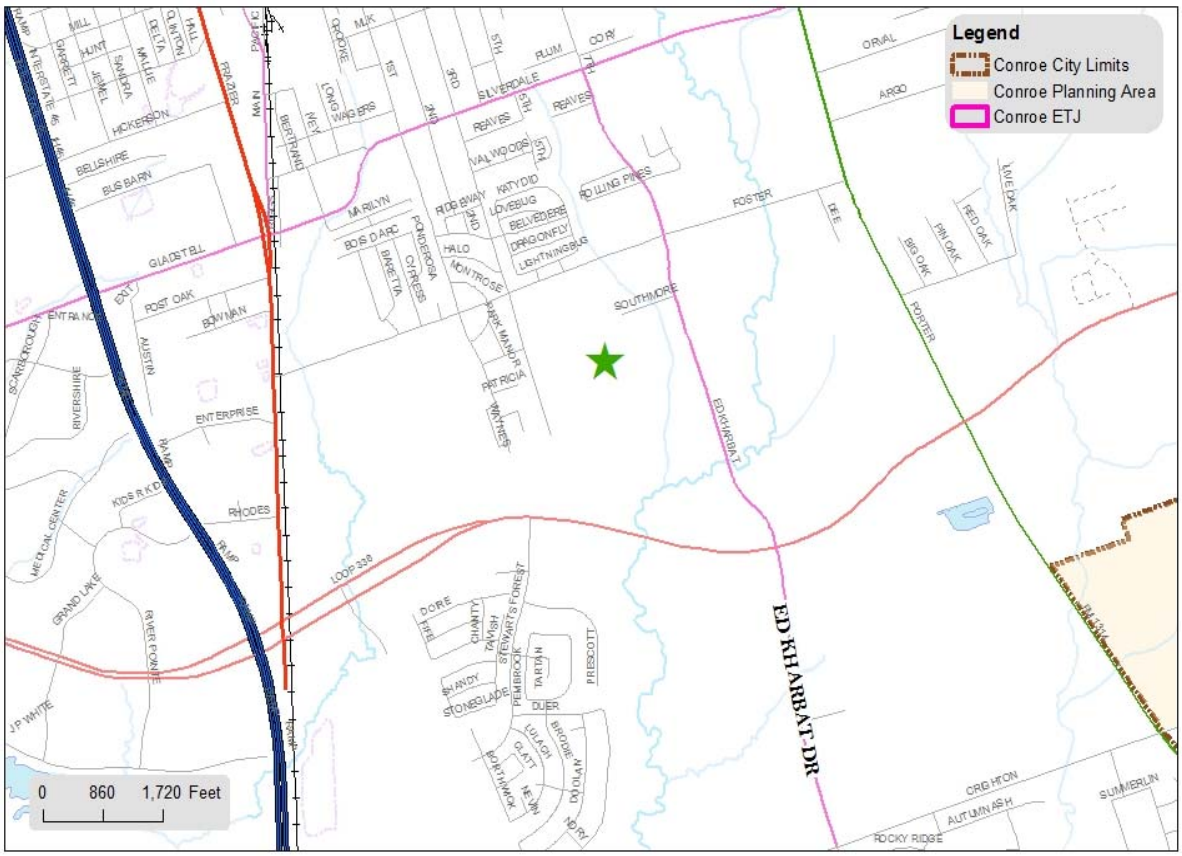

WASTEWATER TREATMENT PLANT PHASE IV
NEW LOCATION

City of Conroe, Texas
www.CityofConroe.org

ADDITIONAL PROJECT DETAILS:

Capital Improvement Program
Project Sheet

Project Type: Sewer

Project Name: Sewer Rehab - SH 105/IH-45 Phase III **Project Code:** G64

Project Manager: Engineering

Location Description: Holly Hills Subdivision - Wilson Road to North loop 336 along the creek and Northpine from Chase to Frazier.

Summary: The project consists of installing approximately 4,600 linear feet of 12" sanitary sewer to replace existing 8" gravity sewer. There will be approximately 500 linear feet of 6" pipe rehabilitation on Northpine from Chase to Frazier Street.

Project Start Date: October 2017

Project End Date: September 2019

REVENUE SOURCE	Prior Budgets	2018-2019	2019-2020	2020-2021	2021-2022	2022-2023	2023-2028	TOTAL COST
General Obligation Bonds	$ -	$ -	$ -	$ -	$ -	$ -	$ -	$ -
Certificates of Obligation	-	1,663,000	-	-	-	-	-	1,663,000
Revenue Bonds	-	-	-	-	-	-	-	-
Interest Income	-	-	-	-	-	-	-	-
Intergovernmental	-	-	-	-	-	-	-	-
Transfers In	-	-	-	-	-	-	-	-
Other Sources*	-	-	-	-	-	-	-	-
TOTAL REVENUE	**$ -**	**$ 1,663,000**	**$ -**	**$ -**	**$ -**	**$ -**	**$ -**	**$ 1,663,000**

* Other Sources		
		$ -
		$ -
		$ -

COST BREAKDOWN

KEY COST DESCRIPTIONS	Prior Budgets	2018-2019	2019-2020	2020-2021	2021-2022	2022-2023	2023-2028	TOTAL COST
1111-Land Acquisition	$ -	$ -	$ -	$ -	$ -	$ -	$ -	$ -
1112-Planning Design (Outside)	-	-	-	-	-	-	-	-
1113-Testing/Inspection	-	-	-	-	-	-	-	-
1114-Construction (Outside)	-	1,572,000	-	-	-	-	-	1,572,000
1116-Materials	-	-	-	-	-	-	-	-
1117-Machinery/Equipment	-	-	-	-	-	-	-	-
1118-Miscellaneous	-	-	-	-	-	-	-	-
TOTAL COST	**$ -**	**$ 1,572,000**	**$ -**	**$ -**	**$ -**	**$ -**	**$ -**	**$ 1,572,000**

Note: Inflation has been added to projected costs in future years.

PROJECTED ANNUAL OPERATING IMPACT	2018-2019	2019-2020	2020-2021	2021-2022	2022-2023	2023-2028	TOTAL COST
Revenues	$ -	$ -	$ -	$ -	$ -	$ -	$ -
Charges for Service	-	-	-	-	-	-	-
Other Revenues	-	-	-	-	-	-	-
Subtotal-Revenues	$ -	$ -	$ -	$ -	$ -	$ -	$ -
Expenses							
Personnel Service	$ -	$ -	$ -	$ -	$ -	$ -	$ -
Supplies	-	-	-	-	-	-	-
Contractual Services	-	-	-	-	-	-	-
Capital Outlay	-	-	-	-	-	-	-
NET TOTAL COST	**$ -**	**$ -**	**$ -**	**$ -**	**$ -**	**$ -**	**$ -**

Capital Improvement Program
Project Sheet

Project Type:	Sewer		
Project Name:	Sewer Rehab - SH 105/IH-45 Phase III	**Project Code:**	G64
Project Manager:	Engineering		
Location Description:	Holly Hills Subdivision - Wilson Road to North loop 336 along the creek and Northpine from Chase to Frazier.		

PROJECT MAP:

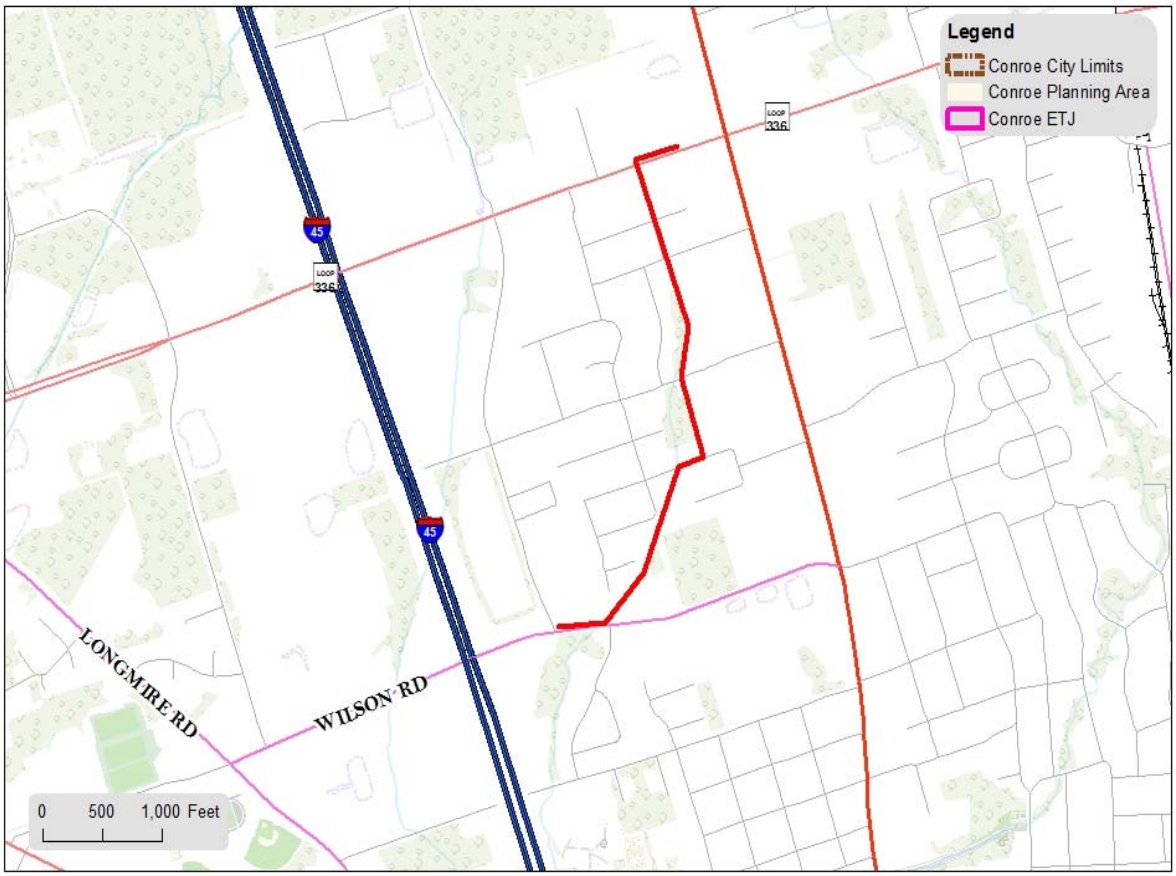

SEWER REHAB
SH-105/IH-45 PHASE III

City of Conroe, Texas
www.CityofConroe.org

ADDITIONAL PROJECT DETAILS:

Capital Improvement Program
Project Sheet

Project Type: Sewer

Project Name: Sewer Rehab - River Pointe Area **Project Code:** G65

Project Manager: Engineering

Location Description: River Pointe

Summary: The project consists of replacing and upsizing approximately 7,500 linear feet of 8", 10", and 12" sanitary sewer in River Pointe area using pipe bursting method.

Project Start Date: October 2017

Project End Date: September 2018

REVENUE SOURCE	Prior Budgets	2018-2019	2019-2020	2020-2021	2021-2022	2022-2023	2023-2028	TOTAL COST
General Obligation Bonds	$ -	$ -	$ -	$ -	$ -	$ -	$ -	$ -
Certificates of Obligation	-	750,000	-	-	-	-	-	750,000
Revenue Bonds	-	-	-	-	-	-	-	-
Interest Income	-	-	-	-	-	-	-	-
Intergovernmental	-	-	-	-	-	-	-	-
Transfers In	-	-	-	-	-	-	-	-
Other Sources*	-	-	-	-	-	-	-	-
TOTAL REVENUE	**$ -**	**$ 750,000**	**$ -**	**$ -**	**$ -**	**$ -**	**$ -**	**$ 750,000**

* Other Sources		
		$ -
		$ -
		$ -

COST BREAKDOWN

KEY COST DESCRIPTIONS	Prior Budgets	2018-2019	2019-2020	2020-2021	2021-2022	2022-2023	2023-2028	TOTAL COST
1111-Land Acquisition	$ -	$ -	$ -	$ -	$ -	$ -	$ -	$ -
1112-Planning Design (Outside)	-	-	-	-	-	-	-	-
1113-Testing/Inspection	-	-	-	-	-	-	-	-
1114-Construction (Outside)	-	-	-	-	-	-	-	-
1116-Materials	-	-	-	-	-	-	-	-
1117-Machinery/Equipment	-	-	-	-	-	-	-	-
1118-Miscellaneous	-	-	-	-	-	-	-	-
TOTAL COST	**$ -**	**$ -**	**$ -**	**$ -**	**$ -**	**$ -**	**$ -**	**$ -**

Note: Inflation has been added to projected costs in future years.

PROJECTED ANNUAL OPERATING IMPACT	2018-2019	2019-2020	2020-2021	2021-2022	2022-2023	2023-2028	TOTAL COST
Revenues	$ -	$ -	$ -	$ -	$ -	$ -	$ -
Charges for Service	-	-	-	-	-	-	-
Other Revenues	-	-	-	-	-	-	-
Subtotal-Revenues	$ -	$ -	$ -	$ -	$ -	$ -	$ -
Expenses							
Personnel Service	$ -	$ -	$ -	$ -	$ -	$ -	$ -
Supplies	-	-	-	-	-	-	-
Contractual Services	-	-	-	-	-	-	-
Capital Outlay	-	-	-	-	-	-	-
NET TOTAL COST	**$ -**	**$ -**	**$ -**	**$ -**	**$ -**	**$ -**	**$ -**

Capital Improvement Program
Project Sheet

Project Type: Sewer

Project Name: Sewer Rehab - River Pointe Area **Project Code:** G65

Project Manager: Engineering

Location Description: River Pointe

PROJECT MAP:

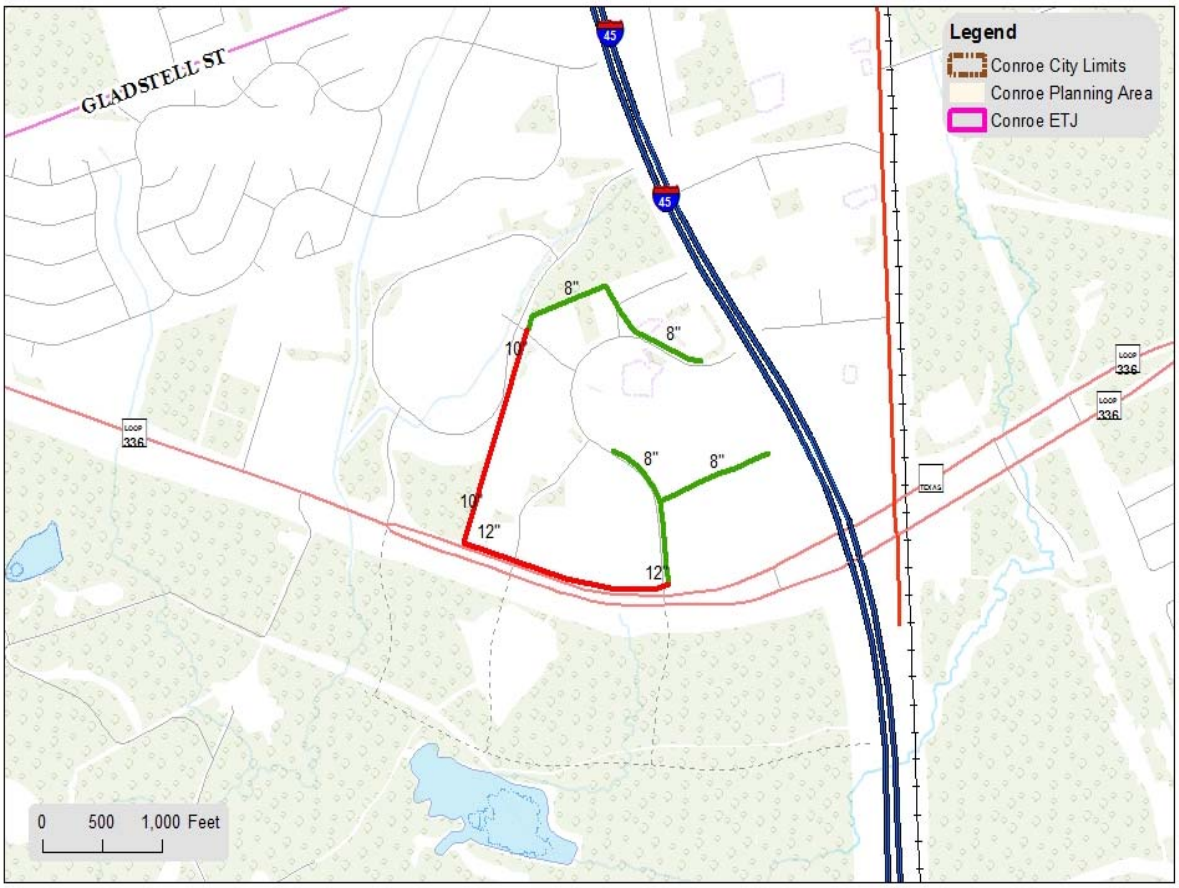

SEWER REHAB
RIVERPOINT AREA

City of Conroe Texas
www.CityofConroe.org

ADDITIONAL PROJECT DETAILS:

Capital Improvement Program
Project Sheet

Project Type: Sewer

Project Name: Lift Station Replacement - Pebble Glen #3 **Project Code:** G68

Project Manager: Engineering

Location Description: Pebble Glen

Summary: This project includes replacement of one lift station. The condition assessments resulted in a poor to very poor rating and the risk assessment for the lift stations are in the extreme category. The existing wet wells invert does not meet the TCEQ design criteria for Pebble Glen #3. Therefore, the assessment consultant recommends replacing the lift station.

Project Start Date: October 2017

Project End Date: September 2019

REVENUE SOURCE	Prior Budgets	2018-2019	2019-2020	2020-2021	2021-2022	2022-2023	2023-2028	TOTAL COST
General Obligation Bonds	$ -	$ -	$ -	$ -	$ -	$ -	$ -	$ -
Certificates of Obligation	-	340,000	-	-	-	-	-	340,000
Revenue Bonds	-	-	-	-	-	-	-	-
Interest Income	-	-	-	-	-	-	-	-
Intergovernmental	-	-	-	-	-	-	-	-
Transfers In	-	-	-	-	-	-	-	-
Other Sources*	-	-	-	-	-	-	-	-
TOTAL REVENUE	$ -	$ 340,000	$ -	$ -	$ -	$ -	$ -	$ 340,000

* Other Sources		
		$ -
		$ -
		$ -

COST BREAKDOWN

KEY COST DESCRIPTIONS	Prior Budgets	2018-2019	2019-2020	2020-2021	2021-2022	2022-2023	2023-2028	TOTAL COST
1111-Land Acquisition	$ -	$ -	$ -	$ -	$ -	$ -	$ -	$ -
1112-Planning Design (Outside)	-	-	-	-	-	-	-	-
1113-Testing/Inspection	-	-	-	-	-	-	-	-
1114-Construction (Outside)	-	165,000	-	-	-	-	-	165,000
1116-Materials	-	-	-	-	-	-	-	-
1117-Machinery/Equipment	-	-	-	-	-	-	-	-
1118-Miscellaneous	-	-	-	-	-	-	-	-
TOTAL COST	$ -	$ 165,000	$ -	$ -	$ -	$ -	$ -	$ 165,000

Note: Inflation has been added to projected costs in future years.

PROJECTED ANNUAL OPERATING IMPACT	2018-2019	2019-2020	2020-2021	2021-2022	2022-2023	2023-2028	TOTAL COST
Revenues	$ -	$ -	$ -	$ -	$ -	$ -	$ -
Charges for Service	-	-	-	-	-	-	-
Other Revenues	-	-	-	-	-	-	-
Subtotal-Revenues	$ -	$ -	$ -	$ -	$ -	$ -	$ -
Expenses							
Personnel Service	$ -	$ -	$ -	$ -	$ -	$ -	$ -
Supplies	-	-	-	-	-	-	-
Contractual Services	-	-	-	-	-	-	-
Capital Outlay	-	-	-	-	-	-	-
NET TOTAL COST	$ -	$ -	$ -	$ -	$ -	$ -	$ -

Capital Improvement Program
Project Sheet

Project Type: Sewer

Project Name: Lift Station Replacement - Pebble Glen #3 **Project Code:** G68

Project Manager: Engineering

Location Description: Pebble Glen

PROJECT MAP:

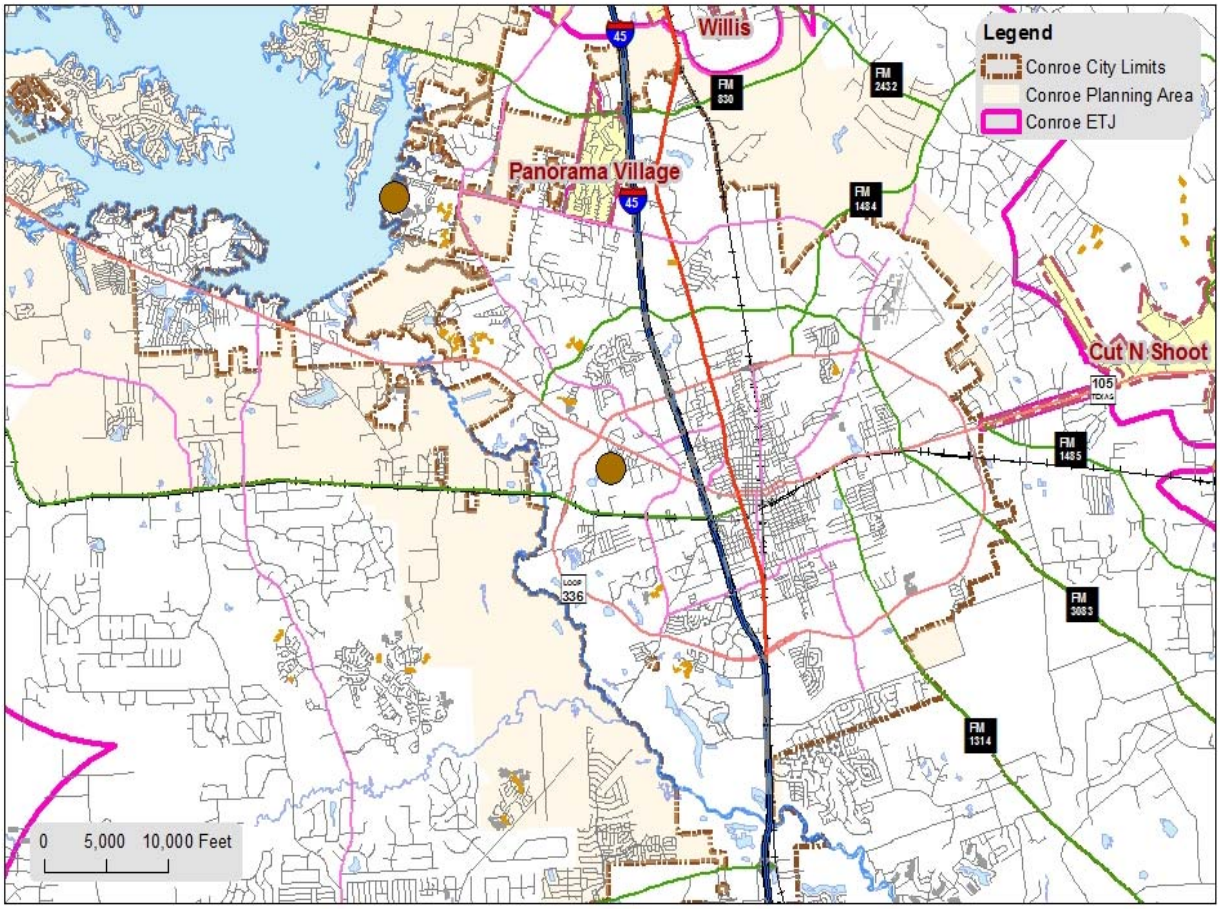

Lift Station Replacement

Pebble Glen # 3

City of Conroe, Texas
www.CityofConroe.org

ADDITIONAL PROJECT DETAILS:

Capital Improvement Program
Project Sheet

Project Type: Sewer

Project Name: Lift Station Replacement - Pebble Glen #2 **Project Code:** G69

Project Manager: Engineering

Location Description: Pebble Glen

Summary: This project includes replacement of one lift station. The condition assessments resulted in a poor to very poor rating and the risk assessment for the lift stations are in the extreme category. The electrical system rating was rated very poor and is recommended to be replaced as soon as possible.

Project Start Date: October 2017

Project End Date: September 2019

REVENUE SOURCE	Prior Budgets	2018-2019	2019-2020	2020-2021	2021-2022	2022-2023	2023-2028	TOTAL COST
General Obligation Bonds	$ -	$ -	$ -	$ -	$ -	$ -	$ -	$ -
Certificates of Obligation	-	300,000	-	-	-	-	-	300,000
Revenue Bonds	-	-	-	-	-	-	-	-
Interest Income	-	-	-	-	-	-	-	-
Intergovernmental	-	-	-	-	-	-	-	-
Transfers In	-	-	-	-	-	-	-	-
Other Sources*	-	-	-	-	-	-	-	-
TOTAL REVENUE	$ -	$ 300,000	$ -	$ -	$ -	$ -	$ -	$ 300,000

* Other Sources		
		$ -
		$ -
		$ -

COST BREAKDOWN

KEY COST DESCRIPTIONS	Prior Budgets	2018-2019	2019-2020	2020-2021	2021-2022	2022-2023	2023-2028	TOTAL COST
1111-Land Acquisition	$ -	$ -	$ -	$ -	$ -	$ -	$ -	$ -
1112-Planning Design (Outside)	-	-	-	-	-	-	-	-
1113-Testing/Inspection	-	-	-	-	-	-	-	-
1114-Construction (Outside)	-	-	-	-	-	-	-	-
1116-Materials	-	-	-	-	-	-	-	-
1117-Machinery/Equipment	-	-	-	-	-	-	-	-
1118-Miscellaneous	-	-	-	-	-	-	-	-
TOTAL COST	$ -	$ -	$ -	$ -	$ -	$ -	$ -	$ -

Note: Inflation has been added to projected costs in future years.

PROJECTED ANNUAL OPERATING IMPACT	2018-2019	2019-2020	2020-2021	2021-2022	2022-2023	2023-2028	TOTAL COST
Revenues	$ -	$ -	$ -	$ -	$ -	$ -	$ -
Charges for Service	-	-	-	-	-	-	-
Other Revenues	-	-	-	-	-	-	-
Subtotal-Revenues	$ -	$ -	$ -	$ -	$ -	$ -	$ -
Expenses							
Personnel Service	$ -	$ -	$ -	$ -	$ -	$ -	$ -
Supplies	-	-	-	-	-	-	-
Contractual Services	-	-	-	-	-	-	-
Capital Outlay	-	-	-	-	-	-	-
NET TOTAL COST	$ -	$ -	$ -	$ -	$ -	$ -	$ -

Capital Improvement Program
Project Sheet

Project Type: Sewer

Project Name: Lift Station Replacement - Pebble Glen #2 **Project Code:** G69

Project Manager: Engineering

Location Description: Pebble Glen

PROJECT MAP:

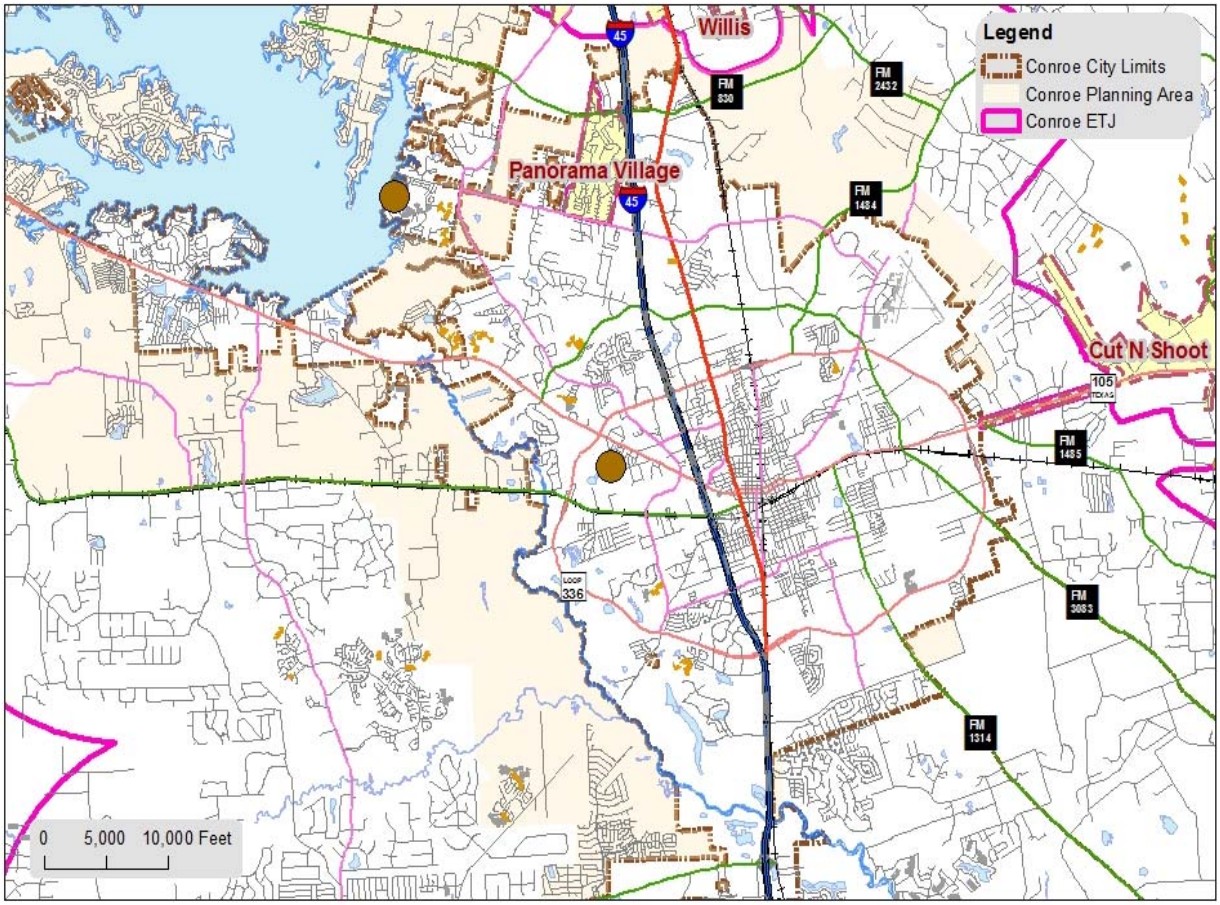

Lift Station Replacement

Pebble Glen #2

City of Conroe, Texas
www.CityofConroe.org

ADDITIONAL PROJECT DETAILS:

Capital Improvement Program
Project Sheet

Project Type: Sewer

Project Name: Sanitary Sewer Evaluation Survey **Project Code:** G67

Project Manager: Engineering

Location Description: Crighton Woods, Lower Stewarts Creek, IH-45 South, Little Caney Branch, Silverdale, Little Caney Creek

Summary: This project is a Sanitary Sewer Evaluation Survey (SSES) for all wastewater basins with high levels of I/I. SSES projects typically include focused flow monitoring, manhole inspection, smoke testing to identify specific issues that contribute to I/I to a wastewater collection system. The locations listed above were identified as having high levels of I/I (greater than 4.0 GAL/LF) during the wastewater flow monitoring phase.

Project Start Date: October 2017

Project End Date: September 2018

REVENUE SOURCE	Prior Budgets	2018-2019	2019-2020	2020-2021	2021-2022	2022-2023	2023-2028	TOTAL COST
General Obligation Bonds	$ -	$ -	$ -	$ -	$ -	$ -	$ -	**$ -**
Certificates of Obligation	-	-	-	-	-	-	-	**-**
Revenue Bonds	-	-	-	-	-	-	-	**-**
Interest Income	-	-	-	-	-	-	-	**-**
Intergovernmental	-	-	-	-	-	-	-	**-**
Transfers In	-	552,000	-	-	-	-	-	**552,000**
Other Sources*	-	-	-	-	-	-	-	**-**
TOTAL REVENUE	**$ -**	**$ 552,000**	**$ -**	**$ -**	**$ -**	**$ -**	**$ -**	**$ 552,000**

*** Other Sources**	Water & Sewer Operating Fund Capital Reserve	$ 552,000
		$ -
		$ 552,000

COST BREAKDOWN

KEY COST DESCRIPTIONS	Prior Budgets	2018-2019	2019-2020	2020-2021	2021-2022	2022-2023	2023-2028	TOTAL COST
1111-Land Acquisition	$ -	$ -	$ -	$ -	$ -	$ -	$ -	**$ -**
1112-Planning Design (Outside)	-	552,000	-	-	-	-	-	**552,000**
1113-Testing/Inspection	-	-	-	-	-	-	-	**-**
1114-Construction (Outside)	-	-	-	-	-	-	-	**-**
1116-Materials	-	-	-	-	-	-	-	**-**
1117-Machinery/Equipment	-	-	-	-	-	-	-	**-**
1118-Miscellaneous	-	-	-	-	-	-	-	**-**
TOTAL COST	**$ -**	**$ 552,000**	**$ -**	**$ -**	**$ -**	**$ -**	**$ -**	**$ 552,000**

Note: Inflation has been added to projected costs in future years.

PROJECTED ANNUAL OPERATING IMPACT	2018-2019	2019-2020	2020-2021	2021-2022	2022-2023	2023-2028	TOTAL COST
Revenues	$ -	$ -	$ -	$ -	$ -	$ -	**$ -**
Charges for Service	-	-	-	-	-	-	**-**
Other Revenues	-	-	-	-	-	-	**-**
Subtotal-Revenues	$ -	$ -	$ -	$ -	$ -	$ -	**$ -**
Expenses							
Personnel Service	$ -	$ -	$ -	$ -	$ -	$ -	**$ -**
Supplies	-	-	-	-	-	-	**-**
Contractual Services	-	-	-	-	-	-	**-**
Capital Outlay	-	-	-	-	-	-	**-**
NET TOTAL COST	**$ -**	**$ -**	**$ -**	**$ -**	**$ -**	**$ -**	**$ -**

Capital Improvement Program
Project Sheet

Project Type: Sewer

Project Name: Sanitary Sewer Evaluation Survey **Project Code:** G67

Project Manager: Engineering

Location Description: Crighton Woods, Lower Stewarts Creek, IH-45 South, Little Caney Branch, Silverdale, Little Caney Creek

PROJECT MAP:

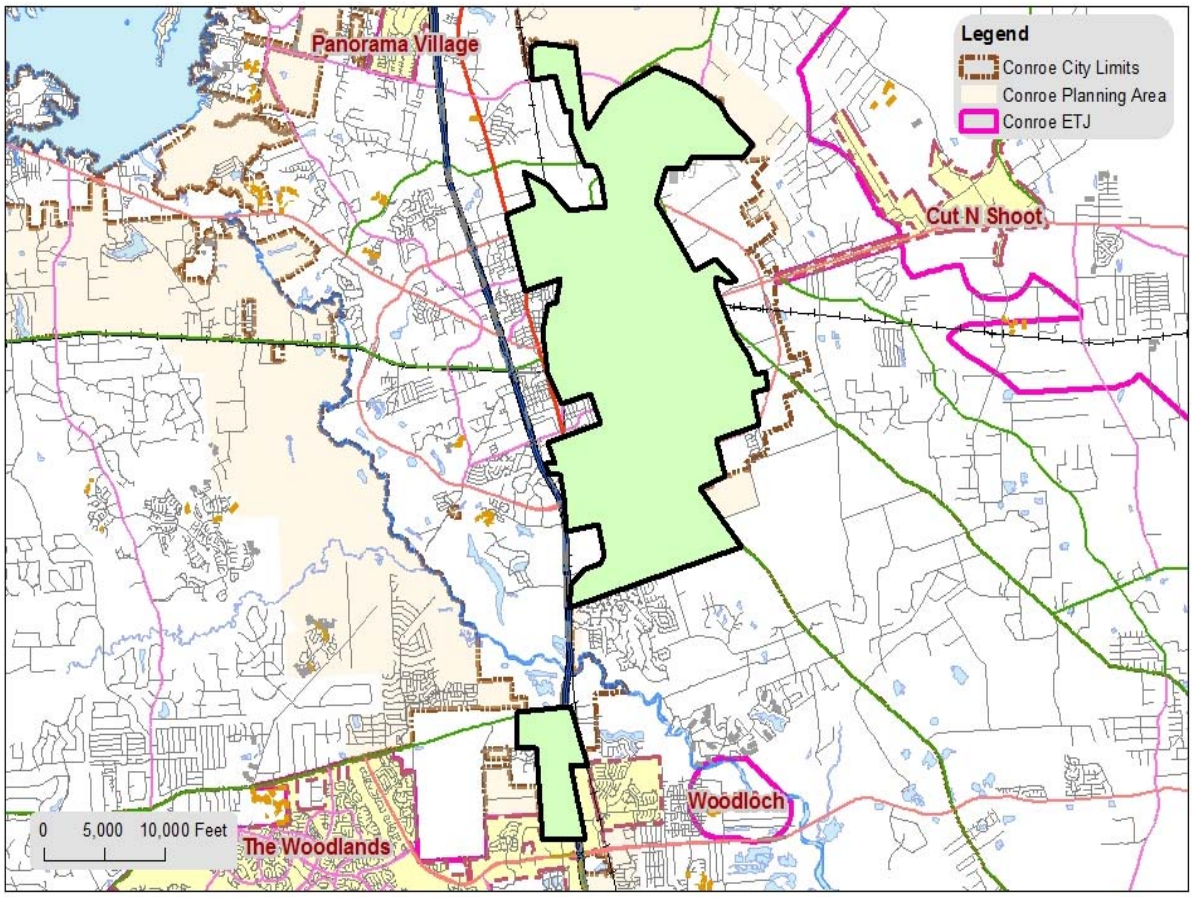

SANITARY SEWER EVALUATION SURVEY

City of Conroe, Texas
www.CityofConroe.org

ADDITIONAL PROJECT DETAILS:

Capital Improvement Program
Project Sheet

Project Type: Sewer

Project Name: Lift Station & Force Main - Muse Tract to Beech Road

Project Code: H15

Project Manager: Engineering

Location Description: Muse Tract to Beech Road

Summary: The project consists of installing a 10' diameter and 20' deep triplex lift station and approximately 4,500 linear feet of 10 inch force main from the Muse Tract on SH 105 to Beech Road. The project will consist of installing three (3) 34 horsepower Flypt Pumps with Multismart SCADA Control and a natural gas generator with automatic transfer switch.

Project Start Date: October 2018

Project End Date: September 2019

REVENUE SOURCE	Prior Budgets	2018-2019	2019-2020	2020-2021	2021-2022	2022-2023	2023-2028	TOTAL COST
General Obligation Bonds	$ -	$ -	$ -	$ -	$ -	$ -	$ -	$ -
Certificates of Obligation	-	1,446,000	-	-	-	-	-	1,446,000
Revenue Bonds	-	-	-	-	-	-	-	-
Interest Income	-	-	-	-	-	-	-	-
Intergovernmental	-	-	-	-	-	-	-	-
Transfers In	-	-	-	-	-	-	-	-
Other Sources*	-	-	-	-	-	-	-	-
TOTAL REVENUE	**$ -**	**$ 1,446,000**	**$ -**	**$ -**	**$ -**	**$ -**	**$ -**	**$ 1,446,000**

* Other Sources		
		$ -
		$ -
		$ -

COST BREAKDOWN

KEY COST DESCRIPTIONS	Prior Budgets	2018-2019	2019-2020	2020-2021	2021-2022	2022-2023	2023-2028	TOTAL COST
1111-Land Acquisition	$ -	$ -	$ -	$ -	$ -	$ -	$ -	$ -
1112-Planning Design (Outside)	-	126,000	-	-	-	-	-	126,000
1113-Testing/Inspection	-	-	-	-	-	-	-	-
1114-Construction (Outside)	-	1,320,000	-	-	-	-	-	1,320,000
1116-Materials	-	-	-	-	-	-	-	-
1117-Machinery/Equipment	-	-	-	-	-	-	-	-
1118-Miscellaneous	-	-	-	-	-	-	-	-
TOTAL COST	**$ -**	**$ 1,446,000**	**$ -**	**$ -**	**$ -**	**$ -**	**$ -**	**$ 1,446,000**

Note: Inflation has been added to projected costs in future years.

PROJECTED ANNUAL OPERATING IMPACT	2018-2019	2019-2020	2020-2021	2021-2022	2022-2023	2023-2028	TOTAL COST
Revenues	$ -	$ -	$ -	$ -	$ -	$ -	$ -
Charges for Service	-	-	-	-	-	-	-
Other Revenues	-	-	-	-	-	-	-
Subtotal-Revenues	$ -	$ -	$ -	$ -	$ -	$ -	$ -
Expenses							
Personnel Service	$ -	$ -	$ -	$ -	$ -	$ -	$ -
Supplies	-	-	-	-	-	-	-
Contractual Services	-	-	-	-	-	-	-
Capital Outlay	-	-	-	-	-	-	-
NET TOTAL COST	**$ -**	**$ -**	**$ -**	**$ -**	**$ -**	**$ -**	**$ -**

Capital Improvement Program
Project Sheet

Project Type: Sewer

Project Name: Lift Station & Force Main - Muse Tract to Beech Road

Project Code: H15

Project Manager: Engineering

Location Description: Muse Tract to Beech Road

PROJECT MAP:

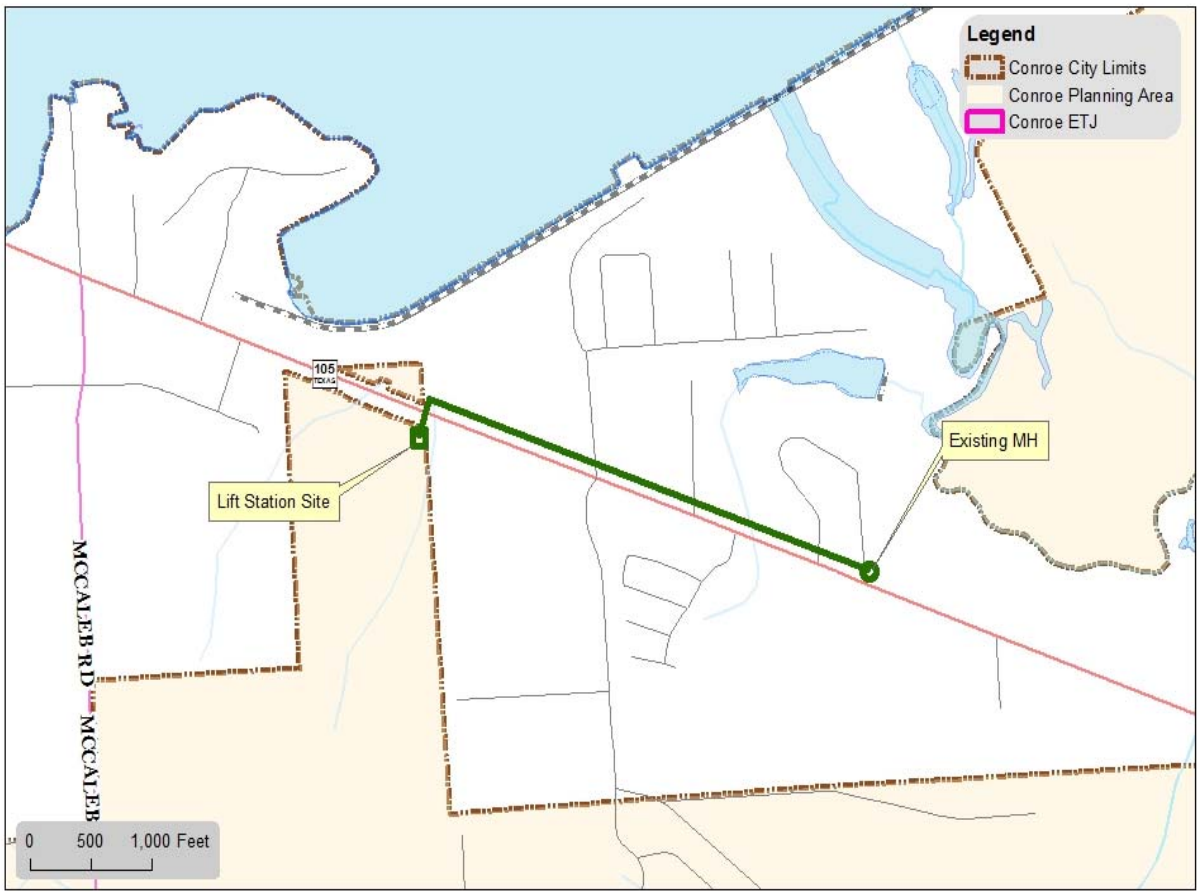

N

P-TBD SEWER
LIFT STATION & FORCE MAIN UPGRADE
MUSE TRACT TO BEECH RD

City of Conroe, Texas
www.CityofConroe.org

ADDITIONAL PROJECT DETAILS:

Capital Improvement Program
Project Sheet

Project Type: Sewer

Project Name: Lift Station & Force Main - Chapel Hill to April Sound **Project Code:** H16

Project Manager: Engineering

Location Description: Chapel Hill to April Sound Wastewater Treatment Plant

Summary: The project consists of constructing a lift station and approximately 3,500 linear feet of 8-inch C900 forcemain to serve approximately 350 lots in MUD 149.

Project Start Date: October 2018

Project End Date: September 2019

REVENUE SOURCE	Prior Budgets	2018-2019	2019-2020	2020-2021	2021-2022	2022-2023	2023-2028	TOTAL COST
General Obligation Bonds	$ -	$ -	$ -	$ -	$ -	$ -	$ -	$ -
Certificates of Obligation	-	735,000	-	-	-	-	-	735,000
Revenue Bonds	-	-	-	-	-	-	-	-
Interest Income	-	-	-	-	-	-	-	-
Intergovernmental	-	-	-	-	-	-	-	-
Transfers In	-	-	-	-	-	-	-	-
Other Sources*	-	-	-	-	-	-	-	-
TOTAL REVENUE	**$ -**	**$ 735,000**	**$ -**	**$ -**	**$ -**	**$ -**	**$ -**	**$ 735,000**

* Other Sources		
		$ -
		$ -
		$ -

COST BREAKDOWN

KEY COST DESCRIPTIONS	Prior Budgets	2018-2019	2019-2020	2020-2021	2021-2022	2022-2023	2023-2028	TOTAL COST
1111-Land Acquisition	$ -	$ -	$ -	$ -	$ -	$ -	$ -	$ -
1112-Planning Design (Outside)	-	73,000	-	-	-	-	-	73,000
1113-Testing/Inspection	-	-	-	-	-	-	-	-
1114-Construction (Outside)	-	662,000	-	-	-	-	-	662,000
1116-Materials	-	-	-	-	-	-	-	-
1117-Machinery/Equipment	-	-	-	-	-	-	-	-
1118-Miscellaneous	-	-	-	-	-	-	-	-
TOTAL COST	**$ -**	**$ 735,000**	**$ -**	**$ -**	**$ -**	**$ -**	**$ -**	**$ 735,000**

Note: Inflation has been added to projected costs in future years.

PROJECTED ANNUAL OPERATING IMPACT	2018-2019	2019-2020	2020-2021	2021-2022	2022-2023	2023-2028	TOTAL COST
Revenues	$ -	$ -	$ -	$ -	$ -	$ -	$ -
Charges for Service	-	-	-	-	-	-	-
Other Revenues	-	-	-	-	-	-	-
Subtotal-Revenues	$ -	$ -	$ -	$ -	$ -	$ -	$ -
Expenses							
Personnel Service	$ -	$ -	$ -	$ -	$ -	$ -	$ -
Supplies	-	-	-	-	-	-	-
Contractual Services	-	-	-	-	-	-	-
Capital Outlay	-	-	-	-	-	-	-
NET TOTAL COST	$ -	$ -	$ -	$ -	$ -	$ -	$ -

Capital Improvement Program
Project Sheet

Project Type: Sewer

Project Name: Lift Station & Force Main - Chapel Hill to April Sound **Project Code:** H16

Project Manager: Engineering

Location Description: Chapel Hill to April Sound Wastewater Treatment Plant

PROJECT MAP:

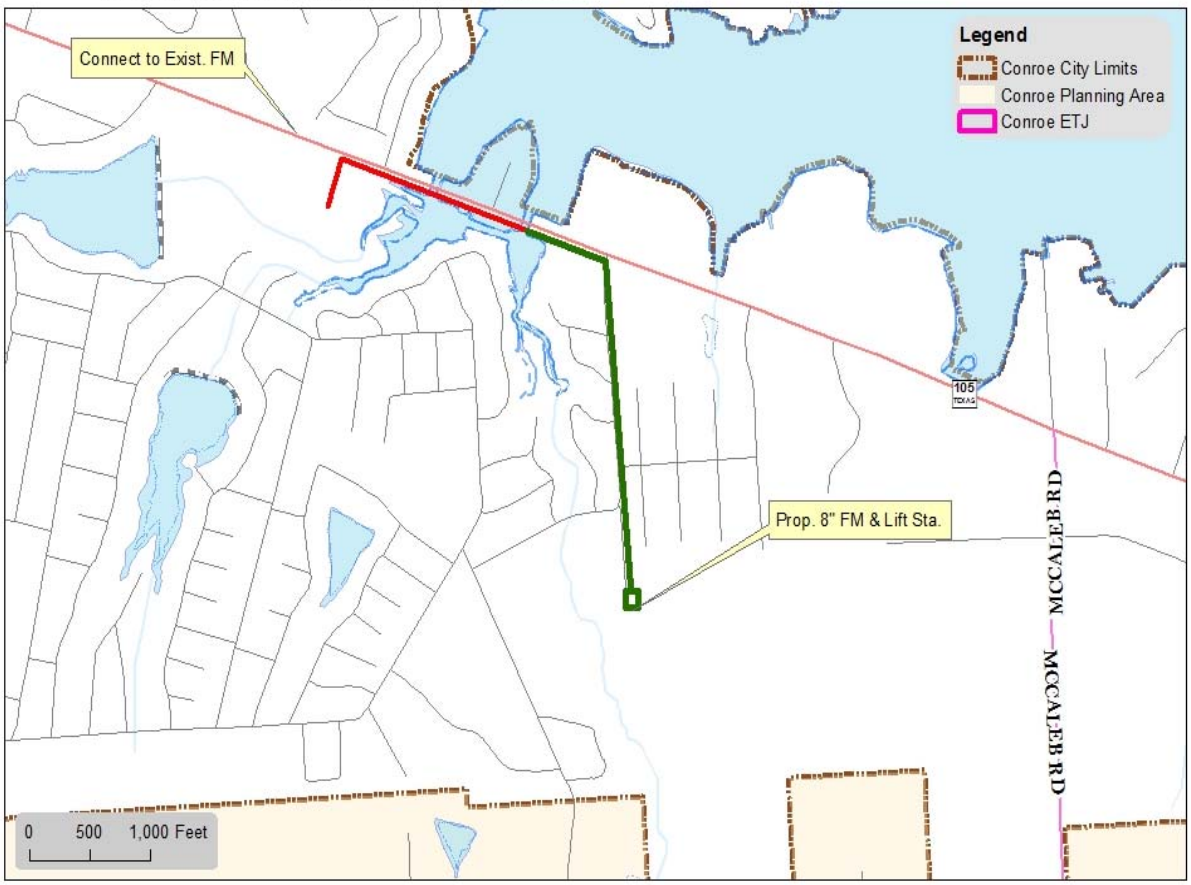

N

P-TBD SEWER
LIFT STATION & FORCE MAIN UPGRADE
CHAPEL HILL TO APRIL SOUND

City of Conroe, Texas
www.CityofConroe.org

ADDITIONAL PROJECT DETAILS:

Capital Improvement Program
Project Sheet

Project Type: Sewer

Project Name: Sewer Rehab - Forest Estates and Wroxton

Project Code: H17

Project Manager: Engineering

Location Description: Forest Estates and Wroxton

Summary: This project consists of replacing approximately 25,000 linear feet of pipe and 100 sanitary sewer manholes.

Project Start Date: October 2018

Project End Date: September 2019

REVENUE SOURCE	Prior Budgets	2018-2019	2019-2020	2020-2021	2021-2022	2022-2023	2023-2028	TOTAL COST
General Obligation Bonds	$ -	$ -	$ -	$ -	$ -	$ -	$ -	$ -
Certificates of Obligation	-	1,914,000	-	-	-	-	-	1,914,000
Revenue Bonds	-	-	-	-	-	-	-	-
Interest Income	-	-	-	-	-	-	-	-
Intergovernmental	-	-	-	-	-	-	-	-
Transfers In	-	-	-	-	-	-	-	-
Other Sources*	-	-	-	-	-	-	-	-
TOTAL REVENUE	**$ -**	**$ 1,914,000**	**$ -**	**$ -**	**$ -**	**$ -**	**$ -**	**$ 1,914,000**

* Other Sources		
		$ -
		$ -
		$ -

COST BREAKDOWN

KEY COST DESCRIPTIONS	Prior Budgets	2018-2019	2019-2020	2020-2021	2021-2022	2022-2023	2023-2028	TOTAL COST
1111-Land Acquisition	$ -	$ -	$ -	$ -	$ -	$ -	$ -	$ -
1112-Planning Design (Outside)	-	126,000	-	-	-	-	-	126,000
1113-Testing/Inspection	-	-	-	-	-	-	-	-
1114-Construction (Outside)	-	1,788,000	-	-	-	-	-	1,788,000
1116-Materials	-	-	-	-	-	-	-	-
1117-Machinery/Equipment	-	-	-	-	-	-	-	-
1118-Miscellaneous	-	-	-	-	-	-	-	-
TOTAL COST	**$ -**	**$ 1,914,000**	**$ -**	**$ -**	**$ -**	**$ -**	**$ -**	**$ 1,914,000**

Note: Inflation has been added to projected costs in future years.

PROJECTED ANNUAL OPERATING IMPACT	2018-2019	2019-2020	2020-2021	2021-2022	2022-2023	2023-2028	TOTAL COST
Revenues	$ -	$ -	$ -	$ -	$ -	$ -	$ -
Charges for Service	-	-	-	-	-	-	-
Other Revenues	-	-	-	-	-	-	-
Subtotal-Revenues	$ -	$ -	$ -	$ -	$ -	$ -	$ -
Expenses							
Personnel Service	$ -	$ -	$ -	$ -	$ -	$ -	$ -
Supplies	-	-	-	-	-	-	-
Contractual Services	-	-	-	-	-	-	-
Capital Outlay	-	-	-	-	-	-	-
NET TOTAL COST	**$ -**	**$ -**	**$ -**	**$ -**	**$ -**	**$ -**	**$ -**

Capital Improvement Program
Project Sheet

Project Type: Sewer

Project Name: Sewer Rehab - Forest Estates and Wroxton

Project Code: H17

Project Manager: Engineering

Location Description: Forest Estates and Wroxton

PROJECT MAP:

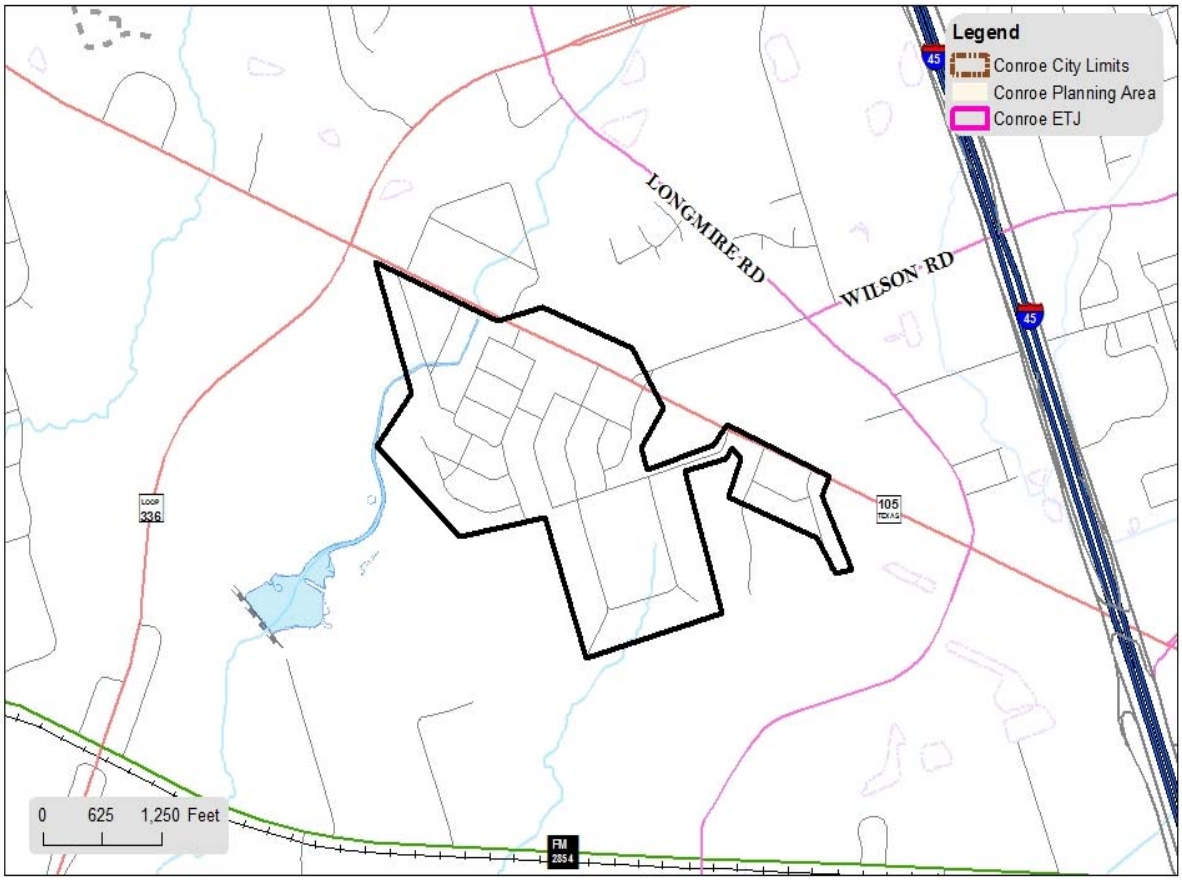

FOREST ESTATES, WROXTON ESTATES

CITY OF CONROE

ADDITIONAL PROJECT DETAILS:

Capital Improvement Program
Project Sheet

Project Type: Sewer

Project Name: Force Main Upgrade - Carl Barton **Project Code:** H18

Project Manager: Engineering

Location Description: Carl Barton lift station to new diversion structure at Stewart's Creek.

Summary: Install approximately 7,500 linear feet of 24" force main along South Loop 336 from Carl Barton lift station to the new diversion structure at Stewart's Creek.

Project Start Date: October 2018

Project End Date: September 2020

REVENUE SOURCE	Prior Budgets	2018-2019	2019-2020	2020-2021	2021-2022	2022-2023	2023-2028	TOTAL COST
General Obligation Bonds	$ -	$ -	$ -	$ -	$ -	$ -	$ -	**$ -**
Certificates of Obligation	-	416,000	-	-	-	-	-	**416,000**
Revenue Bonds	-	-	5,356,000	-	-	-	-	**5,356,000**
Interest Income	-	-	-	-	-	-	-	**-**
Intergovernmental	-	-	-	-	-	-	-	**-**
Transfers In	-	-	-	-	-	-	-	**-**
Other Sources*	-	-	-	-	-	-	-	**-**
TOTAL REVENUE	**$ -**	**$ 416,000**	**$ 5,356,000**	**$ -**	**$ -**	**$ -**	**$ -**	**$ 5,772,000**

* Other Sources		
		$ -
		$ -
		$ -

COST BREAKDOWN

KEY COST DESCRIPTIONS	Prior Budgets	2018-2019	2019-2020	2020-2021	2021-2022	2022-2023	2023-2028	TOTAL COST
1111-Land Acquisition	$ -	$ -	$ -	$ -	$ -	$ -	$ -	**$ -**
1112-Planning Design (Outside)	-	416,000	-	-	-	-	-	**416,000**
1113-Testing/Inspection	-	-	-	-	-	-	-	**-**
1114-Construction (Outside)	-	-	5,356,000	-	-	-	-	**5,356,000**
1116-Materials	-	-	-	-	-	-	-	**-**
1117-Machinery/Equipment	-	-	-	-	-	-	-	**-**
1118-Miscellaneous	-	-	-	-	-	-	-	**-**
TOTAL COST	**$ -**	**$ 416,000**	**$ 5,356,000**	**$ -**	**$ -**	**$ -**	**$ -**	**$ 5,772,000**

Note: Inflation has been added to projected costs in future years.

PROJECTED ANNUAL OPERATING IMPACT	2018-2019	2019-2020	2020-2021	2021-2022	2022-2023	2023-2028	TOTAL COST
Revenues	$ -	$ -	$ -	$ -	$ -	$ -	**$ -**
Charges for Service	-	-	-	-	-	-	**-**
Other Revenues	-	-	-	-	-	-	**-**
Subtotal-Revenues	$ -	$ -	$ -	$ -	$ -	$ -	**$ -**
Expenses							
Personnel Service	$ -	$ -	$ -	$ -	$ -	$ -	**$ -**
Supplies	-	-	-	-	-	-	**-**
Contractual Services	-	-	-	-	-	-	**-**
Capital Outlay	-	-	-	-	-	-	**-**
NET TOTAL COST	**$ -**	**$ -**	**$ -**	**$ -**	**$ -**	**$ -**	**$ -**

Capital Improvement Program
Project Sheet

Project Type: Sewer

Project Name: Force Main Upgrade - Carl Barton **Project Code:** H18

Project Manager: Engineering

Location Description: Carl Barton lift station to new diversion structure at Stewart's Creek.

PROJECT MAP:

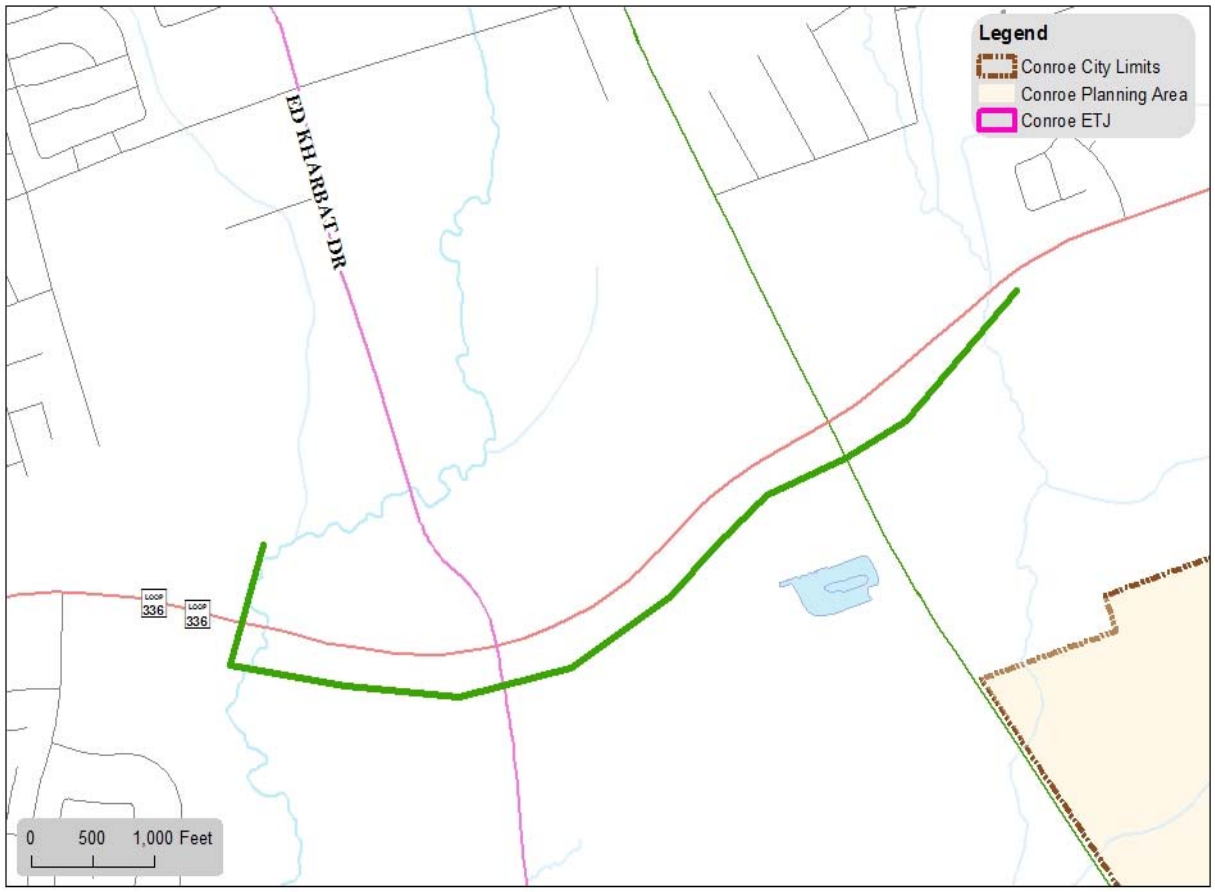

N

P-TBD SEWER
LIFT STATION & FORCE MAIN UPGRADE
CARL BARTON

City of Conroe, Texas
www.CityofConroe.org

ADDITIONAL PROJECT DETAILS:

Capital Improvement Program
Project Sheet

Project Type: Sewer

Project Name: Lift Station Replacement - Longmire Point **Project Code:** H19

Project Manager: Engineering

Location Description: Longmire Point

Summary: This project includes replacement of one lift station. The condition assessments resulted in a poor to very poor rating and the risk assessment for the lift station is in the extreme category. The existing wet wells invert does not meet the TCEQ design criteria. Therefore, the assessment consultant recommends replacing the lift station.

Project Start Date: October 2018

Project End Date: September 2019

REVENUE SOURCE	Prior Budgets	2018-2019	2019-2020	2020-2021	2021-2022	2022-2023	2023-2028	TOTAL COST
General Obligation Bonds	$ -	$ -	$ -	$ -	$ -	$ -	$ -	$ -
Certificates of Obligation	-	610,000	-	-	-	-	-	610,000
Revenue Bonds	-	-	-	-	-	-	-	-
Interest Income	-	-	-	-	-	-	-	-
Intergovernmental	-	-	-	-	-	-	-	-
Transfers In	-	-	-	-	-	-	-	-
Other Sources*	-	-	-	-	-	-	-	-
TOTAL REVENUE	**$ -**	**$ 610,000**	**$ -**	**$ -**	**$ -**	**$ -**	**$ -**	**$ 610,000**

* Other Sources		
		$ -
		$ -
		$ -

COST BREAKDOWN

KEY COST DESCRIPTIONS	Prior Budgets	2018-2019	2019-2020	2020-2021	2021-2022	2022-2023	2023-2028	TOTAL COST
1111-Land Acquisition	$ -	$ -	$ -	$ -	$ -	$ -	$ -	$ -
1112-Planning Design (Outside)	-	70,000	-	-	-	-	-	70,000
1113-Testing/Inspection	-	-	-	-	-	-	-	-
1114-Construction (Outside)	-	540,000	-	-	-	-	-	540,000
1116-Materials	-	-	-	-	-	-	-	-
1117-Machinery/Equipment	-	-	-	-	-	-	-	-
1118-Miscellaneous	-	-	-	-	-	-	-	-
TOTAL COST	**$ -**	**$ 610,000**	**$ -**	**$ -**	**$ -**	**$ -**	**$ -**	**$ 610,000**

Note: Inflation has been added to projected costs in future years.

PROJECTED ANNUAL OPERATING IMPACT	2018-2019	2019-2020	2020-2021	2021-2022	2022-2023	2023-2028	TOTAL COST
Revenues	$ -	$ -	$ -	$ -	$ -	$ -	$ -
Charges for Service	-	-	-	-	-	-	-
Other Revenues	-	-	-	-	-	-	-
Subtotal-Revenues	$ -	$ -	$ -	$ -	$ -	$ -	$ -
Expenses							
Personnel Service	$ -	$ -	$ -	$ -	$ -	$ -	$ -
Supplies	-	-	-	-	-	-	-
Contractual Services	-	-	-	-	-	-	-
Capital Outlay	-	-	-	-	-	-	-
NET TOTAL COST	**$ -**	**$ -**	**$ -**	**$ -**	**$ -**	**$ -**	**$ -**

Capital Improvement Program
Project Sheet

Project Type: Sewer

Project Name: Lift Station Replacement - Longmire Point **Project Code:** H19

Project Manager: Engineering

Location Description: Longmire Point

PROJECT MAP:

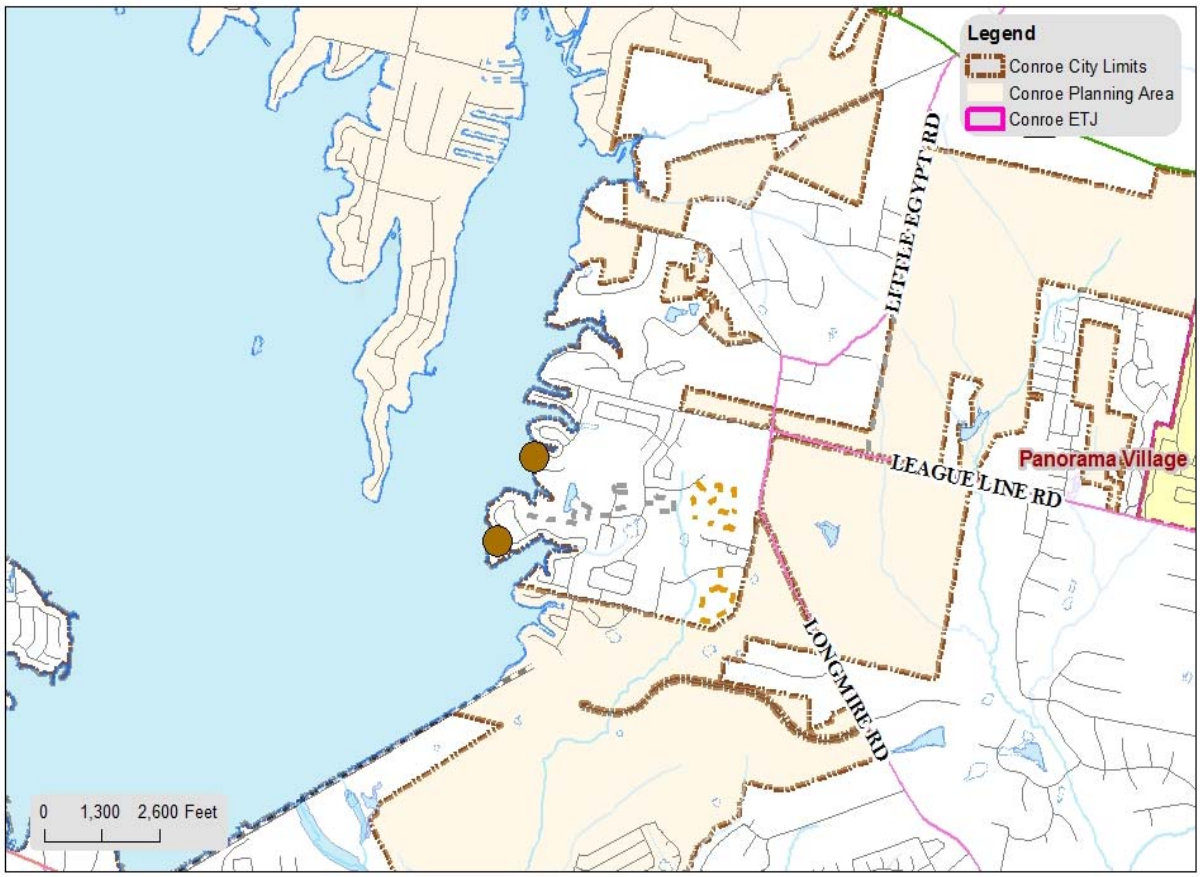

City of Conroe, Texas
www.CityofConroe.org

ADDITIONAL PROJECT DETAILS:

Capital Improvement Program
Project Sheet

Project Type: Sewer

Project Name: Lift Station Consolidation - Area No. 01 **Project Code:** TBD

Project Manager: Engineering

Location Description: Riverside, Pin Oak, White Oak, O'Grady #1, O'Grady #2 Lift Stations

Summary: This project consists of consolidating Riverside, Pin Oak, White Oak, O'Grady #1, and O'Grady #2 Lift Stations with nearby gravity mains.

Project Start Date: October 2019

Project End Date: September 2020

REVENUE SOURCE	Prior Budgets	2018-2019	2019-2020	2020-2021	2021-2022	2022-2023	2023-2028	TOTAL COST
General Obligation Bonds	$ -	$ -	$ -	$ -	$ -	$ -	$ -	$ -
Certificates of Obligation	-	-	-	-	-	-	-	-
Revenue Bonds	-	-	2,000,000	-	-	-	-	2,000,000
Interest Income	-	-	-	-	-	-	-	-
Intergovernmental	-	-	-	-	-	-	-	-
Transfers In	-	-	-	-	-	-	-	-
Other Sources*	-	-	-	-	-	-	-	-
TOTAL REVENUE	**$ -**	**$ -**	**$ 2,000,000**	**$ -**	**$ -**	**$ -**	**$ -**	**$ 2,000,000**

* Other Sources		
		$ -
		$ -
		$ -

COST BREAKDOWN

KEY COST DESCRIPTIONS	Prior Budgets	2018-2019	2019-2020	2020-2021	2021-2022	2022-2023	2023-2028	TOTAL COST
1111-Land Acquisition	$ -	$ -	$ -	$ -	$ -	$ -	$ -	$ -
1112-Planning Design (Outside)	-	-	100,000	-	-	-	-	100,000
1113-Testing/Inspection	-	-	-	-	-	-	-	-
1114-Construction (Outside)	-	-	1,900,000	-	-	-	-	1,900,000
1116-Materials	-	-	-	-	-	-	-	-
1117-Machinery/Equipment	-	-	-	-	-	-	-	-
1118-Miscellaneous	-	-	-	-	-	-	-	-
TOTAL COST	**$ -**	**$ -**	**$ 2,000,000**	**$ -**	**$ -**	**$ -**	**$ -**	**$ 2,000,000**

Note: Inflation has been added to projected costs in future years.

PROJECTED ANNUAL OPERATING IMPACT	2018-2019	2019-2020	2020-2021	2021-2022	2022-2023	2023-2028	TOTAL COST
Revenues	$ -	$ -	$ -	$ -	$ -	$ -	$ -
Charges for Service	-	-	-	-	-	-	-
Other Revenues	-	-	-	-	-	-	-
Subtotal-Revenues	$ -	$ -	$ -	$ -	$ -	$ -	$ -
Expenses							
Personnel Service	$ -	$ -	$ -	$ -	$ -	$ -	$ -
Supplies	-	-	-	-	-	-	-
Contractual Services	-	-	-	-	-	-	-
Capital Outlay	-	-	-	-	-	-	-
NET TOTAL COST	**$ -**	**$ -**	**$ -**	**$ -**	**$ -**	**$ -**	**$ -**

Capital Improvement Program
Project Sheet

Project Type:	Sewer		
Project Name:	Lift Station Consolidation - Area No. 01	**Project Code:**	TBD
Project Manager:	Engineering		
Location Description:	Riverside, Pin Oak, White Oak, O'Grady #1, O'Grady #2 Lift Stations		

PROJECT MAP:

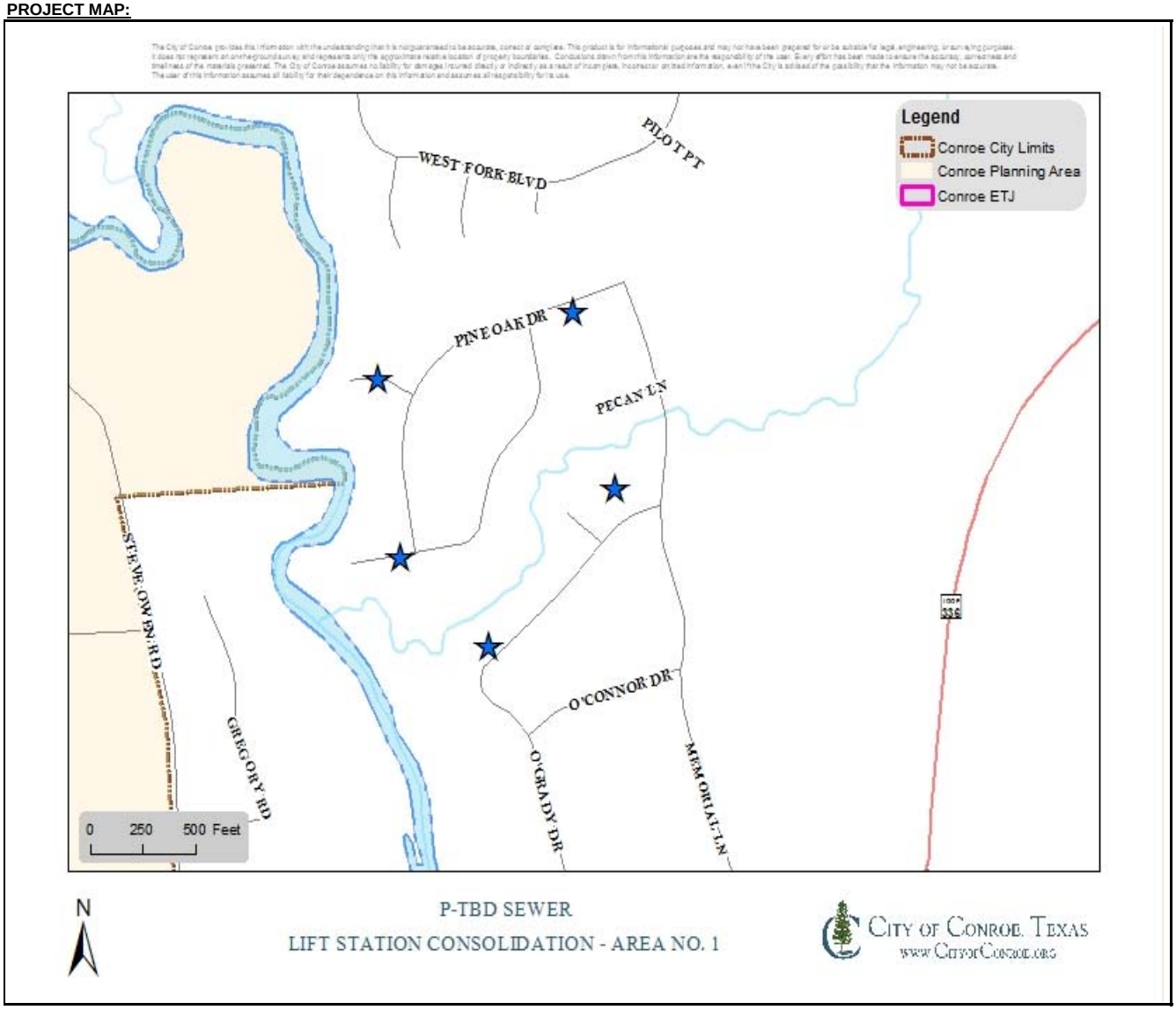

ADDITIONAL PROJECT DETAILS:

Capital Improvement Program
Project Sheet

Project Type: Sewer

Project Name: Lift Station Rehabilitation - West Summerlin and Gun Range

Project Code: TBD

Project Manager: Engineering

Location Description: West Summerlin and Gun Range

Summary: This project includes rehabilitation of two existing lift stations. The lift station condition assessment for the West Summerlin lift station rated as fair and the risk assement was in the high category. The condition assessment for the Gun Range lift station rated as poor and the risk assessment was rated as high.

Project Start Date: October 2019

Project End Date: September 2020

REVENUE SOURCE	Prior Budgets	2018-2019	2019-2020	2020-2021	2021-2022	2022-2023	2023-2028	TOTAL COST
General Obligation Bonds	$ -	$ -	$ -	$ -	$ -	$ -	$ -	$ -
Certificates of Obligation	-	-	-	-	-	-	-	-
Revenue Bonds	-	-	400,000	-	-	-	-	400,000
Interest Income	-	-	-	-	-	-	-	-
Intergovernmental	-	-	-	-	-	-	-	-
Transfers In	-	-	-	-	-	-	-	-
Other Sources*	-	-	-	-	-	-	-	-
TOTAL REVENUE	**$ -**	**$ -**	**$ 400,000**	**$ -**	**$ -**	**$ -**	**$ -**	**$ 400,000**

* Other Sources		
		$ -
		$ -
		$ -

COST BREAKDOWN

KEY COST DESCRIPTIONS	Prior Budgets	2018-2019	2019-2020	2020-2021	2021-2022	2022-2023	2023-2028	TOTAL COST
1111-Land Acquisition	$ -	$ -	$ -	$ -	$ -	$ -	$ -	$ -
1112-Planning Design (Outside)	-	-	25,000	-	-	-	-	25,000
1113-Testing/Inspection	-	-	-	-	-	-	-	-
1114-Construction (Outside)	-	-	375,000	-	-	-	-	375,000
1116-Materials	-	-	-	-	-	-	-	-
1117-Machinery/Equipment	-	-	-	-	-	-	-	-
1118-Miscellaneous	-	-	-	-	-	-	-	-
TOTAL COST	**$ -**	**$ -**	**$ 400,000**	**$ -**	**$ -**	**$ -**	**$ -**	**$ 400,000**

Note: Inflation has been added to projected costs in future years.

PROJECTED ANNUAL OPERATING IMPACT	2018-2019	2019-2020	2020-2021	2021-2022	2022-2023	2023-2028	TOTAL COST
Revenues	$ -	$ -	$ -	$ -	$ -	$ -	$ -
Charges for Service	-	-	-	-	-	-	-
Other Revenues	-	-	-	-	-	-	-
Subtotal-Revenues	$ -	$ -	$ -	$ -	$ -	$ -	$ -
Expenses							
Personnel Service	$ -	$ -	$ -	$ -	$ -	$ -	$ -
Supplies	-	-	-	-	-	-	-
Contractual Services	-	-	-	-	-	-	-
Capital Outlay	-	-	-	-	-	-	-
NET TOTAL COST	**$ -**	**$ -**	**$ -**	**$ -**	**$ -**	**$ -**	**$ -**

Capital Improvement Program
Project Sheet

Project Type:	Sewer		
Project Name:	Lift Station Rehabilitation - West Summerlin and Gun Range	**Project Code:**	TBD
Project Manager:	Engineering		
Location Description:	West Summerlin and Gun Range		

PROJECT MAP:

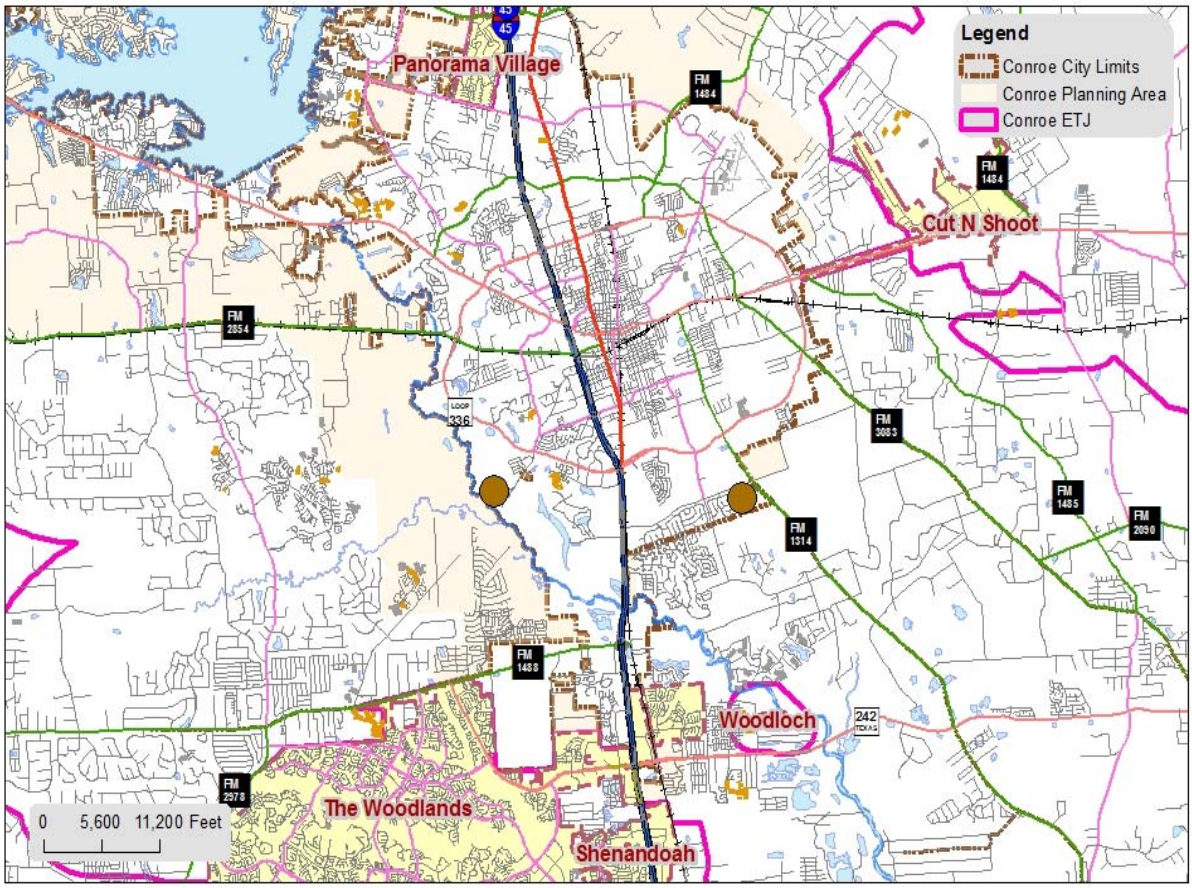

P-TBD SEWER
WEST SUMMERLIN AND GUN RANGE
LIFT STATION REHAB

City of Conroe, Texas
www.CityofConroe.org

ADDITIONAL PROJECT DETAILS:

Capital Improvement Program
Project Sheet

Project Type: Sewer

Project Name: Trunk Line Replacement - Stewarts Creek/Ed Kharbat South

Project Code: TBD

Project Manager: Engineering

Location Description: Stewart's Creek/Ed Kharbat South

Summary: This project consists of 6,100 linear feet of 60" gravity main replacement between Ed Kharbat Drive and the Friendswood Lift Station, as well as twenty-one (21) 60" manholes and necessary appurtenances.

Project Start Date: October 2019

Project End Date: September 2021

REVENUE SOURCE	Prior Budgets	2018-2019	2019-2020	2020-2021	2021-2022	2022-2023	2023-2028	TOTAL COST
General Obligation Bonds	$ -	$ -	$ -	$ -	$ -	$ -	$ -	$ -
Certificates of Obligation	-	-	-	-	-	-	-	-
Revenue Bonds	-	-	900,000	5,000,000	-	-	-	5,900,000
Interest Income	-	-	-	-	-	-	-	-
Intergovernmental	-	-	-	-	-	-	-	-
Transfers In	-	-	-	-	-	-	-	-
Other Sources*	-	-	-	-	-	-	-	-
TOTAL REVENUE	**$ -**	**$ -**	**$ 900,000**	**$ 5,000,000**	**$ -**	**$ -**	**$ -**	**$ 5,900,000**

* Other Sources		
		$ -
		$ -
		$ -

COST BREAKDOWN

KEY COST DESCRIPTIONS	Prior Budgets	2018-2019	2019-2020	2020-2021	2021-2022	2022-2023	2023-2028	TOTAL COST
1111-Land Acquisition	$ -	$ -	$ -	$ -	$ -	$ -	$ -	$ -
1112-Planning Design (Outside)	-	-	900,000	-	-	-	-	900,000
1113-Testing/Inspection	-	-	-	-	-	-	-	-
1114-Construction (Outside)	-	-	-	5,000,000	-	-	-	5,000,000
1116-Materials	-	-	-	-	-	-	-	-
1117-Machinery/Equipment	-	-	-	-	-	-	-	-
1118-Miscellaneous	-	-	-	-	-	-	-	-
TOTAL COST	**$ -**	**$ -**	**$ 900,000**	**$ 5,000,000**	**$ -**	**$ -**	**$ -**	**$ 5,900,000**

Note: Inflation has been added to projected costs in future years.

PROJECTED ANNUAL OPERATING IMPACT	2018-2019	2019-2020	2020-2021	2021-2022	2022-2023	2023-2028	TOTAL COST
Revenues	$ -	$ -	$ -	$ -	$ -	$ -	$ -
Charges for Service	-	-	-	-	-	-	-
Other Revenues	-	-	-	-	-	-	-
Subtotal-Revenues	$ -	$ -	$ -	$ -	$ -	$ -	$ -
Expenses							
Personnel Service	$ -	$ -	$ -	$ -	$ -	$ -	$ -
Supplies	-	-	-	-	-	-	-
Contractual Services	-	-	-	-	-	-	-
Capital Outlay	-	-	-	-	-	-	-
NET TOTAL COST	**$ -**	**$ -**	**$ -**	**$ -**	**$ -**	**$ -**	**$ -**

Capital Improvement Program
Project Sheet

Project Type:	Sewer		
Project Name:	Trunk Line Replacement - Stewarts Creek/Ed Kharbat South	**Project Code:**	TBD
Project Manager:	Engineering		
Location Description:	Stewart's Creek/Ed Kharbat South		

PROJECT MAP:

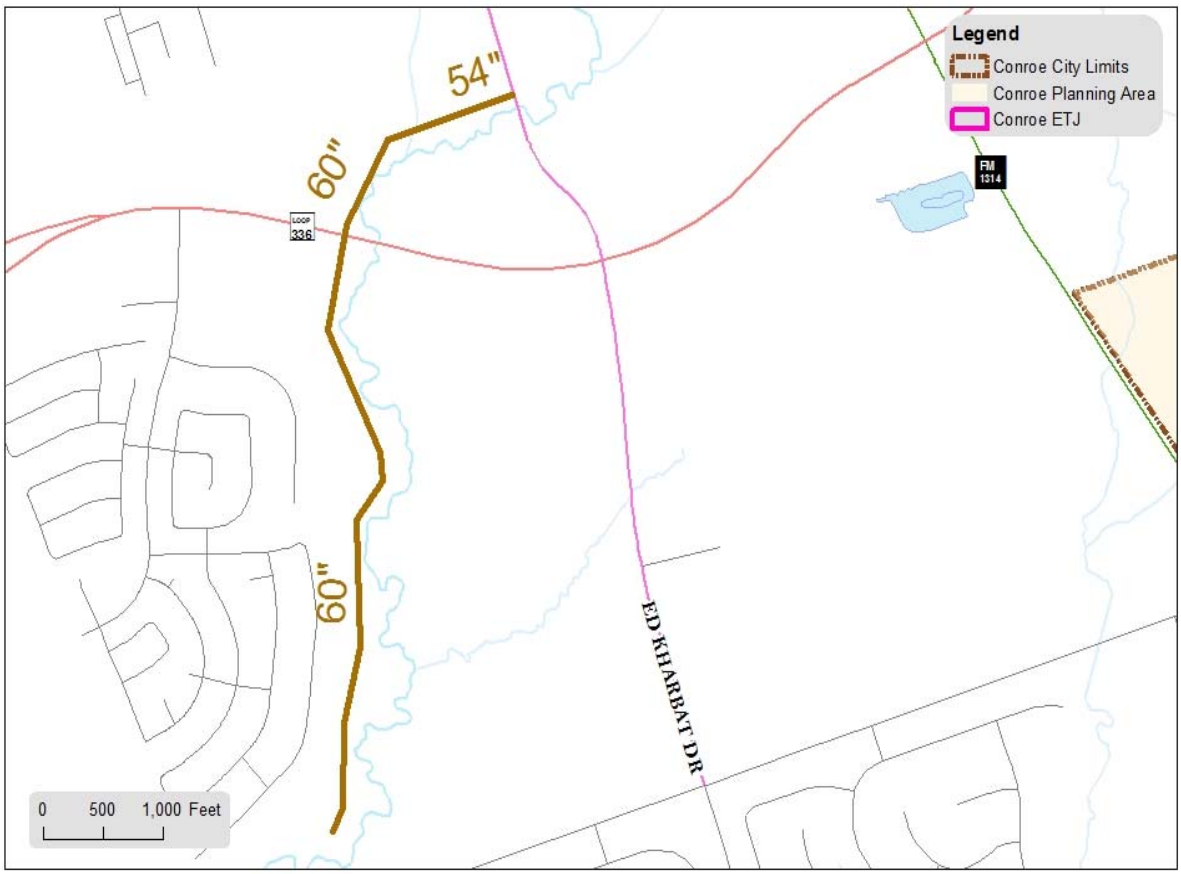

Trunk Line Replacement
Stewarts Creek/Ed Kharbat South

City of Conroe, Texas
www.CityofConroe.org

ADDITIONAL PROJECT DETAILS:

Capital Improvement Program
Project Sheet

Project Type: Sewer

Project Name: Trunk Line Replacement - Stewarts Creek (Avenue M to Hwy 105)

Project Code: TBD

Project Manager: Engineering

Location Description: Avenue M to Hwy 105

Summary: This project includes rehabilitation of eleven (11) segments of the 48" lower Stewart's Creek trunk line, between Highway 105 and Avenue M. The remaining useful life analysis showed these segments to have some corrosion, with a range of 11 to 30 years of remaining useful life.

Project Start Date: October 2019

Project End Date: September 2020

REVENUE SOURCE	Prior Budgets	2018-2019	2019-2020	2020-2021	2021-2022	2022-2023	2023-2028	TOTAL COST
General Obligation Bonds	$ -	$ -	$ -	$ -	$ -	$ -	$ -	$ -
Certificates of Obligation	-	-	-	-	-	-	-	-
Revenue Bonds	-	-	1,654,000	-	-	-	-	1,654,000
Interest Income	-	-	-	-	-	-	-	-
Intergovernmental	-	-	-	-	-	-	-	-
Transfers In	-	-	-	-	-	-	-	-
Other Sources*	-	-	-	-	-	-	-	-
TOTAL REVENUE	**$ -**	**$ -**	**$ 1,654,000**	**$ -**	**$ -**	**$ -**	**$ -**	**$ 1,654,000**

* Other Sources		
		$ -
		$ -
		$ -

COST BREAKDOWN

KEY COST DESCRIPTIONS	Prior Budgets	2018-2019	2019-2020	2020-2021	2021-2022	2022-2023	2023-2028	TOTAL COST
1111-Land Acquisition	$ -	$ -	$ -	$ -	$ -	$ -	$ -	$ -
1112-Planning Design (Outside)	-	-	136,000	-	-	-	-	136,000
1113-Testing/Inspection	-	-	-	-	-	-	-	-
1114-Construction (Outside)	-	-	1,518,000	-	-	-	-	1,518,000
1116-Materials	-	-	-	-	-	-	-	-
1117-Machinery/Equipment	-	-	-	-	-	-	-	-
1118-Miscellaneous	-	-	-	-	-	-	-	-
TOTAL COST	**$ -**	**$ -**	**$ 1,654,000**	**$ -**	**$ -**	**$ -**	**$ -**	**$ 1,654,000**

Note: Inflation has been added to projected costs in future years.

PROJECTED ANNUAL OPERATING IMPACT	2018-2019	2019-2020	2020-2021	2021-2022	2022-2023	2023-2028	TOTAL COST
Revenues	$ -	$ -	$ -	$ -	$ -	$ -	$ -
Charges for Service	-	-	-	-	-	-	-
Other Revenues	-	-	-	-	-	-	-
Subtotal-Revenues	$ -	$ -	$ -	$ -	$ -	$ -	$ -
Expenses							
Personnel Service	$ -	$ -	$ -	$ -	$ -	$ -	$ -
Supplies	-	-	-	-	-	-	-
Contractual Services	-	-	-	-	-	-	-
Capital Outlay	-	-	-	-	-	-	-
NET TOTAL COST	**$ -**	**$ -**	**$ -**	**$ -**	**$ -**	**$ -**	**$ -**

Capital Improvement Program
Project Sheet

Project Type:	Sewer		
Project Name:	Trunk Line Replacement - Stewarts Creek (Avenue M to Hwy 105)	**Project Code:**	TBD
Project Manager:	Engineering		
Location Description:	Avenue M to Hwy 105		

PROJECT MAP:

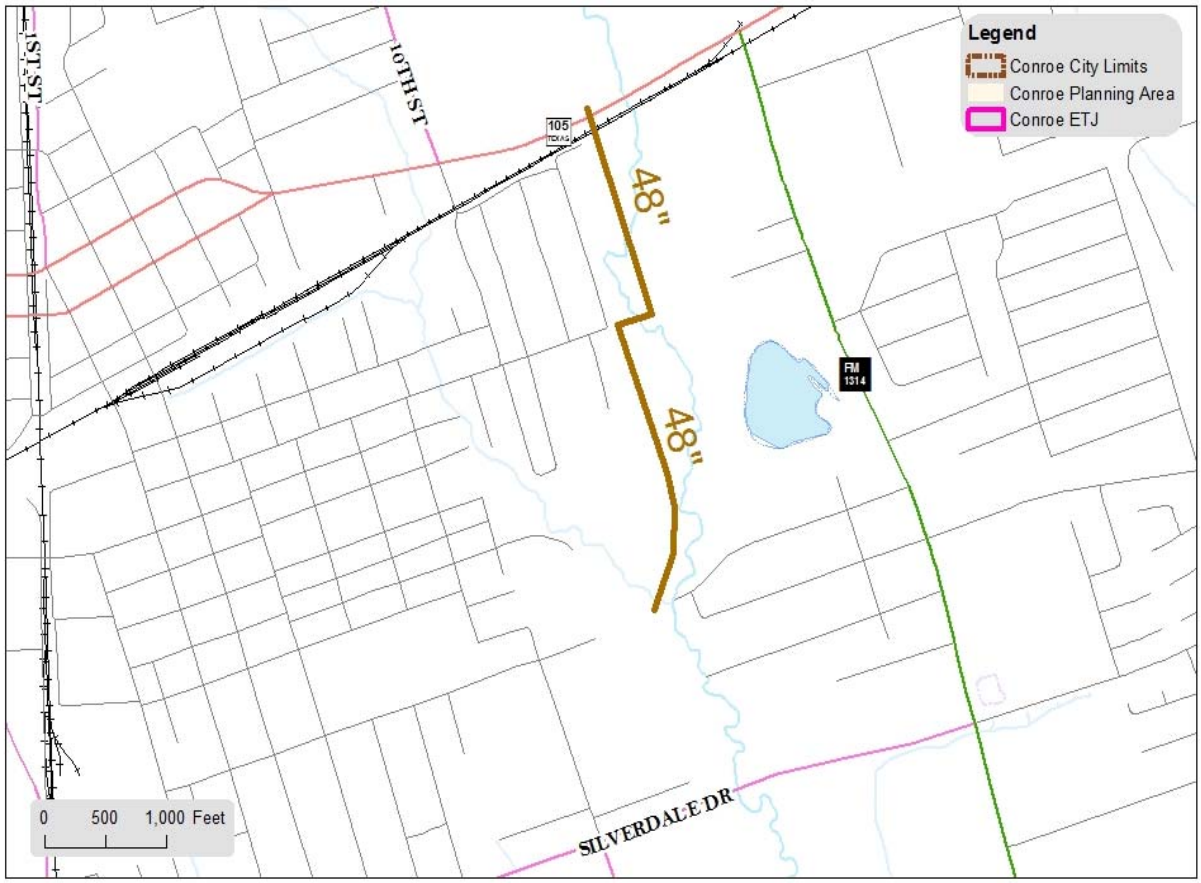

P-TBD SEWER
STEWARTS CREEK (AVENUE M TO HWY 105)

City of Conroe, Texas
www.CityofConroe.org

ADDITIONAL PROJECT DETAILS:

Capital Improvement Program
Project Sheet

Project Type: Sewer

Project Name: Trunk Line Replacement - Stewarts Creek (Lower) **Project Code:** TBD

Project Manager: Engineering

Location Description: Stewarts Creek

Summary: This project consists of 8,600 linear feet of a 54" gravity main to replace the existing 48" Lower Stewart Creek gravity main, as well as twenty-four (24) 60" manholes and all necessary appurtenances.

Project Start Date: October 2020

Project End Date: September 2021

REVENUE SOURCE	Prior Budgets	2018-2019	2019-2020	2020-2021	2021-2022	2022-2023	2023-2028	TOTAL COST
General Obligation Bonds	$ -	$ -	$ -	$ -	$ -	$ -	$ -	**$ -**
Certificates of Obligation	-	-	-	-	-	-	-	**-**
Revenue Bonds	-	-	-	7,000,000	-	-	-	**7,000,000**
Interest Income	-	-	-	-	-	-	-	**-**
Intergovernmental	-	-	-	-	-	-	-	**-**
Transfers In	-	-	-	-	-	-	-	**-**
Other Sources*	-	-	-	-	-	-	-	**-**
TOTAL REVENUE	**$ -**	**$ -**	**$ -**	**$ 7,000,000**	**$ -**	**$ -**	**$ -**	**$ 7,000,000**

* Other Sources		
		$ -
		$ -
		$ -

COST BREAKDOWN

KEY COST DESCRIPTIONS	Prior Budgets	2018-2019	2019-2020	2020-2021	2021-2022	2022-2023	2023-2028	TOTAL COST
1111-Land Acquisition	$ -	$ -	$ -	$ -	$ -	$ -	$ -	**$ -**
1112-Planning Design (Outside)	-	-	-	700,000	-	-	-	**700,000**
1113-Testing/Inspection	-	-	-	-	-	-	-	**-**
1114-Construction (Outside)	-	-	-	6,300,000	-	-	-	**6,300,000**
1116-Materials	-	-	-	-	-	-	-	**-**
1117-Machinery/Equipment	-	-	-	-	-	-	-	**-**
1118-Miscellaneous	-	-	-	-	-	-	-	**-**
TOTAL COST	**$ -**	**$ -**	**$ -**	**$ 7,000,000**	**$ -**	**$ -**	**$ -**	**$ 7,000,000**

Note: Inflation has been added to projected costs in future years.

PROJECTED ANNUAL OPERATING IMPACT	2018-2019	2019-2020	2020-2021	2021-2022	2022-2023	2023-2028	TOTAL COST
Revenues	$ -	$ -	$ -	$ -	$ -	$ -	**$ -**
Charges for Service	-	-	-	-	-	-	**-**
Other Revenues	-	-	-	-	-	-	**-**
Subtotal-Revenues	$ -	$ -	$ -	$ -	$ -	$ -	**$ -**
Expenses							
Personnel Service	$ -	$ -	$ -	$ -	$ -	$ -	**$ -**
Supplies	-	-	-	-	-	-	**-**
Contractual Services	-	-	-	-	-	-	**-**
Capital Outlay	-	-	-	-	-	-	**-**
NET TOTAL COST	**$ -**	**$ -**	**$ -**	**$ -**	**$ -**	**$ -**	**$ -**

Capital Improvement Program
Project Sheet

Project Type: Sewer

Project Name: Trunk Line Replacement - Stewarts Creek (Lower) **Project Code:** TBD

Project Manager: Engineering

Location Description: Stewarts Creek

PROJECT MAP:

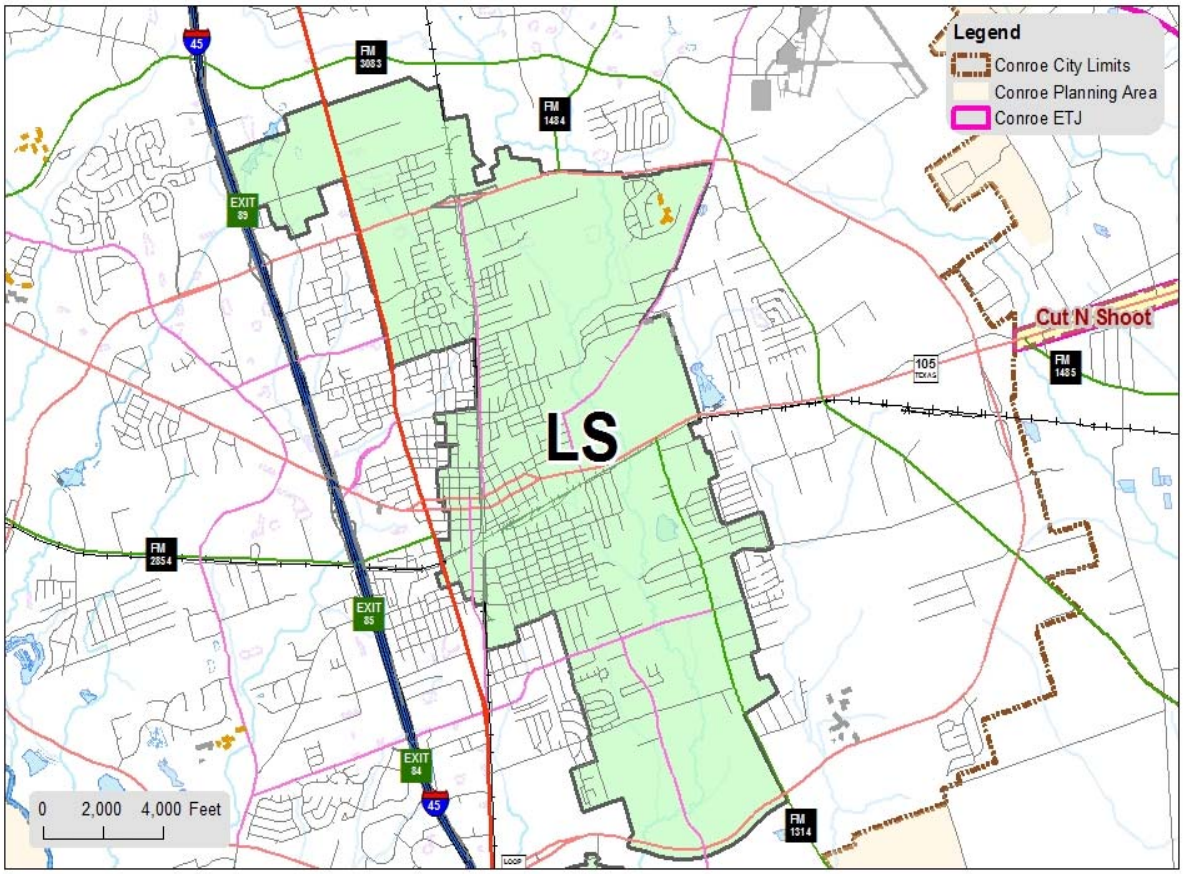

P-TBD SEWER
TRUNK LINE REPLACEMENT - LOWER STEWART CREEK BASIN

City of Conroe, Texas
www.CityofConroe.org

ADDITIONAL PROJECT DETAILS:

Capital Improvement Program
Project Sheet

Project Type: Sewer

Project Name: Gravity Main Replacement - Downtown Area Phase 1 (South of Highway 105)

Project Code: TBD

Project Manager: Engineering

Location Description: Eastern portion of Downtown, Avenue K, J, PI, San Jacinto, and 7th Street

Summary: This project consists of replacing 700 linear feet of 12" pipe, 4,150 linear feet of 15" pipe, 3,100 linear feet of 18" pipe, 100 linear feet of 24" pipe, 1,300 linear feet of 30" pipe, 1,300 linear feet of 42" pipe, forty-five (45) 60" diameter manholes, and all necessary appurtenances.

Project Start Date: October 2020

Project End Date: September 2021

REVENUE SOURCE	Prior Budgets	2018-2019	2019-2020	2020-2021	2021-2022	2022-2023	2023-2028	TOTAL COST
General Obligation Bonds	$ -	$ -	$ -	$ -	$ -	$ -	$ -	**$ -**
Certificates of Obligation	-	-	-	-	-	-	-	**-**
Revenue Bonds	-	-	-	3,100,000	-	-	-	**3,100,000**
Interest Income	-	-	-	-	-	-	-	**-**
Intergovernmental	-	-	-	-	-	-	-	**-**
Transfers In	-	-	-	-	-	-	-	**-**
Other Sources*	-	-	-	-	-	-	-	**-**
TOTAL REVENUE	**$ -**	**$ -**	**$ -**	**$ 3,100,000**	**$ -**	**$ -**	**$ -**	**$ 3,100,000**

* Other Sources	
	$ -
	$ -
	$ -

COST BREAKDOWN

KEY COST DESCRIPTIONS	Prior Budgets	2018-2019	2019-2020	2020-2021	2021-2022	2022-2023	2023-2028	TOTAL COST
1111-Land Acquisition	$ -	$ -	$ -	$ -	$ -	$ -	$ -	**$ -**
1112-Planning Design (Outside)	-	-	-	530,000	-	-	-	**530,000**
1113-Testing/Inspection	-	-	-	-	-	-	-	**-**
1114-Construction (Outside)	-	-	-	2,570,000	-	-	-	**2,570,000**
1116-Materials	-	-	-	-	-	-	-	**-**
1117-Machinery/Equipment	-	-	-	-	-	-	-	**-**
1118-Miscellaneous	-	-	-	-	-	-	-	**-**
TOTAL COST	**$ -**	**$ -**	**$ -**	**$ 3,100,000**	**$ -**	**$ -**	**$ -**	**$ 3,100,000**

Note: Inflation has been added to projected costs in future years.

PROJECTED ANNUAL OPERATING IMPACT	2018-2019	2019-2020	2020-2021	2021-2022	2022-2023	2023-2028	TOTAL COST
Revenues	$ -	$ -	$ -	$ -	$ -	$ -	**$ -**
Charges for Service	-	-	-	-	-	-	**-**
Other Revenues	-	-	-	-	-	-	**-**
Subtotal-Revenues	$ -	$ -	$ -	$ -	$ -	$ -	**$ -**
Expenses							
Personnel Service	$ -	$ -	$ -	$ -	$ -	$ -	**$ -**
Supplies	-	-	-	-	-	-	**-**
Contractual Services	-	-	-	-	-	-	**-**
Capital Outlay	-	-	-	-	-	-	**-**
NET TOTAL COST	**$ -**	**$ -**	**$ -**	**$ -**	**$ -**	**$ -**	**$ -**

Capital Improvement Program
Project Sheet

Project Type:	Sewer		
Project Name:	Gravity Main Replacement - Downtown Area Phase 1 (South of Highway 105)	**Project Code:**	TBD
Project Manager:	Engineering		
Location Description:	Eastern portion of Downtown, Avenue K, J, PI, San Jacinto, and 7th Street		

PROJECT MAP:

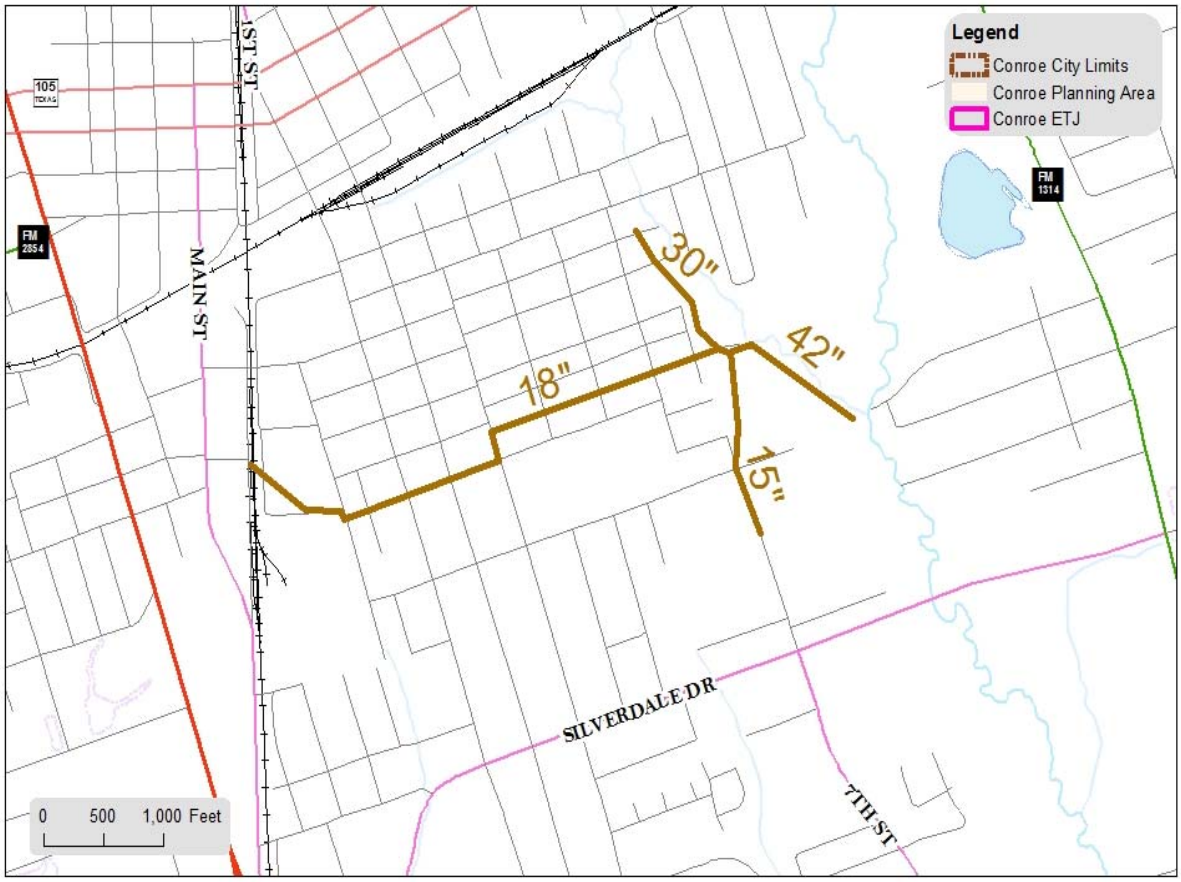

P-TBD SEWER
GRAVITY MAIN REPLACEMENT DOWNTOWN AREA PHASE 1

City of Conroe, Texas
www.CityofConroe.org

ADDITIONAL PROJECT DETAILS:

Capital Improvement Program
Project Sheet

Project Type: Sewer

Project Name: Lift Station Consolidation - Area No. 03 **Project Code:** TBD

Project Manager: Engineering

Location Description: Existing 9th Street Lift Station

Summary: This project consists of consolidating the existing 9th Street Lift Station with a nearby gravity main.

Project Start Date: October 2020

Project End Date: September 2021

REVENUE SOURCE	Prior Budgets	2018-2019	2019-2020	2020-2021	2021-2022	2022-2023	2023-2028	TOTAL COST
General Obligation Bonds	$ -	$ -	$ -	$ -	$ -	$ -	$ -	**$ -**
Certificates of Obligation	-	-	-	-	-	-	-	**-**
Revenue Bonds	-	-	-	675,000	-	-	-	**675,000**
Interest Income	-	-	-	-	-	-	-	**-**
Intergovernmental	-	-	-	-	-	-	-	**-**
Transfers In	-	-	-	-	-	-	-	**-**
Other Sources*	-	-	-	-	-	-	-	**-**
TOTAL REVENUE	**$ -**	**$ -**	**$ -**	**$ 675,000**	**$ -**	**$ -**	**$ -**	**$ 675,000**

* Other Sources		
		$ -
		$ -
		$ -

COST BREAKDOWN

KEY COST DESCRIPTIONS	Prior Budgets	2018-2019	2019-2020	2020-2021	2021-2022	2022-2023	2023-2028	TOTAL COST
1111-Land Acquisition	$ -	$ -	$ -	$ -	$ -	$ -	$ -	**$ -**
1112-Planning Design (Outside)	-	-	-	48,000	-	-	-	**48,000**
1113-Testing/Inspection	-	-	-	-	-	-	-	**-**
1114-Construction (Outside)	-	-	-	627,000	-	-	-	**627,000**
1116-Materials	-	-	-	-	-	-	-	**-**
1117-Machinery/Equipment	-	-	-	-	-	-	-	**-**
1118-Miscellaneous	-	-	-	-	-	-	-	**-**
TOTAL COST	**$ -**	**$ -**	**$ -**	**$ 675,000**	**$ -**	**$ -**	**$ -**	**$ 675,000**

Note: Inflation has been added to projected costs in future years.

PROJECTED ANNUAL OPERATING IMPACT	2018-2019	2019-2020	2020-2021	2021-2022	2022-2023	2023-2028	TOTAL COST
Revenues	$ -	$ -	$ -	$ -	$ -	$ -	**$ -**
Charges for Service	-	-	-	-	-	-	**-**
Other Revenues	-	-	-	-	-	-	**-**
Subtotal-Revenues	$ -	$ -	$ -	$ -	$ -	$ -	**$ -**
Expenses							
Personnel Service	$ -	$ -	$ -	$ -	$ -	$ -	**$ -**
Supplies	-	-	-	-	-	-	**-**
Contractual Services	-	-	-	-	-	-	**-**
Capital Outlay	-	-	-	-	-	-	**-**
NET TOTAL COST	**$ -**	**$ -**	**$ -**	**$ -**	**$ -**	**$ -**	**$ -**

Capital Improvement Program
Project Sheet

Project Type: Sewer

Project Name: Lift Station Consolidation - Area No. 03 **Project Code:** TBD

Project Manager: Engineering

Location Description: Existing 9th Street Lift Station

PROJECT MAP:

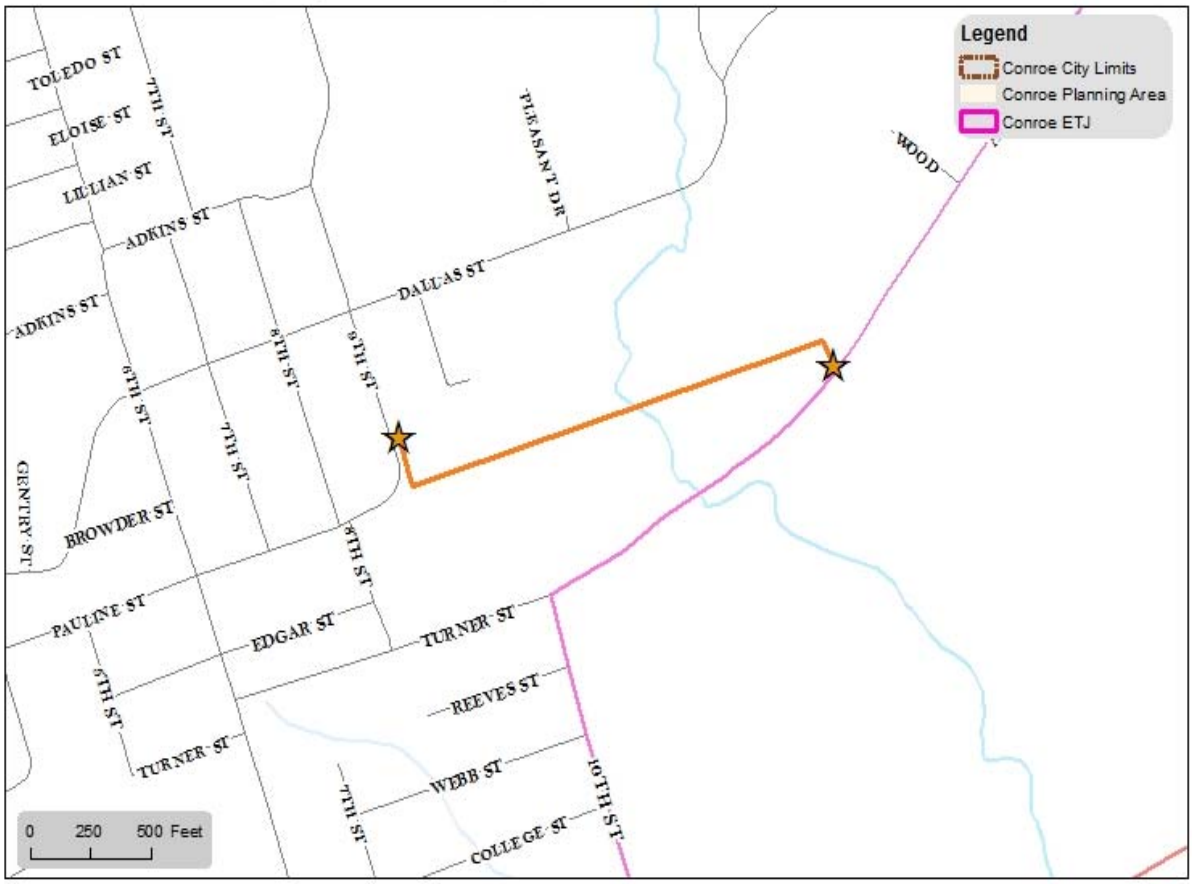

N

P-TBD SEWER

LIFT STATION CONSOLIDATION - AREA NO. 3

City of Conroe, Texas
www.CityofConroe.org

ADDITIONAL PROJECT DETAILS:

Capital Improvement Program
Project Sheet

Project Type: Sewer

Project Name: Lift Station Rehabilitation - Enchanted Stream, IH-45 South, and Woodgate

Project Code: TBD

Project Manager: Engineering

Location Description: Existing Lift Station at Enchanted Stream, IH-45 South, and Woodgate

Summary: This project includes rehabilitation of three existing lift stations - Enchanted Stream, IH-45 South, and Woodgate. The condition assessment for the Enchanted Stream lift station rated as fair and the risk assement was in the moderate category. The condition assessment for the IH-45 South lift station rated as poor and the risk assessment was rated as moderate. The condition assessment for the Woodgate lift station rated as fair and the risk assessment was in the low category.

Project Start Date: October 2020

Project End Date: September 2021

REVENUE SOURCE	Prior Budgets	2018-2019	2019-2020	2020-2021	2021-2022	2022-2023	2023-2028	TOTAL COST
General Obligation Bonds	$ -	$ -	$ -	$ -	$ -	$ -	$ -	$ -
Certificates of Obligation	-	-	-	-	-	-	-	-
Revenue Bonds	-	-	-	575,000	-	-	-	575,000
Interest Income	-	-	-	-	-	-	-	-
Intergovernmental	-	-	-	-	-	-	-	-
Transfers In	-	-	-	-	-	-	-	-
Other Sources*	-	-	-	-	-	-	-	-
TOTAL REVENUE	**$ -**	**$ -**	**$ -**	**$ 575,000**	**$ -**	**$ -**	**$ -**	**$ 575,000**

* Other Sources		
		$ -
		$ -
		$ -

COST BREAKDOWN

KEY COST DESCRIPTIONS	Prior Budgets	2018-2019	2019-2020	2020-2021	2021-2022	2022-2023	2023-2028	TOTAL COST
1111-Land Acquisition	$ -	$ -	$ -	$ -	$ -	$ -	$ -	$ -
1112-Planning Design (Outside)	-	-	-	38,000	-	-	-	38,000
1113-Testing/Inspection	-	-	-	-	-	-	-	-
1114-Construction (Outside)	-	-	-	537,000	-	-	-	537,000
1116-Materials	-	-	-	-	-	-	-	-
1117-Machinery/Equipment	-	-	-	-	-	-	-	-
1118-Miscellaneous	-	-	-	-	-	-	-	-
TOTAL COST	**$ -**	**$ -**	**$ -**	**$ 575,000**	**$ -**	**$ -**	**$ -**	**$ 575,000**

Note: Inflation has been added to projected costs in future years.

PROJECTED ANNUAL OPERATING IMPACT	2018-2019	2019-2020	2020-2021	2021-2022	2022-2023	2023-2028	TOTAL COST
Revenues	$ -	$ -	$ -	$ -	$ -	$ -	$ -
Charges for Service	-	-	-	-	-	-	-
Other Revenues	-	-	-	-	-	-	-
Subtotal-Revenues	$ -	$ -	$ -	$ -	$ -	$ -	$ -
Expenses							
Personnel Service	$ -	$ -	$ -	$ -	$ -	$ -	$ -
Supplies	-	-	-	-	-	-	-
Contractual Services	-	-	-	-	-	-	-
Capital Outlay	-	-	-	-	-	-	-
NET TOTAL COST	**$ -**	**$ -**	**$ -**	**$ -**	**$ -**	**$ -**	**$ -**

Capital Improvement Program
Project Sheet

Project Type:	Sewer		
Project Name:	Lift Station Rehabilitation - Enchanted Stream, IH-45 South, and Woodgate	**Project Code:**	TBD
Project Manager:	Engineering		
Location Description:	Existing Lift Station at Enchanted Stream, IH-45 South, and Woodgate		

PROJECT MAP:

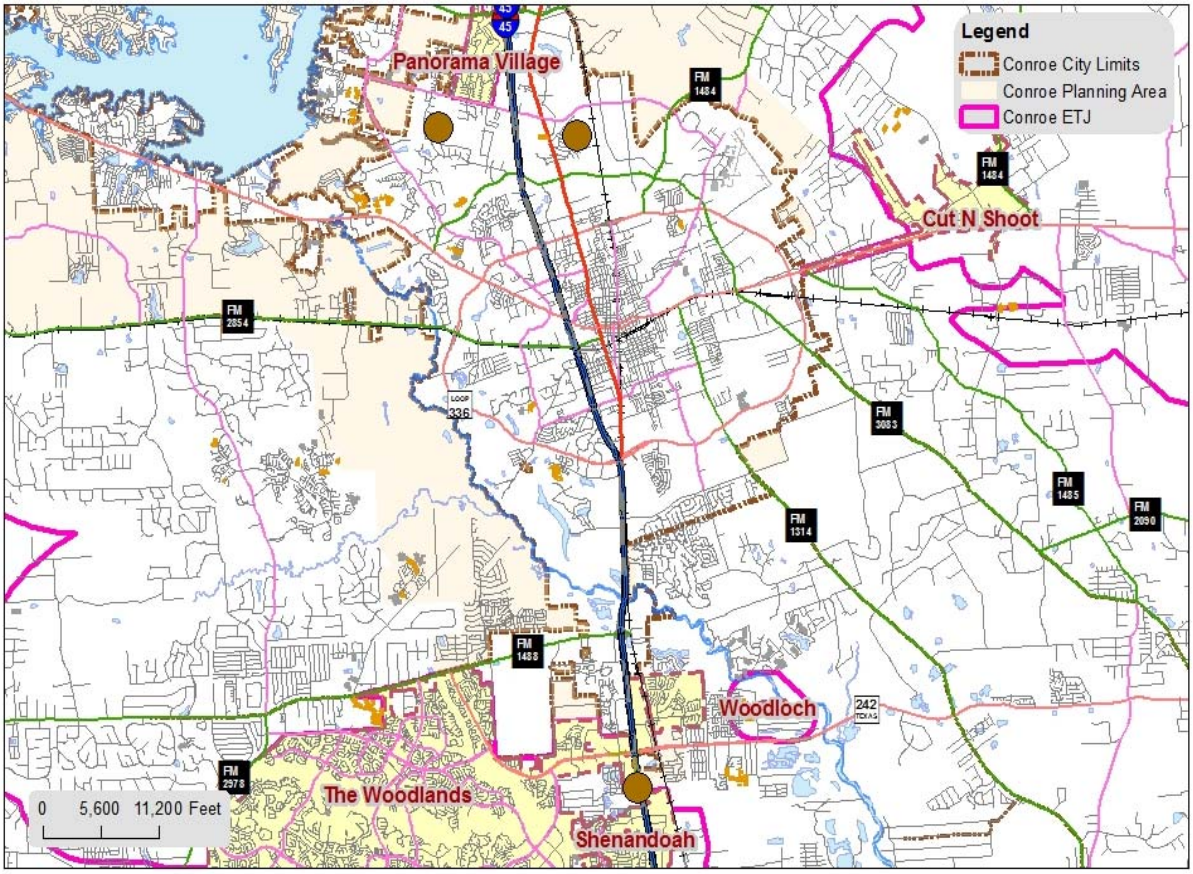

P-TBD SEWER
ENCHANTED STREAM, IH-45 SOUTH AND WOODGATE
LIFT STATION REHAB

City of Conroe, Texas
www.CityofConroe.org

ADDITIONAL PROJECT DETAILS:

Capital Improvement Program
Project Sheet

Project Type: Sewer

Project Name: Sewer Line Extension - FM 1485 **Project Code:** TBD

Project Manager: Engineering

Location Description: Loop 336 to FM 1485, North to Hwy 105

Summary: The project will construct an 1,900 linear feet of 18 inch sanitary sewer line and 10 new sewer manholes.

Project Start Date: October 2021

Project End Date: September 2022

REVENUE SOURCE	Prior Budgets	2018-2019	2019-2020	2020-2021	2021-2022	2022-2023	2023-2028	TOTAL COST
General Obligation Bonds	$ -	$ -	$ -	$ -	$ -	$ -	$ -	$ -
Certificates of Obligation	-	-	-	-	-	-	-	-
Revenue Bonds	-	-	-	-	1,254,000	-	-	1,254,000
Interest Income	-	-	-	-	-	-	-	-
Intergovernmental	-	-	-	-	-	-	-	-
Transfers In	-	-	-	-	-	-	-	-
Other Sources*	-	-	-	-	-	-	-	-
TOTAL REVENUE	$ -	$ -	$ -	$ -	$ 1,254,000	$ -	$ -	$ 1,254,000

* Other Sources		
		$ -
		$ -
		$ -

COST BREAKDOWN

KEY COST DESCRIPTIONS	Prior Budgets	2018-2019	2019-2020	2020-2021	2021-2022	2022-2023	2023-2028	TOTAL COST
1111-Land Acquisition	$ -	$ -	$ -	$ -	$ -	$ -	$ -	$ -
1112-Planning Design (Outside)	-	-	-	-	138,000	-	-	138,000
1113-Testing/Inspection	-	-	-	-	-	-	-	-
1114-Construction (Outside)	-	-	-	-	1,116,000	-	-	1,116,000
1116-Materials	-	-	-	-	-	-	-	-
1117-Machinery/Equipment	-	-	-	-	-	-	-	-
1118-Miscellaneous	-	-	-	-	-	-	-	-
TOTAL COST	$ -	$ -	$ -	$ -	$ 1,254,000	$ -	$ -	$ 1,254,000

Note: Inflation has been added to projected costs in future years.

PROJECTED ANNUAL OPERATING IMPACT	2018-2019	2019-2020	2020-2021	2021-2022	2022-2023	2023-2028	TOTAL COST
Revenues	$ -	$ -	$ -	$ -	$ -	$ -	$ -
Charges for Service	-	-	-	-	-	-	-
Other Revenues	-	-	-	-	-	-	-
Subtotal-Revenues	$ -	$ -	$ -	$ -	$ -	$ -	$ -
Expenses							
Personnel Service	$ -	$ -	$ -	$ -	$ -	$ -	$ -
Supplies	-	-	-	-	-	-	-
Contractual Services	-	-	-	-	-	-	-
Capital Outlay	-	-	-	-	-	-	-
NET TOTAL COST	$ -	$ -	$ -	$ -	$ -	$ -	$ -

Capital Improvement Program
Project Sheet

Project Type:	Sewer		
Project Name:	Sewer Line Extension - FM 1485	**Project Code:**	TBD
Project Manager:	Engineering		
Location Description:	Loop 336 to FM 1485, North to Hwy 105		

PROJECT MAP:

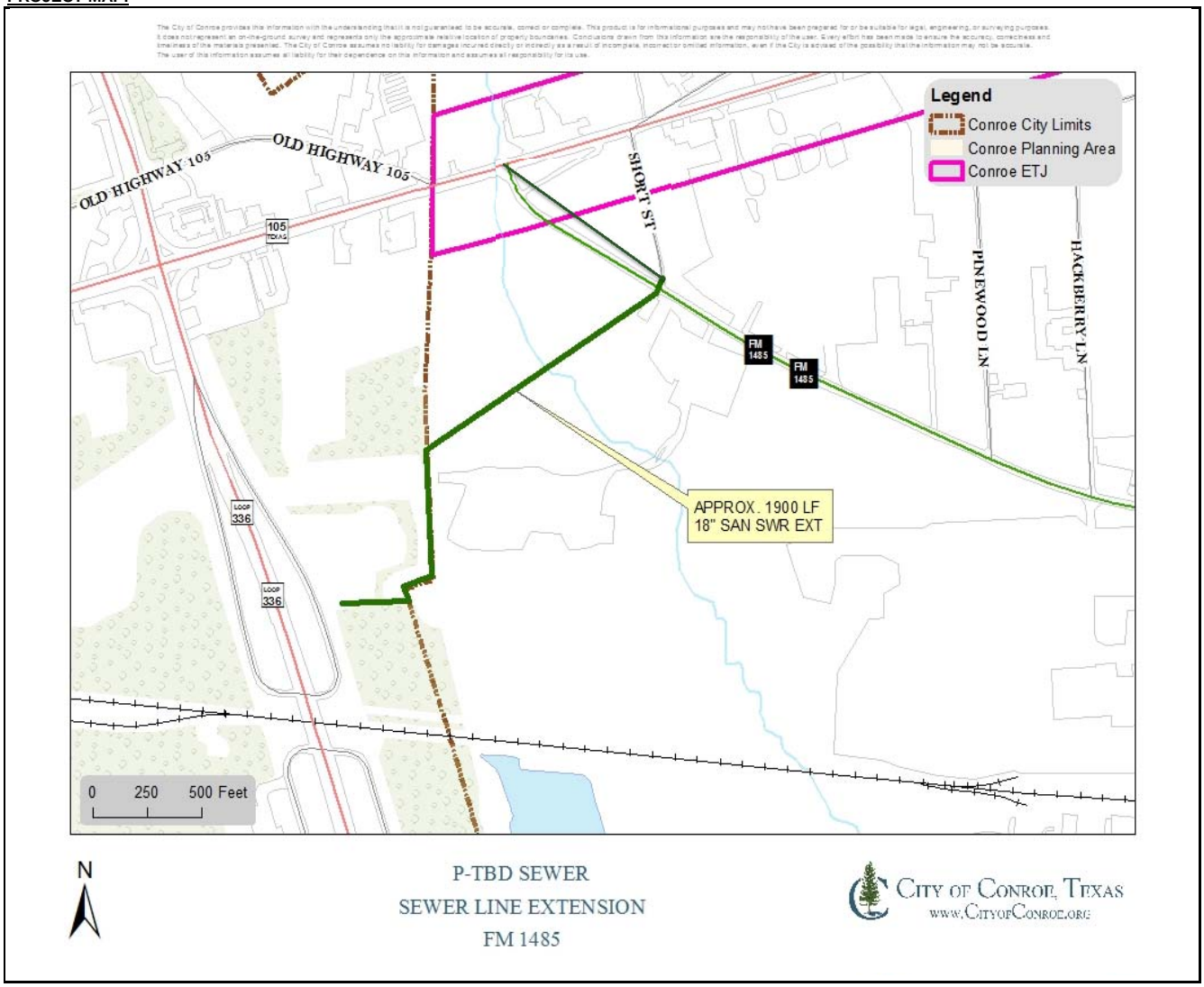

ADDITIONAL PROJECT DETAILS:

Capital Improvement Program
Project Sheet

Project Type: Sewer

Project Name: Wastewater Treatment Plant Expansion - South Conroe

Project Code: TBD

Project Manager: Engineering

Location Description: Existing site

Summary: To expand the capacity to 9 MGD.

Project Start Date: October 2022

Project End Date: September 2023

REVENUE SOURCE	Prior Budgets	2018-2019	2019-2020	2020-2021	2021-2022	2022-2023	2023-2028	TOTAL COST
General Obligation Bonds	$ -	$ -	$ -	$ -	$ -	$ -	$ -	$ -
Certificates of Obligation	-	-	-	-	-	-	-	-
Revenue Bonds	-	-	-	-	-	3,500,000	-	3,500,000
Interest Income	-	-	-	-	-	-	-	-
Intergovernmental	-	-	-	-	-	-	-	-
Transfers In	-	-	-	-	-	-	-	-
Other Sources*	-	-	-	-	-	-	-	-
TOTAL REVENUE	$ -	$ -	$ -	$ -	$ -	$ 3,500,000	$ -	$ 3,500,000

* Other Sources		
		$ -
		$ -
		$ -

COST BREAKDOWN

KEY COST DESCRIPTIONS	Prior Budgets	2018-2019	2019-2020	2020-2021	2021-2022	2022-2023	2023-2028	TOTAL COST
1111-Land Acquisition	$ -	$ -	$ -	$ -	$ -	$ -	$ -	$ -
1112-Planning Design (Outside)	-	-	-	-	-	3,500,000	-	3,500,000
1113-Testing/Inspection	-	-	-	-	-	-	-	-
1114-Construction (Outside)	-	-	-	-	-	-	-	-
1116-Materials	-	-	-	-	-	-	-	-
1117-Machinery/Equipment	-	-	-	-	-	-	-	-
1118-Miscellaneous	-	-	-	-	-	-	-	-
TOTAL COST	$ -	$ -	$ -	$ -	$ -	$ 3,500,000	$ -	$ 3,500,000

Note: Inflation has been added to projected costs in future years.

PROJECTED ANNUAL OPERATING IMPACT	2018-2019	2019-2020	2020-2021	2021-2022	2022-2023	2023-2028	TOTAL COST
Revenues	$ -	$ -	$ -	$ -	$ -	$ -	$ -
Charges for Service	-	-	-	-	-	-	-
Other Revenues	-	-	-	-	-	-	-
Subtotal-Revenues	$ -	$ -	$ -	$ -	$ -	$ -	$ -
Expenses							
Personnel Service	$ -	$ -	$ -	$ -	$ -	$ -	$ -
Supplies	-	-	-	-	-	-	-
Contractual Services	-	-	-	-	-	-	-
Capital Outlay	-	-	-	-	-	-	-
NET TOTAL COST	$ -	$ -	$ -	$ -	$ -	$ -	$ -

Capital Improvement Program
Project Sheet

Project Type:	Sewer		
Project Name:	Wastewater Treatment Plant Expansion - South Conroe	**Project Code:**	TBD
Project Manager:	Engineering		
Location Description:	Existing site		

PROJECT MAP:

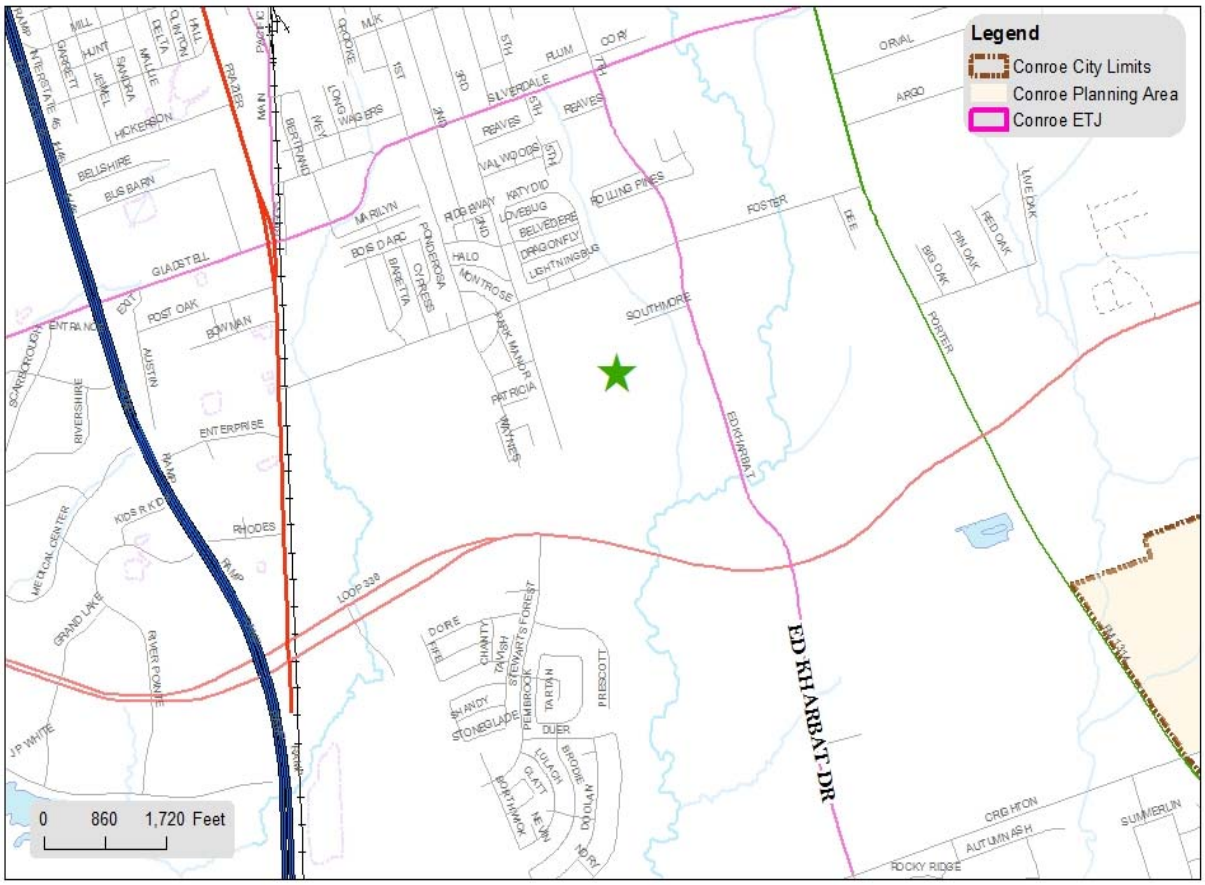

Wastewater Treatment Plant Expansion - South Conroe

City of Conroe, Texas
www.CityofConroe.org

ADDITIONAL PROJECT DETAILS:

Capital Improvement Program
Project Sheet

Project Type: Sewer

Project Name: Lift Station Expansion & Force Main Upgrades - Shadow Lakes

Project Code: TBD

Project Manager: Engineering

Location Description: Shadow Lakes Subdivision of Little Egypt Road

Summary: Upgrade the pumps and lift station for taking in Thousand Trails Road/RV Park and for future development.

Project Start Date: October 2021

Project End Date: September 2022

REVENUE SOURCE	Prior Budgets	2018-2019	2019-2020	2020-2021	2021-2022	2022-2023	2023-2028	TOTAL COST
General Obligation Bonds	$ -	$ -	$ -	$ -	$ -	$ -	$ -	$ -
Certificates of Obligation	-	-	-	-	-	-	-	-
Revenue Bonds	-	-	-	-	862,000	-	-	862,000
Interest Income	-	-	-	-	-	-	-	-
Intergovernmental	-	-	-	-	-	-	-	-
Transfers In	-	-	-	-	-	-	-	-
Other Sources*	-	-	-	-	-	-	-	-
TOTAL REVENUE	$ -	$ -	$ -	$ -	$ 862,000	$ -	$ -	$ 862,000

* Other Sources		
		$ -
		$ -
		$ -

COST BREAKDOWN

KEY COST DESCRIPTIONS	Prior Budgets	2018-2019	2019-2020	2020-2021	2021-2022	2022-2023	2023-2028	TOTAL COST
1111-Land Acquisition	$ -	$ -	$ -	$ -	$ -	$ -	$ -	$ -
1112-Planning Design (Outside)	-	-	-	-	70,000	-	-	70,000
1113-Testing/Inspection	-	-	-	-	-	-	-	-
1114-Construction (Outside)	-	-	-	-	792,000	-	-	792,000
1116-Materials	-	-	-	-	-	-	-	-
1117-Machinery/Equipment	-	-	-	-	-	-	-	-
1118-Miscellaneous	-	-	-	-	-	-	-	-
TOTAL COST	$ -	$ -	$ -	$ -	$ 862,000	$ -	$ -	$ 862,000

Note: Inflation has been added to projected costs in future years.

PROJECTED ANNUAL OPERATING IMPACT	2018-2019	2019-2020	2020-2021	2021-2022	2022-2023	2023-2028	TOTAL COST
Revenues	$ -	$ -	$ -	$ -	$ -	$ -	$ -
Charges for Service	-	-	-	-	-	-	-
Other Revenues	-	-	-	-	-	-	-
Subtotal-Revenues	$ -	$ -	$ -	$ -	$ -	$ -	$ -
Expenses							
Personnel Service	$ -	$ -	$ -	$ -	$ -	$ -	$ -
Supplies	-	-	-	-	-	-	-
Contractual Services	-	-	-	-	-	-	-
Capital Outlay	-	-	-	-	-	-	-
NET TOTAL COST	$ -	$ -	$ -	$ -	$ -	$ -	$ -

Capital Improvement Program
Project Sheet

Project Type:	Sewer		
Project Name:	Lift Station Expansion & Force Main Upgrades - Shadow Lakes	**Project Code:**	TBD
Project Manager:	Engineering		
Location Description:	Shadow Lakes Subdivision of Little Egypt Road		

PROJECT MAP:

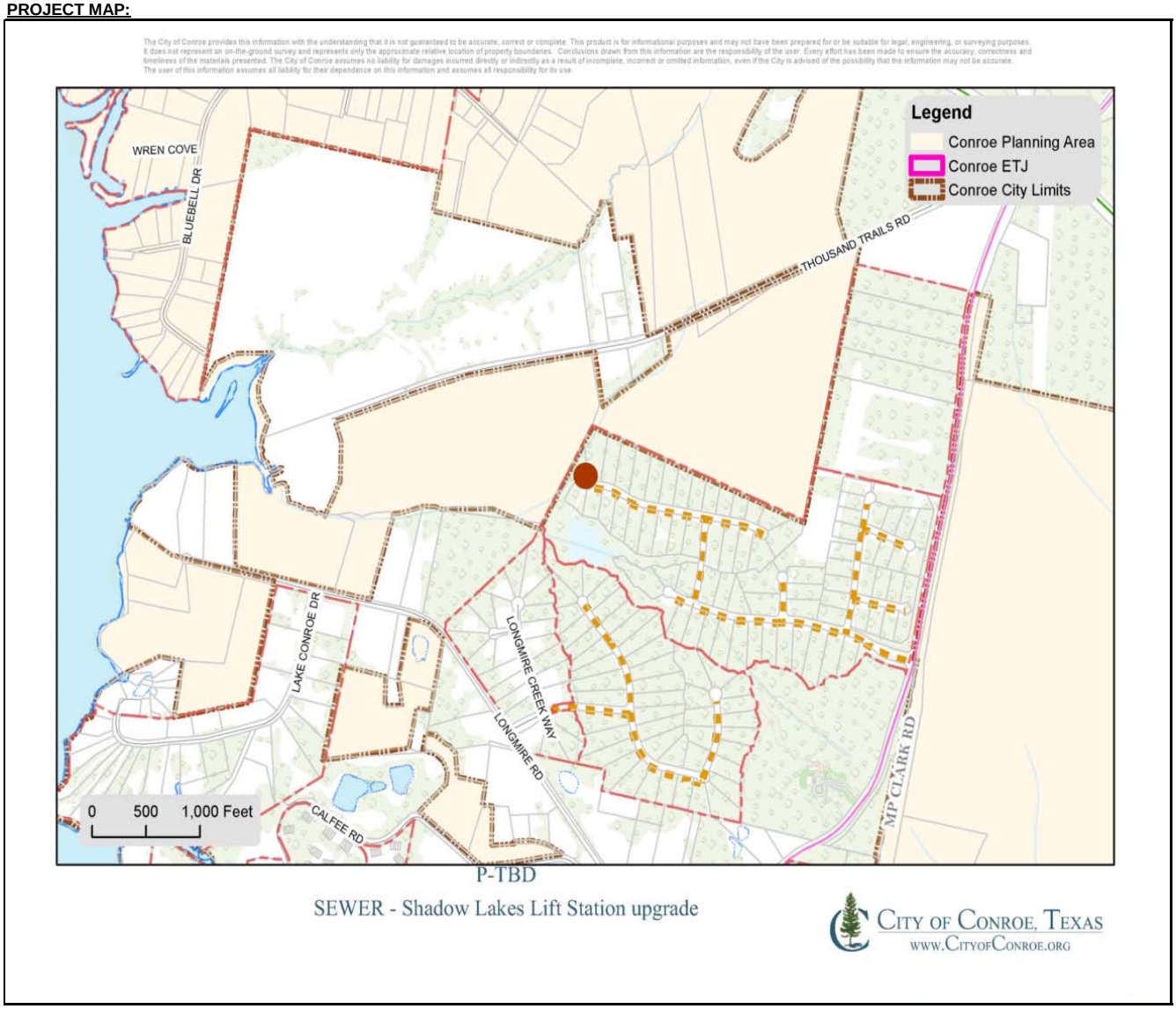

ADDITIONAL PROJECT DETAILS:

Capital Improvement Program
Project Sheet

Project Type: Sewer

Project Name: Sewer Rehab - San Jacinto & York Area **Project Code:** TBD

Project Manager: Engineering

Location Description: San Jacinto from Nugent to the Railroad, Railroad to York and along York from San Jacinto to South Main.

Summary: The project consists of replacing approximately 1,000 linear feet of 8", 1,900 linear feet of 10", and 1,030 linear feet of sanitary sewer with new 8", 10", and 12" sanitary sewer by pipe bursting method.

Project Start Date: October 2021

Project End Date: September 2022

REVENUE SOURCE	Prior Budgets	2018-2019	2019-2020	2020-2021	2021-2022	2022-2023	2023-2028	TOTAL COST
General Obligation Bonds	$ -	$ -	$ -	$ -	$ -	$ -	$ -	$ -
Certificates of Obligation	-	-	-	-	-	-	-	-
Revenue Bonds	-	-	-	-	650,000	-	-	650,000
Interest Income	-	-	-	-	-	-	-	-
Intergovernmental	-	-	-	-	-	-	-	-
Transfers In	-	-	-	-	-	-	-	-
Other Sources*	-	-	-	-	-	-	-	-
TOTAL REVENUE	$ -	$ -	$ -	$ -	$ 650,000	$ -	$ -	$ 650,000

* Other Sources		
		$ -
		$ -
		$ -

COST BREAKDOWN

KEY COST DESCRIPTIONS	Prior Budgets	2018-2019	2019-2020	2020-2021	2021-2022	2022-2023	2023-2028	TOTAL COST
1111-Land Acquisition	$ -	$ -	$ -	$ -	$ -	$ -	$ -	$ -
1112-Planning Design (Outside)	-	-	-	-	65,000	-	-	65,000
1113-Testing/Inspection	-	-	-	-	-	-	-	-
1114-Construction (Outside)	-	-	-	-	585,000	-	-	585,000
1116-Materials	-	-	-	-	-	-	-	-
1117-Machinery/Equipment	-	-	-	-	-	-	-	-
1118-Miscellaneous	-	-	-	-	-	-	-	-
TOTAL COST	$ -	$ -	$ -	$ -	$ 650,000	$ -	$ -	$ 650,000

Note: Inflation has been added to projected costs in future years.

PROJECTED ANNUAL OPERATING IMPACT	2018-2019	2019-2020	2020-2021	2021-2022	2022-2023	2023-2028	TOTAL COST
Revenues	$ -	$ -	$ -	$ -	$ -	$ -	$ -
Charges for Service	-	-	-	-	-	-	-
Other Revenues	-	-	-	-	-	-	-
Subtotal-Revenues	$ -	$ -	$ -	$ -	$ -	$ -	$ -
Expenses							
Personnel Service	$ -	$ -	$ -	$ -	$ -	$ -	$ -
Supplies	-	-	-	-	-	-	-
Contractual Services	-	-	-	-	-	-	-
Capital Outlay	-	-	-	-	-	-	-
NET TOTAL COST	$ -	$ -	$ -	$ -	$ -	$ -	$ -

Capital Improvement Program
Project Sheet

Project Type:	Sewer		
Project Name:	Sewer Rehab - San Jacinto & York Area	**Project Code:**	TBD
Project Manager:	Engineering		
Location Description:	San Jacinto from Nugent to the Railroad, Railroad to York and along York from San Jacinto to South Main.		

PROJECT MAP:

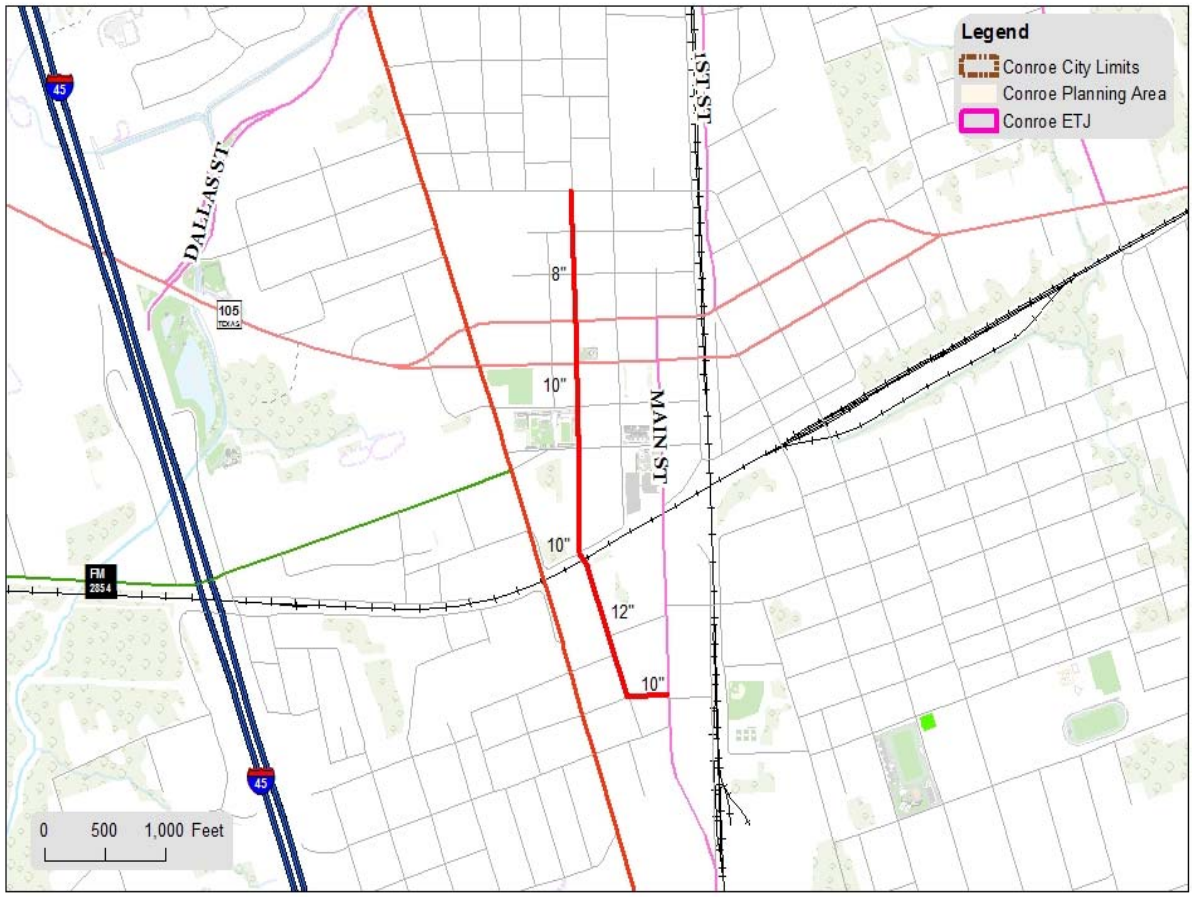

P-TBD
SEWER REHAB
SAN JACINTO & YORK AREA

City of Conroe, Texas
www.CityofConroe.org

ADDITIONAL PROJECT DETAILS:

Capital Improvement Program
Project Sheet

Project Type: Sewer

Project Name: Sewer Rehab - Arnold to Frazier Street **Project Code:** TBD

Project Manager: Engineering

Location Description: Between Arnold Street and Frazier Street

Summary: This project consists of replacing approximately 7,900 linear feet of 6" and 850 linear feet of 8" sewer with new 8" sewer by pipe bursting method and replacing associated sewer manholes located between Arnold Street and Frazier Street.

Project Start Date: October 2021

Project End Date: September 2022

REVENUE SOURCE	Prior Budgets	2018-2019	2019-2020	2020-2021	2021-2022	2022-2023	2023-2028	TOTAL COST
General Obligation Bonds	$ -	$ -	$ -	$ -	$ -	$ -	$ -	$ -
Certificates of Obligation	-	-	-	-	-	-	-	-
Revenue Bonds	-	-	-	-	815,000	-	-	815,000
Interest Income	-	-	-	-	-	-	-	-
Intergovernmental	-	-	-	-	-	-	-	-
Transfers In	-	-	-	-	-	-	-	-
Other Sources*	-	-	-	-	-	-	-	-
TOTAL REVENUE	**$ -**	**$ -**	**$ -**	**$ -**	**$ 815,000**	**$ -**	**$ -**	**$ 815,000**

* Other Sources		
		$ -
		$ -
		$ -

COST BREAKDOWN

KEY COST DESCRIPTIONS	Prior Budgets	2018-2019	2019-2020	2020-2021	2021-2022	2022-2023	2023-2028	TOTAL COST
1111-Land Acquisition	$ -	$ -	$ -	$ -	$ -	$ -	$ -	$ -
1112-Planning Design (Outside)	-	-	-	-	75,000	-	-	75,000
1113-Testing/Inspection	-	-	-	-	-	-	-	-
1114-Construction (Outside)	-	-	-	-	740,000	-	-	740,000
1116-Materials	-	-	-	-	-	-	-	-
1117-Machinery/Equipment	-	-	-	-	-	-	-	-
1118-Miscellaneous	-	-	-	-	-	-	-	-
TOTAL COST	**$ -**	**$ -**	**$ -**	**$ -**	**$ 815,000**	**$ -**	**$ -**	**$ 815,000**

Note: Inflation has been added to projected costs in future years.

PROJECTED ANNUAL OPERATING IMPACT	2018-2019	2019-2020	2020-2021	2021-2022	2022-2023	2023-2028	TOTAL COST
Revenues	$ -	$ -	$ -	$ -	$ -	$ -	$ -
Charges for Service	-	-	-	-	-	-	-
Other Revenues	-	-	-	-	-	-	-
Subtotal-Revenues	$ -	$ -	$ -	$ -	$ -	$ -	$ -
Expenses							
Personnel Service	$ -	$ -	$ -	$ -	$ -	$ -	$ -
Supplies	-	-	-	-	-	-	-
Contractual Services	-	-	-	-	-	-	-
Capital Outlay	-	-	-	-	-	-	-
NET TOTAL COST	**$ -**	**$ -**	**$ -**	**$ -**	**$ -**	**$ -**	**$ -**

Capital Improvement Program
Project Sheet

Project Type: Sewer

Project Name: Sewer Rehab - Arnold to Frazier Street **Project Code:** TBD

Project Manager: Engineering

Location Description: Between Arnold Street and Frazier Street

PROJECT MAP:

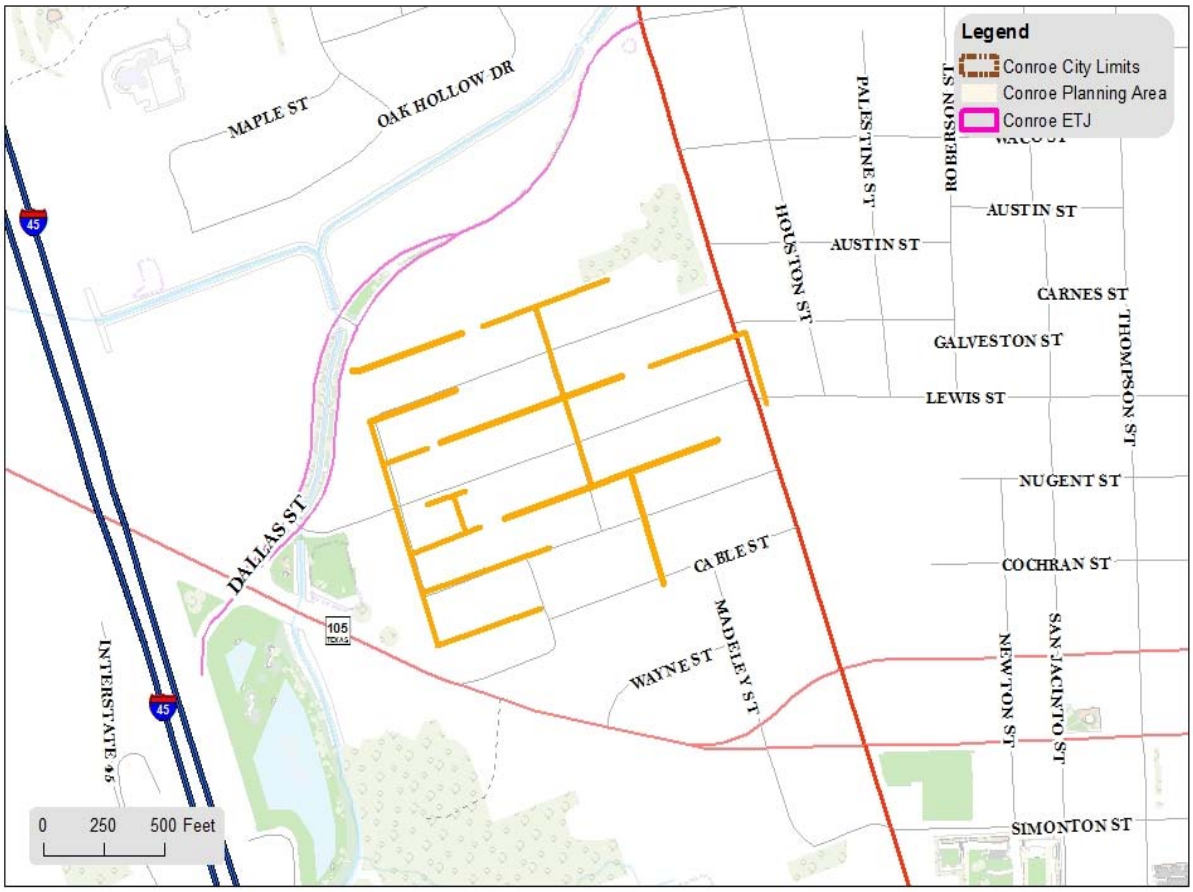

P-TBD
SEWER REHAB
ARNOLD TO FRAZIER ST

City of Conroe, Texas
www.CityofConroe.org

ADDITIONAL PROJECT DETAILS:

Capital Improvement Program
Project Sheet

Project Type: Sewer

Project Name: Sewer Rehab - North Loop 336 Area (Oxford to FM 3083)

Project Code: TBD

Project Manager: Engineering

Location Description: Along North Loop 336 from Oxford to FM 3083

Summary: The project consists of replacing and upsizing approximately 3,500 linear feet of 8" to new 10" sanitary sewer using pipe bursting method.

Project Start Date: October 2021

Project End Date: September 2022

REVENUE SOURCE	Prior Budgets	2018-2019	2019-2020	2020-2021	2021-2022	2022-2023	2023-2028	TOTAL COST
General Obligation Bonds	$ -	$ -	$ -	$ -	$ -	$ -	$ -	$ -
Certificates of Obligation	-	-	-	-	-	-	-	-
Revenue Bonds	-	-	-	-	475,000	-	-	475,000
Interest Income	-	-	-	-	-	-	-	-
Intergovernmental	-	-	-	-	-	-	-	-
Transfers In	-	-	-	-	-	-	-	-
Other Sources*	-	-	-	-	-	-	-	-
TOTAL REVENUE	$ -	$ -	$ -	$ -	$ 475,000	$ -	$ -	$ 475,000

* Other Sources		
		$ -
		$ -
		$ -

COST BREAKDOWN

KEY COST DESCRIPTIONS	Prior Budgets	2018-2019	2019-2020	2020-2021	2021-2022	2022-2023	2023-2028	TOTAL COST
1111-Land Acquisition	$ -	$ -	$ -	$ -	$ -	$ -	$ -	$ -
1112-Planning Design (Outside)	-	-	-	-	45,000	-	-	45,000
1113-Testing/Inspection	-	-	-	-	-	-	-	-
1114-Construction (Outside)	-	-	-	-	430,000	-	-	430,000
1116-Materials	-	-	-	-	-	-	-	-
1117-Machinery/Equipment	-	-	-	-	-	-	-	-
1118-Miscellaneous	-	-	-	-	-	-	-	-
TOTAL COST	$ -	$ -	$ -	$ -	$ 475,000	$ -	$ -	$ 475,000

Note: Inflation has been added to projected costs in future years.

PROJECTED ANNUAL OPERATING IMPACT	2018-2019	2019-2020	2020-2021	2021-2022	2022-2023	2023-2028	TOTAL COST
Revenues	$ -	$ -	$ -	$ -	$ -	$ -	$ -
Charges for Service	-	-	-	-	-	-	-
Other Revenues	-	-	-	-	-	-	-
Subtotal-Revenues	$ -	$ -	$ -	$ -	$ -	$ -	$ -
Expenses							
Personnel Service	$ -	$ -	$ -	$ -	$ -	$ -	$ -
Supplies	-	-	-	-	-	-	-
Contractual Services	-	-	-	-	-	-	-
Capital Outlay	-	-	-	-	-	-	-
NET TOTAL COST	$ -	$ -	$ -	$ -	$ -	$ -	$ -

Capital Improvement Program
Project Sheet

Project Type:	Sewer		
Project Name:	Sewer Rehab - North Loop 336 Area (Oxford to FM 3083)	**Project Code:**	TBD
Project Manager:	Engineering		
Location Description:	Along North Loop 336 from Oxford to FM 3083		

PROJECT MAP:

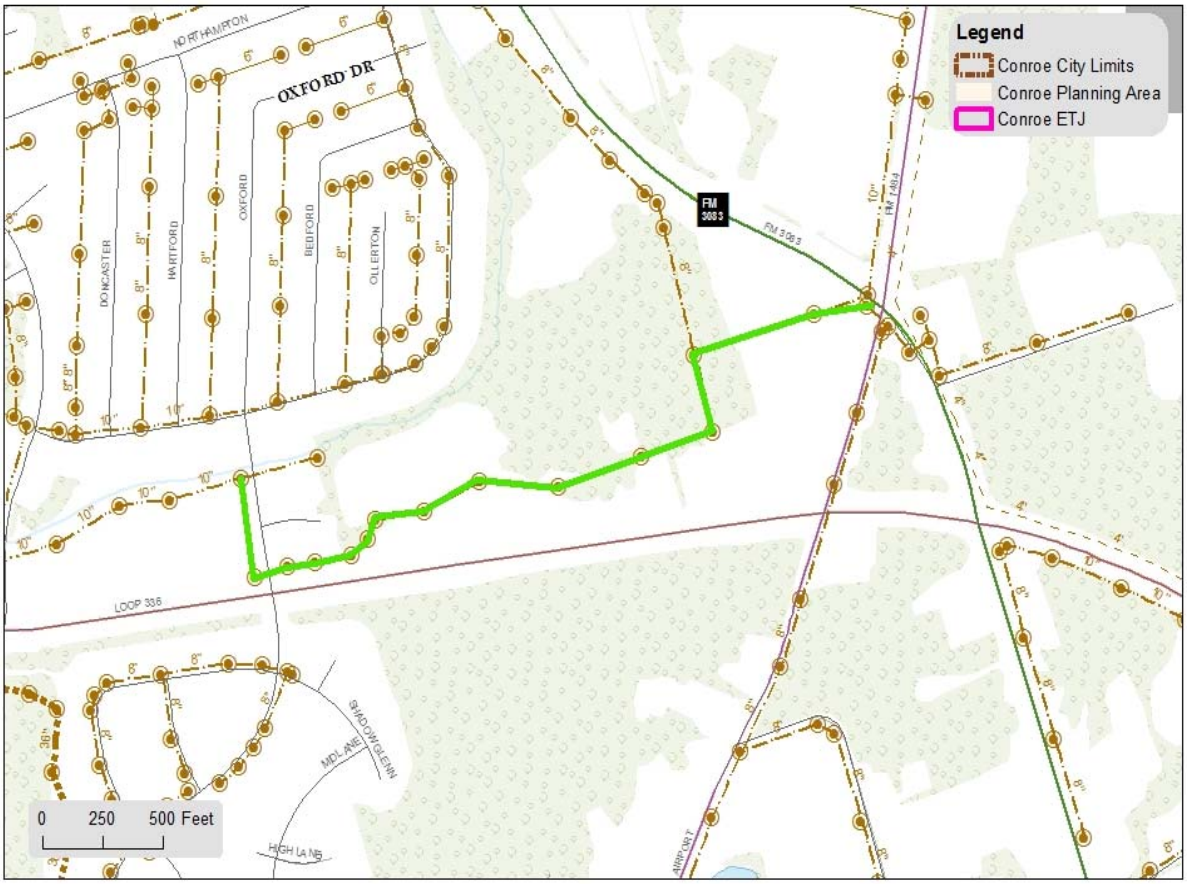

PTBD SEWER
LOOP 336 AREA REHAB

City of Conroe, Texas
www.CityofConroe.org

ADDITIONAL PROJECT DETAILS:

Capital Improvement Program
Project Sheet

Project Type: Sewer

Project Name: Sewer Rehab - Rigby Owen and Camelot Area **Project Code:** TBD

Project Manager: Engineering

Location Description: Rigby Owen to Camelot

Summary: The project consists of replacing and upsizing approximately 4,120 linear feet of 6" to 8" sanitary sewer by pipe bursting method.

Project Start Date: October 2021

Project End Date: September 2022

REVENUE SOURCE	Prior Budgets	2018-2019	2019-2020	2020-2021	2021-2022	2022-2023	2023-2028	TOTAL COST
General Obligation Bonds	$ -	$ -	$ -	$ -	$ -	$ -	$ -	$ -
Certificates of Obligation	-	-	-	-	-	-	-	-
Revenue Bonds	-	-	-	-	420,000	-	-	420,000
Interest Income	-	-	-	-	-	-	-	-
Intergovernmental	-	-	-	-	-	-	-	-
Transfers In	-	-	-	-	-	-	-	-
Other Sources*	-	-	-	-	-	-	-	-
TOTAL REVENUE	**$ -**	**$ -**	**$ -**	**$ -**	**$ 420,000**	**$ -**	**$ -**	**$ 420,000**

* Other Sources		
		$ -
		$ -
		$ -

COST BREAKDOWN

KEY COST DESCRIPTIONS	Prior Budgets	2018-2019	2019-2020	2020-2021	2021-2022	2022-2023	2023-2028	TOTAL COST
1111-Land Acquisition	$ -	$ -	$ -	$ -	$ -	$ -	$ -	$ -
1112-Planning Design (Outside)	-	-	-	-	50,000	-	-	50,000
1113-Testing/Inspection	-	-	-	-	-	-	-	-
1114-Construction (Outside)	-	-	-	-	370,000	-	-	370,000
1116-Materials	-	-	-	-	-	-	-	-
1117-Machinery/Equipment	-	-	-	-	-	-	-	-
1118-Miscellaneous	-	-	-	-	-	-	-	-
TOTAL COST	**$ -**	**$ -**	**$ -**	**$ -**	**$ 420,000**	**$ -**	**$ -**	**$ 420,000**

Note: Inflation has been added to projected costs in future years.

PROJECTED ANNUAL OPERATING IMPACT	2018-2019	2019-2020	2020-2021	2021-2022	2022-2023	2023-2028	TOTAL COST
Revenues	$ -	$ -	$ -	$ -	$ -	$ -	$ -
Charges for Service	-	-	-	-	-	-	-
Other Revenues	-	-	-	-	-	-	-
Subtotal-Revenues	$ -	$ -	$ -	$ -	$ -	$ -	$ -
Expenses							
Personnel Service	$ -	$ -	$ -	$ -	$ -	$ -	$ -
Supplies	-	-	-	-	-	-	-
Contractual Services	-	-	-	-	-	-	-
Capital Outlay	-	-	-	-	-	-	-
NET TOTAL COST	**$ -**	**$ -**	**$ -**	**$ -**	**$ -**	**$ -**	**$ -**

Capital Improvement Program
Project Sheet

Project Type: Sewer

Project Name: Sewer Rehab - Rigby Owen and Camelot Area **Project Code:** TBD

Project Manager: Engineering

Location Description: Rigby Owen to Camelot

PROJECT MAP:

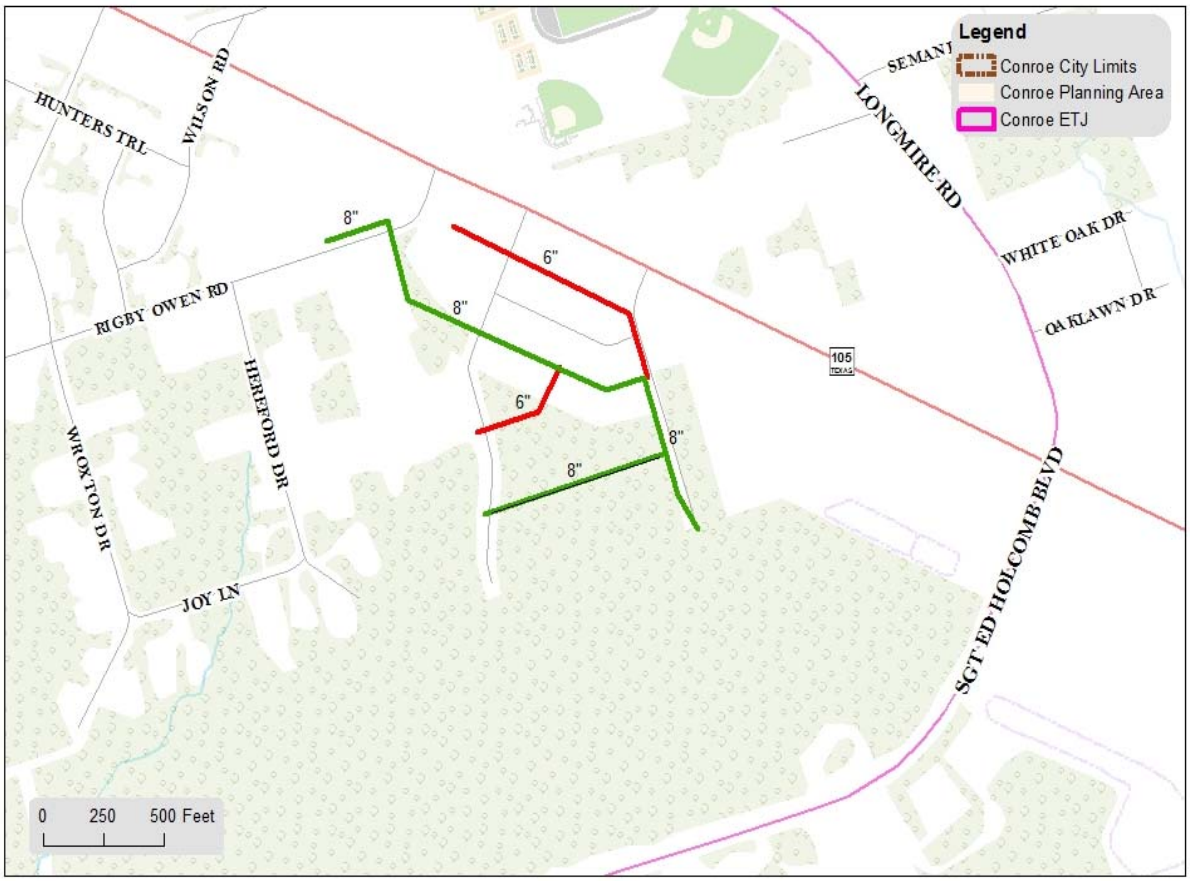

P-TBD
SEWER REHAB
RIGBY OWEN AND CAMELOT AREA

City of Conroe, Texas
www.CityofConroe.org

ADDITIONAL PROJECT DETAILS:

CITY OF CONROE

(This page intentionally left blank.)

CIDC CIP IMPROVEMENTS

Capital Improvement Program
Project Sheet

Project Type: Conroe Industrial Development Corporation CIP

Project Name: Roadway Extension and Bridge - Conroe Industrial Park (CIDC)

Project Code: H20

Project Manager: Engineering

Location Description: Pollok Drive to Farrell Road

Summary: The project consists of a four-lane extension from Pollok Drive to Farrel Road, approximately 10,600 linear feet of concrete, including 400 linear feet of pre-cast concrete beamed bridge over Crystal Creek.

Project Start Date: October 2018

Project End Date: September 2019

REVENUE SOURCE	Prior Budgets	2018-2019	2019-2020	2020-2021	2021-2022	2022-2023	2023-2028	TOTAL COST
General Obligation Bonds	$ -	$ -	$ -	$ -	$ -	$ -	$ -	$ -
Certificates of Obligation	-	-	-	-	-	-	-	-
Revenue Bonds	-	14,899,000	-	-	-	-	-	14,899,000
Interest Income	-	-	-	-	-	-	-	-
Intergovernmental	-	-	-	-	-	-	-	-
Transfers In	-	-	-	-	-	-	-	-
Other Sources*	-	-	-	-	-	-	-	-
TOTAL REVENUE	**$ -**	**$ 14,899,000**	**$ -**	**$ -**	**$ -**	**$ -**	**$ -**	**$ 14,899,000**

* Other Sources		
		$ -
		$ -
		$ -

COST BREAKDOWN

KEY COST DESCRIPTIONS	Prior Budgets	2018-2019	2019-2020	2020-2021	2021-2022	2022-2023	2023-2028	TOTAL COST
1111-Land Acquisition	$ -	$ -	$ -	$ -	$ -	$ -	$ -	$ -
1112-Planning Design (Outside)	-	1,068,000	-	-	-	-	-	1,068,000
1113-Testing/Inspection	-	-	-	-	-	-	-	-
1114-Construction (Outside)	-	13,831,000	-	-	-	-	-	13,831,000
1116-Materials	-	-	-	-	-	-	-	-
1117-Machinery/Equipment	-	-	-	-	-	-	-	-
1118-Miscellaneous	-	-	-	-	-	-	-	-
TOTAL COST	**$ -**	**$ 14,899,000**	**$ -**	**$ -**	**$ -**	**$ -**	**$ -**	**$ 14,899,000**

Note: Inflation has been added to projected costs in future years.

PROJECTED ANNUAL OPERATING IMPACT	2018-2019	2019-2020	2020-2021	2021-2022	2022-2023	2023-2028	TOTAL COST
Revenues	$ -	$ -	$ -	$ -	$ -	$ -	$ -
Charges for Service	-	-	-	-	-	-	-
Other Revenues	-	-	-	-	-	-	-
Subtotal-Revenues	$ -	$ -	$ -	$ -	$ -	$ -	$ -
Expenses							
Personnel Service	$ -	$ -	$ -	$ -	$ -	$ -	$ -
Supplies	-	-	-	-	-	-	-
Contractual Services	-	-	-	-	-	-	-
Capital Outlay	-	-	-	-	-	-	-
NET TOTAL COST	**$ -**	**$ -**	**$ -**	**$ -**	**$ -**	**$ -**	**$ -**

Capital Improvement Program
Project Sheet

Project Type:	Conroe Industrial Development Corporation CIP		
Project Name:	Roadway Extension and Bridge - Conroe Industrial Park (CIDC)	**Project Code:**	H20
Project Manager:	Engineering		
Location Description:	Pollok Drive to Farrell Road		

PROJECT MAP:

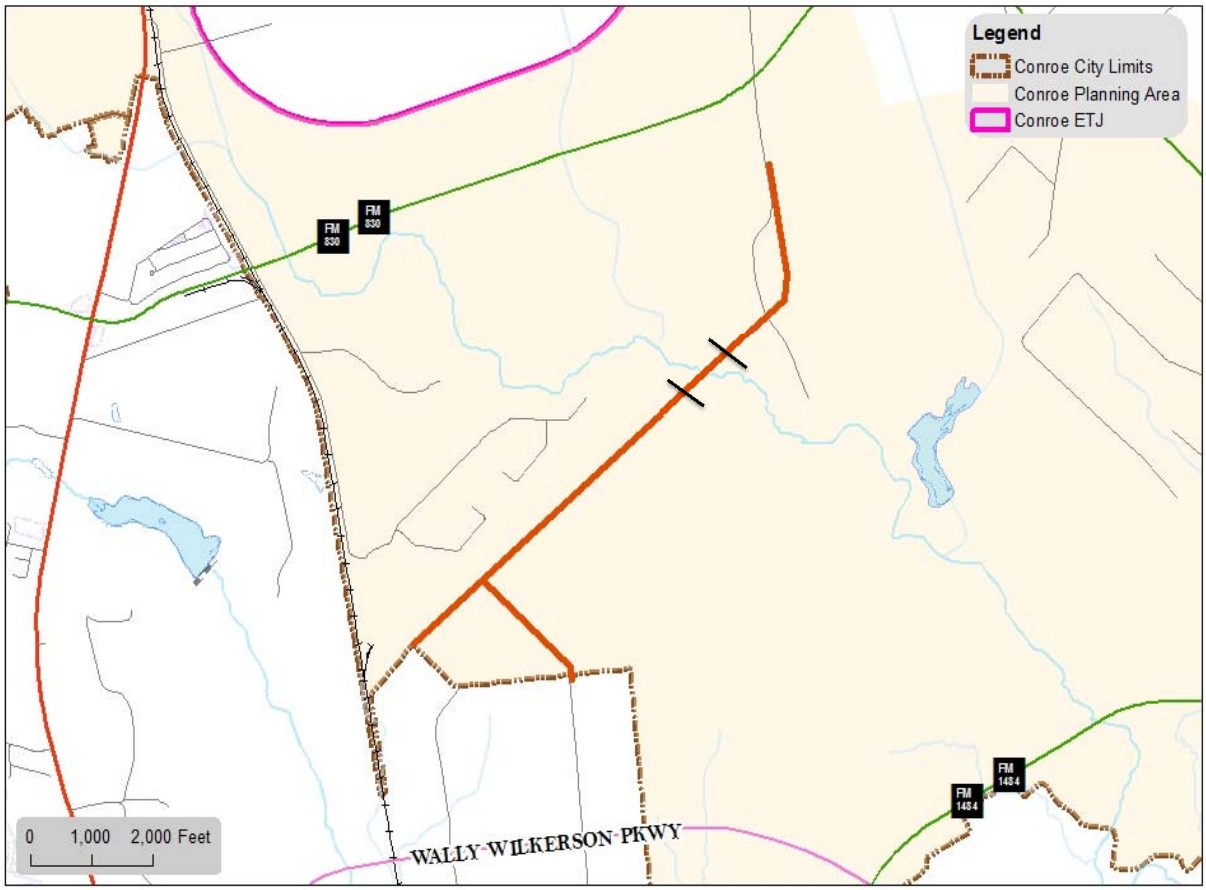

N

P-TBD STREET
ROAD EXTENSION FROM POLLOK DR TO
FARRELL RD (INCLUDING BRIDGE)

City of Conroe, Texas
www.CityofConroe.org

ADDITIONAL PROJECT DETAILS:

Capital Improvement Program
Project Sheet

Project Type: Conroe Industrial Development Corporation CIP

Project Name: Road Widening - Farrel Road (CIDC) **Project Code:** H21

Project Manager: Engineering

Location Description: Existing Farrel Road

Summary: Replace existing 18 foot wide asphalt pavement with a 4-lane concrete pavement extension to the Industrial Park.

Project Start Date: October 2018

Project End Date: September 2019

REVENUE SOURCE	Prior Budgets	2018-2019	2019-2020	2020-2021	2021-2022	2022-2023	2023-2028	TOTAL COST
General Obligation Bonds	$ -	$ -	$ -	$ -	$ -	$ -	$ -	$ -
Certificates of Obligation	-	-	-	-	-	-	-	-
Revenue Bonds	-	1,641,000	-	-	-	-	-	1,641,000
Interest Income	-	-	-	-	-	-	-	-
Intergovernmental	-	-	-	-	-	-	-	-
Transfers In	-	-	-	-	-	-	-	-
Other Sources*	-	-	-	-	-	-	-	-
TOTAL REVENUE	$ -	$ 1,641,000	$ -	$ -	$ -	$ -	$ -	$ 1,641,000

* Other Sources		
		$ -
		$ -
		$ -

COST BREAKDOWN

KEY COST DESCRIPTIONS	Prior Budgets	2018-2019	2019-2020	2020-2021	2021-2022	2022-2023	2023-2028	TOTAL COST
1111-Land Acquisition	$ -	$ 43,000	$ -	$ -	$ -	$ -	$ -	$ 43,000
1112-Planning Design (Outside)	-	165,000	-	-	-	-	-	165,000
1113-Testing/Inspection	-	-	-	-	-	-	-	-
1114-Construction (Outside)	-	1,433,000	-	-	-	-	-	1,433,000
1116-Materials	-	-	-	-	-	-	-	-
1117-Machinery/Equipment	-	-	-	-	-	-	-	-
1118-Miscellaneous	-	-	-	-	-	-	-	-
TOTAL COST	$ -	$ 1,641,000	$ -	$ -	$ -	$ -	$ -	$ 1,641,000

Note: Inflation has been added to projected costs in future years.

PROJECTED ANNUAL OPERATING IMPACT	2018-2019	2019-2020	2020-2021	2021-2022	2022-2023	2023-2028	TOTAL COST
Revenues	$ -	$ -	$ -	$ -	$ -	$ -	$ -
Charges for Service	-	-	-	-	-	-	-
Other Revenues	-	-	-	-	-	-	-
Subtotal-Revenues	$ -	$ -	$ -	$ -	$ -	$ -	$ -
Expenses							
Personnel Service	$ -	$ -	$ -	$ -	$ -	$ -	$ -
Supplies	-	-	-	-	-	-	-
Contractual Services	-	-	-	-	-	-	-
Capital Outlay	-	-	-	-	-	-	-
NET TOTAL COST	$ -	$ -	$ -	$ -	$ -	$ -	$ -

Capital Improvement Program
Project Sheet

Project Type: Conroe Industrial Development Corporation CIP

Project Name: Road Widening - Farrel Road (CIDC) **Project Code:** H21

Project Manager: Engineering

Location Description: Existing Farrel Road

PROJECT MAP:

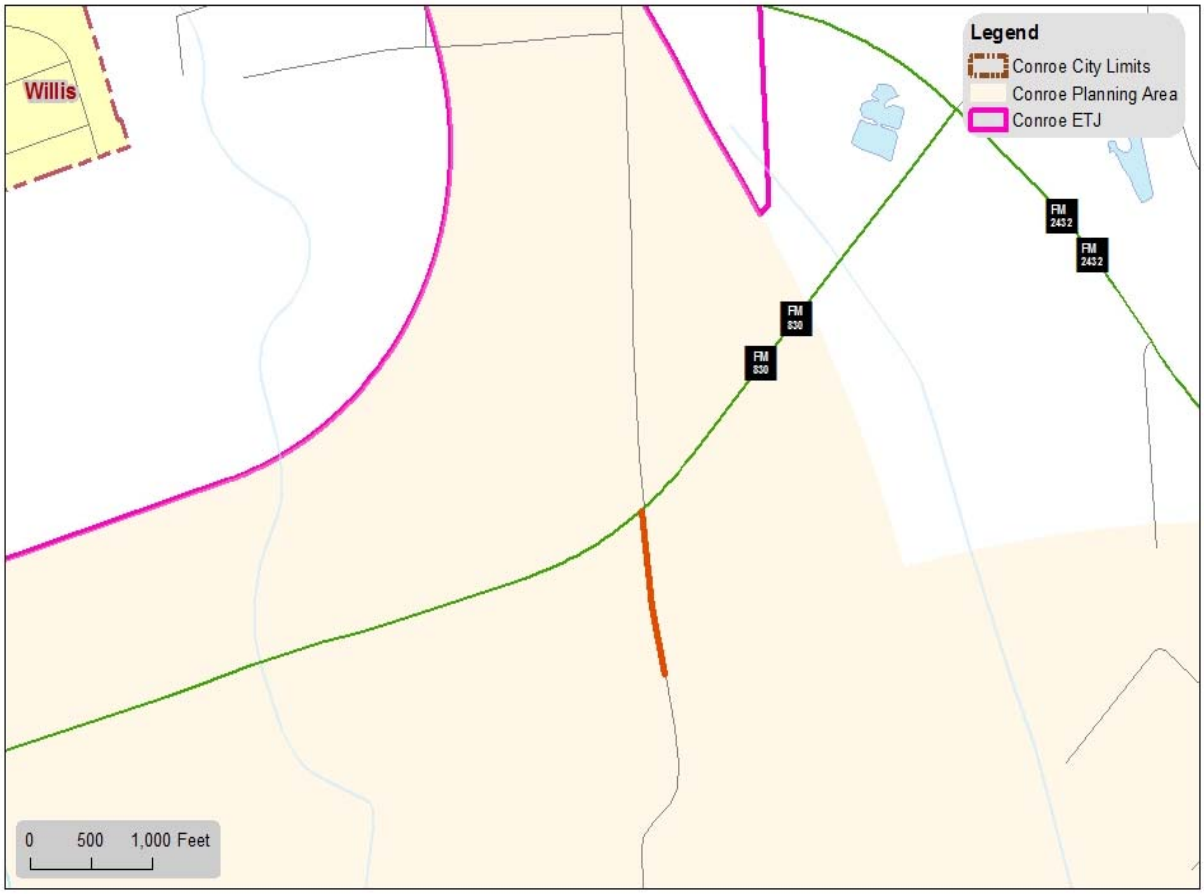

N

P-TBD STREET
FARRELL ROAD WIDENING

City of Conroe, Texas
www.CityofConroe.org

ADDITIONAL PROJECT DETAILS:

Capital Improvement Program
Project Sheet

Project Type: Conroe Industrial Development Corporation CIP

Project Name: Signal - Wally Wilkerson at Pollok (CIDC) **Project Code:** H22

Project Manager: Engineering

Location Description: Intersection of Wally Wilkerson and Pollok

Summary: Install Highway Traffic Signal (mast arms) to TxDOT standards.

Project Start Date: October 2018

Project End Date: September 2019

REVENUE SOURCE	Prior Budgets	2018-2019	2019-2020	2020-2021	2021-2022	2022-2023	2023-2028	TOTAL COST
General Obligation Bonds	$ -	$ -	$ -	$ -	$ -	$ -	$ -	$ -
Certificates of Obligation	-	-	-	-	-	-	-	-
Revenue Bonds	-	350,000	-	-	-	-	-	350,000
Interest Income	-	-	-	-	-	-	-	-
Intergovernmental	-	-	-	-	-	-	-	-
Transfers In	-	-	-	-	-	-	-	-
Other Sources*	-	-	-	-	-	-	-	-
TOTAL REVENUE	$ -	$ 350,000	$ -	$ -	$ -	$ -	$ -	$ 350,000

* Other Sources		
		$ -
		$ -
		$ -

COST BREAKDOWN

KEY COST DESCRIPTIONS	Prior Budgets	2018-2019	2019-2020	2020-2021	2021-2022	2022-2023	2023-2028	TOTAL COST
1111-Land Acquisition	$ -	$ -	$ -	$ -	$ -	$ -	$ -	$ -
1112-Planning Design (Outside)	-	50,000	-	-	-	-	-	50,000
1113-Testing/Inspection	-	-	-	-	-	-	-	-
1114-Construction (Outside)	-	300,000	-	-	-	-	-	300,000
1116-Materials	-	-	-	-	-	-	-	-
1117-Machinery/Equipment	-	-	-	-	-	-	-	-
1118-Miscellaneous	-	-	-	-	-	-	-	-
TOTAL COST	$ -	$ 350,000	$ -	$ -	$ -	$ -	$ -	$ 350,000

Note: Inflation has been added to projected costs in future years.

PROJECTED ANNUAL OPERATING IMPACT	2018-2019	2019-2020	2020-2021	2021-2022	2022-2023	2023-2028	TOTAL COST
Revenues	$ -	$ -	$ -	$ -	$ -	$ -	$ -
Charges for Service	-	-	-	-	-	-	-
Other Revenues	-	-	-	-	-	-	-
Subtotal-Revenues	$ -	$ -	$ -	$ -	$ -	$ -	$ -
Expenses							
Personnel Service	$ -	$ -	$ -	$ -	$ -	$ -	$ -
Supplies	-	-	-	-	-	-	-
Contractual Services	-	-	-	-	-	-	-
Capital Outlay	-	-	-	-	-	-	-
NET TOTAL COST	$ -	$ -	$ -	$ -	$ -	$ -	$ -

Capital Improvement Program
Project Sheet

Project Type: Conroe Industrial Development Corporation CIP

Project Name: Signal - Wally Wilkerson at Pollok (CIDC) **Project Code:** H22

Project Manager: Engineering

Location Description: Intersection of Wally Wilkerson and Pollok

PROJECT MAP:

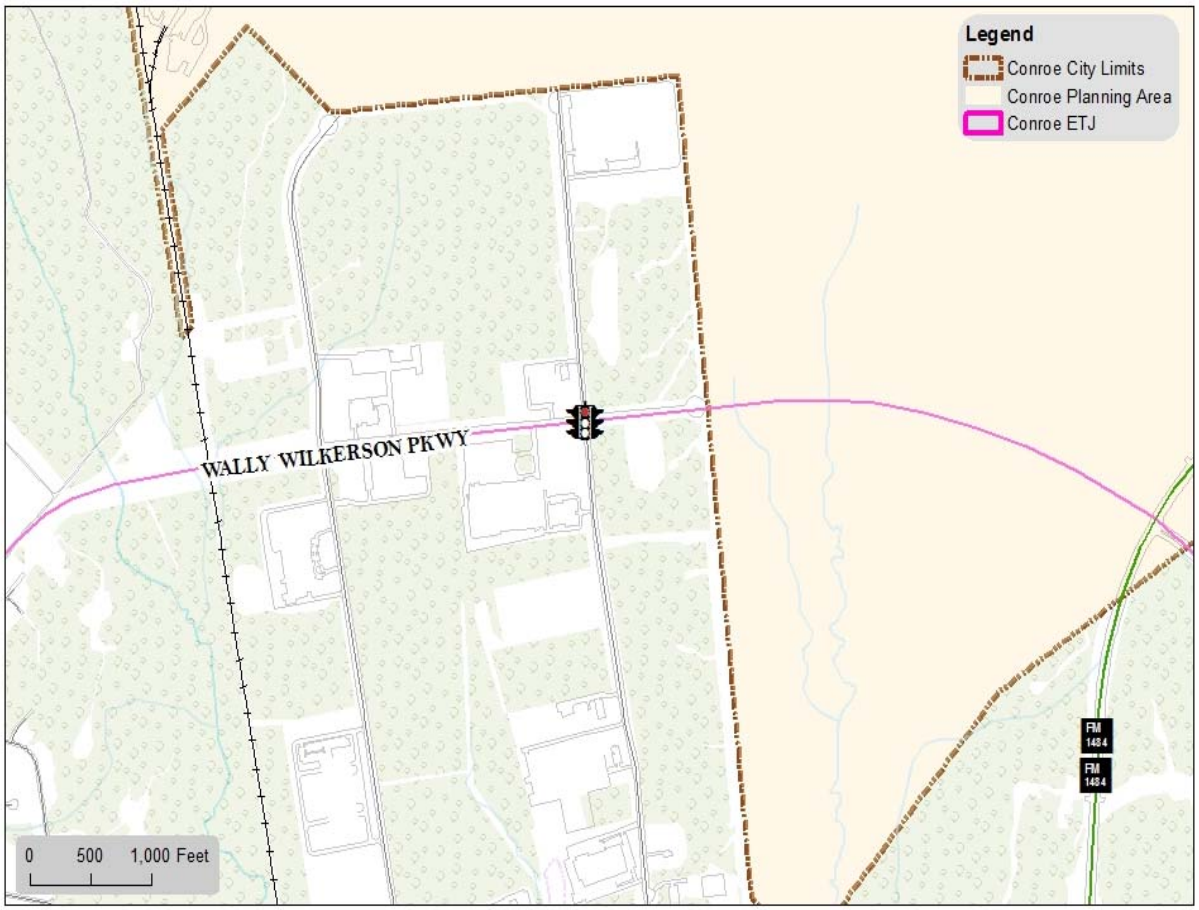

N

P-TBD SIGNAL
WALLY WILKERSON AT POLLOK

City of Conroe, Texas
www.CityofConroe.org

ADDITIONAL PROJECT DETAILS:

Capital Improvement Program
Project Sheet

Project Type: Conroe Industrial Development Corporation CIP

Project Name: Signal - Wally Wilkerson at Conroe Park West (CIDC) **Project Code:** H23

Project Manager: Engineering

Location Description: Intersection of Wally Wilkerson and Conroe Park West

Summary: Install Highway Traffic Signal (mast arms) to TxDOT standards.

Project Start Date: October 2018

Project End Date: September 2019

REVENUE SOURCE	Prior Budgets	2018-2019	2019-2020	2020-2021	2021-2022	2022-2023	2023-2028	TOTAL COST
General Obligation Bonds	$ -	$ -	$ -	$ -	$ -	$ -	$ -	$ -
Certificates of Obligation	-	-	-	-	-	-	-	-
Revenue Bonds	-	350,000	-	-	-	-	-	350,000
Interest Income	-	-	-	-	-	-	-	-
Intergovernmental	-	-	-	-	-	-	-	-
Transfers In	-	-	-	-	-	-	-	-
Other Sources*	-	-	-	-	-	-	-	-
TOTAL REVENUE	$ -	$ 350,000	$ -	$ -	$ -	$ -	$ -	$ 350,000

* Other Sources		
		$ -
		$ -
		$ -

COST BREAKDOWN

KEY COST DESCRIPTIONS	Prior Budgets	2018-2019	2019-2020	2020-2021	2021-2022	2022-2023	2023-2028	TOTAL COST
1111-Land Acquisition	$ -	$ -	$ -	$ -	$ -	$ -	$ -	$ -
1112-Planning Design (Outside)	-	50,000	-	-	-	-	-	50,000
1113-Testing/Inspection	-	-	-	-	-	-	-	-
1114-Construction (Outside)	-	300,000	-	-	-	-	-	300,000
1116-Materials	-	-	-	-	-	-	-	-
1117-Machinery/Equipment	-	-	-	-	-	-	-	-
1118-Miscellaneous	-	-	-	-	-	-	-	-
TOTAL COST	$ -	$ 350,000	$ -	$ -	$ -	$ -	$ -	$ 350,000

Note: Inflation has been added to projected costs in future years.

PROJECTED ANNUAL OPERATING IMPACT	2018-2019	2019-2020	2020-2021	2021-2022	2022-2023	2023-2028	TOTAL COST
Revenues	$ -	$ -	$ -	$ -	$ -	$ -	$ -
Charges for Service	-	-	-	-	-	-	-
Other Revenues	-	-	-	-	-	-	-
Subtotal-Revenues	$ -	$ -	$ -	$ -	$ -	$ -	$ -
Expenses							
Personnel Service	$ -	$ -	$ -	$ -	$ -	$ -	$ -
Supplies	-	-	-	-	-	-	-
Contractual Services	-	-	-	-	-	-	-
Capital Outlay	-	-	-	-	-	-	-
NET TOTAL COST	$ -	$ -	$ -	$ -	$ -	$ -	$ -

Capital Improvement Program
Project Sheet

Project Type: Conroe Industrial Development Corporation CIP

Project Name: Signal - Wally Wilkerson at Conroe Park West (CIDC) **Project Code:** H23

Project Manager: Engineering

Location Description: Intersection of Wally Wilkerson and Conroe Park West

PROJECT MAP:

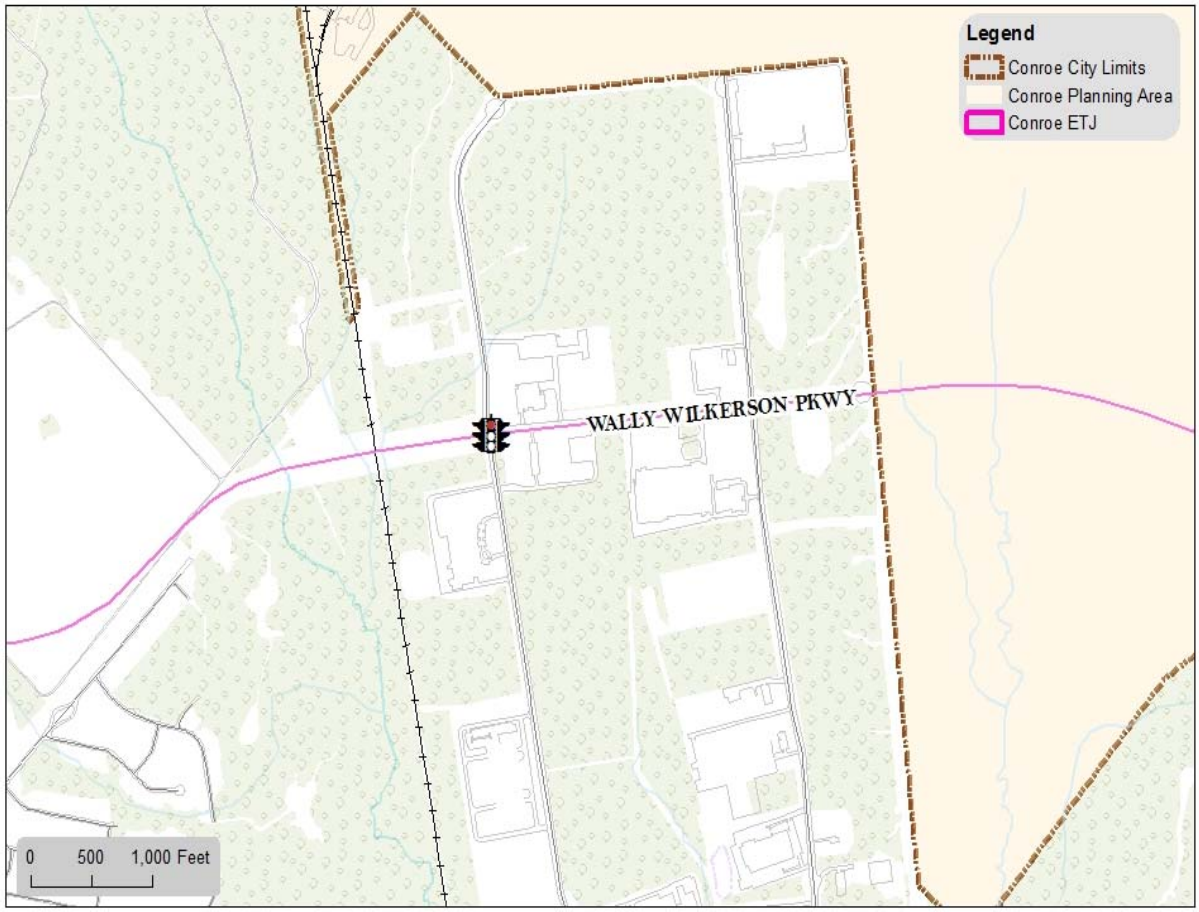

N

P-TBD SIGNAL
N. CONROE PARK AT WALLY WILKERSON

City of Conroe, Texas
www.CityofConroe.org

ADDITIONAL PROJECT DETAILS:

Capital Improvement Program
Project Sheet

Project Type: Conroe Industrial Development Corporation CIP

Project Name: Water Line Extension - Conroe Industrial Park (CIDC) **Project Code:** H24

Project Manager: Engineering

Location Description: Along the proposed street

Summary: The project consists of relocating approximately 2.5 miles of existing 12" water line. This project is connected to a street and sewer project.

Project Start Date: October 2018

Project End Date: September 2019

REVENUE SOURCE	Prior Budgets	2018-2019	2019-2020	2020-2021	2021-2022	2022-2023	2023-2028	TOTAL COST
General Obligation Bonds	$ -	$ -	$ -	$ -	$ -	$ -	$ -	$ -
Certificates of Obligation	-	-	-	-	-	-	-	-
Revenue Bonds	-	1,700,000	-	-	-	-	-	1,700,000
Interest Income	-	-	-	-	-	-	-	-
Intergovernmental	-	-	-	-	-	-	-	-
Transfers In	-	-	-	-	-	-	-	-
Other Sources*	-	-	-	-	-	-	-	-
TOTAL REVENUE	**$ -**	**$ 1,700,000**	**$ -**	**$ -**	**$ -**	**$ -**	**$ -**	**$ 1,700,000**

* Other Sources		
		$ -
		$ -
		$ -

COST BREAKDOWN

KEY COST DESCRIPTIONS	Prior Budgets	2018-2019	2019-2020	2020-2021	2021-2022	2022-2023	2023-2028	TOTAL COST
1111-Land Acquisition	$ -	$ -	$ -	$ -	$ -	$ -	$ -	$ -
1112-Planning Design (Outside)	-	-	-	-	-	-	-	-
1113-Testing/Inspection	-	-	-	-	-	-	-	-
1114-Construction (Outside)	-	1,700,000	-	-	-	-	-	1,700,000
1116-Materials	-	-	-	-	-	-	-	-
1117-Machinery/Equipment	-	-	-	-	-	-	-	-
1118-Miscellaneous	-	-	-	-	-	-	-	-
TOTAL COST	**$ -**	**$ 1,700,000**	**$ -**	**$ -**	**$ -**	**$ -**	**$ -**	**$ 1,700,000**

Note: Inflation has been added to projected costs in future years.

PROJECTED ANNUAL OPERATING IMPACT	2018-2019	2019-2020	2020-2021	2021-2022	2022-2023	2023-2028	TOTAL COST
Revenues	$ -	$ -	$ -	$ -	$ -	$ -	$ -
Charges for Service	-	-	-	-	-	-	-
Other Revenues	-	-	-	-	-	-	-
Subtotal-Revenues	$ -	$ -	$ -	$ -	$ -	$ -	$ -
Expenses							
Personnel Service	$ -	$ -	$ -	$ -	$ -	$ -	$ -
Supplies	-	-	-	-	-	-	-
Contractual Services	-	-	-	-	-	-	-
Capital Outlay	-	-	-	-	-	-	-
NET TOTAL COST	**$ -**	**$ -**	**$ -**	**$ -**	**$ -**	**$ -**	**$ -**

Capital Improvement Program
Project Sheet

Project Type: Conroe Industrial Development Corporation CIP

Project Name: Water Line Extension - Conroe Industrial Park (CIDC) **Project Code:** H24

Project Manager: Engineering

Location Description: Along the proposed street

PROJECT MAP:

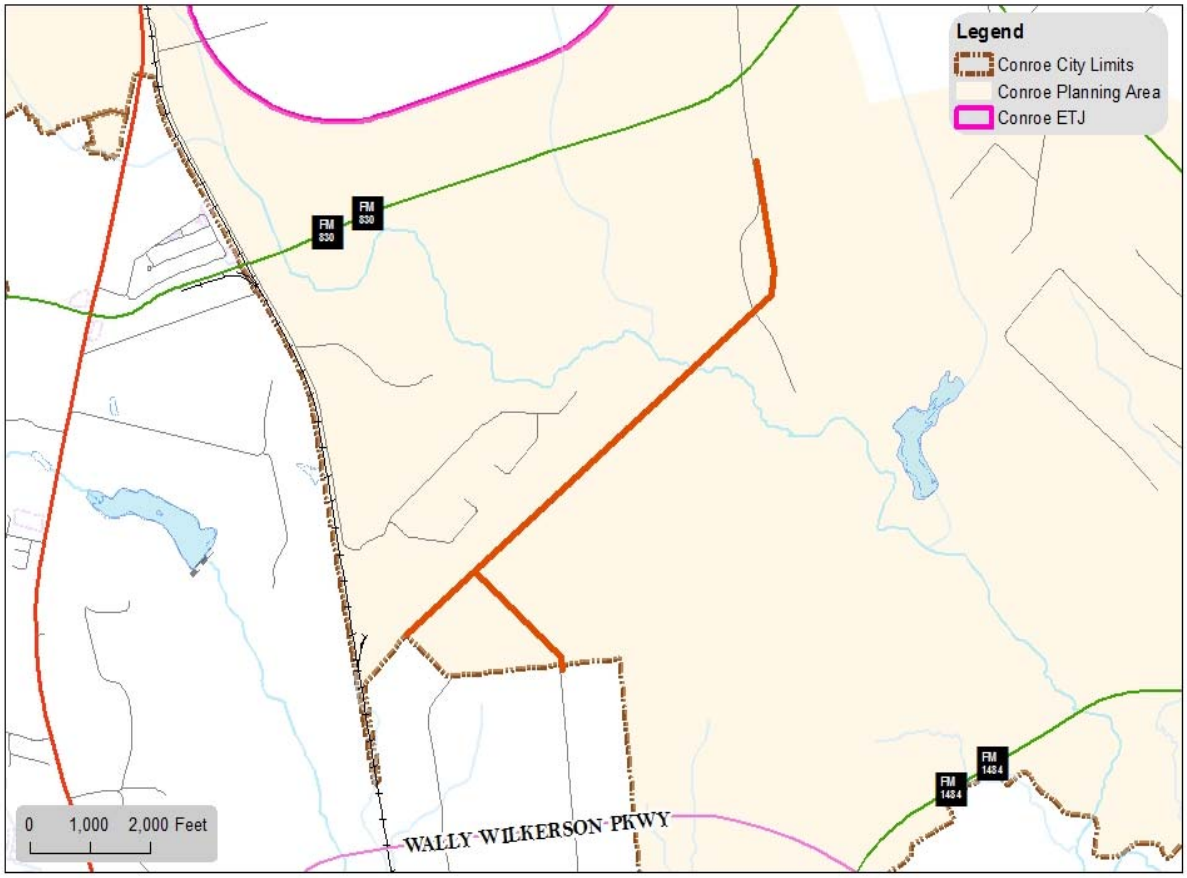

N

PTBD

Water Line Extension

Conroe Industrial Park (CIDC)

City of Conroe, Texas
www.CityofConroe.org

ADDITIONAL PROJECT DETAILS:

Capital Improvement Program
Project Sheet

Project Type: Conroe Industrial Development Corporation CIP

Project Name: Remove & Replace - Ground Storage Tank - Plant 20 (CIDC)

Project Code: H25

Project Manager: Engineering

Location Description: Existing Plant 20 Site

Summary: Remove the existing ground storage tank and replace with a one-million concrete type III tank.

Project Start Date: October 2018

Project End Date: September 2019

REVENUE SOURCE	Prior Budgets	2018-2019	2019-2020	2020-2021	2021-2022	2022-2023	2023-2028	TOTAL COST
General Obligation Bonds	$ -	$ -	$ -	$ -	$ -	$ -	$ -	$ -
Certificates of Obligation	-	-	-	-	-	-	-	-
Revenue Bonds	-	1,792,000	-	-	-	-	-	1,792,000
Interest Income	-	-	-	-	-	-	-	-
Intergovernmental	-	-	-	-	-	-	-	-
Transfers In	-	-	-	-	-	-	-	-
Other Sources*	-	-	-	-	-	-	-	-
TOTAL REVENUE	**$ -**	**$ 1,792,000**	**$ -**	**$ -**	**$ -**	**$ -**	**$ -**	**$ 1,792,000**

* Other Sources	
	$ -
	$ -
	$ -

COST BREAKDOWN

KEY COST DESCRIPTIONS	Prior Budgets	2018-2019	2019-2020	2020-2021	2021-2022	2022-2023	2023-2028	TOTAL COST
1111-Land Acquisition	$ -	$ -	$ -	$ -	$ -	$ -	$ -	$ -
1112-Planning Design (Outside)	-	172,000	-	-	-	-	-	172,000
1113-Testing/Inspection	-	-	-	-	-	-	-	-
1114-Construction (Outside)	-	1,620,000	-	-	-	-	-	1,620,000
1116-Materials	-	-	-	-	-	-	-	-
1117-Machinery/Equipment	-	-	-	-	-	-	-	-
1118-Miscellaneous	-	-	-	-	-	-	-	-
TOTAL COST	**$ -**	**$ 1,792,000**	**$ -**	**$ -**	**$ -**	**$ -**	**$ -**	**$ 1,792,000**

Note: Inflation has been added to projected costs in future years.

PROJECTED ANNUAL OPERATING IMPACT	2018-2019	2019-2020	2020-2021	2021-2022	2022-2023	2023-2028	TOTAL COST
Revenues	$ -	$ -	$ -	$ -	$ -	$ -	$ -
Charges for Service	-	-	-	-	-	-	-
Other Revenues	-	-	-	-	-	-	-
Subtotal-Revenues	$ -	$ -	$ -	$ -	$ -	$ -	$ -
Expenses							
Personnel Service	$ -	$ -	$ -	$ -	$ -	$ -	$ -
Supplies	-	-	-	-	-	-	-
Contractual Services	-	-	-	-	-	-	-
Capital Outlay	-	-	-	-	-	-	-
NET TOTAL COST	**$ -**	**$ -**	**$ -**	**$ -**	**$ -**	**$ -**	**$ -**

Capital Improvement Program
Project Sheet

Project Type:	Conroe Industrial Development Corporation CIP		
Project Name:	Remove & Replace - Ground Storage Tank - Plant 20 (CIDC)	**Project Code:**	H25
Project Manager:	Engineering		
Location Description:	Existing Plant 20 Site		

PROJECT MAP:

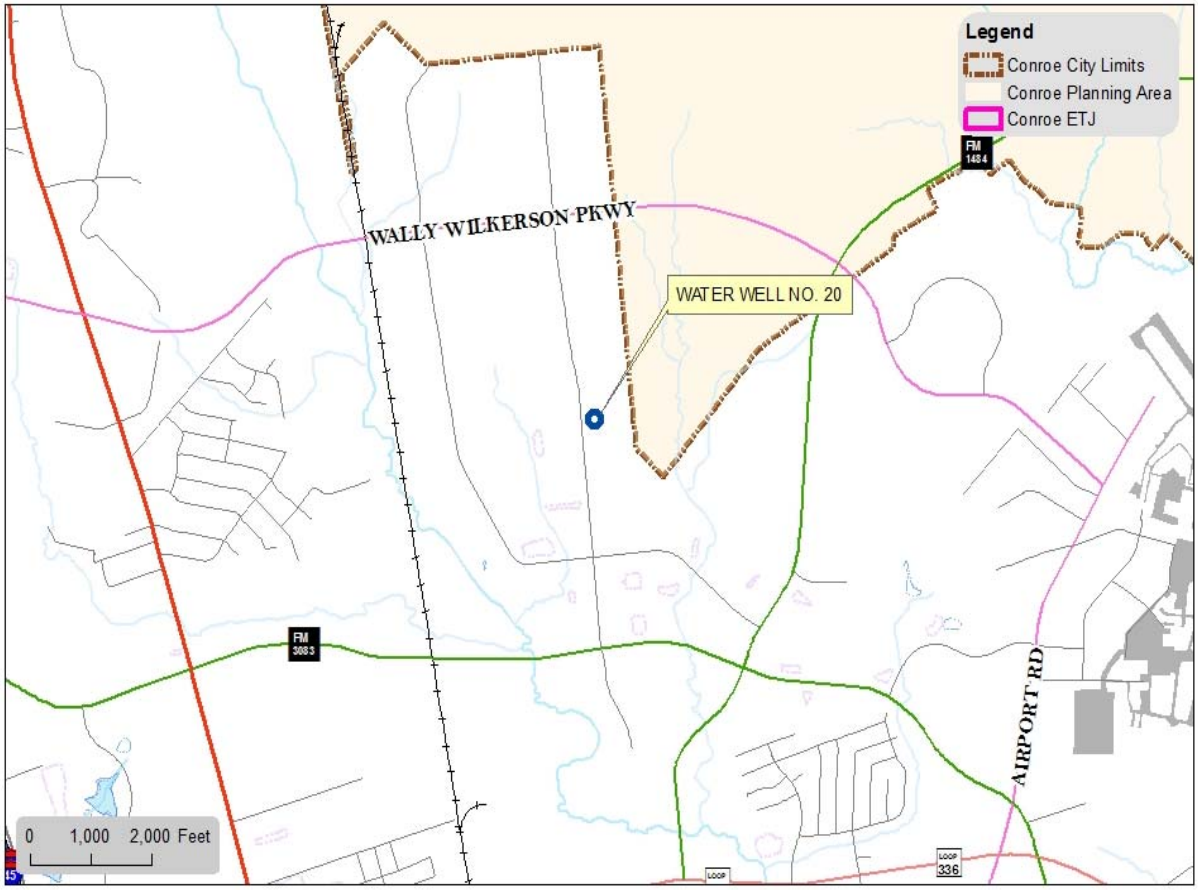

N

P-TBD WATER
GROUND STORAGE TANK
WATER WELL NO. 20

City of Conroe, Texas
www.CityofConroe.org

ADDITIONAL PROJECT DETAILS:

Capital Improvement Program
Project Sheet

Project Type: Conroe Industrial Development Corporation CIP

Project Name: Sewer Line Extension - Conroe Industrial Park North (CIDC)

Project Code: H26

Project Manager: Engineering

Location Description: Industrial Park

Summary: This project includes the construction of a lift station, 8 inch force main and 30 inch gravity sewer to serve the upper section of South Conroe. This project is connected to a street and water project.

Project Start Date: October 2018

Project End Date: September 2019

REVENUE SOURCE	Prior Budgets	2018-2019	2019-2020	2020-2021	2021-2022	2022-2023	2023-2028	TOTAL COST
General Obligation Bonds	$ -	$ -	$ -	$ -	$ -	$ -	$ -	$ -
Certificates of Obligation	-	-	-	-	-	-	-	-
Revenue Bonds	-	3,002,000	-	-	-	-	-	3,002,000
Interest Income	-	-	-	-	-	-	-	-
Intergovernmental	-	-	-	-	-	-	-	-
Transfers In	-	-	-	-	-	-	-	-
Other Sources*	-	-	-	-	-	-	-	-
TOTAL REVENUE	$ -	$ 3,002,000	$ -	$ -	$ -	$ -	$ -	$ 3,002,000

* Other Sources	
	$ -
	$ -
	$ -

COST BREAKDOWN

KEY COST DESCRIPTIONS	Prior Budgets	2018-2019	2019-2020	2020-2021	2021-2022	2022-2023	2023-2028	TOTAL COST
1111-Land Acquisition	$ -	$ -	$ -	$ -	$ -	$ -	$ -	$ -
1112-Planning Design (Outside)	-	244,000	-	-	-	-	-	244,000
1113-Testing/Inspection	-	-	-	-	-	-	-	-
1114-Construction (Outside)	-	2,758,000	-	-	-	-	-	2,758,000
1116-Materials	-	-	-	-	-	-	-	-
1117-Machinery/Equipment	-	-	-	-	-	-	-	-
1118-Miscellaneous	-	-	-	-	-	-	-	-
TOTAL COST	$ -	$ 3,002,000	$ -	$ -	$ -	$ -	$ -	$ 3,002,000

Note: Inflation has been added to projected costs in future years.

PROJECTED ANNUAL OPERATING IMPACT	2018-2019	2019-2020	2020-2021	2021-2022	2022-2023	2023-2028	TOTAL COST
Revenues	$ -	$ -	$ -	$ -	$ -	$ -	$ -
Charges for Service	-	-	-	-	-	-	-
Other Revenues	-	-	-	-	-	-	-
Subtotal-Revenues	$ -	$ -	$ -	$ -	$ -	$ -	$ -
Expenses							
Personnel Service	$ -	$ -	$ -	$ -	$ -	$ -	$ -
Supplies	-	-	-	-	-	-	-
Contractual Services	-	-	-	-	-	-	-
Capital Outlay	-	-	-	-	-	-	-
NET TOTAL COST	$ -	$ -	$ -	$ -	$ -	$ -	$ -

Capital Improvement Program
Project Sheet

Project Type: Conroe Industrial Development Corporation CIP

Project Name: Sewer Line Extension - Conroe Industrial Park North (CIDC)

Project Code: H26

Project Manager: Engineering

Location Description: Industrial Park

PROJECT MAP:

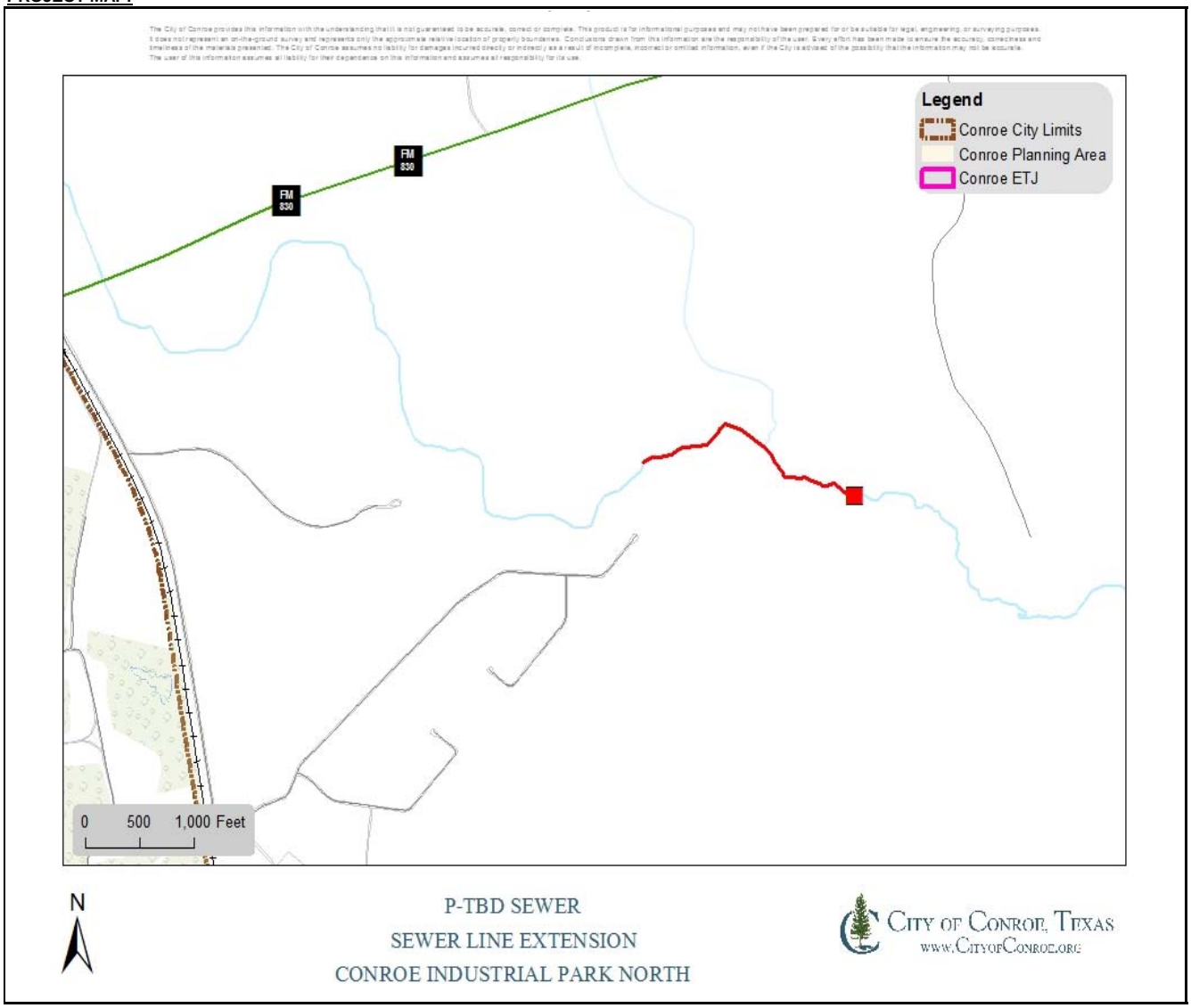

ADDITIONAL PROJECT DETAILS:

CITY OF CONROE

(This page intentionally left blank.)

FUND SUMMARIES

City of Conroe Capital Budget
FY 2018 - 2019
Streets CIP
Fund 075

7513 - Certificates of Obligation, Series 2016	Actual FY 2015	Actual FY 2016	Actual FY 2017	Estimated FY 2018	Budgeted FY 2019	TOTALS
Beginning Balance	0	-50,644	2,985,750	608,077	308,077	
Revenues						
6010 - Interest on Investments	0	0	0	0	0	**0**
6015 - FMV Adjustment - Investments	0	0	0	0	0	**0**
6100 - Other Financing Sources	0	0	0	0	0	**0**
6103 - Bond Proceeds	0	3,189,312	0	0	0	**3,189,312**
6106 - Intergovernmental	0	0	0	0	150,000	**150,000**
6113 - Other Sources-Premium Bond	0	203,335	0	0	0	**203,335**
6114 - Developer Reimb	0	0	0	0	0	**0**
6550 - Transfer In	0	0	0	0	0	**0**
Total Revenues	**0**	**3,392,647**	**0**	**0**	**150,000**	**3,542,647**
Expenditures						
8060 - Contract Services	0	0	0	0	0	**0**
9010 - Land > $5,000	0	0	0	0	0	**0**
9030 - Improvements > $5,000	0	268,474	2,377,673	300,000	150,000	**3,096,147**
9070 - Intang. Assets-Indefinit	50,644	61,346	0	0	0	**111,990**
9616 - Bond Issue Expenses	0	26,432	0	0	0	**26,432**
Total Expenditures	**50,644**	**356,253**	**2,377,673**	**300,000**	**150,000**	**3,234,570**
Ending Balance	-50,644	2,985,750	608,077	308,077	308,077	**308,077**

City of Conroe Capital Budget
FY 2018 - 2019
Streets CIP
Fund 075

7514 - Certificates of Obligation, Series 2017-A	Actual FY 2015	Actual FY 2016	Actual FY 2017	Estimated FY 2018	Budgeted FY 2019	TOTALS
Beginning Balance	0	0	0	8,106,881	233,565	
Revenues						
6010 - Interest on Investments	0	0	0	0	0	**0**
6015 - FMV Adjustment - Investments	0	0	0	0	0	**0**
6100 - Other Financing Sources	0	0	0	0	0	**0**
6103 - Bond Proceeds	0	0	10,784,402	0	0	**10,784,402**
6113 - Other Sources-Premium Bond	0	0	994,895	0	0	**994,895**
6106 - Intergovernmental	0	0	0	809,000	289,000	**1,098,000**
6114 - Developer Reimb	0	0	0	0	0	**0**
6550 - Transfer In	0	0	0	376,000	434,000	**810,000**
Total Revenues	**0**	**0**	**11,779,297**	**1,185,000**	**723,000**	**13,687,297**
Expenditures						
8060 - Contract Services	0	0	0	0	0	**0**
9010 - Land > $5,000	0	0	0	0	0	**0**
9030 - Improvements > $5,000	0	0	3,672,416	9,058,316	758,000	**13,488,732**
9070 - Intang. Assets-Indefinit	0	0	0	0	0	**0**
9616 - Bond Issue Expenses	0	0	0	0	0	**0**
Total Expenditures	**0**	**0**	**3,672,416**	**9,058,316**	**758,000**	**13,488,732**
Ending Balance	0	0	8,106,881	233,565	198,565	**198,565**

City of Conroe Capital Budget
FY 2018 - 2019
Streets CIP
Fund 075
Summary

Certificates of Obligation, All Series Summary	Actual FY 2015	Actual FY 2016	Actual FY 2017	Estimated FY 2018	Budgeted FY 2019	TOTALS
Beginning Balance	16,640,282	7,557,781	4,881,729	9,541,913	1,049,522	
Revenues						
6010 - Interest on Investments	13,379	16,057	38,000	80,000	0	**985,551**
6015 - FMV Adjustment - Investments	340	-340	0	0	0	**-79,416**
6030 - Lease Income	0	0	0	0	0	**4,500**
6060 - Unanticipated Revenues	0	0	0	0	0	**165,419**
6100 - Other Financing Sources	0	0	0	0	0	**0**
6103 - Bond Proceeds	1,812,925	3,189,312	10,784,402	0	0	**90,907,476**
6106 - Intergovernmental	1,326,906	0	0	809,000	439,000	**3,080,342**
6113 - Other Sources-Premium Bond	15,940	203,335	994,895	0	0	**2,884,849**
6114 - Developer Reimb	0	1,090,102	536,555	251,815	0	**1,878,471**
6550 - Transfer In	4,711,431	0	0	696,000	434,000	**8,226,468**
Total Revenues	**7,880,920**	**4,498,466**	**12,353,851**	**1,836,815**	**873,000**	**108,053,659**
Expenditures						
7110 - Office Supplies	0	0	0	0	0	**41**
8060 - Contract Services	0	0	10,371	0	0	**505,699**
8520 - Transfer Out	6,976,146	0	730,000	0	0	**13,957,384**
9010 - Land > $5,000	107,425	0	0	0	0	**107,425**
9030 - Improvements > $5,000	9,664,616	6,950,235	6,844,077	10,329,206	908,000	**91,037,829**
9070 - Intang. Assets-Indefinit	199,175	197,850	109,220	0	0	**1,212,423**
9615 - Handling Charges	0	0	0	0	0	**500**
9616 - Bond Issue Expenses	16,059	26,432	0	0	0	**678,750**
9623 - Other Use-Prem Debt Issu	0	0	0	0	0	**-460,914**
Total Expenditures	**16,963,421**	**7,174,517**	**7,693,668**	**10,329,206**	**908,000**	**107,039,137**
Ending Balance	7,557,781	4,881,729	9,541,913	1,049,522	1,014,522	**1,014,522**

City of Conroe Capital Budget
FY 2017 - 2019
Facilities CIP
Fund 042

4211 Certificates of Obligation, Series 2017-A	Actual FY 2015	Actual FY 2016	Actual FY 2017	Estimated FY 2018	Budgeted FY 2019	TOTALS
Beginning Balance	0	0	0	2,858,099	856,783	
Revenues						
6010 - Interest on Investments	0	0	0	0	0	**0**
6103 - Bond Proceeds	0	0	6,529,401	0	0	**6,529,401**
6106 - Intergovernmental	0	0	0	0	0	**0**
6113 - Other Sources-Premium Bond	0	0	602,358	0	0	**602,358**
6550 - Transfer In	0	0	0	0	0	**0**
6080 - Donations	0	0	0	0	0	**0**
Total Revenues	**0**	**0**	**7,131,759**	**0**	**0**	**7,131,759**
Expenditures						
7254 - Machinery & Equip < $5,000	0	0	169,520	353,623	0	**523,143**
8060 - Contract Services	0	0	4,277	40,173	0	**44,450**
9010 - Land > $5,000	0	0	0	0	0	**0**
9020 - Buildings > $5,000	0	0	3,357,805	1,528,018	770,000	**5,655,823**
9030 - Improvements > $5,000	0	0	704,985	67,241	0	**772,226**
9050 - Machinery & Equip > $5,000	0	0	37,073	12,261	0	**49,334**
9616 - Bond Issue Expenses	0	0	0	0	0	**0**
Total Expenditures	**0**	**0**	**4,273,660**	**2,001,316**	**770,000**	**7,044,976**
Ending Balance	0	0	2,858,099	856,783	86,783	**86,783**

City of Conroe Capital Budget
FY 2017 - 2019
Facilities CIP
Fund 042
Summary

Certificates of Obligation, Series Summary	Actual FY 2015	Actual FY 2016	Actual FY 2017	Estimated FY 2018	Budgeted FY 2019	TOTALS
Beginning Balance	15,951,151	17,120,367	4,222,262	2,945,374	928,698	
Revenues						
6010 - Interest on Investments	12,962	26,470	43,839	0	0	**302,923**
6015 - FMV Adjustment - Investmentss	1,110	-1,110	0	0	0	**0**
6035 - Land Sales	0	0	0	0	0	**93,238**
6080 - Donations	14,069	0	0	0	0	**1,072,459**
6103 - Bond Proceeds	4,262,688	4,123,815	6,529,401	0	0	**44,030,406**
6113 - Other Sources-Premium Bond	37,478	262,914	602,358	0	0	**2,602,417**
6200 - Proceeds from Capital Leases	0	0	0	0	0	**838,793**
6550 - Transfer In	6,584,000	0	0	0	0	**13,451,631**
Total Revenues	**10,912,307**	**4,412,089**	**7,175,598**	**0**	**0**	**62,391,867**
Expenditures						
7200 - Other Operating Supplies	0	0	0	0	0	**5,689**
7251 - Buildings < $5,000	0	3,469	17,182	0	0	**20,651**
7253 - Furniture & Fixtures < $5,000	0	1,713,198	125,053	0	0	**1,838,251**
7254 - Machinery & Equip < $5,000	0	296,958	351,219	353,623	0	**1,001,801**
8010 - Utilities	0	0	0	0	0	**15,275**
8060 - Contract Services	33,802	5,208	16,553	40,173	0	**170,498**
8520 - Transfer Out	465,307	0	125,000	0	0	**1,624,743**
9010 - Land > $5,000	0	0	0	0	0	**3,471,276**
9020 - Buildings > $5,000	6,268,547	1,605,770	6,614,084	1,543,378	770,000	**23,295,488**
9030 - Improvements > $5,000	2,837,204	12,327,549	708,433	67,241	0	**27,057,348**
9040 - Furniture & Fixtures > $5,000	0	0	0	0	0	**156**
9041 - Furniture & Fixtures < $5,000	0	0	0	0	0	**95,725**
9050 - Machinery & Equip > $5,000	100,466	629,820	494,963	12,261	0	**1,911,362**
9051 - Machinery & Equip < $5,000	0	0	0	0	0	**95,740**
9060 - Vehicles > $5,000	0	694,044	0	0	0	**1,440,394**
9616 - Bond Issue Expenses	37,764	34,177	0	0	0	**317,472**
9623 - Other Use-Prem Debt Issu	0	0	0	0	0	**-128,699**
Total Expenditures	**9,743,091**	**17,310,193**	**8,452,487**	**2,016,676**	**770,000**	**62,233,169**
Ending Balance	17,120,367	4,222,262	2,945,374	928,698	158,698	**158,698**

City of Conroe Capital Budget
FY 2018 - 2019
General Government CIP
2018-A Certificates of Obligation, Series 2018 - Fund 601

		Actual FY 2015	Actual FY 2016	Actual FY 2017	Estimated FY 2018	Budgeted FY 2019	TOTALS
Beginning Balance		0	0	0	0	-9,352,000	
Revenues, by Type of Capital Project							
Streets (8060)							
601-8060-6103	Bond Proceeds	0	0	0	0	36,521,000	**36,521,000**
601-8060-6106	Intergovernmental	0	0	0	0	0	**0**
601-8060-6114	Developer Reimb	0	0	0	0	0	**0**
601-8060-6550	Transfer In	0	0	0	90,000	11,766,000	**11,856,000**
Total Streets		**0**	**0**	**0**	**90,000**	**48,287,000**	**48,377,000**
Signals (8070)							
601-8070-6103	Bond Proceeds	0	0	0	0	2,501,000	**2,501,000**
601-8070-6106	Intergovernmental	0	0	0	0	163,000	**163,000**
601-8070-6114	Developer Reimb	0	0	0	0	0	**0**
601-8070-6550	Transfer In	0	0	0	0	0	**0**
Total Signals		**0**	**0**	**0**	**0**	**2,664,000**	**2,664,000**
Facilities (8080)							
601-8080-6103	Bond Proceeds	0	0	0	0	2,976,000	**2,976,000**
601-8080-6106	Intergovernmental	0	0	0	0	0	**0**
601-8080-6114	Developer Reimb	0	0	0	0	0	**0**
601-8080-6550	Transfer In	0	0	0	0	600,000	**600,000**
Total Facilities		**0**	**0**	**0**	**0**	**3,576,000**	**3,576,000**
Parks (8090)							
601-8090-6103	Bond Proceeds	0	0	0	0	3,035,000	**3,035,000**
601-8090-6106	Intergovernmental	0	0	0	0	0	**0**
601-8090-6114	Developer Reimb	0	0	0	0	0	**0**

City of Conroe Capital Budget
FY 2018 - 2019
General Government CIP
2018-A Certificates of Obligation, Series 2018 - Fund 601

		Actual FY 2015	Actual FY 2016	Actual FY 2017	Estimated FY 2018	Budgeted FY 2019	TOTALS
601-8090-6550	Transfer In	0	0	0	0	3,500,000	**3,500,000**
Total Parks		**0**	**0**	**0**	**0**	**6,535,000**	**6,535,000**
Drainage (8030)							
601-8030-6103	Bond Proceeds	0	0	0	0	2,821,000	**2,821,000**
601-8030-6106	Intergovernmental	0	0	0	0	150,000	**150,000**
601-8030-6114	Developer Reimb	0	0	0	0	0	**0**
601-8030-6550	Transfer In	0	0	0	0	150,000	**150,000**
Total Drainage		**0**	**0**	**0**	**0**	**3,121,000**	**3,121,000**
Other Revenues							
601-1020-6010	Interest on Investments	0	0	0	0	0	**0**
Total Other Revenues		**0**	**0**	**0**	**0**	**0**	**0**
Total Revenues		**0**	**0**	**0**	**90,000**	**64,183,000**	**64,273,000**
Expenditures, by Type of Capital Project							
Streets (8060)							
601-8060-8060	Contract Services	0	0	0	500,615	0	**500,615**
601-8060-8520	Transfer Out	0	0	0	0	0	**0**
601-8060-9030	Improvements > $5,000	0	0	0	7,438,385	40,398,000	**47,836,385**
601-8060-9070	Intang. Assets-Indefinit	0	0	0	40,000	0	**40,000**
Total Streets		**0**	**0**	**0**	**7,979,000**	**40,398,000**	**48,377,000**
Signals (8070)							
601-8070-8060	Contract Services	0	0	0	0	0	**0**
601-8070-8520	Transfer Out	0	0	0	0	0	**0**
601-8070-9030	Improvements > $5,000	0	0	0	1,463,000	1,201,000	**2,664,000**

City of Conroe Capital Budget
FY 2018 - 2019
General Government CIP
2018-A Certificates of Obligation, Series 2018 - Fund 601

		Actual FY 2015	Actual FY 2016	Actual FY 2017	Estimated FY 2018	Budgeted FY 2019	TOTALS
Total Signals		**0**	**0**	**0**	**1,463,000**	**1,201,000**	**2,664,000**
Facilities (8080)							
601-8080-8060	Contract Services	0	0	0	0	600,000	**600,000**
601-8080-8520	Transfer Out	0	0	0	0	0	**0**
601-8080-9020	Buildings > $5,000	0	0	0	0	2,976,000	**2,976,000**
Total Facilities		**0**	**0**	**0**	**0**	**3,576,000**	**3,576,000**
Parks (8090)							
601-8090-8060	Contract Services	0	0	0	0	3,500,000	**3,500,000**
601-8090-8520	Transfer Out	0	0	0	0	0	**0**
601-8090-9020	Buildings > $5,000	0	0	0	0	50,000	**50,000**
601-8090-9030	Improvements > $5,000	0	0	0	0	2,985,000	**2,985,000**
Total Parks		**0**	**0**	**0**	**0**	**6,535,000**	**6,535,000**
Drainage (8030)							
601-8030-8060	Contract Services	0	0	0	0	0	**0**
601-8030-8520	Transfer Out	0	0	0	0	0	**0**
601-8030-9030	Improvements > $5,000	0	0	0	0	3,121,000	**3,121,000**
Total Drainage		**0**	**0**	**0**	**0**	**3,121,000**	**3,121,000**
Total Expenditures		**0**	**0**	**0**	**9,442,000**	**54,831,000**	**64,273,000**
Ending Balance		**0**	**0**	**0**	**-9,352,000**	**0**	**0**

City of Conroe Capital Budget
FY 2018 - 2019
Water CIP
Fund 043

4312 - Certificates of Obligation, Series 2017B-2	Actual FY 2015	Actual FY 2016	Actual FY 2017	Estimated FY 2018	Budgeted FY 2019	Totals
Beginning Balance	0	0	0	759,412	400,412	
Revenues						
6010 - Interest on Investments	0	0	0	0	0	**0**
6015 - FMV Adjustment - Investmentss	0	0	0	0	0	**0**
6100 - Other Financing Sources	0	0	0	0	0	**0**
6103 - Bond Proceeds	0	0	0	0	0	**0**
6106 - Intergovernmental	0	0	0	0	0	**0**
6550 - Transfer In	0	0	2,018,000	0	0	**2,018,000**
Total Revenues	**0**	**0**	**2,018,000**	**0**	**0**	**2,018,000**
Expenditures						
8060 - Contract Services	0	0	0	0	0	**0**
9010 - Land > $5,000	0	0	0	0	0	**0**
9030 - Improvements > $5,000	0	0	1,258,588	359,000	400,000	**2,017,588**
9050 - Mach. & Equip > $5,000	0	0	0	0	0	**0**
9616 - Bond Issuance Expenses	0	0	0	0	0	**0**
Total Expenditures	**0**	**0**	**1,258,588**	**359,000**	**400,000**	**2,017,588**
Ending Balance	0	0	759,412	400,412	412	**412**

City of Conroe Capital Budget
FY 2018 - 2019
Water CIP
Fund 043

Summary

Revenue Bonds, All Series Summary	Actual FY 2015	Actual FY 2016	Actual FY 2017	Estimated FY 2018	Budgeted FY 2019	Totals
Beginning Balance	6,413,897	1,714,293	-2,075,446	2,357,569	1,177,569	
Revenues						
6010 - Interest on Investments	4,435	6,398	1,350	0	0	**95,026**
6015 - FMV Adjustment - Investmentss	0	0	0	0	0	**0**
6100 - Other Financing Sources	42,977	0	0	0	0	**147,947**
6103 - Bond Proceeds	553,127	0	0	0	0	**42,084,516**
6106 - Intergovernmental	6,323,667	4,745,750	1,154,903	0	0	**15,189,637**
6113 - Other Sources - Premium Bond	46,937	0	0	0	0	**617,027**
6550 - Transfer In	1,834,000	0	6,477,000	0	0	**9,072,654**
Total Revenues	**8,805,144**	**4,752,148**	**7,633,253**	**0**	**0**	**67,206,806**
Expenditures						
8060 - Contract Services	0	0	0	0	0	**74,501**
8520 - Transfer Out	0	0	0	540,000	0	**920,323**
9010 - Land > $5,000	227,520	0	0	0	0	**227,520**
9030 - Improvements > $5,000	12,240,734	8,483,659	3,200,239	640,000	400,000	**63,415,037**
9031 - Improvements < $5,000	0	0	0	0	0	**55,206**
9050 - Mach. & Equip > $5,000	1,046,148	120,391	0	0	0	**1,359,308**
9070 - Intangible Assets-Indefinit	56,340	11,765	0	0	0	**306,095**
9616 - Bond Issuance Expenses	-65,993	-73,928	0	0	0	**78,599**
9623 - Other Use-Premium Debt Issu	0	0	0	0	0	**-7,353**
Total Expenditures	**13,504,748**	**8,541,887**	**3,200,239**	**1,180,000**	**400,000**	**66,429,237**
Ending Balance	1,714,293	-2,075,446	2,357,569	1,177,569	777,569	**777,569**

City of Conroe Capital Budget
FY 2018 - 2019
Sewer CIP
Fund 044

4470 - Revenue Bonds, Series 2013	Actual FY 2015	Actual FY 2016	Actual FY 2017	Estimated FY 2018	Budgeted FY 2019	Totals
Beginning Balance	3,628,782	1,472,936	854,333	854,333	230,333	
Revenues						
6010 - Interest on Investments	17	0	0	0	0	**16,086**
6015 - FMV Adjustment - Investments	0	0	0	0	0	**-16,285**
6100 - Other Financing Sources	0	0	0	0	0	**63,538**
6103 - Bond Proceeds	0	0	0	0	0	**6,499,965**
6113 - Other Sources-Premium Bond	0	0	0	0	0	**0**
6550 - Transfer In	0	0	0	0	0	**2,256,000**
Total Revenues	**17**	**0**	**0**	**0**	**0**	**8,819,304**
Expenditures						
7254 - Machinery & Equip < $5,000	0	0	0	15,580	0	**15,580**
8060 - Contract Services	190	0	0	0	0	**597**
8520 - Transfer Out	0	0	0	0	0	**0**
9010 - Land > $5,000	0	0	0	0	0	**428,704**
9030 - Improvements > $5,000	2,163,853	626,783	0	608,420	230,000	**8,108,349**
9050 - Mach. & Equip. > $5,000	0	0	0	0	0	**186,427**
9616 - Bond Issuance Expenses	-8,180	-8,180	0	0	0	**79,314**
Total Expenditures	**2,155,863**	**618,603**	**0**	**624,000**	**230,000**	**8,818,971**
Ending Balance	1,472,936	854,333	854,333	230,333	333	**333**

City of Conroe Capital Budget
FY 2018 - 2019
Sewer CIP
Fund 044

4480 - Revenue Bonds, Series 2014	Actual FY 2015	Actual FY 2016	Actual FY 2017	Estimated FY 2018	Budgeted FY 2019	Totals
Beginning Balance	8,787,274	1,459,362	686,318	499,723	473,723	
Revenues						
6010 - Interest on Investments	7,437	0	0	0	0	**7,437**
6015 - FMV Adjustment - Investments	0	0	0	0	0	**0**
6100 - Other Financing Sources	42,977	0	0	0	0	**165,839**
6103 - Bond Proceeds	0	0	0	0	0	**10,962,730**
6113 - Other Sources-Premium Bond	0	0	0	0	0	**1,277,862**
6550 - Transfer In	0	0	0	0	0	**0**
Total Revenues	**50,413**	**0**	**0**	**0**	**0**	**12,413,867**
Expenditures						
8060 - Contract Services	0	0	0	0	0	**0**
8520 - Transfer Out	0	0	0	0	0	**0**
9010 - Land > $5,000	0	0	0	0	0	**0**
9030 - Improvements > $5,000	7,441,844	836,938	186,595	26,000	470,000	**12,403,256**
9616 - Bond Issuance Expenses	-63,519	-63,893	0	0	0	**6,889**
Total Expenditures	**7,378,325**	**773,045**	**186,595**	**26,000**	**470,000**	**12,410,145**
Ending Balance	1,459,362	686,318	499,723	473,723	3,723	**3,723**

City of Conroe Capital Budget
FY 2018 - 2019
Sewer CIP
Fund 044

4490 - Revenue Bonds, Series 2015	Actual FY 2015	Actual FY 2016	Actual FY 2017	Estimated FY 2018	Budgeted FY 2019	Totals
Beginning Balance	0	4,999,628	974,103	818,396	611,215	
Revenues						
6010 - Interest on Investments	0	26,503	39,617	0	0	**66,120**
6015 - FMV Adjustment - Investments	0	0	0	0	0	**0**
6100 - Other Financing Sources	0	0	0	0	0	**0**
6103 - Bond Proceeds	12,789,204	0	0	0	0	**12,789,204**
6113 - Other Sources-Premium Bond	1,085,258	0	0	0	0	**1,085,258**
6550 - Transfer In	0	0	0	0	0	**0**
Total Revenues	**13,874,461**	**26,503**	**39,617**	**0**	**0**	**13,940,581**
Expenditures						
8060 - Contract Services	0	0	0	0	0	**0**
8520 - Transfer Out	0	0	0	0	0	**0**
9010 - Land > $5,000	0	0	32,521	4,720	0	**37,241**
9030 - Improvements > $5,000	8,751,690	4,103,706	162,803	152,961	589,000	**13,760,160**
9070 - Intangible Asset - Indefinite Life	0	0	0	49,500	0	**49,500**
9616 - Bond Issuance Expenses	123,144	-51,679	0	0	0	**71,465**
Total Expenditures	**8,874,834**	**4,052,027**	**195,324**	**207,181**	**589,000**	**13,918,366**
Ending Balance	4,999,628	974,103	818,396	611,215	22,215	**22,215**

City of Conroe Capital Budget
FY 2018 - 2019
Sewer CIP
Fund 044

4411 - Certificates of Obligation, Series 2017B-1	Actual FY 2015	Actual FY 2016	Actual FY 2017	Estimated FY 2018	Budgeted FY 2019	Totals
Beginning Balance	0	0	-2,557,890	1,401,702	519,431	
Revenues						
6010 - Interest on Investments	0	0	0	0	0	**0**
6015 - FMV Adjustment - Investments	0	0	0	0	0	**0**
6100 - Other Financing Sources	0	0	0	0	0	**0**
6103 - Bond Proceeds	0	0	0	0	0	**0**
6106 - Intergovernmental	0	0	850,835	0	0	**850,835**
6550 - Transfer In	0	0	3,442,000	0	0	**3,442,000**
Total Revenues	**0**	**0**	**4,292,835**	**0**	**0**	**4,292,835**
Expenditures						
8060 - Contract Services	0	0	174,835	858,771	0	**1,033,606**
8520 - Transfer Out	0	0	0	0	0	**0**
9010 - Land > $5,000	0	0	0	0	0	**0**
9030 - Improvements > $5,000	0	2,546,126	158,408	23,500	37,000	**2,765,034**
9070 - Intangible Asset - Indefinite Life	0	11,765	0	0	0	**11,765**
9616 - Bond Issuance Expenses	0	0	0	0	0	**0**
Total Expenditures	**0**	**2,557,890**	**333,243**	**882,271**	**37,000**	**3,810,404**
Ending Balance	0	-2,557,890	1,401,702	519,431	482,431	**482,431**

City of Conroe Capital Budget
FY 2018 - 2019
Sewer CIP
Fund 044

4412 - Certificates of Obligation, Series 2017B-2	Actual FY 2015	Actual FY 2016	Actual FY 2017	Estimated FY 2018	Budgeted FY 2019	Totals
Beginning Balance	0	0	0	13,070,010	356,010	
Revenues						
6010 - Interest on Investments	0	0	0	0	0	**0**
6015 - FMV Adjustment - Investments	0	0	0	0	0	**0**
6100 - Other Financing Sources	0	0	0	0	0	**0**
6103 - Bond Proceeds	0	0	13,764,000	0	0	**13,764,000**
6550 - Transfer In	0	0	1,183,310	622,000	0	**1,805,310**
Total Revenues	**0**	**0**	**14,947,310**	**622,000**	**0**	**15,569,310**
Expenditures						
8060 - Contract Services	0	0	0	0	0	**0**
8520 - Transfer Out	0	0	0	0	0	**0**
9010 - Land > $5,000	0	0	1,154,765	87,348	0	**1,242,113**
9030 - Improvements > $5,000	0	0	710,600	13,239,344	350,000	**14,299,944**
9070 - Intangible Asset - Indefinite Life	0	0	11,935	9,308	0	**21,243**
9616 - Bond Issuance Expenses	0	0	0	0	0	**0**
Total Expenditures	**0**	**0**	**1,877,300**	**13,336,000**	**350,000**	**15,563,300**
Ending Balance	0	0	13,070,010	356,010	6,010	**6,010**

City of Conroe Capital Budget
FY 2018 - 2019
Sewer CIP
Fund 044

Summary

Revenue Bonds, All Series	Actual FY 2015	Actual FY 2016	Actual FY 2017	Estimated FY 2018	Budgeted FY 2019	Totals
Beginning Balance	16,233,146	10,376,525	2,089,894	18,488,134	3,844,682	
Revenues						
6010 - Interest on Investments	7,454	26,503	39,617	0	0	**615,999**
6015 - FMV Adjustment - Investments	0	0	0	0	0	**176**
6100 - Other Financing Sources	42,977	0	0	0	0	**417,412**
6103 - Bond Proceeds	12,789,204	0	13,764,000	0	0	**79,480,215**
6106 - Intergovernmental	0	0	850,835	0	0	**1,114,305**
6113 - Other Sources-Premium Bond	1,085,258	0	0	0	0	**2,363,120**
6550 - Transfer In	0	0	4,625,310	622,000	0	**7,503,310**
Total Revenues	**13,924,892**	**26,503**	**19,279,762**	**622,000**	**0**	**91,494,536**
Expenditures						
7254 - Machinery & Equip < $5,000	0	0	0	15,580	0	**15,580**
8060 - Contract Services	190	0	174,835	858,771	0	**1,134,731**
8520 - Transfer Out	700,000	0	0	190,000	0	**1,816,368**
9010 - Land > $5,000	0	0	1,187,286	92,068	0	**1,708,058**
9030 - Improvements > $5,000	18,804,323	8,459,565	1,507,467	14,050,225	1,676,000	**82,121,145**
9031 - Improvements < $5,000	0	0	0	0	0	**198,034**
9050 - Mach. & Equip. > $5,000	0	0	0	0	0	**1,303,198**
9070 - Intangible Asset - Indefinite Life	260,000	11,765	11,935	58,808	0	**794,520**
9616 - Bond Issuance Expenses	17,001	-158,196	0	0	0	**252,225**
9623 - Other Use-Premium Debt Issu	0	0	0	0	0	**-18,003**
Total Expenditures	**19,781,514**	**8,313,133**	**2,881,522**	**15,265,452**	**1,676,000**	**89,325,854**
Ending Balance	10,376,525	2,089,894	18,488,134	3,844,682	2,168,682	**2,168,682**

City of Conroe Capital Budget
FY 2018 - 2019
Water & Sewer CIP
2018-B Certificates of Obligation, Series 2018 - Fund 501

		Actual FY 2015	Actual FY 2016	Actual FY 2017	Estimated FY 2018	Budgeted FY 2019	TOTALS
Beginning Balance		0	0	0	0	-3,761,000	
Revenues, by Type of Capital Project							
Water (8040)							
501-8040-6100	Other Financing Sources	0	0	0	0	0	**0**
501-8040-6103	Bond Proceeds	0	0	0	0	23,716,000	**23,716,000**
501-8040-6106	Intergovernmental	0	0	0	0	0	**0**
501-8040-6114	Developer Reimb	0	0	0	0	0	**0**
501-8040-6550	Transfer In	0	0	0	0	2,796,000	**2,796,000**
Total Water		**0**	**0**	**0**	**0**	**26,512,000**	**26,512,000**
Sewer (8050)							
501-8050-6100	Other Financing Sources	0	0	0	0	0	**0**
501-8050-6103	Bond Proceeds	0	0	0	0	74,332,000	**74,332,000**
501-8050-6106	Intergovernmental	0	0	0	0	0	**0**
501-8050-6114	Developer Reimb	0	0	0	0	0	**0**
501-8050-6550	Transfer In	0	0	0	1,634,000	1,002,000	**2,636,000**
Total Sewer		**0**	**0**	**0**	**1,634,000**	**75,334,000**	**76,968,000**
Other Revenues							
501-2000-6010	Interest on Investments	0	0	0	0	0	**0**
Total Other Revenues		**0**	**0**	**0**	**0**	**0**	**0**
Total Revenues		**0**	**0**	**0**	**1,634,000**	**101,846,000**	**103,480,000**

City of Conroe Capital Budget
FY 2018 - 2019
Water & Sewer CIP
2018-B Certificates of Obligation, Series 2018 - Fund 501

		Actual FY 2015	Actual FY 2016	Actual FY 2017	Estimated FY 2018	Budgeted FY 2019	TOTALS
Expenditures, by Type of Capital Project							
Water (8040)							
501-8040-8060	Contract Services	0	0	0	0	0	**0**
501-8040-8520	Transfer Out	0	0	0	0	0	**0**
501-8040-9010	Land > $5,000	0	0	0	0	0	**0**
501-8040-9030	Improvements > $5,000	0	0	0	75,000	26,437,000	**26,512,000**
501-8040-9070	Intang. Assets-Indefinit	0	0	0	0	0	**0**
Total Water		**0**	**0**	**0**	**75,000**	**26,437,000**	**26,512,000**
Sewer (8050)							
501-8050-8060	Contract Services	0	0	0	0	0	**0**
501-8050-8520	Transfer Out	0	0	0	0	0	**0**
501-8050-9010	Land > $5,000	0	0	0	0	0	**0**
501-8050-9030	Improvements > $5,000	0	0	0	5,320,000	40,179,000	**45,499,000**
501-8050-9070	Intang. Assets-Indefinit	0	0	0	0	0	**0**
Total Sewer		**0**	**0**	**0**	**5,320,000**	**40,179,000**	**45,499,000**
Total Expenditures		**0**	**0**	**0**	**5,395,000**	**66,616,000**	**72,011,000**
Ending Balance		**0**	**0**	**0**	**-3,761,000**	**31,469,000**	**31,469,000**

City of Conroe Capital Budget
FY 2018 - 2019
Conroe Industrial Development Corporation (CIDC) CIP
2019 Sales Tax Revenue Bonds - Fund 402

		Actual FY 2015	Actual FY 2016	Actual FY 2017	Estimated FY 2018	Budgeted FY 2019	TOTALS
Beginning Balance		0	0	0	0	0	
Revenues, by Type of Capital Project							
Streets (8060)							
402-8060-6103	Bond Proceeds	0	0	0	0	16,540,000	**16,540,000**
Total Streets		**0**	**0**	**0**	**0**	**16,540,000**	**16,540,000**
Signals (8070)							
402-8070-6103	Bond Proceeds	0	0	0	0	700,000	**700,000**
Total Signals		**0**	**0**	**0**	**0**	**700,000**	**700,000**
Water (8040)							
402-8040-6103	Bond Proceeds	0	0	0	0	3,492,000	**3,492,000**
Total Water		**0**	**0**	**0**	**0**	**3,492,000**	**3,492,000**
Sewer (8050)							
402-8050-6103	Bond Proceeds	0	0	0	0	3,002,000	**3,002,000**
Total Sewer		**0**	**0**	**0**	**0**	**3,002,000**	**3,002,000**
Other Revenue							
402-9000-6010	Interest on Investments	0	0	0	0	0	**0**
Total Other Revenue		**0**	**0**	**0**	**0**	**0**	**0**
Total Revenues		**0**	**0**	**0**	**0**	**23,734,000**	**23,734,000**

City of Conroe Capital Budget

FY 2018 - 2019

Conroe Industrial Development Corporation (CIDC) CIP

2019 Sales Tax Revenue Bonds - Fund 402

		Actual FY 2015	Actual FY 2016	Actual FY 2017	Estimated FY 2018	Budgeted FY 2019	TOTALS
Expenditures, by Type of Capital Project							
Streets (8060)							
402-8060-9030	Improvements > $5,000	0	0	0	0	16,540,000	**16,540,000**
Total Streets		**0**	**0**	**0**	**0**	**16,540,000**	**16,540,000**
Signals (8070)							
402-8070-9030	Improvements > $5,000	0	0	0	0	700,000	**700,000**
Total Signals		**0**	**0**	**0**	**0**	**700,000**	**700,000**
Water (8040)							
402-8040-9030	Improvements > $5,000	0	0	0	0	3,492,000	**3,492,000**
Total Water		**0**	**0**	**0**	**0**	**3,492,000**	**3,492,000**
Sewer (8050)							
402-8050-9030	Improvements > $5,000	0	0	0	0	3,002,000	**3,002,000**
Total Sewer		**0**	**0**	**0**	**0**	**3,002,000**	**3,002,000**
Total Expenditures		**0**	**0**	**0**	**0**	**23,734,000**	**23,734,000**
Ending Balance		0	0	0	0	0	0

City of Conroe Capital Budget
FY 2018 - 2019
Tax Increment Reinvestment Zone #3
Street Improvements
Fund 079

		Actual FY 2015	Actual FY 2016	Actual FY 2017	Estimated FY 2018	Budgeted FY 2019	TOTALS
Beginning Balance		3,867,574	878,632	447,239	1,817,868	2,887,770	
Revenues							
079-7900-4010	Current Taxes	0	0	0	0	0	**21,007**
079-7900-6010	Interest on Investments	6,161	5,561	2,509	0	0	**47,712**
079-7900-6015	FMV Adjustment - Investments	0	10	-400	0	0	**-390**
079-7900-6106	Intergovernmental	1,110,427	971,207	1,564,086	1,517,059	1,779,813	**13,849,394**
079-7900-6550	Transfer In	1,554,597	994,375	2,195,664	2,335,599	2,708,032	**19,398,894**
Total Revenues		**2,671,185**	**1,971,153**	**3,761,858**	**3,852,658**	**4,487,845**	**33,316,617**
Expenditures							
079-7900-8520	Transfer Out	5,660,127	2,402,547	2,391,229	2,782,756	3,754,137	**29,695,139**
Total Expenditures		**5,660,127**	**2,402,547**	**2,391,229**	**2,782,756**	**3,754,137**	**29,695,139**
Ending Balance		878,632	447,239	1,817,868	2,887,770	3,621,478	**3,621,478**

City of Conroe Capital Budget
FY 2018 - 2019
Conroe MMD #1-Reimbursement Agreement
Grand Central Park Public Infrastructure
Fund 101

		Actual FY 2015	Actual FY 2016	Actual FY 2017	Estimated FY 2018	Budgeted FY 2019	TOTALS
Beginning Balance		0	0	0	0	71,386	
Revenues							
101-1001-6010	Interest on Investments	0	0	0	125	0	**125**
101-1001-6550	Transfer In	0	0	0	71,261	148,760	**220,021**
Total Revenues		**0**	**0**	**0**	**71,386**	**148,760**	**220,146**
Expenditures							
101-1001-9030	Improvements > $5,000	0	0	0	0	0	**0**
Total Expenditures		**0**	**0**	**0**	**0**	**0**	**0**
Ending Balance		0	0	0	71,386	220,146	**220,146**

City of Conroe Capital Budget
FY 2018 - 2019
Conroe MMD #1-Economic Development
Grand Central Park Public Infrastructure
Fund 102

		Actual FY 2015	Actual FY 2016	Actual FY 2017	Estimated FY 2018	Budgeted FY 2019	TOTALS
Beginning Balance		0	0	0	0	48,425	
Revenues							
102-1002-6010	Interest on Investments	0	0	0	90	0	**90**
102-1002-6550	Transfer In	0	0	0	48,335	268,847	**317,182**
Total Revenues		**0**	**0**	**0**	**48,425**	**268,847**	**317,272**
Expenditures							
102-1002-9030	Improvements > $5,000	0	0	0	0	0	**0**
Total Expenditures		**0**	**0**	**0**	**0**	**0**	**0**
Ending Balance		0	0	0	48,425	317,272	**317,272**