



# CONROE BY THE NUMBERS

FY 2015 Popular Annual  
Financial Report & City Update  
City of Conroe, Texas





**Paul Virgadamo, Jr.**  
City Administrator

## WELCOME

On behalf of our elected officials and employees, I am pleased to present to you the City of Conroe by the Numbers FY 2015 Popular Annual Financial Report & City Update. The City of Conroe experienced many positive accomplishments during the past year and the Annual Report is our opportunity to highlight those achievements and successes. Through the Council's strategic direction, and our staff's steadfast dedication to excellence, we have again exceeded expectations.

Conroe is home to twenty-four parks, the C.K. Ray Recreation Center - voted "Best Place to Exercise", dedicated Police and Fire Departments, a successful new bus system, numerous new businesses and developments, and was ranked the third-best city in Texas to live. As City Administrator, I am proud to say that your City employees work hard to maintain and improve many of the programs and services we offer to ensure a high quality of life and to make certain that Conroe is one of the best cities in the nation to live, work, learn, and play.

Thanks to the City Council's leadership and the determination of our employees, the City's financial standing is exceptional and businesses and developments continue to move to Conroe, bringing jobs to the citizens. The City continues to move forward with more investments in infrastructure, including our streets and water and sewer systems, as well as parks, community centers, new restaurants, retail shops, residential projects and commercial buildings. All of these will continue to propel Conroe in a positive direction in the future.

The City of Conroe also remains committed to supporting the arts, culture, public health and public transportation. Our many local artists, musicians, events and venues continue to make us a cultural gem. The many successful community events, performances, outdoor activities and Lake Conroe make our City a great destination for tourists.

In 2016, the City looks forward to continuing its partnerships with the community to enrich our lives, enhance learning opportunities and improve our neighborhoods. We will endeavor to work with local business leaders, the Chamber of Commerce, the Conroe-North Houston Regional Airport, the hospitality industry and many others to attract more high-tech investments, jobs and economic opportunities.

It is a distinct privilege to be the City Administrator for Conroe. It is a responsibility that I take very seriously and willingly; as do the members of the City's Management Team. Our commitment to Conroe's residents, businesses and visitors is to ensure the City's quality of life is among the best in the country and all City employees work every day with honesty and integrity to maintain confidence and exceed the expectations of the public. In that spirit, it is my honor to submit Conroe's Annual Report for 2015 to the Mayor, the City Council, our City Employees, and to our residents, businesses and visitors.

Sincerely,

Paul Virgadamo, Jr.  
City Administrator

## MAYOR AND CITY COUNCIL MEMBERS



**Webb K. Melder**  
Mayor



**Marsha Porter**  
Councilwoman Position 1



**Seth M. Gibson**  
Councilman Position 2



**Duke Coon**  
Councilman Position 3



**Guy Martin**  
Councilman Position 4



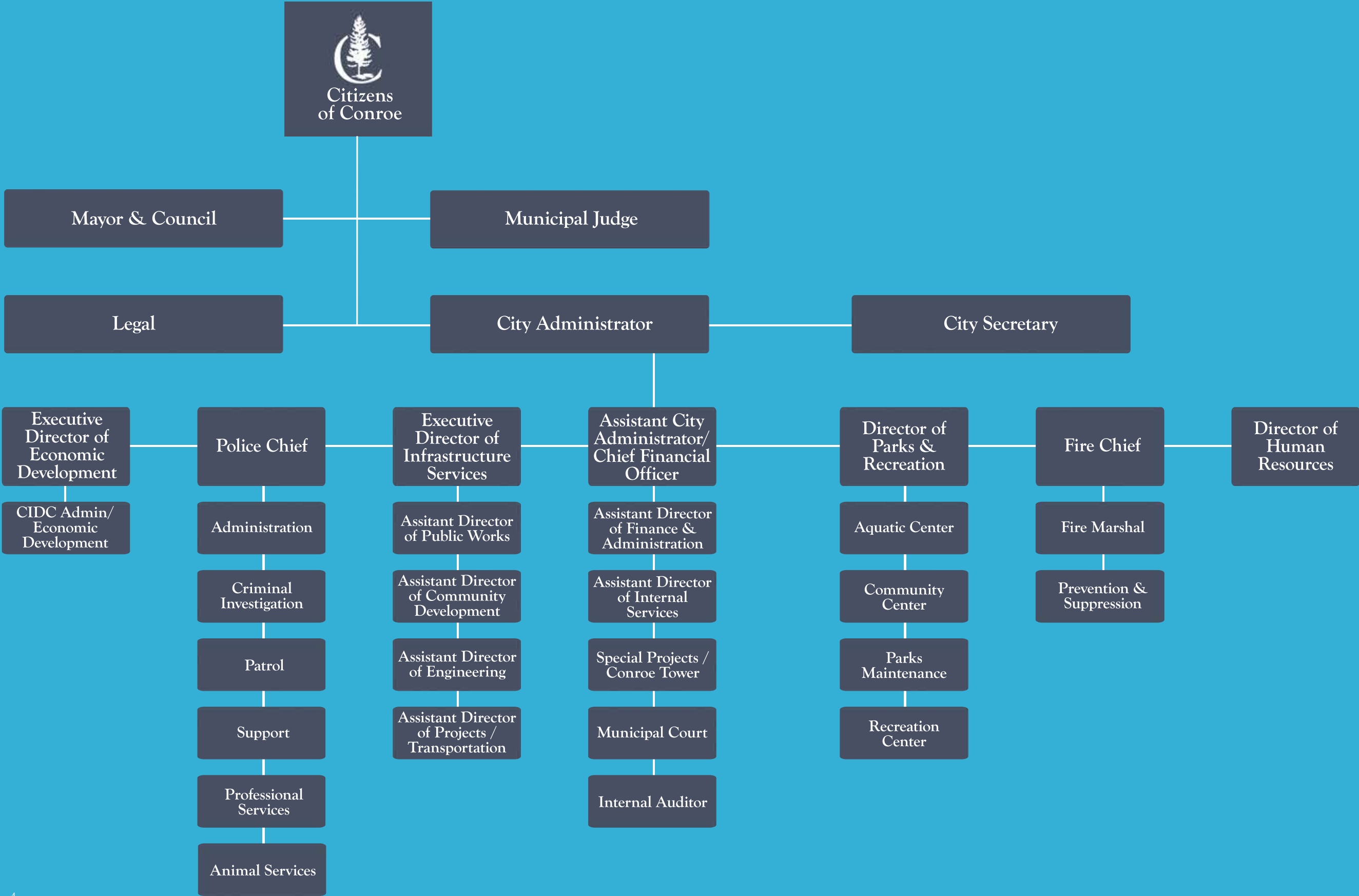
**Gil Snider**  
Councilman Position 5



ORGANIZATION CHART

City of Conroe Mission Statement

"To protect and serve the citizens of Conroe and exceed their expectations"





# Outstanding Quality of Life!

## Conroe Parks and Recreation & Conroe Convention and Visitors Bureau

Conroe is a delightful blend of nature, history, the arts and recreation nestled in the beautiful Piney Woods of east Texas. With so many places to see and so many things to do, you'll find that the hardest part is deciding which activity to do first.

**24** Parks are at your service in Conroe

**6.6** Miles of trails in Conroe's parks

**417** Acres of parkland maintained

**96,367** Membership scans at C.K. Ray Recreation Center

**76,233** Attendance to Conroe's Aquatic Center during summer participation

**450** Children per day on average attending after school programs

**16** Park pavilions

**24** Playgrounds

**4** Community Centers

**27** Baseball/Softball Diamonds

**18** Soccer/Football Fields

**27,312** Hours of athletic field usage

**6,923** Hours reserved for pavilions and Special Use Facilities

**48,000** PLAYbooks distributed in the past year

**9,500** Attendees at the Conroe Christmas Celebration

**15,000** People attended the 2015 KidzFest

**30,000** Citizens & visitors attended the Conroe Cajun Catfish Festival

**74,692** CVB Website Views

**48,220** CVB Brochure requests





# POLICE DEPARTMENT

The Conroe Police Department is comprised of 128 sworn officers, 40 civilian employees, 11 Reserve Police Officers and numerous civilian volunteers. All are committed men and women dedicated to creating a safer environment and providing quality service to the 63,000 plus citizens of Conroe, the thousands of visitors to our city and the approximately 61 square miles of city we serve.

4:06 Average Response Time

85,076 Calls for Service

4,567 Cases Assigned

2,123 Cases Closed

4,289 Arrests

401 Crime Scenes Processed

10,925 Citations Issued

2,588 Motor Vehicle Accidents



*"My loyalty to this community and my crew is beyond reproach. I humbly serve as a Guardian to my community always ready to respond to those who are unable to help themselves."*

- The Firefighter's Creed



# FIRE DEPARTMENT

8,421 Calls for Service

254 Total Fires

32 Fire Investigations

10,756 Children & Adults Taught Fire Prevention Education

1,539 Commercial Inspections

2 ISO Rating is the City's Fire Classification on a Scale of 1 to 10 with 1 Being the Highest Rating



Our challenge is to always live up to the City of Conroe Mission statement:

*"To protect and serve the citizens of Conroe and exceed their expectations"*

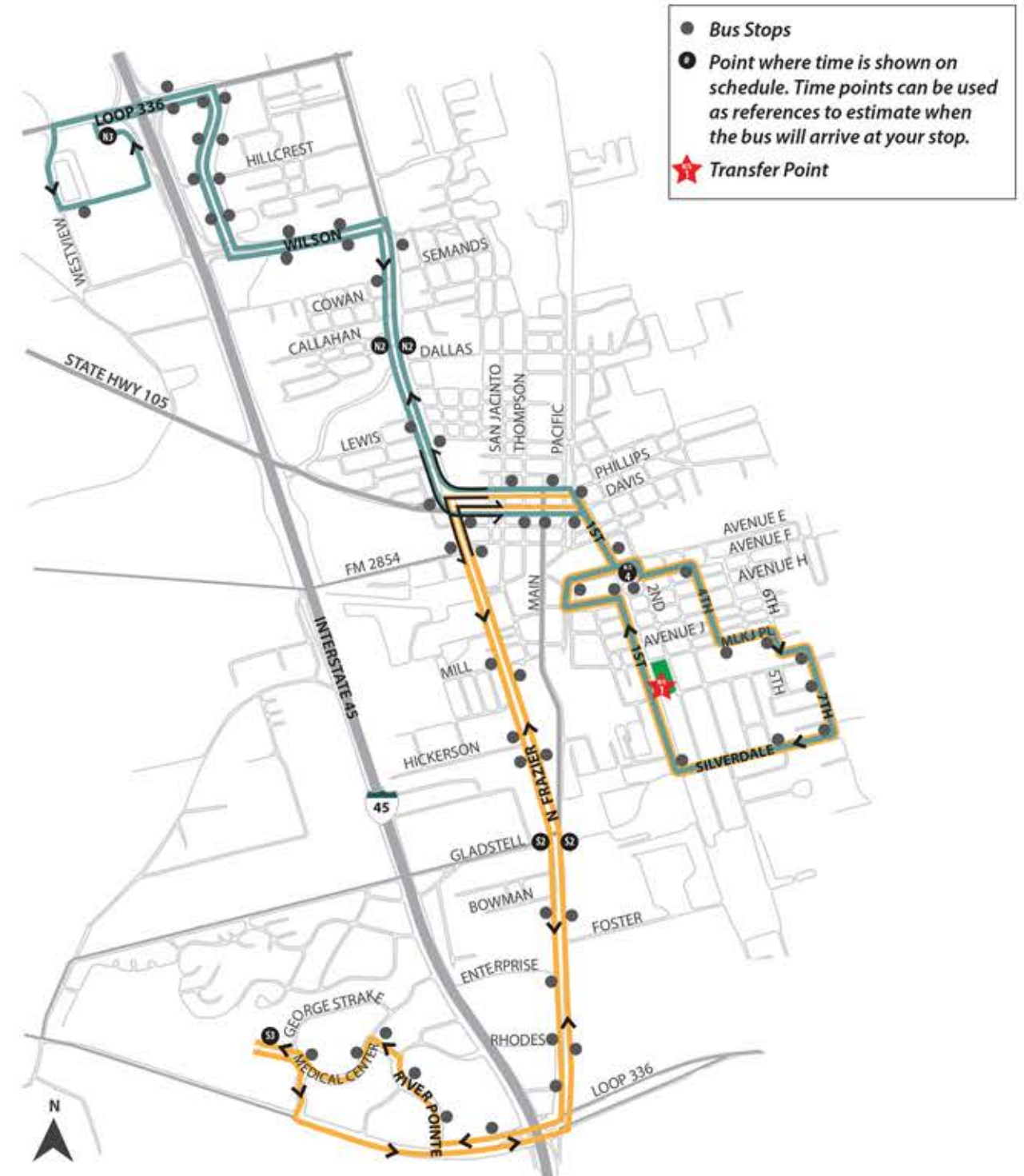




- 4 – Buses
- 68 – Bus Stops
- \$800,000 – In Recovered Grant Reimbursement for Operating Expenses
- \$1.5 Million – In Capital Reimbursements Recovered
- 22,811 – Trips Provided to Transit Riders
- 54,108 – Total Revenue Miles
- 2 Conroe Connection ADA Paratransit Service Vans



For more information visit  
[www.ConroeConnection.org](http://www.ConroeConnection.org)  
 For Customer Service call  
 (936)229-3286



ROUTE 1 – NORTH Walmart						
NB	NB	NB	SB	SB	SB	
Booker T. W. Park Depart	Frazier/ Dallas	Walmart Arrive	Walmart Depart	Frazier/ Dallas	Salvation Army	Booker T. W. Park Arrive
★	N2	N3	N3	N2	N4	★
ROUTE 2 – SOUTH Lone Star Family Health						
SB	SB	SB	NB	NB	NB	
Booker T. W. Park Depart	Frazier/ Gladstell	Lone Star Health Arrive	Lone Star Health Depart	Frazier/ Gladstell	Salvation Army	Booker T. W. Park Arrive
★	S2	S3	S3	S2	S4	★



## ECONOMIC DEVELOPMENT

The mission of the economic development division is to enhance the strength and stability of the greater Conroe economy through the support of existing industry and the attraction of manufacturing and service sector business (basic industries) which bring new capital and employment opportunities into the community.



**1,045** Acres in Conroe Park North Industrial Park

**3,645** Businesses Located in Conroe

**46,810** Employees in Conroe

**3,200** Expected Future Student Capacity at Lone Star College – Conroe Center

**\$51,607** Median Yearly Household Income for Workers in Conroe

**33,873** Labor Force in the City of Conroe

**3.72%** Job Growth Rate Since 2014

**1,346** Acres Encompassed by the Conroe-North Houston Regional Airport

**248** Acres in the Deison Technology Park

**71,879** Conroe Population

**8,430** Total Permits Issued.  
(Residential, Commercial, Other)

**22,024** Total Inspections Conducted

**656** New Home Starts

**\$225,000** Average Home Price

**71.3** Square Miles is the Area of Conroe City Limits

**65.5** Square Miles is the Planning Area  
(Regulated Portion of the ETJ)

**330.2** Square Miles of Extra Territorial Jurisdiction (ETJ)



## PUBLIC WORKS



The Public Works Department has the massive responsibility of maintaining the City's physical assets including streets, sidewalks, water system, sewer system, drainage facilities and municipally owned buildings. Public Works also oversees the City's Community Development, including Permitting, Engineering, Planning, Platting, Code Enforcement and Capital Projects.

**200** New Meter Services Added

**1,400** Developer Water Taps

**280** Large Meter Repairs (2" and larger)

**792** Water Leaks Repaired

**1,095** Water Samples Taken

**492** Water Lines Flushed

**445** Fire Hydrants Received Maintenance

**79** Sewer Taps

**17,812** Water Customers

**388,000** Feet of Sewer Main Cleaned

**407** Acres of Right-of-Way Mowed

**5** Miles of Drainage Ditches Cleaned

**874** Traffic Signal Repaired

**15,236** Tasks Issued

**160** Utility Cuts Repaired

**3.7** Million Gallons of Water Produced

**2,193** Potholes Repaired

**16,284** Sewer Customers



# FINANCIAL REPORT

The Finance and Administration Department provides leadership and support for the resolution of all financial matters of the City.

## Statement of Activities

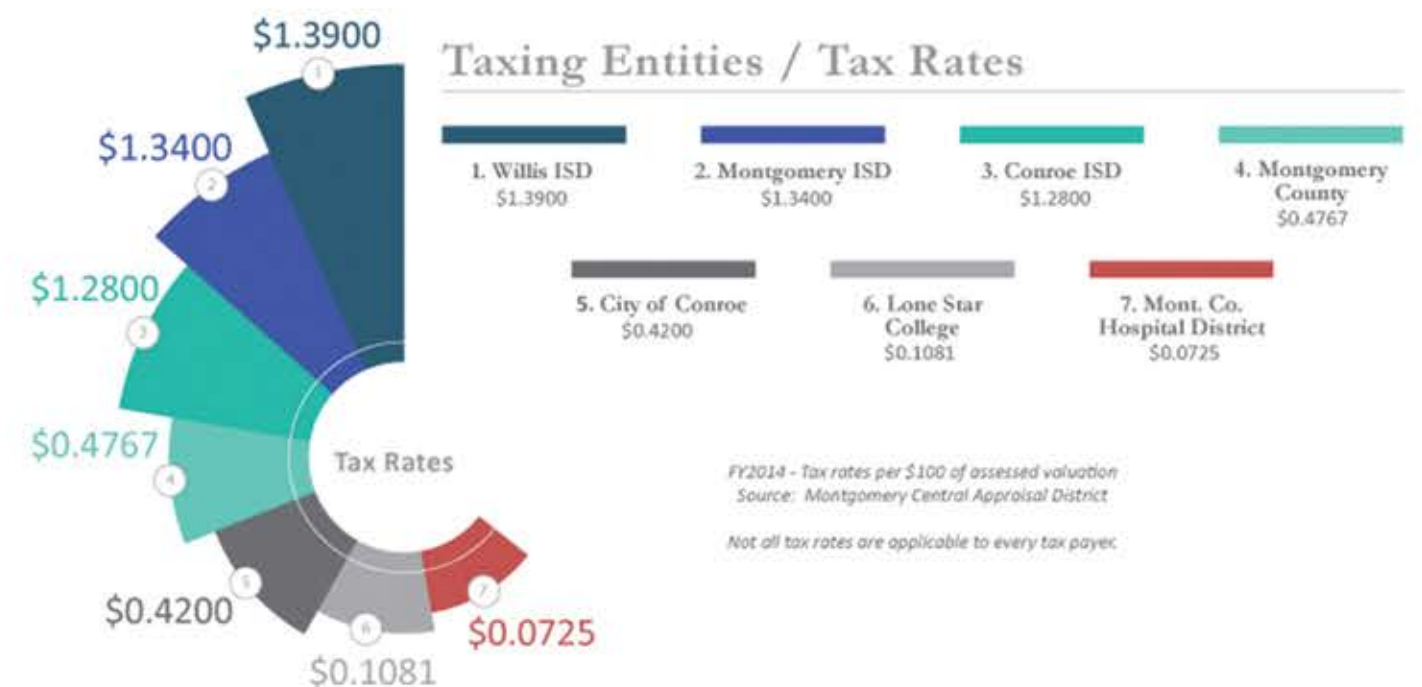
*(Accrual Basis of Accounting)*

General Revenues	2014	2015
Property Taxes	\$ 18,258,675.00	\$ 20,045,759.00
In Lieu of Taxes	682,113.00	592,302.00
Gross Receipts Tax	5,498,112.00	5,794,059.00
Sales and Other Taxes	40,261,541.00	32,013,059.00
Hotel Occupancy Taxes	1,103,093.00	1,237,267.00
Mixed Beverage Taxes	219,547.00	272,002.00
Miscellaneous	719,230.00	2,370,655.00
Donations	110,556.00	167,455.00
Grants and Contributions Not Restricted to Specific Programs	2,081,040.00	7,757,907.00
Unrestricted Investment Earnings	171,295.00	161,487.00
Gain (Loss) on Investments	(163,183.00)	18,083.00
<b>Total Revenues</b>	<b>\$ 68,942,019.00</b>	<b>\$ 70,430,035.00</b>
<b>Net (Expense) Revenue</b>		
<b>Governmental Activities</b>		
General Government	\$ (6,655,521.00)	\$ (10,506,880.00)
Finance	(1,555,692.00)	(1,654,077.00)
Public Safety	(27,095,442.00)	(33,286,457.00)
Parks	(5,743,083.00)	(5,947,422.00)
Public Works	(8,535,354.00)	(6,394,577.00)
Interest and Fiscal Charge	(5,749,864.00)	(5,079,185.00)
<b>Total Governmental Activities</b>	<b>\$ (55,334,956.00)</b>	<b>\$ (62,868,598.00)</b>
<b>Business-Type Activities</b>		
Enterprise (Water & Sewer)	\$ 909,570.00	\$ 730,506.00
Fleet Services	122,258.00	255,821.00
<b>Total Business-Type Activities</b>	<b>\$ 1,031,828.00</b>	<b>\$ 986,327.00</b>
<b>Total Expenses</b>	<b>\$ (54,303,128.00)</b>	<b>\$ (61,882,271.00)</b>
<b>Change in Net Position</b>	<b>\$ 14,638,891.00</b>	<b>\$ 8,547,764.00</b>

## Glossary of Financial Terms...



- Accrual Basis of Accounting** - A method of accounting that recognizes the financial effect of transactions, events, and interfund activities when they occur, regardless of the timing of related cash flows.
- Long-Term Liability** - A liability with a future benefit over one year, such as notes payable that mature in more than one year.
- Restricted Net Assets** - A component of net assets calculated by reducing the carrying value of restricted assets by the amount of any related debt outstanding.
- Unrestricted Net Assets** - Portion of net assets that is neither restricted nor invested in capital assets (net of related debt).
- Capital Assets** - Land, improvements to land, easements, buildings, building improvements, vehicles, machinery, equipment, works of art and historical treasures, infrastructure, and all other tangible or intangible assets that are used in operations and that have initial useful lives extending beyond a single reporting period.
- Current Assets** - Assets which are available or can be made readily available to finance current operations or to pay current liabilities. Current assets also include those which will be used up or converted into cash within one year. Some examples are cash, temporary investments and taxes receivable which will be collected within one year.
- Invested in Capital Assets, Net of Related Debt** - This represents the City's investment in its capital assets less accumulated depreciation and any outstanding debt due to the acquisition, construction, or improvement of capital assets.
- Modified Accrual Basis of Accounting** - Basis of accounting to which (a) revenues are recognized in the accounting period in which they become available and measurable and (b) expenditures are recognized in the accounting period in which the fund liability is incurred, if measurable, except for unmatured interest on general long-term debt and certain similar accrued obligations, which should be recognized when due.



Sales Tax Rate City of Conroe



Sales Tax Rate State of Texas





## Statement of Net Position

(Accrual Basis of Accounting)

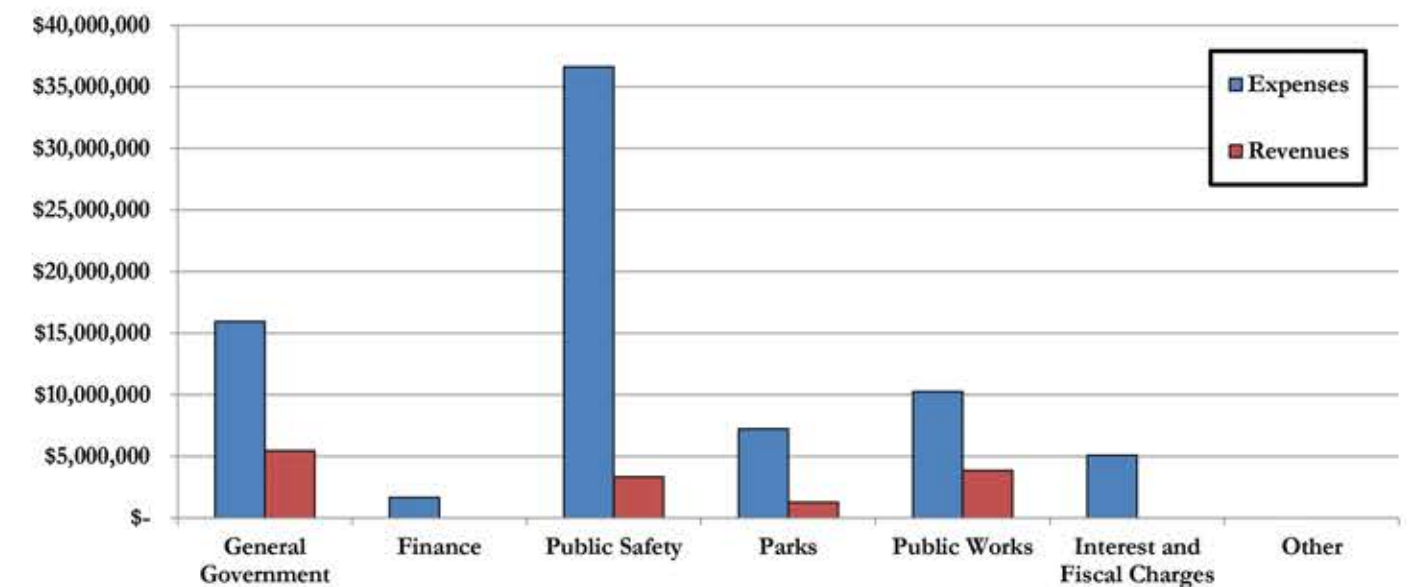
	2014	2015
Current and Other Assets	\$ 166,919,376.00	\$ 139,388,178.00
Capital Assets, Net	302,625,670.00	302,924,670.00
<b>Total Assets &amp; Deferred Outflows Of Resources</b>	<b>\$ 469,545,046.00</b>	<b>\$ 442,312,848.00</b>
Long-Term Liabilities	\$ 286,076,052.00	\$ 297,427,541.00
Other Liabilities	13,671,003.00	25,711,805.00
<b>Total Liabilities &amp; Deferred Inflows Of Resources</b>	<b>\$ 299,747,055.00</b>	<b>\$ 323,139,346.00</b>
<b>Net Assets:</b>		
Net investment in		
Capital Assets	\$ 92,894,487.00	\$ 97,297,014.00
Restricted	14,793,094.00	20,924,906.00
Unrestricted	62,110,410.00	951,582.00
<b>Total Net Position</b>	<b>\$ 169,797,991.00</b>	<b>\$ 119,173,502.00</b>

The Statement of Net Position presents information on all of the City's assets and liabilities, with the difference between the two presented as net position. The statement excludes the Oscar Johnson, Jr. Community Center (OJJCC) and Conroe Industrial Development Corporation (CIDC), discretely presented component units.

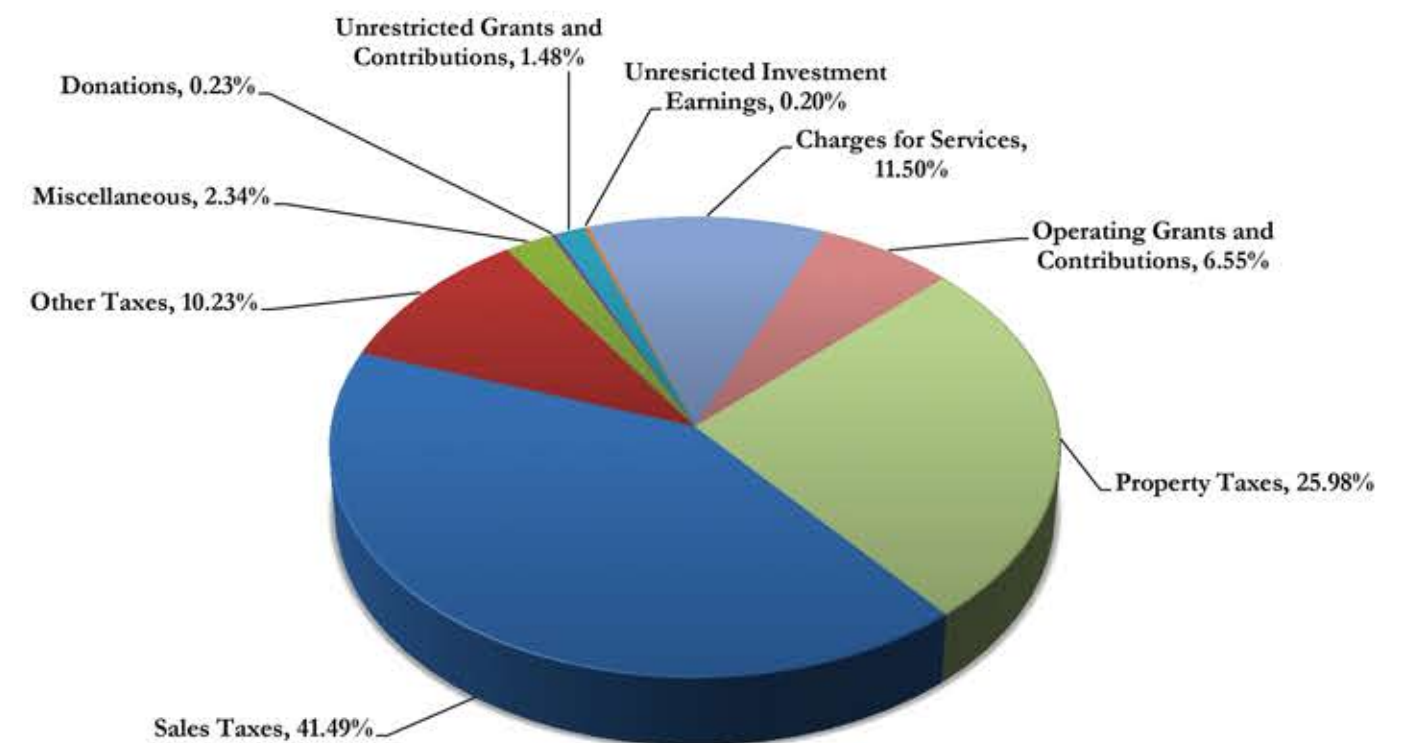
## Bond Ratings

<b>Moody's</b> <b>Aa2 - General Obligation</b> <b>Aa3 - Revenue Bonds</b>  Continued growth in residential, commercial, and light industrial development. Increase in tax base due to newly annexed property. Sound financial operations and healthy reserves.	<b>Standard &amp; Poor's</b> <b>AA Stable - General Obligation</b> <b>AA Stable - Revenue Bonds</b>  Strong regional and local economy. Very strong financial position.
----------------------------------------------------------------------------------------------------------------------------------------------------------------------------------------------------------------------------------------------------------------------------	-------------------------------------------------------------------------------------------------------------------------------------------------------------------------------------

## Expenses and Program Revenues Governmental Activities



## Revenues by Source - Governmental Activities





## Top Ten Area Employers



## Top Ten Taxpayers



Source: Montgomery Central Appraisal District.

## Popular Annual Financial Report

The Popular Annual Financial Report (PAFR) is intended to summarize and simplify the statistical, economic, and financial information contained in the 2015 Comprehensive Annual Financial Report (CAFR). The CAFR was prepared in conformance with generally accepted accounting principles (GAAP) and was independently audited by Hereford, Lynch, Sellars, & Kirkham, P.C. The PAFR, while unaudited, provides a brief analysis of where the City's revenues come from and where the dollars are spent as well as trends and details on the local economy. It is presented as a means of increasing public awareness about the City's financial condition through a more user-friendly presentation. For a more detailed, GAAP basis, full disclosure review of the individual funds and component units, please refer to the City's CAFR that is accessible through the City's website:

[www.CityofConroe.org/FinancialTransparency](http://www.CityofConroe.org/FinancialTransparency)

## Financial Awards

### Distinguished Budget Presentation Award



The Government Finance Officers Association of the United States and Canada (GFOA) presented an award of Distinguished Presentation to the City of Conroe for its annual budget for the fiscal year beginning October 1, 2014.

In order to receive this award, a governmental unit must publish a budget document that meets program criteria as a policy document, as an operations guide, as a financial plan, and as a communication device.



### Texas Comptroller Leadership Circle Platinum Member

For continued progress toward achieving financial transparency. The Texas Comptroller's Leadership Circle program recognizes local governments across Texas that are striving to meet a high standard for financial transparency online. Your efforts to provide citizens with clear, consistent pictures of spending and share information in a user-friendly format have paved the way for achieving greater financial transparency.





# CONROE BY THE NUMBERS 2016

**Administrative Department**  
936-522-3001

**City Secretary**  
936-522-3010

**Community Development**  
936-522-3600

**Conroe Convention & Visitors Bureau**  
936-522-3500

**Greater Conroe Economic Development Council**  
936-538-7118

**Finance**  
936-522-3040

**Fire Department**  
936-522-3080

**Human Resources**  
936-522-3150

**Legal Department**  
936-522-3030

**Municipal Court**  
936-522-3380

**Parks & Recreation**  
Administration Office: 936-522-3842  
C.K. Ray Recreation Center: 936-522-3900  
Conroe Aquatic Center: 936-522-3930  
Oscar Johnson, Jr. Community Center: 936-522-3960

**Police Department**  
936-522-3200

**Public Works**  
936-522-3885

[www.CityofConroe.org](http://www.CityofConroe.org)

