



# REVENUE COMPARISONS

AS OF MAY 31, 2023

COUNTYWIDE SALES TAX

CITY SALES TAX

WATER SALES

SEWER SALES

CONSTRUCTION DUMPSTERS

REFUSE COLLECTION FEES

REFUSE LANDFILL FEES

# CITY OF CRAIG COUNTYWIDE SALES TAX

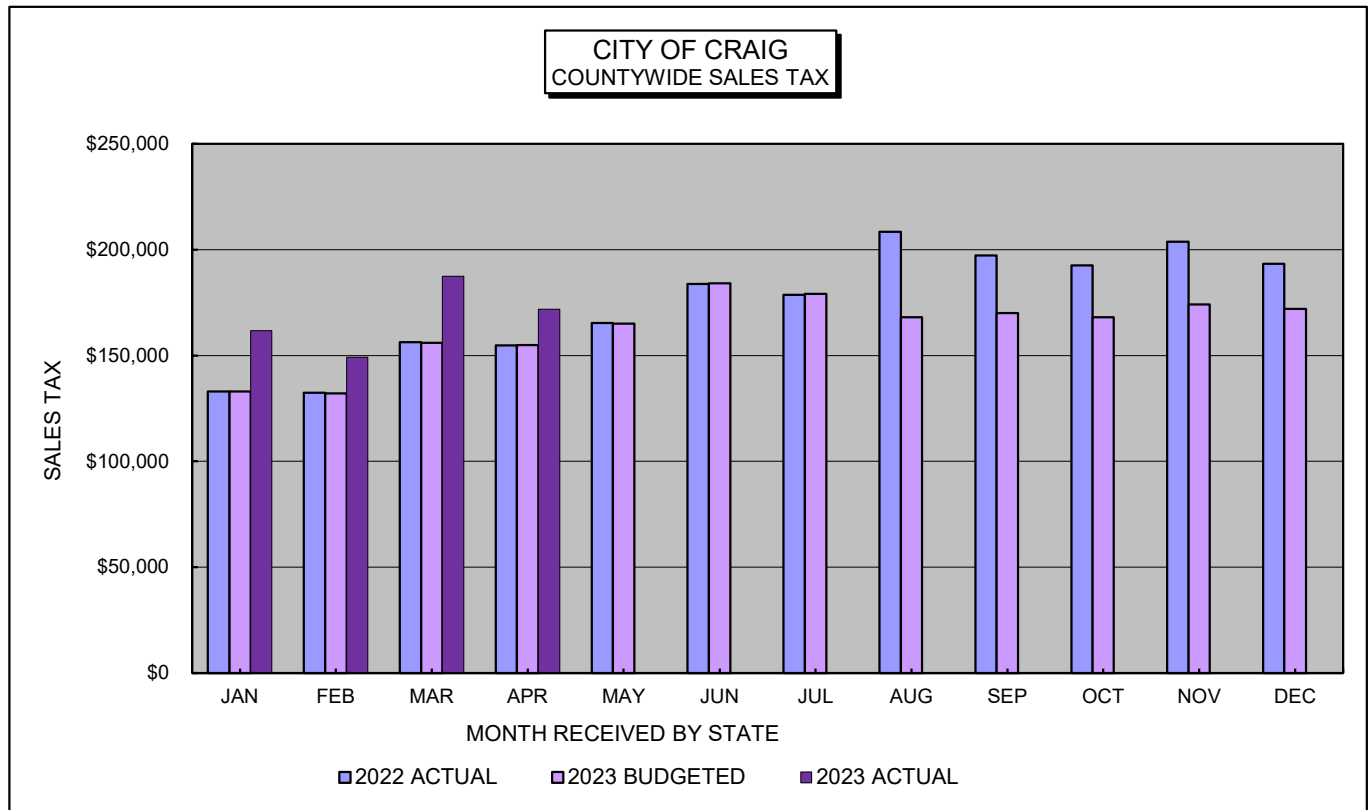
MONTH OF SALES	MONTH RECEIVED BY STATE	MONTH RECEIVED BY CITY	37.50% YEAR 2020 ACTUAL	37.50% YEAR 2021 ACTUAL	37.50% YEAR 2022 ACTUAL	37.50% YEAR 2023 BUDGETED	37.50% YEAR 2023 ACTUAL	% CHANGE RECEIVED 2023/2022
JAN	FEB	MAR	\$113,058.26	\$134,678.67	\$132,989.73	\$133,000.00	<b>\$161,792.63</b>	<b>21.66%</b>
FEB	MAR	APR	\$107,790.48	\$122,597.68	\$132,317.27	\$132,000.00	<b>\$149,185.05</b>	<b>12.75%</b>
MAR	APR	MAY	\$125,856.84	\$132,259.23	\$156,267.73	\$156,000.00	<b>\$187,504.50</b>	<b>19.99%</b>
APR	MAY	JUN	\$130,367.82	\$143,893.92	\$154,666.74	\$155,000.00	<b>\$171,824.74</b>	<b>11.09%</b>
MAY	JUN	JUL	\$157,114.15	\$163,710.06	\$165,212.19	\$165,000.00		<b>-100.00%</b>
JUN	JUL	AUG	\$152,728.54	\$160,225.15	\$183,771.88	\$184,000.00		<b>-100.00%</b>
JUL	AUG	SEP	\$145,952.19	\$170,993.23	\$178,536.43	\$179,000.00		<b>-100.00%</b>
AUG	SEP	OCT	\$141,416.74	\$168,181.89	\$208,423.30	\$168,000.00		<b>-100.00%</b>
SEP	OCT	NOV	\$144,812.18	\$169,574.96	\$197,217.28	\$170,000.00		<b>-100.00%</b>
OCT	NOV	DEC	\$168,552.16	\$167,688.70	\$192,533.00	\$168,000.00		<b>-100.00%</b>
NOV	DEC	JAN	\$149,024.73	\$174,353.22	\$203,685.30	\$174,000.00		<b>-100.00%</b>
DEC	JAN	FEB	\$158,356.52	\$172,138.28	\$193,175.01	\$172,000.00		<b>-100.00%</b>
TOTAL YEAR-TO-DATE			\$1,695,030.61	\$1,880,294.99	\$2,098,795.86	\$1,956,000.00	\$670,306.92	

## Actual vs Actual

Y-T-D Percentage Change	10.90%	10.93%	11.62%	-6.80%	16.32%
Y-T- D Dollar Change					\$94,065.45

## Budget vs Actual

Y-T-D Percentage Change					16.37%
Y-T- D Dollar Change					\$94,306.92



The monthly amount of Sales Tax received will reflect prior months collections due to delinquent filings, and also don't reflect those that have not yet filed. Therefore, the amount and percentage change between current and prior year totals, only represents the amount and percentage collected. It is not a reflection of an increase or decrease in sales activities.

# CITY OF CRAIG CITY SALES TAX

MONTH OF SALES	MONTH RECEIVED BY CITY	4.00%	4.00%	4.00%	4.00%	% CHANGE RECEIVED 2023/2022	2023 ACTUAL vs BUDGETED
		YEAR 2021 ACTUAL	YEAR 2022 ACTUAL	YEAR 2023 BUDGETED	YEAR 2023 ACTUAL		
JAN	FEB	\$553,874.00	\$586,980.61	\$577,000.00	<b>\$672,894.95</b>	14.64%	16.62%
FEB	MAR	\$537,623.00	\$624,104.96	\$614,000.00	<b>\$653,244.44</b>	4.67%	6.39%
MAR	APR	\$619,335.00	\$712,604.80	\$703,000.00	<b>\$779,925.00</b>	9.45%	10.94%
APR	MAY	\$628,951.75	\$670,352.16	\$660,000.00	<b>\$734,110.99</b>	9.51%	11.23%
MAY	JUN	\$688,436.40	\$750,716.70	\$741,000.00	<b>\$758,647.54</b>	1.06%	2.38%
JUN	JUL	\$714,659.86	\$814,120.53	\$804,000.00		-100.00%	-100.00%
JUL	AUG	\$722,116.62	\$805,634.10	\$795,600.00		-100.00%	-100.00%
AUG	SEP	\$716,092.05	\$785,636.13	\$749,000.00		-100.00%	-100.00%
SEP	OCT	\$724,309.31	\$894,660.39	\$758,000.00		-100.00%	-100.00%
OCT	NOV	\$744,596.57	\$852,684.87	\$779,000.00		-100.00%	-100.00%
NOV	DEC	\$711,869.52	\$810,991.24	\$745,000.00		-100.00%	-100.00%
DEC	JAN	\$858,967.29	\$1,004,986.75	\$901,000.00		-100.00%	-100.00%

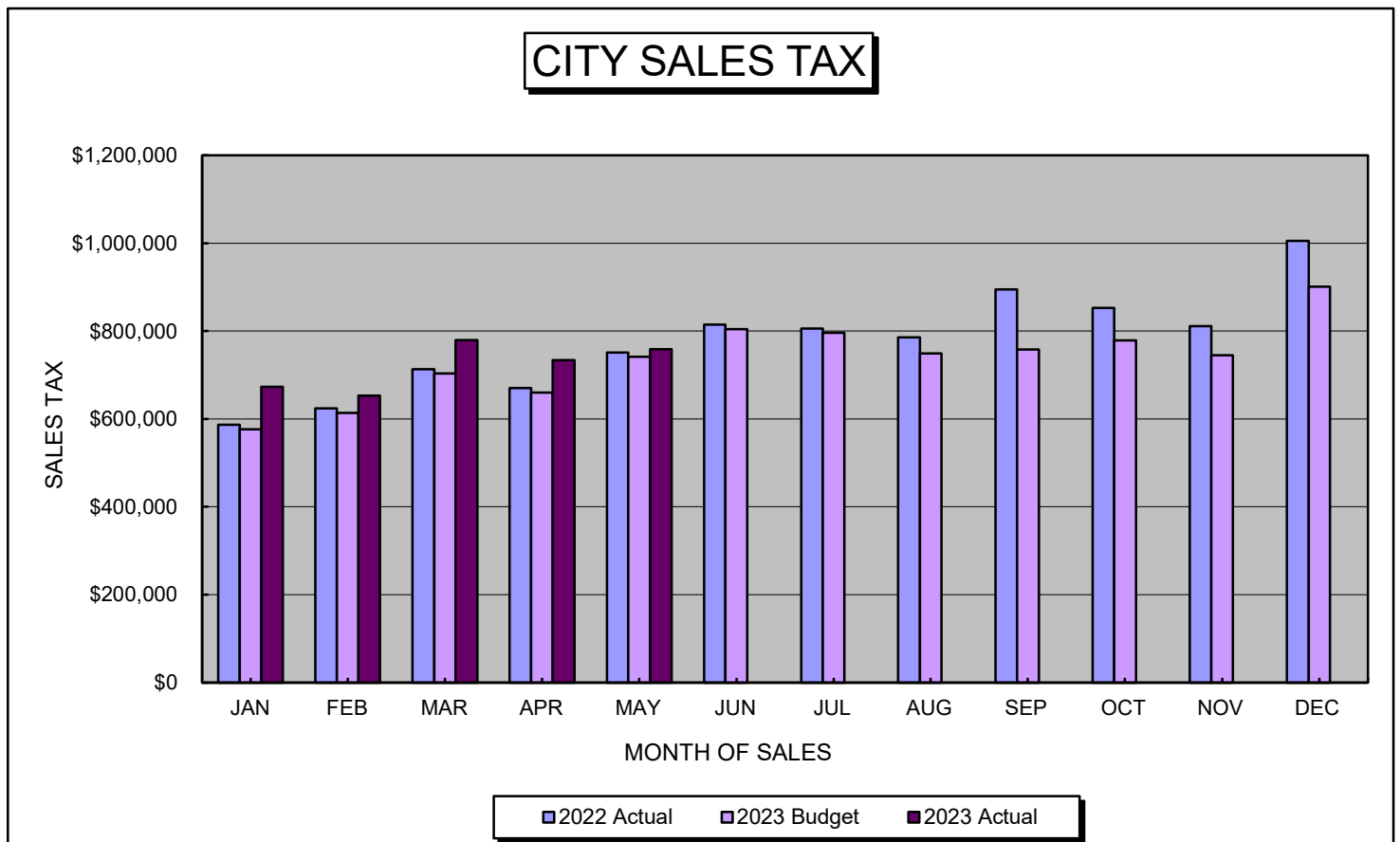
TOTAL YEAR-TO-DATE	<b>\$8,220,831.37</b>	<b>\$9,313,473.24</b>	<b>\$8,826,600.00</b>	<b>\$3,598,822.92</b>
--------------------	-----------------------	-----------------------	-----------------------	-----------------------

## Actual vs Actual

Y-T-D Percentage Change	13.12%	13.29%	-5.23%	7.60%
Y-T- D Dollar Change				\$254,063.69

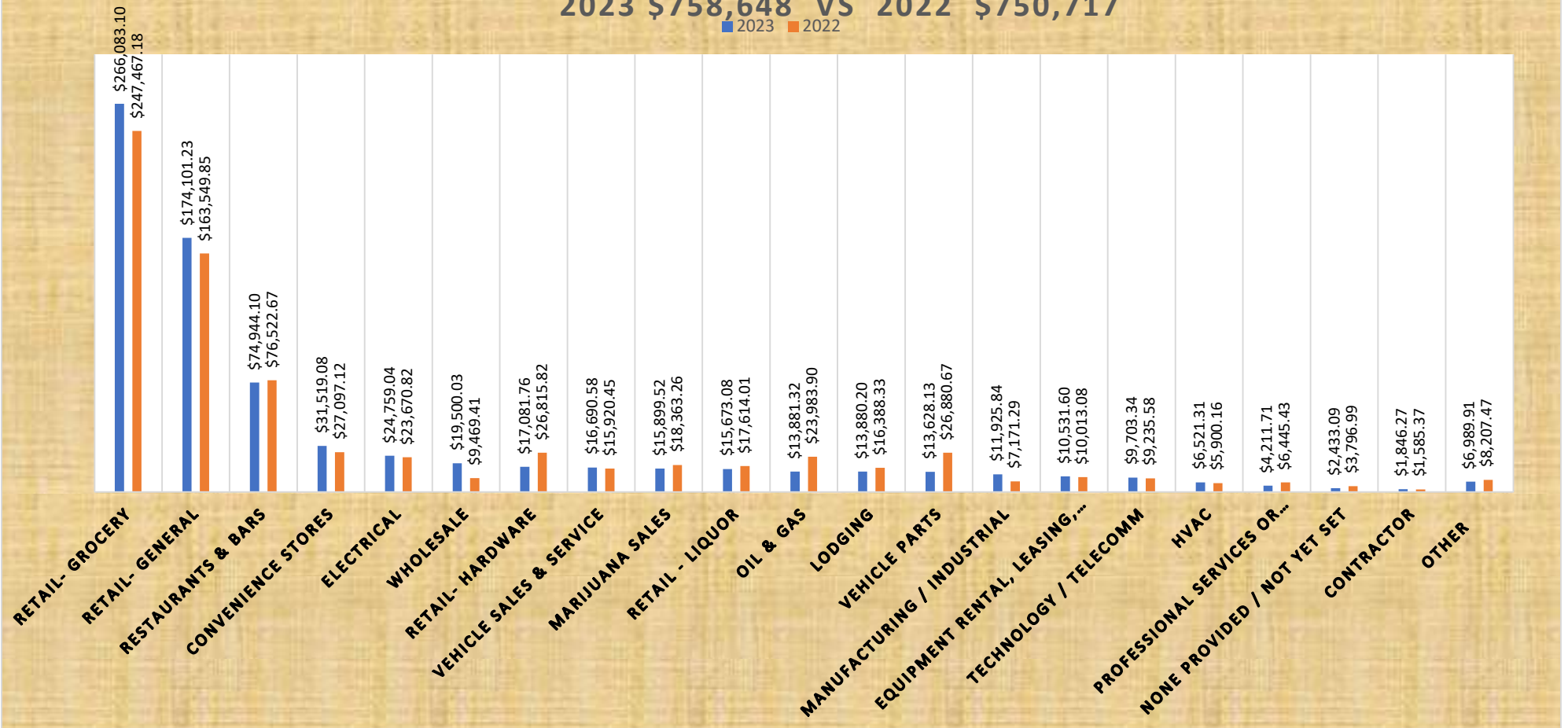
## Actual vs Budgeted

Y-T-D Percentage Change	9.22%
Y-T- D Dollar Change	\$303,822.92

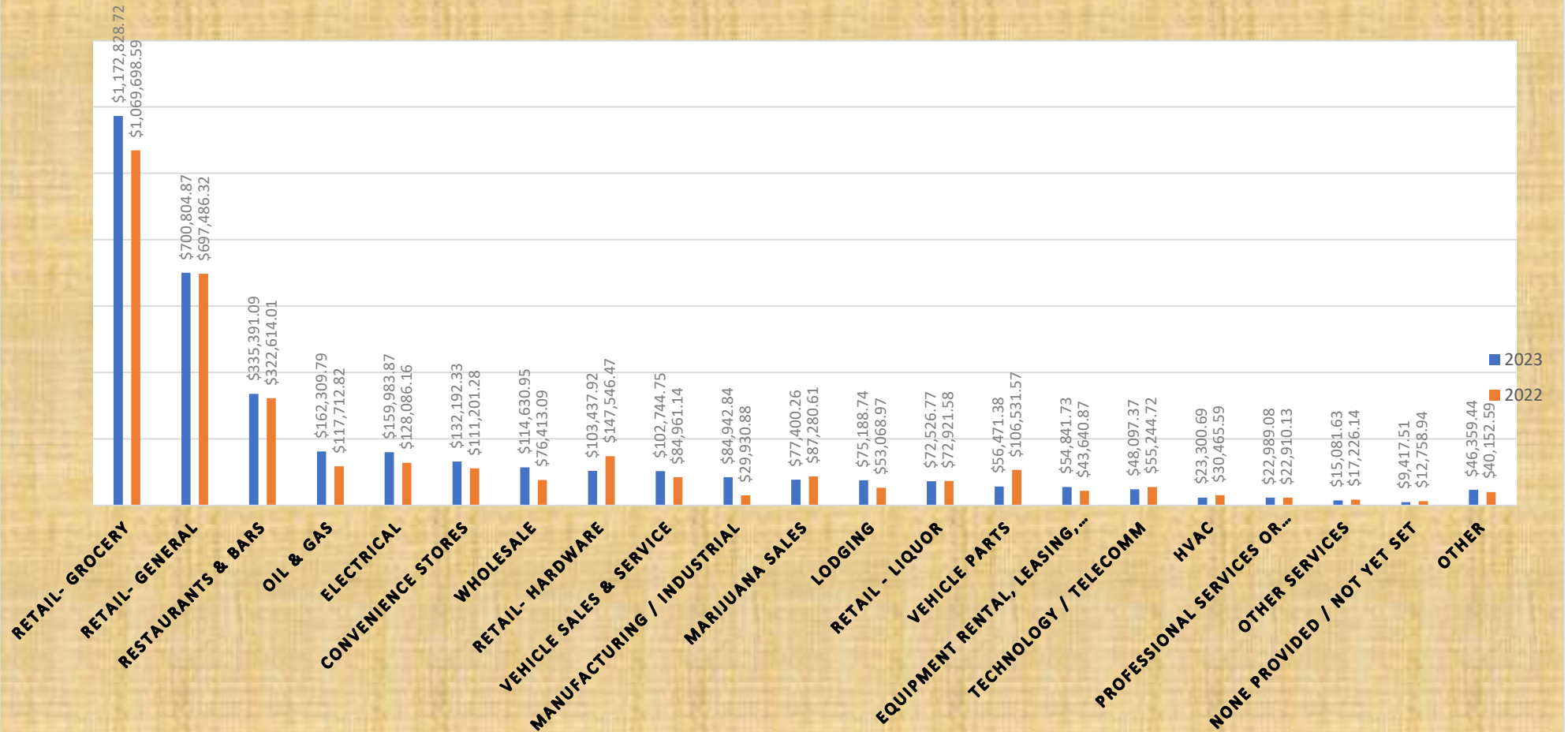


## 2023 VS 2022 MAY CITY SALES TAXES

2023 \$758,648 VS 2022 \$750,717



# 2023 VS 2022 JANUARY-MAY CITY SALES TAXES 2023 \$3,598,823 VS 2022 \$3,344,759



**CITY OF CRAIG  
WATER FUND  
REVENUES FROM WATER SALES**

\$30.30                      \$30.90                      \$31.50                      \$31.50  
\$3.10/1,000 gals.    \$3.15/1,000 gals.    \$3.20/1,000 gals.    \$3.20/1,000 gals.

MONTH OF SALES	MONTH BILLED	YEAR 2021 ACTUAL	YEAR 2022 ACTUAL	YEAR 2023 BUDGETED	YEAR 2023 ACTUAL	% CHANGES 2023/2022
JAN	JAN	\$214,613.08	\$208,713.22	\$219,463.42	<b>\$224,263.94</b>	<b>7.45%</b>
FEB	FEB	\$202,697.08	\$205,477.04	\$209,414.88	<b>\$215,115.98</b>	<b>4.69%</b>
MAR	MAR	\$202,938.20	\$212,876.99	\$211,614.71	<b>\$215,800.72</b>	<b>1.37%</b>
APR	APR	\$207,424.75	\$216,243.19	\$212,664.30	<b>\$231,947.28</b>	<b>7.26%</b>
MAY	MAY	\$244,676.34	\$233,241.70	\$243,832.49	<b>\$242,006.08</b>	<b>3.76%</b>
JUN	JUN	\$404,373.40	\$321,092.17	\$346,373.54		<b>-100.00%</b>
JUL	JUL	\$413,303.75	\$373,769.29	\$380,574.91		<b>-100.00%</b>
AUG	AUG	\$355,625.41	\$371,802.00	\$388,102.73		<b>-100.00%</b>
SEP	SEP	\$347,047.26	\$324,608.02	\$349,991.80		<b>-100.00%</b>
OCT	OCT	\$226,081.72	\$236,219.03	\$253,966.90		<b>-100.00%</b>
NOV	NOV	\$205,109.68	\$212,468.04	\$213,463.96		<b>-100.00%</b>
DEC	DEC	\$212,273.37	\$215,019.40	\$217,536.36		<b>-100.00%</b>

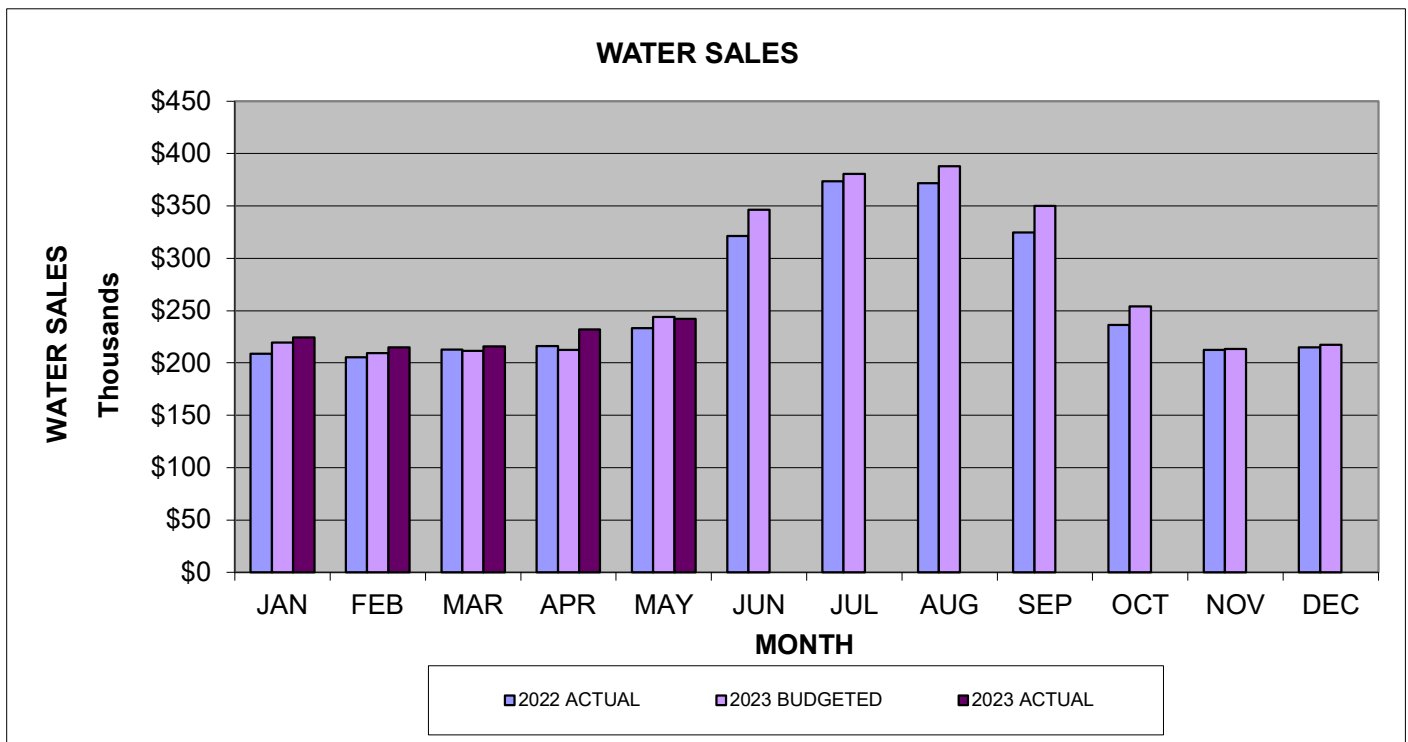
TOTAL YEAR-TO-DATE	\$3,236,164.04	\$3,131,530.09	\$3,247,000.00	\$1,129,134.00
--------------------	----------------	----------------	----------------	----------------

Actual vs Actual

Y-T-D Percentage Change	4.21%	-3.23%	3.69%	4.88%
Y-T- D Dollar Change				\$52,581.86

Actual vs Budgeted

Y-T-D Percentage Change				3.77%
Y-T- D Dollar Change				\$32,144.20



**CITY OF CRAIG  
WASTEWATER FUND  
REVENUES FROM SEWER FEES**

MONTH OF SALES	MONTH BILLED	\$33.90 \$1.65/th. gal.	\$34.90 \$1.70/th. gal.	\$35.95 \$1.75/th. gal.	\$35.95 \$1.75/th. gal.	% CHANGE 2023/2022
		YEAR 2021 ACTUAL	YEAR 2022 ACTUAL	YEAR 2023 BUDGETED	YEAR 2023 ACTUAL	
JAN	JAN	\$156,526.81	\$163,351.44	\$166,235.47	<b>\$173,431.26</b>	<b>6.17%</b>
FEB	FEB	\$155,834.31	\$162,669.84	\$164,896.45	<b>\$172,122.53</b>	<b>5.81%</b>
MAR	MAR	\$156,472.59	\$163,184.80	\$165,864.64	<b>\$170,604.66</b>	<b>4.55%</b>
APR	APR	\$156,144.60	\$163,732.16	\$166,000.17	<b>\$176,306.25</b>	<b>7.68%</b>
MAY	MAY	\$162,933.96	\$168,100.20	\$170,958.77	<b>\$172,965.93</b>	<b>2.89%</b>
JUN	JUN	\$166,856.66	\$170,500.80	\$173,380.80		<b>-100.00%</b>
JUL	JUL	\$168,005.67	\$172,181.80	\$175,099.76		<b>-100.00%</b>
AUG	AUG	\$165,557.06	\$174,221.26	\$176,291.06		<b>-100.00%</b>
SEP	SEP	\$176,706.20	\$179,061.44	\$184,653.99		<b>-100.00%</b>
OCT	OCT	\$162,535.67	\$169,491.47	\$173,432.12		<b>-100.00%</b>
NOV	NOV	\$158,299.35	\$166,250.80	\$167,440.62		<b>-100.00%</b>
DEC	DEC	\$158,838.92	\$165,936.73	\$167,046.15		<b>-100.00%</b>

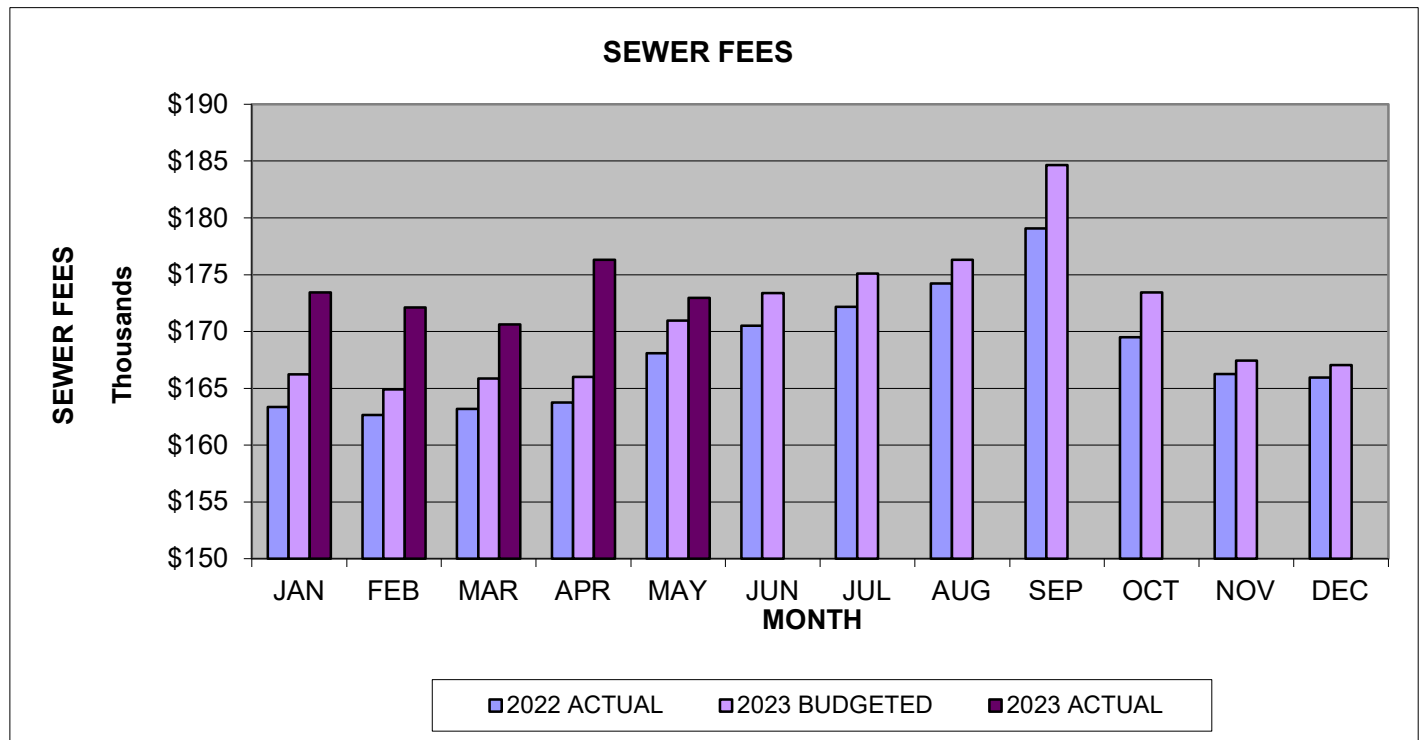
TOTAL YEAR-TO-DATE	\$1,944,711.80	\$2,018,682.74	\$2,051,300.00	\$865,430.63
--------------------	----------------	----------------	----------------	--------------

Actual vs Actual

Y-T-D Percentage Change	3.95%	3.80%	1.62%	5.41%
Y-T- D Dollar Change				\$44,392.19

Actual vs Budgeted

Y-T-D Percentage Change				3.77%
Y-T- D Dollar Change				\$31,475.13



CITY OF CRAIG  
**SOLID WASTE FUND**  
 REVENUES FROM CONSTRUCTION DUMPSTERS

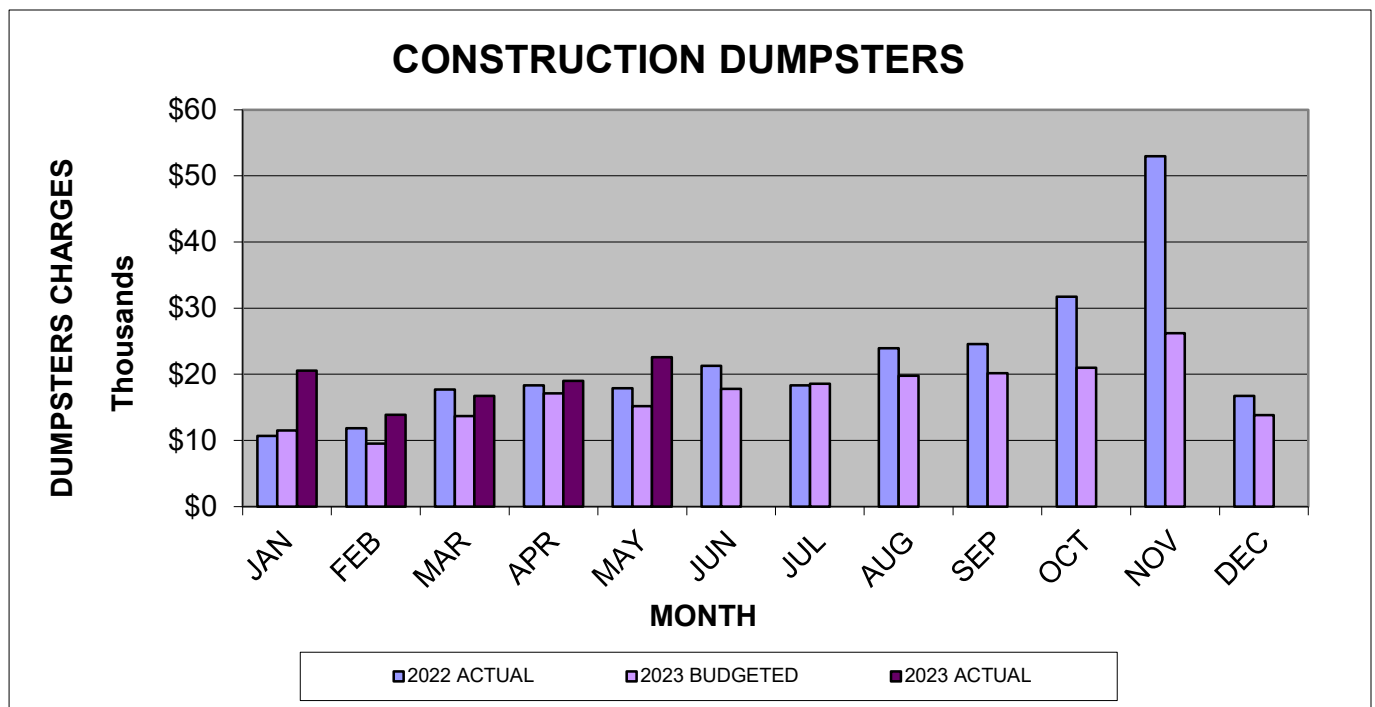
MONTH OF SALES	MONTH BILLED	YEAR 2021 ACTUAL	YEAR 2022 ACTUAL	YEAR 2023 BUDGETED	YEAR 2023 ACTUAL	% CHANGE 2023/2022
JAN	JAN	\$16,148.59	\$10,707.24	\$11,500.00	<b>\$20,539.64</b>	<b>91.83%</b>
FEB	FEB	\$12,106.99	\$11,839.74	\$9,500.00	<b>\$13,865.74</b>	<b>17.11%</b>
MAR	MAR	\$13,641.89	\$17,692.74	\$13,700.00	<b>\$16,712.74</b>	<b>-5.54%</b>
APR	APR	\$16,898.09	\$18,322.24	\$17,100.00	<b>\$19,046.14</b>	<b>3.95%</b>
MAY	MAY	\$14,636.79	\$17,853.04	\$15,200.00	<b>\$22,586.79</b>	<b>26.52%</b>
JUN	JUN	\$15,716.49	\$21,282.75	\$17,800.00		<b>-100.00%</b>
JUL	JUL	\$16,080.49	\$18,334.69	\$18,600.00		<b>-100.00%</b>
AUG	AUG	\$17,640.14	\$23,908.79	\$19,800.00		<b>-100.00%</b>
SEP	SEP	\$23,607.79	\$24,535.39	\$20,200.00		<b>-100.00%</b>
OCT	OCT	\$29,149.64	\$31,712.55	\$21,000.00		<b>-100.00%</b>
NOV	NOV	\$42,831.39	\$52,955.69	\$26,200.00		<b>-100.00%</b>
DEC	DEC	\$15,656.74	\$16,705.94	\$13,800.00		<b>-100.00%</b>
TOTAL YEAR-TO-DATE		\$234,115.03	\$265,850.80	\$204,400.00	\$92,751.05	

Actual vs Actual

Y-T-D Percentage Change	19.72%	13.56%	-23.11%	21.38%
Y-T- D Dollar Change				\$16,336.05

Actual vs Budgeted

Y-T-D Percentage Change	38.43%
Y-T- D Dollar Change	\$25,751.05



\$11.00	\$11.00	\$11.00	\$11.00
---------	---------	---------	---------

TOTAL YEAR-TO-DATE	\$779,787.18	\$803,005.75	\$795,500.00	\$340,733.61
--------------------	--------------	--------------	--------------	--------------

Y-T-D Percentage Change	3.83%	0.00%	-0.93%	2.77%
Y-T- D Dollar Change				\$9,196.31

Y-T-D Percentage Change	2.77%
Y-T- D Dollar Change	\$9,196.31



**CITY OF CRAIG  
SOLID WASTE FUND  
REVENUES FROM LANDFILL FEES**

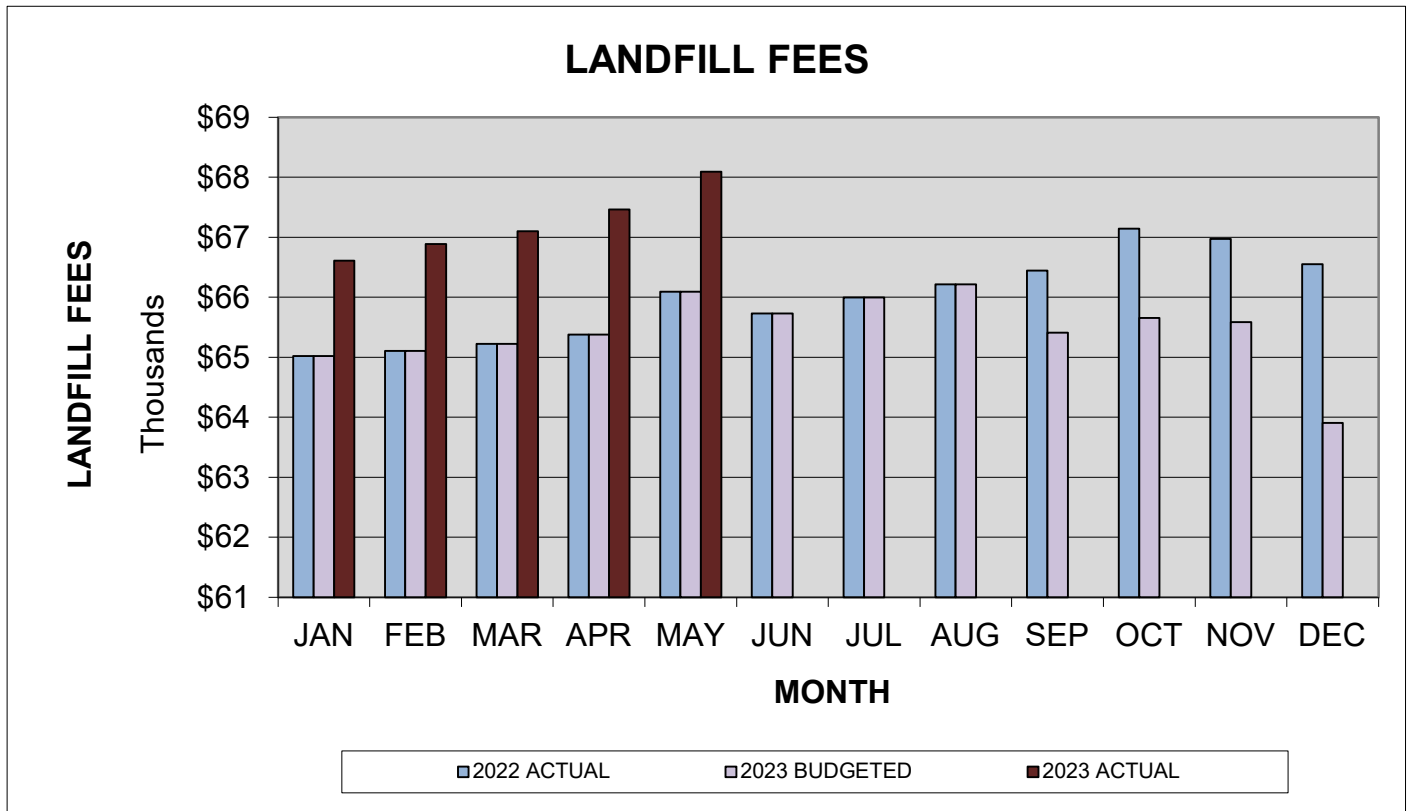
	\$11.50	\$11.50	\$11.50	\$11.50	
MONTH OF SALES	YEAR 2021 ACTUAL	YEAR 2022 ACTUAL	YEAR 2023 BUDGETED	YEAR 2023 ACTUAL	% CHANGE 2023/2022
JAN	\$61,424.41	\$65,017.14	65,017.14	<b>\$66,607.53</b>	<b>2.45%</b>
FEB	\$63,219.91	\$65,104.09	65,104.09	<b>\$66,884.63</b>	<b>2.73%</b>
MAR	\$60,004.52	\$65,224.42	65,224.42	<b>\$67,100.11</b>	<b>2.88%</b>
APR	\$63,765.02	\$65,376.40	65,376.40	<b>\$67,464.60</b>	<b>3.19%</b>
MAY	\$64,447.63	\$66,091.92	66,091.92	<b>\$68,089.08</b>	<b>3.02%</b>
JUN	\$64,132.36	\$65,727.98	65,727.98		<b>-100.00%</b>
JUL	\$64,311.70	\$65,997.20	65,997.20		<b>-100.00%</b>
AUG	\$64,603.45	\$66,212.71	66,212.71		<b>-100.00%</b>
SEP	\$65,408.73	\$66,444.66	65,408.73		<b>-100.00%</b>
OCT	\$65,653.82	\$67,140.13	65,653.82		<b>-100.00%</b>
NOV	\$65,583.20	\$66,971.05	65,583.20		<b>-100.00%</b>
DEC	\$63,888.63	\$66,552.38	63,902.39		<b>-100.00%</b>
TOTAL YEAR-TO-DATE	\$766,443.38	\$791,860.08	\$785,300.00	\$336,145.95	

Actual vs Actual

Y-T-D Percentage Change	14.03%	3.32%	-0.83%	2.86%
Y-T- D Dollar Change				\$9,331.98

Actual vs Budgeted

Y-T-D Percentage Change				2.86%
Y-T- D Dollar Change				\$9,331.98





## FINANCIAL SUMMARY

AS OF MAY 31, 2023

GENERAL FUND - Summary

GENERAL FUND - Detail Revenue

CAPITAL PROJECTS FUND – Summary

MUSEUM FUND – Summary

WATER FUND - Summary

WASTEWATER FUND - Summary

SOLID WASTE FUND - Summary

MEDICAL BENEFITS FUND – Summary

HOUSING AUTHORITY – Summary

CRAIG URBAN RENEWAL AUTHORITY - Summary

INVESTMENTS OF CITY FUNDS

CAPITAL PROJECTS YEAR TO DATE TRACKING

CITY OF CRAIG 2023 BUDGET GENERAL FUND BUDGET SUMMARY				
DESCRIPTION	Revised 2023 Budget	MONTH OF MAY	2023 ACTUAL YTD	PERCENT YTD
<b>BEGINNING FUND BALANCE:</b>				
Reserved-Tabor Act	308,940		370,360	
Unspendable (Inven.&CompAbsence)				
Restricted Funds				
Zoning Lieu of Land	42,000		42,000	
Conservation Trust	365,000		374,762	
Reserved for Operations 25%	2,574,500		3,086,331	
Unreserved-Undesignated	12,075,745		13,133,434	
<b>TOTAL Beginning Fund Balance</b>	<b>15,366,185</b>		<b>17,006,886</b>	
<b>REVENUES:</b>				
Taxes	12,628,810	1,225,265	5,268,739	41.7%
Licenses & Permits	120,700	18,747	69,966	58.0%
Intergovernmental	11,423,198	83,742	211,263	1.8%
Charges for Services	270,225	18,954	102,107	37.8%
Fines & Costs	50,000	3,776	37,636	75.3%
Miscellaneous	174,200	81,077	359,357	206.3%
Contributions	140,000	0	82,500	58.9%
Others	155,000	0	0	0.0%
<b>TOTAL Revenues</b>	<b>24,962,133</b>	<b>1,431,561</b>	<b>6,131,568</b>	<b>24.6%</b>
<b>EXPENDITURES:</b>				
41 COUNCIL	236,810	15,967	89,938	38.0%
42 LEGAL	164,800	7,465	41,200	25.0%
43 JUDICIAL	156,250	10,097	52,002	33.3%
44 ADMINISTRATION	301,470	20,037	119,723	39.7%
45 CITY CLERK/PERSONNEL	280,610	14,670	86,151	30.7%
46 PUBLIC WORKS	121,100	6,158	37,442	30.9%
47 GENERAL SERVICES	109,530	10,159	41,896	38.3%
48 FINANCE/ACCOUNTING	538,510	45,910	166,425	30.9%
49 COMMUNITY DEVELOPMENT	341,050	15,376	81,513	23.9%
50 BUILDING MAINTENANCE	112,430	9,026	42,491	37.8%
51 POLICE	3,797,035	279,200	1,582,847	41.7%
52 ECONOMIC DEVELOPMENT	188,730	14,636	77,386	41.0%
64 ROAD & BRIDGE	2,662,980	167,968	975,489	36.6%
70 PARKS & RECREATION	2,299,525	138,477	638,934	27.8%
PARKS	1,351,560	80,717	418,292	30.9%
POOL	467,705	40,597	102,612	21.9%
RECREATION	480,260	17,162	118,030	24.6%
75 CENTER OF CRAIG	36,100	2,064	17,515	48.5%
76 YAMPA BUILDING	92,330	3,429	24,251	26.3%
TRANSFERS	370,000	0	370,000	0.0%
<b>TOTAL O&amp;M Expenditures</b>	<b>11,809,260</b>	<b>760,642</b>	<b>4,445,208</b>	<b>37.6%</b>
<b>TOTAL REVENUES LESS O&amp;M EXPENDITURES</b>	<b>13,152,873</b>		<b>1,686,360</b>	
<b>CAPITAL OUTLAY AND TRANSFERS</b>				
90 CAPITAL OUTLAY	13,405,901	64,124	588,208	
<b>TOTAL CAPITAL OUTLAY &amp; TRANSFERS</b>	<b>13,405,901</b>	<b>64,124</b>	<b>588,208</b>	<b>4.4%</b>
<b>TOTAL O&amp;M EXPENDITURES &amp; CAP. OUTLAY</b>	<b>25,215,161</b>	<b>824,766</b>	<b>5,033,416</b>	<b>20.0%</b>
<b>TOTAL REVENUES VS TOTAL EXPENDITURES</b>	<b>(253,028)</b>	<b>606,795</b>	<b>1,098,152</b>	
<b>ENDING FUND BALANCE:</b>				
Reserved-Tabor Act	314,120		370,360	
Unspendable (Inven.&CompAbsence)				
Restricted Funds				
Zoning Lieu of Land	0		42,000	
Conservation Trust	0		374,762	
Reserved for Operations 25%	2,617,663		3,086,331	25%
Unreserved-Undesignated	12,181,374		14,231,585	121%
<b>TOTAL Ending Fund Balance</b>	<b>15,113,157</b>		<b>18,105,037</b>	

CITY OF CRAIG 2023 BUDGET GENERAL FUND - DETAILED REVENUE SUMMARY					
Acct No	Account Description	2023 Budget	MONTH OF MAY	2023 ACTUAL YTD	PERCENT YTD
<b>GENERAL FUND</b>					
<b>TAXES</b>					
10-31-10000	PROPERTY TAXES	1,316,710	349,422	830,828	63.1%
10-31-11000	PROPERTY TAXES DELINQUE	0	0	(197)	#DIV/0!
10-31-20000	SPEC OWNERSHIP TAX	120,000	8,566	36,905	30.8%
10-31-30000	COUNTY SALES TAX	1,956,000		670,306	34.3%
10-31-40000	CIGARETTE TAX	12,000	782	3,770	31.4%
10-31-45000	MARIJUANA STATE SALES TAX	75,000	6,280	19,339	25.8%
10-31-50000	CITY SALES TAX	8,826,600	758,648	3,598,823	40.8%
10-31-50001	SALES TAX - PENAL/INT	20,000	869	7,395	37.0%
10-31-55000	SPEC EVENTS SALES TAX	1,500	93	959	64.0%
10-31-60000	UTILITY BUSINESS TAX	300,000	100,585	100,585	33.5%
10-31-90000	INT & PEN ON PROPERTY T	1,000	20	25	2.5%
	<b>TAXES Totals:</b>	<b>12,628,810</b>	<b>1,225,265</b>	<b>5,268,739</b>	<b>41.7%</b>
<b>LICENSES &amp; PERMITS</b>					
10-32-12000	LICENSE/FEEES LIQUOR	6,200	4,700	6,523	105.2%
10-32-12001	LICENSE/FEEES MARIJUANA	29,500	0	7,000	23.7%
10-32-12200	LICENSE/FEEES PLANNING F	1,000	900	1,900	190.0%
10-32-12300	LICENSE/FEEES BLDG PERMI	50,000	8,919	33,186	66.4%
10-32-12301	LICENSES/FEEES COUNTY	30,000	4,058	19,957	66.5%
10-32-12400	LICENSE/FEEES ANIMAL	1,000	50	646	64.6%
10-32-12500	REMITTANCE FEES SALES TAX	1,000	85	410	41.0%
10-32-20000	OTHER PERMITS	2,000	35	345	17.3%
	<b>LICENSES &amp; PERMITS Totals:</b>	<b>120,700</b>	<b>18,747</b>	<b>69,966</b>	<b>58.0%</b>
<b>INTERGOVERNEMENTAL</b>					
10-33-10000	GRANTS	978,800	0	0	0.0%
10-33-10800	GRANTS EDA (YAMPA RIVER)	4,065,350	1,712	1,712	0.0%
10-33-10801	GRANTS-OEDIT	38,980	0	0	0.0%
10-33-13300	GRANTS GOCO	500,000	0	0	0.0%
10-33-13400	GRANTS CDOT	576,498	16,222	41,941	7.3%
10-33-13502	GRANTS DOLA-SOLAR PLANNIN	2,265,000	0	0	0.0%
10-33-13504	GRANTS DOLA - COVID RELIEF	884,250	0	0	0.0%
10-33-13900	GRANTS EPA	90,000	27,332	27,332	30.4%
10-33-16300	GRANTS MISC PARK GRANTS	760,920	0	0	0.0%
10-33-20000	MINERAL LEASE FUNDS	300,000	0	0	0.0%
10-33-30000	VIN INSP FEES	2,500	200	600	24.0%
10-33-53600	INT GOVT HWY USERS TAX	310,900	30,532	94,990	30.6%
10-33-53700	INT GOVT CONSERVATION T	110,000	0	36,944	33.6%
10-33-53800	INT GOVT MV REGISTRATIO	40,000	7,744	7,744	19.4%
10-33-60000	SEVERANCE TAXES	500,000	0	0	0.0%
	<b>INTERGOVERNMENTAL Totals:</b>	<b>11,423,198</b>	<b>83,742</b>	<b>211,263</b>	<b>1.8%</b>
<b>CHARGES FOR SERVICES</b>					
10-34-49100	CHARGES SXO REGISTRATION	1,500	250	700	46.7%
10-34-54000	PARKS & REC MISCELLANEO	0	170	305	#DIV/0!
10-34-60000	MISC PARK FEES	4,700	150	1,717	36.5%
10-34-64366	ASPHALT PATCHING	0	512	1,491	#DIV/0!
10-34-74300	POOL ADMISSIONS	40,000	432	682	1.7%
10-34-74400	POOL PRIVATE PARTY	1,000	150	950	95.0%
10-34-74500	POOL SWIM LESSONS	15,000	2,300	9,800	65.3%

CITY OF CRAIG 2023 BUDGET GENERAL FUND - DETAILED REVENUE SUMMARY					
Acct No	Account Description	2023 Budget	MONTH OF MAY	2023 ACTUAL YTD	PERCENT YTD
10-34-74600	POOL PASSES	16,500	2,165	2,165	13.1%
10-34-74700	POOL PUNCH PASSES	2,000	130	130	6.5%
10-34-74800	POOL FITNESS	1,000	0	0	0.0%
10-34-74900	POOL COMM ED	0	0	195	#DIV/0!
10-34-75000	POOL CONCESSIONS	20,000	0	0	0.0%
10-34-95400	RECREATION PROGRAM FEES	2,150	0	37	1.7%
10-34-95450	RECREATION SENIOR PROGRAM	20,000	1,810	6,885	34.4%
10-34-95600	RECREATION YOUTH SPORTS	48,500	5,795	30,376	62.6%
10-34-95700	RECREATION ADULT SPORTS	9,000	0	4,150	46.1%
10-34-95800	RECREATION SPECIAL EVEN	2,200	2,035	2,555	116.1%
10-34-95801	RECREATION WTW SPONSORS	32,500	2,000	35,000	107.7%
10-34-95802	RECREATION WTW VENDORS	3,000	880	1,795	59.8%
10-34-95803	RECREATION WTW MERCHAND	5,600	0	0	0.0%
10-34-95804	RECREATION WTW QUICK/SILE	1,500	0	0	0.0%
10-34-95805	RECREATION WTW ADMISSIONS	35,000	50	350	1.0%
10-34-95806	RECREATION WTW BEVERAGE	4,200	0	0	0.0%
10-34-95850	RECREATION SKI CLUB	0	0	2,389	#DIV/0!
10-34-95900	RECREATION SPONSOR FEES	4,875	125	435	8.9%
	CHARGES FOR SVC Totals:	270,225	18,954	102,107	37.8%
FINES & COSTS					
10-35-00000	FINES AND COSTS	50,000	3,490	35,386	70.8%
10-35-52000	CODE ENFORCEMENT - FINES/C	0	286	2,250	#DIV/0!
	FINES & COSTS Totals	50,000	3,776	37,636	75.3%
MISCELLANEOUS					
10-36-00000	MISCELLANEOUS	15,000	1,981	5,605	37.4%
10-36-16000	INTEREST CHECKING	5,000	5,118	19,518	390.4%
10-36-16100	INTEREST INVESTMENTS	80,000	67,691	305,165	381.5%
10-36-20000	RENTS & ROYALTIES	23,000	1,817	6,809	29.6%
10-36-21000	RENTS - YAMPA BLDG	44,400	3,550	18,650	42.0%
10-36-22000	RENTS - CENTER OF CRAIG	6,800	920	3,610	53.1%
	MISCELLANEOUS Totals:	174,200	81,077	359,357	206.3%
CONTRIBUTIONS					
10-37-00000	CONTRIB FROM OTHER GOV	140,000	0	37,500	26.8%
10-37-10000	CONTRIB PRIVATE	0	0	45,000	#DIV/0!
	CONTRIBUTIONS Totals:	140,000	0	82,500	0.0%
OTHER					
10-39-10000	SALE OF ASSETS	20,000	0	0	0.0%
10-39-99000	TRANSFER IN FROM OTHER FUN	135,000	0	0	0.0%
	OTHER Totals:	155,000	0	0	0.0%
GENERAL FUND Totals:		24,962,133	1,431,561	6,131,568	24.6%

CITY OF CRAIG 2023 BUDGET CAPITAL PROJECTS FUND BUDGET SUMMARY				
DESCRIPTION	REVISED 2023 Budget	MONTH OF MAY	2023 ACTUAL YTD	PERCENT YTD
<b>BEGINNING FUND BALANCE:</b>				
Unreserved-Undesignated	468,034		478,015	
<b>TOTAL Beginning Fund Balance</b>	<b>468,034</b>		<b>478,015</b>	
<b>REVENUES:</b>				
20-31-10000 Property Taxes	154,950	39,773	96,422	62.2%
20-31-11000 Property Taxes Delinquent	0	0	(23)	#DIV/0!
20-31-20000 Spec Ownship Taxes	8,800	1,008	4,343	49.3%
20-31-90000 Int & Pen on Property Taxes	0	2	3	#DIV/0!
20-36-16100 Interest Investments	1,500	2,302	9,304	620.2%
<b>TOTAL Revenues</b>	<b>165,250</b>	<b>43,085</b>	<b>110,048</b>	<b>66.6%</b>
<b>EXPENDITURES:</b>				
20-81-56100 Treasurers Fees County	3,200	0	1,133	35.4%
20-81-95000 Capital Construction	200,000	0	0	0.0%
<b>TOTAL Expenditures</b>	<b>203,200</b>	<b>0</b>	<b>1,133</b>	<b>0.6%</b>
<b>SOURCES OF FUNDS VS EXPENDITURES</b>	<b>(37,950)</b>		<b>108,916</b>	
<b>ENDING FUND BALANCE:</b>				
Unreserved-Undesignated	430,084		586,930	
<b>TOTAL Ending Fund Balance</b>	<b>430,084</b>		<b>586,930</b>	

CITY OF CRAIG 2023 BUDGET MUSEUM FUND BUDGET SUMMARY				
DESCRIPTION	REVISED 2023 Budget	MONTH OF MAY	2023 ACTUAL YTD	PERCENT YTD
<b>BEGINNING FUND BALANCE:</b>				
Unspendable (Inventory&CompAbsence)	25,025		25,283	
Reserved for Operations 25%	87,118		87,118	
Resticted Mineral Leases	230,450		0	
Unreserved-Undesignated	0		266,603	
<b>TOTAL Beginning Fund Balance</b>	<b>342,593</b>		<b>379,004</b>	
<b>REVENUES:</b>				
29-33-10000 Grants LMD	13,500	0	0	0.0%
29-34-76000 Donations Walk-in	11,000	953	3,505	31.9%
29-34-76100 Donations Fundraising	25,000	80	2,915	11.7%
29-34-76200 Donations Non-Walk-in	5,000	100	5,392	107.8%
29-34-76500 Donations Memorial Funds	500	0	0	0.0%
29-34-76700 Concessions	18,000	1,159	5,127	28.5%
29-34-76800 Concessions-Donated	1,000	19	730	73.0%
29-36-00000 Miscellaneous	0	0	104	#DIV/0!
29-36-20000 Rents & Royalties	0	0	79	#DIV/0!
29-36-20001 Mineral Royalties	20,000	184	7,945	39.7%
29-39-70000 Transfer In	370,000	0	370,000	100.0%
<b>TOTAL Revenues</b>	<b>464,000</b>	<b>2,495</b>	<b>395,798</b>	<b>85.3%</b>
<b>EXPENDITURES:</b>				
Personal Services	342,560	25,122	137,514	40.1%
Supplies	52,500	1,264	12,490	23.8%
Purchased Services	47,090	2,129	24,625	52.3%
Fixed Charges	12,560	0	6,279	50.0%
Capital Outlay	29,140	4,028	28,313	97.2%
<b>TOTAL Expenditures</b>	<b>483,850</b>	<b>32,542</b>	<b>209,220</b>	<b>43.2%</b>
<b>SOURCES OF FUNDS VS EXPENDITURES</b>	<b>(19,850)</b>		<b>186,578</b>	
<b>ENDING FUND BALANCE:</b>				
Restricted (State/Federal Forfeiture Funds)			0	
Unreserved-Undesignated	322,743		565,582	
<b>TOTAL Ending Fund Balance</b>	<b>322,743</b>		<b>565,582</b>	

CITY OF CRAIG 2023 BUDGET WATER FUND BUDGET SUMMARY				
DESCRIPTION	Revised 2023 Budget	MONTH OF MAY	2023 ACTUAL YTD	PERCENT YTD
<b>BEGINNING FUND BALANCE:</b>				
Reserved for Debt - Series 2018	617,718		390,990	
Reserved for Debt - Loan #W19F422			171,810	
Reserved for Debt - Solar Net Metering				
Uspendable Inventory/Comp Abs	384,586		417,487	
Reserved for Operations 25%	592,845		612,955	
Unreserved-Undesignated	4,021,236		4,541,680	
<b>TOTAL Beginning Fund Balance</b>	<b>5,616,385</b>		<b>6,134,922</b>	
<b>REVENUES:</b>				
50-34-49100 CHARGES METERED WATER	3,247,000	242,006	1,129,134	34.8%
50-34-49200 CHARGES UNMETERED WATER	97,000	11,405	37,599	38.8%
50-34-49400 CHARGES TAP FEES & PERM	8,500	4,270	4,270	50.2%
50-34-49500 CHARGES SALE OF WATER M	1,000	475	475	47.5%
50-36-00000 MISCELLANEOUS	40,000	3,403	19,391	48.5%
50-36-16100 INTEREST INVESTMENTS	18,000	22,173	99,747	554.2%
50-36-30000 LATE PAYMENT FEE	45,000	4,912	24,256	53.9%
50-39-10000 SALE OF ASSETS	25,000	0	0	0.0%
50-39-40000 GRANT	1,400,000	9,808	9,808	0.7%
<b>TOTAL Revenues</b>	<b>4,881,500</b>	<b>298,451</b>	<b>1,324,680</b>	<b>27.1%</b>
<b>EXPENDITURES:</b>				
<b>EXPENDITURES:</b>				
Personal Services	1,434,710	93,617	482,936	33.7%
Supplies	257,900	34,198	109,407	42.4%
Purchased Services	980,360	84,974	333,393	34.0%
Elkhead Reservoir	15,000	0	225	1.5%
Fixed Charges	78,060	2,497	40,523	51.9%
Debt Service	617,730	0	336,347	54.4%
Capital Outlay	2,490,000	17,903	76,137	3.1%
<b>TOTAL Expenditures</b>	<b>5,873,760</b>	<b>233,189</b>	<b>1,378,967</b>	<b>23.5%</b>
<b>SOURCES OF FUNDS VS EXPENDITURES</b>	<b>(992,260)</b>		<b>(54,287)</b>	
<b>ENDING FUND BALANCE:</b>				
Reserved for Debt - Series 2018	390,990		390,990	
Reserved for Debt - Loan #W19F422	171,810		171,810	
Uspendable Inventory&CompAbsence	344,526		417,487	
Reserved for Operations 25%	597,400		691,508	25%
Unreserved-Undesignated	3,119,399		4,408,841	
<b>TOTAL Ending Fund Balance</b>	<b>4,624,125</b>		<b>6,080,636</b>	

CITY OF CRAIG 2023 BUDGET WASTEWATER FUND BUDGET SUMMARY				
DESCRIPTION	Revised 2023 Budget	MONTH OF MAY	2023 ACTUAL YTD	PERCENT YTD
<b>BEGINNING FUND BALANCE:</b>				
Reserved for Debt	67,192		67,192	
Uspendable Inventory&CompAbsence	62,336		55,185	
Reserved for Operations 25%	322,415		332,128	
Unreserved-Undesignated	2,704,453		2,569,838	
<b>TOTAL Beginning Fund Balance</b>	<b>3,156,396</b>		<b>3,024,343</b>	
<b>REVENUES:</b>				
60-34-49400 CHARGES TAP FEES & PER	5,000	0	0	0.0%
60-34-49600 CHARGES SEWER FEES	2,051,300	172,966	865,431	42.2%
60-34-49700 SEPTAGE FEES	5,000	0	0	0.0%
60-36-16100 INTEREST INVESTMENTS	8,000	11,523	53,281	666.0%
60-39-40000 GRANT	912,000	2,394	2,394	0.3%
<b>TOTAL Revenues</b>	<b>2,981,300</b>	<b>186,883</b>	<b>921,106</b>	<b>30.9%</b>
<b>EXPENDITURES:</b>				
<b>EXPENDITURES:</b>				
Personal Services	950,790	59,987	334,357	35.2%
Supplies	58,750	5,892	32,187	54.8%
Purchased Services	373,910	31,428	167,494	44.8%
Fixed Charges	33,520	0	14,916	44.5%
Debt Service	67,200	0	67,192	100.0%
Capital Outlay	2,114,000	158,897	184,025	8.7%
<b>TOTAL Expenditures</b>	<b>3,598,170</b>	<b>256,205</b>	<b>800,171</b>	<b>22.2%</b>
<b>SOURCES OF FUNDS VS EXPENDITURES</b>	<b>(616,870)</b>		<b>120,935</b>	
<b>ENDING FUND BALANCE:</b>				
Reserved for Debt Service	0		0	
Uspendable Inventory&CompAbsence	0		55,185	
Reserved for Operations 25%	354,243		354,243	25%
Unreserved-Undesignated	2,185,284		2,735,851	
<b>TOTAL Ending Fund Balance</b>	<b>2,539,526</b>		<b>3,145,278</b>	

CITY OF CRAIG 2023 BUDGET SOLID WASTE FUND BUDGET SUMMARY				
DESCRIPTION	2023 Budget	MONTH OF MAY	2023 ACTUAL YTD	PERCENT YTD
<b>BEGINNING FUND BALANCE:</b>				
Reserved for Debt	0		0	
Reserved for Operations 25%	395,548		439,650	
Unreserved-Undesignated	1,551,337		1,522,907	
<b>TOTAL Beginning Fund Balance</b>	<b>1,946,885</b>		<b>1,962,557</b>	
<b>REVENUES:</b>				
70-34-49710 CONSTRUCTION DUMPSTERS	204,400	22,587	92,751	45.4%
70-34-49800 CHARGES SOLID WASTE FE	795,500	69,667	340,734	42.8%
70-34-49900 CHARGES LANDFILL	785,300	68,089	336,146	42.8%
70-36-00000 MISCELLANEOUS	5,000	1,491	4,103	82.1%
70-36-10000 RECYCLABLE ELECTRONICS	5,000	1,900	2,333	46.7%
70-36-11000 SINGLE USE BAG FEES	20,000	3,241	3,924	19.6%
70-36-16100 INTEREST INVESTMENTS	9,000	7,816	35,342	392.7%
70-36-30000 LATE PAYMENT FEE	7,000	675	3,570	51.0%
<b>TOTAL Revenues</b>	<b>1,831,200</b>	<b>175,466</b>	<b>818,902</b>	<b>44.7%</b>
<b>EXPENDITURES:</b>				
<b>EXPENDITURES:</b>				
Personal Services	957,640	72,088	372,913	38.9%
Supplies	146,150	9,377	37,267	25.5%
Purchased Services	628,600	115,356	264,243	42.0%
Fixed Charges	26,210	0	11,816	45.1%
Capital Outlay	1,006,000	27,622	27,622	2.7%
<b>TOTAL Expenditures</b>	<b>2,764,600</b>	<b>224,443</b>	<b>713,862</b>	<b>25.8%</b>
<b>SOURCES OF FUNDS VS EXPENDITURES</b>	<b>(933,400)</b>		<b>105,041</b>	
<b>ENDING FUND BALANCE:</b>				
Reserved for Debt	0		0	
Reserved for Operations 25%	533,720		439,650	
Unreserved-Undesignated	479,765		1,627,947	
<b>TOTAL Ending Fund Balance</b>	<b>1,013,485</b>		<b>2,067,597</b>	

CITY OF CRAIG 2023 BUDGET MEDICAL BENEFITS FUND BUDGET SUMMARY				
DESCRIPTION	2023 Budget	MONTH OF MAY	2023 ACTUAL YTD	PERCENT YTD
<b>BEGINNING FUND BALANCE:</b>				
Reserve for Unreported/Unpaid Claims				
Unreserved-Undesignated	531,917		364,167	
<b>TOTAL Beginning Fund Balance</b>	<b>531,917</b>		<b>364,167</b>	
<b>REVENUES:</b>				
80-35-10000 Employer Contributions	2,231,000	180,610	968,363	43.4%
80-35-20000 Employee Contributions	260,000	18,207	101,225	38.9%
80-36-00000 Miscellaneous	0	0	51,415	0.0%
80-36-10000 Interest	600	388	1,558	259.7%
<b>TOTAL Revenues</b>	<b>2,491,600</b>	<b>199,205</b>	<b>1,122,561</b>	<b>45.1%</b>
<b>EXPENDITURES:</b>				
80-90-85100 Expense Insurance Premiums	2,386,800	203,593	1,009,161	42.3%
80-90-85200 Expense Administration	1,500	97	490	32.6%
80-90-85800 Expense Claims Paid	65,000	5,594	30,311	46.6%
80-90-86000 Expense Deductible/Buyout	0	0	1,750	100.0%
<b>TOTAL Expenditures</b>	<b>2,453,300</b>	<b>209,283</b>	<b>1,041,712</b>	<b>42.5%</b>
<b>SOURCES OF FUNDS VS EXPENDITURES</b>	<b>38,300</b>		<b>80,849</b>	
<b>ENDING FUND BALANCE:</b>				
Reserve for Unreported/Unpaid Claims	0		0	
Unreserved-Undesignated	570,217		445,016	
<b>TOTAL Ending Fund Balance</b>	<b>570,217</b>		<b>445,016</b>	

CITY OF CRAIG 2023 BUDGET CRAIG HOUSING AUTHORITY FUND BUDGET SUMMARY				
DESCRIPTION	2023 Budget	MONTH OF MAY	2023 ACTUAL YTD	PERCENT YTD
<b>BEGINNING FUND BALANCE:</b>				
Assigned				
Unreserved-Undesignated	0		0	
<b>TOTAL Beginning Fund Balance</b>	<b>0</b>		<b>0</b>	
<b>REVENUES:</b>				
95-33-13504 Grants DOLA - ARPA/SLFRF	0	(1,788)	816,429	#DIV/0!
95-33-13506 Grants DOLA - IHOI	0	0	0	#DIV/0!
95-34-33300 Sale of Properties	0	0	0	0.0%
95-36-00000 Miscellaneous	0	0	0	#DIV/0!
95-36-16000 Interest Checking	0	869	869	0.0%
95-36-20000 Rents & Royalties	0	0	0	#DIV/0!
95-37-00000 Contrib from Other Gov	0	0	0	#DIV/0!
95-37-10000 Contribution Private	0	0	0	#DIV/0!
95-39-10000 Sale of Assets	0	0	0	#DIV/0!
95-39-20000 Bond Proceeds	0	0	0	#DIV/0!
95-39-99000 Transfer in from Other Funds	0	0	0	#DIV/0!
<b>TOTAL Revenues</b>	<b>0</b>	<b>(918)</b>	<b>817,299</b>	<b>#DIV/0!</b>
<b>EXPENDITURES:</b>				
95-93-21400 Supplies Office	0	0	147	#DIV/0!
95-93-35800 Svc Other Prof Svc	0	0	58,351	100.0%
95-93-96000 Projects	0	26,564	46,236	100.0%
95-93-96001 Projects-8th St Development	0	1,770	6,350	100.0%
<b>TOTAL Expenditures</b>	<b>0</b>	<b>28,334</b>	<b>111,083</b>	<b>#DIV/0!</b>
<b>SOURCES OF FUNDS VS EXPENDITURES</b>	<b>0</b>		<b>706,215</b>	
<b>ENDING FUND BALANCE:</b>				
Assigned	0		0	
Unreserved-Undesignated	0		706,215	
<b>TOTAL Ending Fund Balance</b>	<b>0</b>		<b>706,215</b>	

CITY OF CRAIG 2023 BUDGET CRAIG URBAN RENEWAL AUTHORITY FUND BUDGET SUMMARY				
DESCRIPTION	2023 Budget	MONTH OF MAY	2023 ACTUAL YTD	PERCENT YTD
<b>BEGINNING FUND BALANCE:</b>				
Reserve for Unreported/Unpaid Claims				
URA 1 Unreserved-Undesignated	0		(11,122)	
URA 2 Unreserved-Undesignated	0		5,424	
<b>TOTAL Beginning Fund Balance</b>	<b>0</b>		<b>(5,698)</b>	
<b>REVENUES:</b>				
Urban Renewal Area #1				
98-31-50011 URA 1 Sales Tax Incr - Craig	25,000	0	0	0.0%
98-36-16001 URA 1 Interest	0	1	3	#DIV/0!
Urban Renewal Area #2				
98-31-50012 URA 1 Sales Tax Incr - Craig	25,000	0	0	0.0%
<b>TOTAL Revenues</b>	<b>50,000</b>	<b>1</b>	<b>3</b>	<b>0.0%</b>
<b>EXPENDITURES:</b>				
Urban Renewal Area #1				
98-95-21400 URA 1 Supplies Office	0	0	73	#DIV/0!
98-95-22900 URA 1 Supplies Operating	0	0	136	#DIV/0!
98-95-35800 URA 1 Svc Other Prof Svc	8,750	0	0	0.0%
Urban Renewal Area #2				
98-96-21400 URA 2 Supplies Office	0	0	73	#DIV/0!
98-96-22900 URA 2 Supplies Operating	0	0	136	#DIV/0!
98-96-35800 URA 2 Svc Other Prof Svc	8,750	0	0	0.0%
<b>TOTAL Expenditures</b>	<b>17,500</b>	<b>0</b>	<b>419</b>	<b>2.4%</b>
<b>SOURCES OF FUNDS VS EXPENDITURES</b>	<b>32,500</b>		<b>(416)</b>	
<b>ENDING FUND BALANCE:</b>				
Reserve for Unreported/Unpaid Claims	0		0	
URA 1 Unreserved-Undesignated	16,250		(11,329)	
URA 2 Unreserved-Undesignated	16,250		5,215	
<b>TOTAL Ending Fund Balance</b>	<b>16,250</b>		<b>(6,114)</b>	



Summary Statement

May 31, 2023

Page 1 of 3

Investor ID: CO-01-0573

0000362-0001838 PDF 537136

City of Craig  
300 West 4th Street  
Craig, CO 81625-2713

COLOTRUST

PLUS+		Average Monthly Yield: 5.1483%						
		Beginning Balance	Contributions	Withdrawals	Income Earned	Income Earned YTD	Average Daily Balance	Month End Balance
CO-01-0573-7004	General - 7004	25,107,750.65	186,755.06	0.00	110,645.96	498,894.64	25,310,825.55	25,405,151.67
TOTAL		25,107,750.65	186,755.06	0.00	110,645.96	498,894.64	25,310,825.55	25,405,151.67



Statement Period: 05/01/2023 To 05/31/2023  
Account Number: CORE XX-XXXXXX47-02

5975 S. Quebec St, Suite 330  
Centennial, CO 80111

(303) 296-6340  
(800) 541-2953  
FAX: (303) 658-3136  
[www.csafe.org/](http://www.csafe.org/)

CRAIG, CITY OF - CORE  
KATY BURNS  
300 WEST 4TH STREET  
CRAIG, CO 81625  
U.S.A.

---

#### Statement Summary

---

Beginning Balance	\$196,044.34		
Purchases	\$0.00	7 Day Average	5.16 %
Shares Purchased		Monthly Average	5.14 %
Redemptions	\$0.00	YTD Interest	\$3,944.68
Shares Redeemed			
Interest Distributed	\$858.74		
Month End Balance	\$196,903.08		
Month End Shares Owned	98,451.54		

---

#### Transaction Summary

---

Date	Type	Amount	Shares	Market Value
------	------	--------	--------	--------------

---

Net Transactions: \$0.00

**CITY OF CRAIG**  
**2023 GENERAL FUND CAPITAL PROJECTS & ITEMS**

DEPT	PROJECT DESCRIPTION	G/L ACCOUNT		GRANTS	ORIGINAL 23 BUDGET	CARRYOVER/ RESOLUTIONS	ADJUSTED 23 BUDGET	2023 AWARDED TO DATE	AMOUNT REMAINING
<b>COUNCIL</b>									
	Projects:								
	HAZMAT	10-41-96001			\$7,500		\$7,500	\$7,500	\$0
	Moffat/Craig Airport	10-41-96002			\$216,550		\$216,550	\$10,230	\$206,320
	YVR Airport	10-41-96003			\$15,000		\$15,000		\$15,000
	Festival of Trees	10-41-96004			\$1,000		\$1,000		\$1,000
	Fireworks	10-41-96005			\$5,000		\$5,000		\$5,000
	Human Resource Council	10-41-97000			\$40,000		\$40,000	\$40,000	\$0
	Regional Solar Field	10-41-96009		\$2,265,000	\$2,265,000		\$2,265,000		\$2,265,000
	CURA # 1 Increment	10-41-98001			\$25,000		\$25,000		\$25,000
	CURA # 2 Increment	10-41-98002			\$25,000		\$25,000		\$25,000
									\$0
				\$2,265,000	\$2,600,050	\$0	\$2,600,050	\$57,730	\$2,542,320
<b>ADMINISTRATION</b>									
	Projects:								
	RTA Assessment	10-44-96100			\$0	\$50,000	\$50,000	\$50,000	\$0
				\$0	\$0	\$50,000	\$50,000	\$50,000	\$0
<b>CLERK/PERSONNEL</b>									
	Projects:								
	Salary Survey	10-45-94400			\$20,000		\$20,000		\$20,000
				\$0	\$20,000	\$0	\$20,000	\$0	\$20,000
<b>COMMUNITY DEVELOPMENT</b>									
	Equipment								
	Building Software	10-49-94600			\$58,000		\$58,000	\$47,479	\$10,521
				\$0	\$58,000	\$0	\$58,000	\$47,479	\$10,521
<b>BUILDING MAINTENANCE</b>									
	Projects:								
	City Hall A&E	10-50-92100			\$60,000		\$60,000		\$60,000
	City Hall Boilers	10-50-93500			\$68,000		\$68,000	\$65,815	\$2,185
				\$0	\$128,000	\$0	\$128,000	\$65,815	\$62,185
<b>POLICE</b>									
	Equipment:								
	Vehicle Replacement (3)	10-51-94200			\$172,620		\$172,620		\$172,620
	2022 PD Vehicle	10-51-94200			\$47,880		\$47,880		\$47,880
	Mobile Radios	10-51-94300			\$29,010		\$29,010	\$15,911	\$13,099
	Rugged Laptops and Docking	10-51-94400			\$128,380		\$128,380	\$122,167	\$6,213
	PD Eforce Software	10-51-94600			\$35,675		\$35,675	\$29,931	\$5,745
	Mobile Printers	10-51-94700			\$6,800		\$6,800		\$6,800
							\$0		\$0
				\$0	\$420,365	\$0	\$420,365	\$168,008	\$252,357
<b>ECONOMIC DEVELOPMENT</b>									
	Projects:								
	2022 Small Business Grants	10-52-96002	ARPA	\$27,535	\$27,535		\$27,535	\$27,535	\$0
	2022 Brownfield	10-52-96004		\$90,000	\$90,000		\$90,000		\$90,000
	2022 CDS Housing	10-52-96006		\$978,800	\$978,800		\$978,800		\$978,800
	Business Marketing Campaign	10-52-96008	ARPA	\$26,965	\$76,965		\$76,965	\$41,200	\$35,765
	2022 Housing Development Support	10-52-96011	ARPA	\$829,743	\$829,743		\$829,743		\$829,743
				\$1,953,043	\$2,003,043	\$0	\$2,003,043	\$68,735	\$1,934,308

**ROAD/BRIDGE****Projects:**

North Park Parking Lot Replacement	10-64-93100	\$27,300			\$27,300		\$27,300
Victory Way Sidewalk/Crosswalk Plan	10-64-93116	\$300,000			\$300,000		\$300,000
Overlays	10-64-93117	\$350,000			\$350,000	\$457,544	-\$107,544
Alleys	10-64-93118	\$50,000			\$50,000		\$50,000
Drainage	10-64-93300	\$60,000			\$60,000		\$60,000
Yampa Ave Sidewalk Repair	10-64-93100	\$576,498	\$660,000		\$660,000		\$660,000
		\$576,498	\$1,447,300	\$0	\$1,447,300	\$457,544	\$989,756

**Equipment**

2022 1 Bobtail Dump Trucks (trade to SW)	10-64-94200	\$60,000	\$175,000		\$175,000		\$175,000
2022 1 Bobtail Dump Trucks (trade to parks)	10-64-94200	\$60,000	\$175,000		\$175,000		\$175,000
2022 Gasboy	10-64-94600		\$54,000		\$54,000		\$54,000
Single Cab Pickup w/Flatbed	10-64-94200	\$15,000	\$62,000		\$62,000	\$54,345	\$7,655
Tandem Dump Truck (trade to water)	10-64-94200	\$75,000	\$280,000		\$280,000		\$280,000
1-4 Door Pickup	10-64-94200	\$5,000	\$42,000		\$42,000		\$42,000
		\$215,000	\$788,000	\$0	\$788,000	\$54,345	\$733,655

**PARK/RECREATION****Projects:**

Woodbury Park Improvement/Expans	10-71-93400	\$500,000	\$615,000	\$36,250	\$651,250	\$646,235	\$5,015
Signs Pan-O-Rama Park	10-71-93400			\$5,800	\$5,800		\$5,800
City Park Volleyball Courts	10-71-93400		\$15,000		\$15,000	\$17,322	-\$2,322
Parks Maintenance Shop-Parking Lot	10-71-94100		\$75,000		\$75,000		\$75,000
Fencing Ledford to Finley Trail	10-71-93400		\$42,000		\$42,000	\$27,264	\$14,736
					\$0		\$0
					\$0		\$0
Yampa River Diversion Park	10-71-93700		\$4,999,173		\$4,999,173		\$4,999,173
Funding Sources:							
EDA Grant		\$3,315,342					
GOCO		\$600,000					
LMD		\$150,000					
Other Grants		\$760,916					
					\$0		\$0
					\$0		\$0
		\$5,326,258	\$5,746,173	\$42,050	\$5,788,223	\$690,821	\$5,097,402

**Equipment**

Utility Service Body for Truck	10-71-94100		\$14,000		\$14,000		\$14,000
2022 Dump Truck from Road & Bridge	10-71-94200		\$60,000		\$60,000		\$60,000

**CENTER OF CRAIG****Projects**

Exterior Basement Enclosure	10-75-92300		\$13,920		\$13,920		\$13,920
		\$0	\$13,920	\$0	\$13,920	\$0	\$13,920

**Yampa Building****Projects**

Roof Top Unit Replacement	10-76-92100		\$15,000		\$15,000	\$10,500	\$4,500
		\$0	\$15,000	\$0	\$15,000	\$10,500	\$4,500

				\$0	\$74,000	\$0	\$74,000	\$0	\$74,000
<b>TOTAL 2023 GENERAL FUND CAPITAL ITEMS</b>				<b>\$10,335,799</b>	<b>\$13,313,851</b>	<b>\$42,050</b>	<b>\$13,355,901</b>	<b>\$1,620,976</b>	<b>\$11,734,925</b>

CITY OF CRAIG 2023 CAPITAL PROJECTS FUND CAPITAL PROJECTS & ITEMS									
CAPITAL PROJECTS FUND	PROJECT DESCRIPTION	G/L ACCOUNT		GRANTS	ORIGINAL 23 BUDGET	CARRYOVER/ RESOLUTIONS	ADJUSTED 23 BUDGET	2023 AWARDED TO DATE	AMOUNT REMAINING
Projects:									
	Curb & Gutter	20-81-95000			\$200,000		\$200,000	\$231,225	-\$31,225

CITY OF CRAIG 2023 MUSEUM CAPITAL PROJECTS & ITEMS									
MUSEUM	PROJECT DESCRIPTION	G/L ACCOUNT		GRANTS	ORIGINAL 23 BUDGET	CARRYOVER/ RESOLUTIONS	ADJUSTED 23 BUDGET	2023 AWARDED TO DATE	AMOUNT REMAINING
Projects:									
	Newspaper Digitization	29-83-93500			\$24,285	\$4,850	\$29,135	\$29,135	\$0

CITY OF CRAIG 2023 WATER CAPITAL PROJECTS & ITEMS									
WATER	PROJECT DESCRIPTION	G/L ACCOUNT		GRANTS	ORIGINAL 23 BUDGET	CARRYOVER/ RESOLUTIONS	ADJUSTED 23 BUDGET	2023 AWARDED TO DATE	AMOUNT REMAINING
Projects:									
	2022 Water Rights Study - Continuation	50-65-93116			\$25,000		\$25,000		\$25,000
	Elkhead	50-65-95100			\$15,000		\$15,000		\$15,000
							\$0		\$0
Equipment									
							\$0		\$0
	Dump Truck Replacement (R&B Trade)	50-65-94200		\$15,000	\$75,000		\$75,000		\$75,000
	3/4 Ton Pickup Replace	50-65-94200		\$10,000	\$40,000		\$40,000		\$40,000
	Streaming Current Detectors	50-65-94700			\$50,000		\$50,000		\$50,000
	2022 MCC1 Panel Replace	50-65-94700		\$600,000	\$1,300,000		\$1,300,000		\$1,300,000
	2022 Generator (Push from 2021)	50-65-94700		\$800,000	\$1,000,000		\$1,000,000		\$1,000,000
<b>TOTAL 2023 WATER FUND CAPITAL ITEMS</b>				<b>\$1,425,000</b>	<b>\$2,505,000</b>	<b>\$0</b>	<b>\$2,505,000</b>	<b>\$0</b>	<b>\$2,505,000</b>

CITY OF CRAIG 2023 WASTEWATER CAPITAL PROJECTS & ITEMS									
WASTE-WATER	PROJECT DESCRIPTION	G/L ACCOUNT		GRANTS	ORIGINAL 23 BUDGET	CARRYOVER/ RESOLUTIONS	ADJUSTED 23 BUDGET	2023 AWARDED TO DATE	AMOUNT REMAINING
Projects:									
	Engineering Design to Upgrade Air Handl	60-66-93116			\$135,000		\$135,000		\$135,000
	Sewer Main Replacement	60-66-93300		\$600,000	\$1,224,000		\$1,224,000		\$1,224,000
	2022 Sludge line project completion	60-66-94800		\$32,000	\$80,000		\$80,000	\$73,622	\$6,378
	2022 Repaint North Clarifier	60-66-93500			\$80,000		\$80,000		\$80,000
	Acoustic Evaluation of Coll System	60-66-93116			\$90,000		\$90,000	\$85,000	\$5,000
							\$0		\$0

Equipment					\$0		\$0
Gas Detectors	60-66-94700		\$25,000	\$25,000	\$14,318	\$10,682	
2022 Generator (Push from 2021)	60-66-94700	\$280,000	\$350,000	\$350,000		\$350,000	
Retrofit Video Inspection Truck	60-66-94200		\$130,000	\$130,000	\$126,271	\$3,729	
<b>TOTAL 2023 WASTEWATER FUND CAPITAL ITEMS</b>		<b>\$912,000</b>	<b>\$2,114,000</b>	<b>\$0</b>	<b>\$2,114,000</b>	<b>\$299,211</b>	<b>\$1,814,789</b>

CITY OF CRAIG 2023 SOLID WASTE CAPITAL PROJECTS & ITEMS									
SOLID WASTE	PROJECT DESCRIPTION	G/L ACCOUNT		GRANTS	ORIGINAL 23 BUDGET	CARRYOVER/ RESOLUTIONS	ADJUSTED 23 BUDGET	2023 AWARDED TO DATE	AMOUNT REMAINING
Equipment									
	Cab & Chassis and Front Load Body	70-67-94200		\$15,000	\$375,000		\$375,000	\$283,689	\$91,311
	2022 Cab & Chassis and Side Load Body	70-67-94200		\$15,000	\$400,000		\$400,000		\$400,000
	Single Cab Pickup	70-67-94200		\$6,000	\$56,000		\$56,000		\$56,000
	2022 Fork Truck Assembly- Trade From R&B	70-67-94200			\$120,000		\$120,000		\$120,000
	Dumpsters/Cans	70-67-94700			\$55,000		\$55,000	\$27,622	\$27,378
<b>TOTAL 2023 SOLID WASTE FUND CAPITAL ITEMS</b>				<b>\$36,000</b>	<b>\$1,006,000</b>	<b>\$0</b>	<b>\$1,006,000</b>	<b>\$311,311</b>	<b>\$694,689</b>