



FY 24 Budget Proposal

WITH THANKS AND APPRECIATION

Thank you to our Finance Department, all Department Heads and Town employees for your work throughout the year and in assistance developing the Town budget.

Thank you to all our elected officials and volunteers who serve on boards and commissions that make our community a better place to live and work.

It's an honor to serve as Fairfield's First Selectwoman and work with the men and women in our Town government.



FAIRFIELD AT A GLANCE

- 61,949 Residents
- \$149,641 Median Household Income
- 21,086 Households
 - Average Household Size: 2.71
 - 35% of households have children in public schools
- AAA-rated community
- 446 Town Employees
 - (22 ECC, 22 WPCA, FIRE SCHL 1)
- 1,485 Board of Education employees
- A+ Rated Public Schools
- 68.9% of Adults hold College Degree or higher



COST INCREASES

- Inflation in the US reached a 40 year high of 9% last June and still hovering around 5%
- Energy costs
 - Gas: ↑ 13.7%
 - Diesel: ↑ 28.6%
 - Electricity: ↑ 14% for town buildings | 4% for street lights
- Employee Health Insurance for Town & BOE
- Tipping & Recycling Fees
 - *The Town is now paying more to get rid of recycling than our garbage.*
 - Recycling is \$125 per ton and Solid Waste is \$88 per ton.
 - Tip fees have doubled from this current budget to what we are projecting in FY24 at \$100 per ton.
 - *Hauling & Disposal cost is expected to increase \$235k for a total of over \$3million.*



COST INCREASES

Contractual union wage increases impacted this budget: \$2.2 million

Union	Contract Expiration	FY23 (%)	FY24 (%)	FY25 (%)
ECC	June 30, 2023	2.25	-	-
Police	June 30, 2025	2.75	2.75	2.75
PETA	June 30, 2023	2.50	-	-
Nurses	June 30, 2024	2.50	2.50	-
THEA	June 30, 2021 (Ratified by Union, Awaiting RTM Vote)	2.50	2.50	2.50
DPW	June 30, 2020 (Tentative Agreement)	-	-	-
Fire	June 30, 2021 (Pending Arbitration)	-	-	-



RESPONSIVE & RESPONSIBLE BUDGET

- ✓ Protects Taxpayers
- ✓ Increases Education Spending
- ✓ Reorganizes & Right-sizes Town Government
- ✓ Invests in Public Safety
- ✓ Maintains Tax Relief for Senior & Disabled Residents
- ✓ Funds Long Term Contractual Obligations
- ✓ Preserves AAA Credit Rating & Long-Term Fiscal Health of the Town



FY 24 BUDGET MAJOR HIGHLIGHTS

- **Salary, Wages, and Contingency** – 59% of Town budget increase is contractual
- **Pension Contribution** – Fully funded at 100% of ADEC
- **OPEB Contribution** – Fully funded at 100% of ADEC
- **Fund Balance** – maintaining the 11.34% funding level through FY24
- **Public Schools** – Increase of \$7.7 million over last year

Mill Rate Increase– 0.98% (Below 1%)

Despite high inflation, increased energy costs and contractual obligations, this budget increases spending by almost half the current rate of inflation at 2.73%.



INVESTMENT INCOME

Budgeted investment revenue: \$3.65M

My administration entered into an agreement with Janney-Montgomery to serve as the Town's Investment Advisor:

- Janney will have Discretionary Authority to invest Town funds.
- Investments must be made within the strict guidelines of state statute and the Towns Investment Policy.
- Investments are limited to treasuries, agency bonds, municipal bonds, certificates of deposit, and other safe investments.
- Consolidation of investments 1) simplifies analysis and budgeting and 2) ensures that we remain within Town Policy and state statute.

Why does the FY 24 budget include so much more investment revenue?

Yields on the types of investments allowed by the Town's policy are significantly higher than they were just a year ago. Here are a few comparisons to illustrate:

	2/02/2022	1/31/2023
CT STIF Rate	0.10%	4.49%
Two-Year Treasury	1.18%	4.21%
Three-Year Treasury	1.39%	3.90%



FY24 BUDGET SUMMARY VS FY23

	FY23 Adopted Budget	FY24 Proposal First Selectwoman	% Budget Change
Board of Education	\$202,491,554	\$210,195,578	3.80%
Shared Expense from the BOE & TOWN	\$25,678,998	\$23,623,952	-8.00%
Town	\$116,929,540	\$120,686,939	3.21%
Total Expenditures/Net Revenue Required	345,100,092	\$354,506,469	2.73%



Where the money comes from...

	FY 23 Adopted Budget	FY24 Proposal First Selectwoman Budget	Change in Dollars	Change in Percentage
Current Year Tax Levy	\$314,954,814	\$322,653,126	\$7,698,312	2.44%
Prior Year Tax, Interest	\$4,237,730	\$4,277,788	\$40,058	0.95%
Misc. Town Fees/Charges	\$16,078,636	\$14,676,973	(\$1,401,663)	-8.72%
Investment Income	\$627,933	\$3,655,000	\$3,027,067	482.07%
Municipal Aid	\$6,987,714	\$7,148,676	\$160,962	2.30%
Fines	\$240,410	\$274,678	\$34,268	14.25%
Rental Income	\$1,972,855	\$1,820,228	(\$152,627)	-7.74%
Totals	\$345,100,092	\$354,506,469	\$9,406,377	2.73%



Where the money goes...

	FY 23	FY24 Proposal First Selectwoman	Change in Dollars	Change in Percentage
Town Budget Categories				
Salary, Wages, Contingency	\$53,852,022	\$56,067,604	\$2,215,582	4.11%
Pension Contribution	10,312,769	10,412,555	99,786	0.97%
OPEB Contribution	9,463,245	10,013,960	550,715	5.82%
Health Insurance	11,172,707	11,246,159	73,452	0.66%
Fees & Professional Services	6,311,158	6,450,192	139,034	2.20%
Capital Outlay	1,652,898	1,165,500	(487,398)	-29.49%
All Other*	\$24,164,741	\$25,330,969	\$1,166,228	4.83%
Total Town Budget	\$116,929,540	\$120,686,939	\$3,757,399	3.21%
Board of Education	202,491,554	210,195,578	7,704,024	3.80%
Shared Expenses (Town & BOE)	25,678,998	23,623,952	(2,055,046)	-8.00%
Total Budget	\$345,100,092	\$354,506,469	9,406,377	2.73%



NOTEWORTHY CAPITAL NEEDS

- **Public Safety**

Vehicle replacements, hose replacement, turnout gear replacement, EMS equipment replacement, jaws of life equipment.

- **Public Works**

Paving, sidewalk repair, conservation dump truck, pickup trucks with snow plows, bobcat loader.

- **Information Technology**

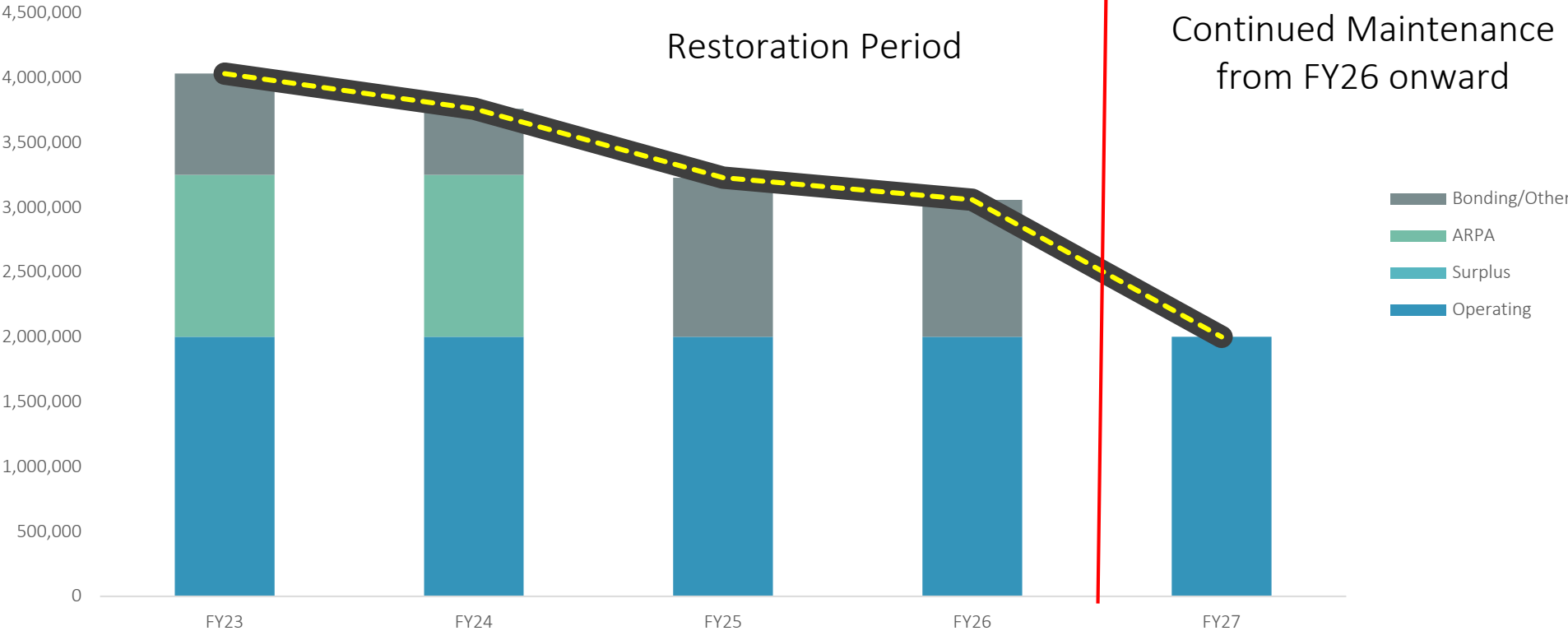
Servers, storage, back up equipment, security equipment, and computer and laptop replacements.

- **WPCA**

Maintenance and cleaning of the second digester, sewer pipe repair and maintenance.



PAVING FUNDING PLAN FY24



RIGHTSIZING TOWN GOVERNMENT

Reorganizing Town Departments to better serve the needs of Fairfield residents

Surplus Transfer Funds (October 2022)

- **Human Resources:** Reorganized the department to properly support the needs of town employees. The Department added a Labor Relations Specialist and Paralegal.
- **Police Department:** Licensed Clinical Social Worker to address the increasing and changing trends in law enforcement including significant increase in mental health calls for service.



RIGHTSIZING TOWN GOVERNMENT

Reorganizing Town Departments to better serve the needs of Fairfield residents

FY 24 Budget:

- Library:** Increasing part-time funding to meet the needs of teen programming and adjust part-time hourly rates.
- Nursing:** Adds part-time nurse to address increasing visits to school nurse offices and the new mental health challenges resulting from COVID.
- Animal Control:** Reorganizing the Department to replace the full time secretary with an Assistant Animal Control Officer and replace the part-time animal control officer with a part-time secretary, to ensure proper staffing on nights and weekends, and reduce overtime. (no net change in FTE count)
- Police Department:** New captain to manage the ECC and one additional officer to assist with administrative burden placed on operations due to oversight and accreditation compliance.
- Fire Department:** Moving part-time Training Coordinator to full time position, supported 35% by the Regional Fire Training School, and the rest from operating.



RIGHTSIZING TOWN GOVERNMENT

Fairfield Police Department | Comparable Department/Community Study

	Population	Square Miles	Calls for Service	Sworn Personnel	Officers	Detectives	Sergeants	Lieutenants	Captains	Deputy Chiefs	Chiefs	Annual Budget
Fairfield	61,954	30	48,861	110	69	15	13	8	3	1	1	\$16,098,433.00
				1 Ofc per 563 people								
			proposed	112	70	15	13	8	4	1	1	
West Hartford	Population	Square Miles	Calls for Service	Sworn Personnel	Officers	Detectives	Sergeants	Lieutenants	Captains	Deputy Chiefs	Chiefs	Annual Budget
	64,083	22	45,866	130	87	16	14	7	3	2	1	\$17,736,960.00
				1 Ofc per 492 people								
Greenwich	Population	Square Miles	Calls for Service	Sworn Personnel	Officers	Detectives	Sergeants	Lieutenants	Captains	Deputy Chiefs	Chiefs	Annual Budget
	63,518	48	41,000	129	70	23	23	7	3	2	1	\$ 24,033,533.00
				1 Ofc per 492 people								
Stratford	Population	Square Miles	Calls for Service	Sworn Personnel	Officers	Detectives	Sergeants	Lieutenants	Captains	Deputy Chiefs	Chiefs	Annual Budget
	52,120	17	46,000	106	65	16	11	9	4	1	1	\$12,294,534.00
				1 Ofc per 465 people								
Bristol	Population	Square Miles	Calls for Service	Sworn Personnel	Officers	Detectives	Sergeants	Lieutenants	Captains	Deputy Chiefs	Chiefs	Annual Budget
	60,661	27	45,488	122	77	19	12	11	0	2	1	\$18,244,895.00
				1 Ofc per 497 people								
Milford	Population	Square Miles	Calls for Service	Sworn Personnel	Officers	Detectives	Sergeants	Lieutenants	Captains	Deputy Chiefs	Chiefs	Annual Budget
	50,541	22	47,000	116	86	16	18	7	3	1	1	\$15,551,872.00
				1 Ofc per 435 people								
Manchester	Population	Square Miles	Calls for Service	Sworn Personnel	Officers	Detectives	Sergeants	Lieutenants	Captains	Deputy Chiefs	Chiefs	Annual Budget
	59,713	27	42,400	106	68	9	18	7	3	0	1	\$ 23,599,577.00
				1 Ofc per 563 people								



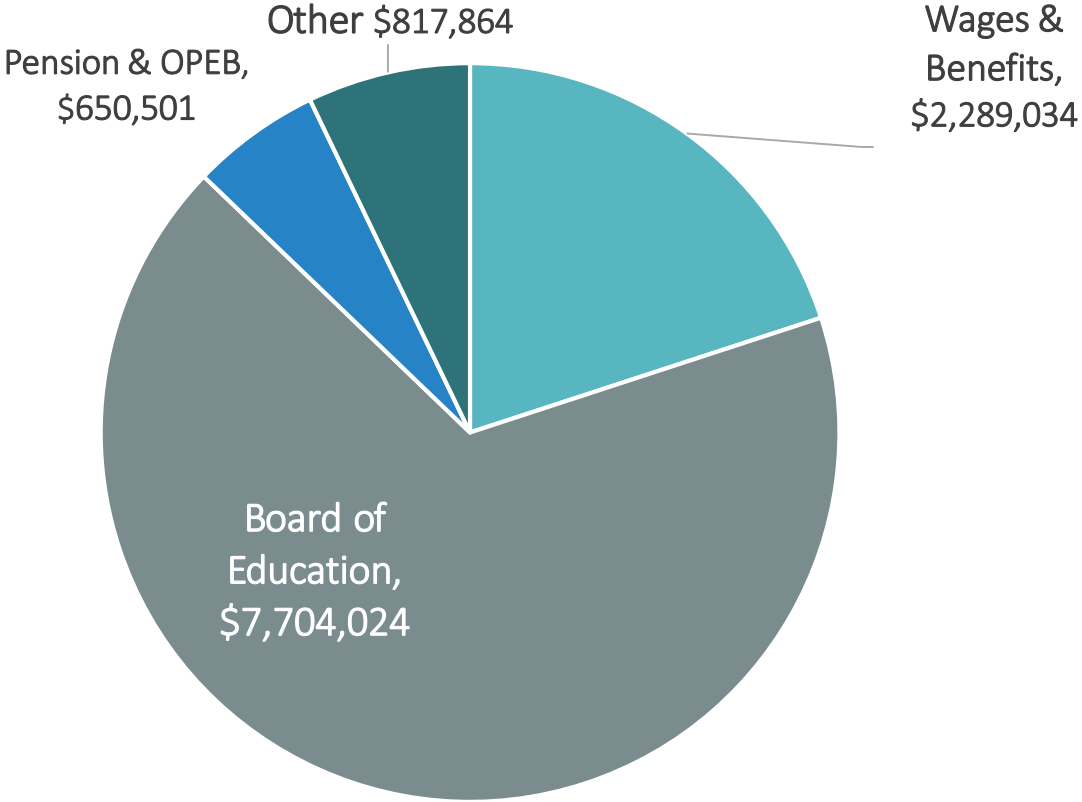
SENIOR & DISABLED TAX RELIEF

- State and local laws provide property tax relief programs for Fairfield residents who are age 65 and over or totally disabled and whose annual incomes and assets are within specified limits.
- These programs are designed to help seniors and totally disabled residents, to remain in their homes and town they improved over the years.
- This program benefitted 1,137 residents in the current fiscal year, applications are open for this year.
- The FY24 budget includes \$3,568,178 from the Town in tax credits and an additional \$325,598 from the State.



FY24 BUDGET INCREASE SUMMARY

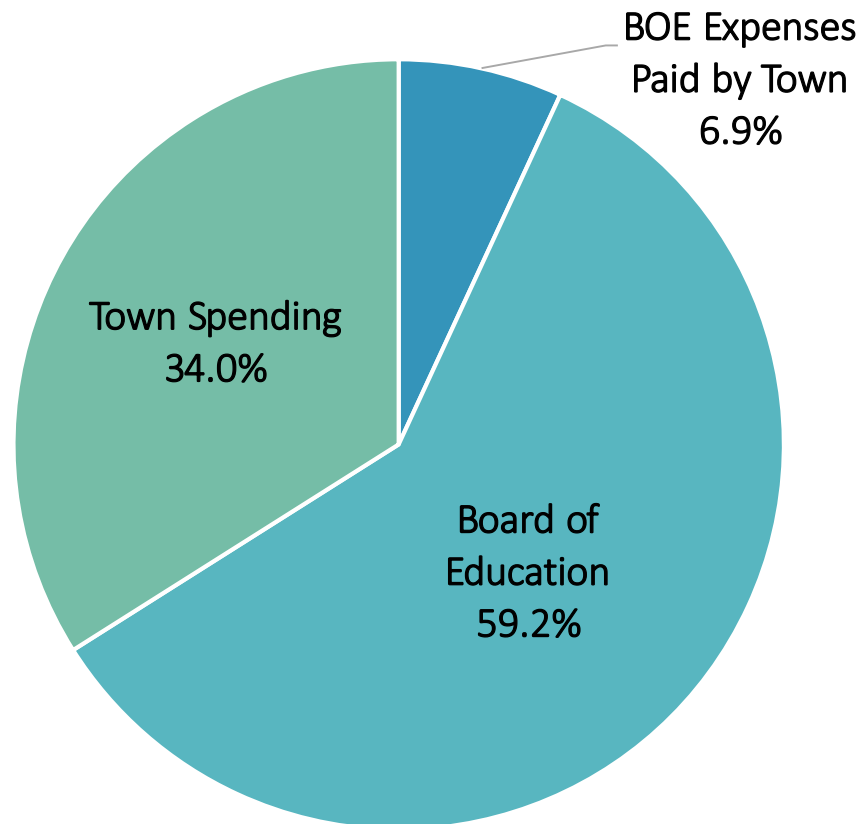
Spending Increases as a Share of Total



The First Selectwoman’s budget efficiently utilizes just 13% to provide funding for:

- Safety and training equipment for law enforcement and firefighters
- Service vehicles and equipment for Public Works
- Investments in technology
- Salary & Wage Reserves for unsettled contracts

SPENDING TOTALS

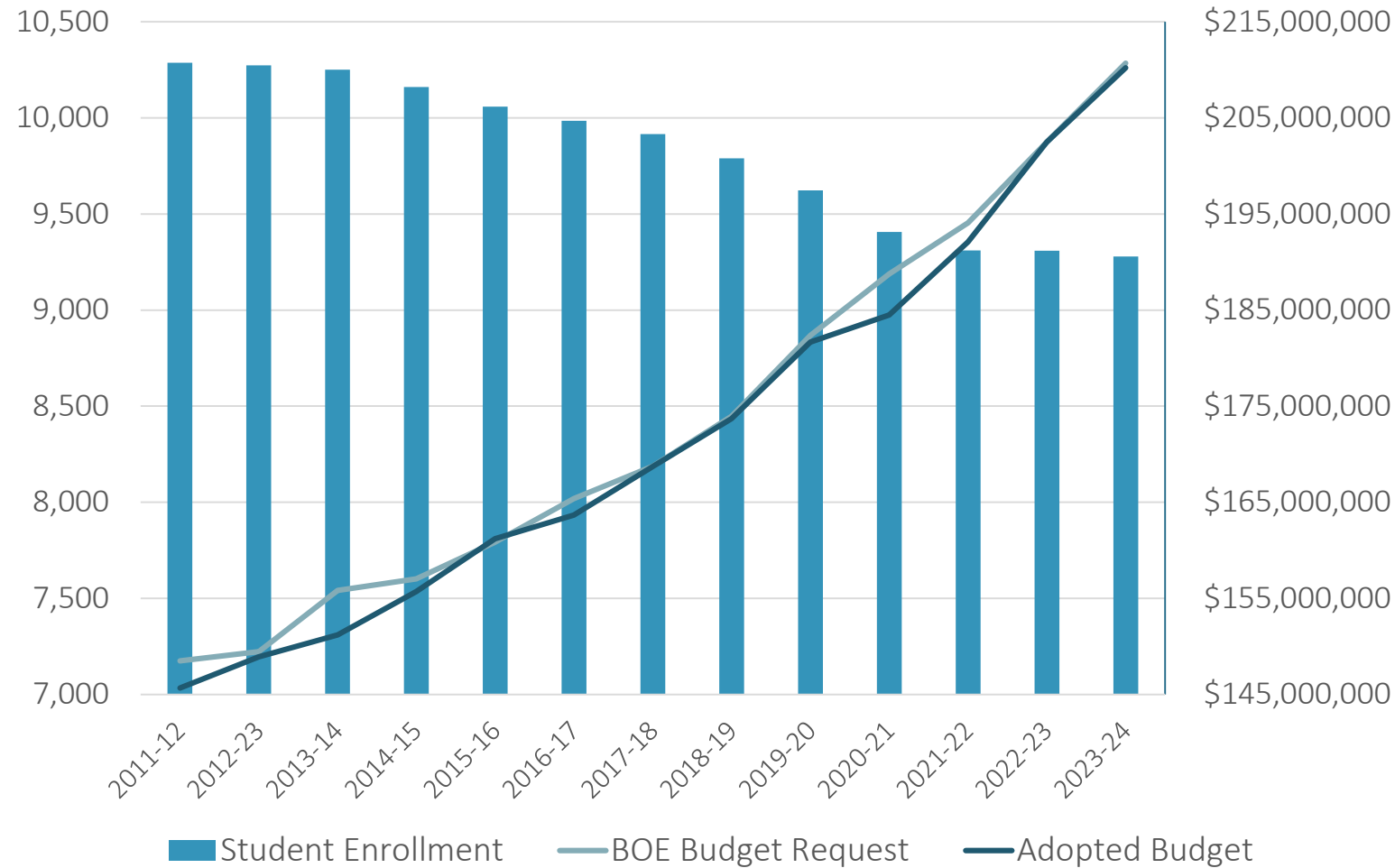


- The overall budget includes:

1. Town Budget
2. Education expenses paid by the town (debt service on capital projects, nurses etc.)
3. Board of Education Budget

The Board of Education budget plus the education expenses paid by the Town, totals 66% of the Town of Fairfield's overall budget.

BOE BUDGET REQUESTS, TOWN ADOPTION & STUDENT ENROLLMENT



Board of Education Request

- Superintendent's request was 4.09% or \$8.2 million increase for \$210 million budget
- BOE approved a 4.05% increase
- The FSW included a \$500,000 reduction to the increase for a total budget of **\$210,195,578**.



IN SUMMARY

- I believe the budget is responsive to the needs of residents and businesses, and is responsible to taxpayers.
 - Continues our efforts to right size town government
 - Maintains strong investment in Fairfield Public Schools
 - Fully funds our long term obligations to keep our AAA bond rating
- I am proud of the work my administration continues to do to make sorely needed and long overdue changes.

