



CANVASS OF ELECTION RESULTS

General Election

November 8, 2022

Gila County, Arizona

Stephen Christensen, District I
707 S. Colcord Road
Payson, Arizona 85547
(928) 474-7101
schristensen@gilacountyaz.gov

Timothy R. Humphrey, District II
(928) 402-2392
thumphrey@gilacountyaz.gov

Woody Cline, District III
(928) 402-4400
wcline@gilacountyaz.gov



GILA COUNTY
BOARD OF SUPERVISORS
1400 E. Ash Street
Globe, Arizona 85501

W. James Menlove
County Manager/Clerk of the Board
(928) 402-4257
jmenlove@gilacountyaz.gov

Melissa Henderson,
Chief Deputy Clerk of the Board
(928) 402-4390
mhenderson@gilacountyaz.gov

November 18, 2022

The Honorable Katie Hobbs
Arizona Secretary of State
1700 West Washington Street
Phoenix, AZ 85007

Dear Secretary Hobbs:

I, the undersigned, being the Chairman of the Gila County Board of Supervisors, do hereby certify that on Friday, November 18, 2022, the Gila County Board of Supervisors canvassed the returns of the November 8, 2022 General Election held within Gila County, Arizona, and testify that the tabulation of votes attached hereto is a true and correct copy of all votes cast at said election.


IN WITNESS WHEREOF, I have affixed my signature and the great seal of Gila County at Globe, Arizona, on this 18th day of November 2022.

Sincerely,



Woody Cline, Chairman

Attest:


to James Menlove, Clerk of the Board

/ms
Attachment

Gila County Arizona

General Election

November 8, 2022

CONTENTS

- **Precinct Listing**

- **Voter Turn-out**
 - Gila County
 - Other Counties

- **Total Ballots Summary**
 - County Summary All Races
 - Precinct Detail All Races

- **Polling Place Ballots**
 - County Summary All Races

- **Early Ballots**
 - County Summary All Races
 - Rejection Summary

- **Provisional Ballots**
 - County Summary All Races
 - Rejection Summary

- **Official Write-In Candidates**
 - Votes Cast Summary

- **RTDWID Election Summary**

Precinct Listing

2022 General Election Precinct Listing

VOTE CENTER OR PRECINCT	LOCATION	ADDRESS	PRECINCTS ASSOCIATED
Globe Vote Center	Globe Elks Lodge	1910 E Maple Street, Globe, AZ 85501	Globe No. 1 (100) / Globe No. 2 (105) / Globe No. 3 (110) / Globe No. 4 (115) / Globe No. 6 (120) / Globe No. 7 (125) / Globe No. 8 (130) / Globe No 11 (135) / East Globe (140)
Miami Vote Center	Miami High School	4635 S Ragus Road, Miami, AZ 85539	Miami No. 1 (150) / Miami No. 3 (155) / Claypool No. 1 (160) / Claypool No. 2 (165) / Claypool No. 3 (170) / Central Heights (175) / Pinal Creek (180) / Wheatfields (185)
Payson Vote Center #1	Expedition Church	302 S Ash Street, Payson, AZ 85541	Payson No. 1 (200) / Payson No. 3 (210)
Payson Vote Center #2	Church of the Nazarene	200 E Tyler Pkwy, Payson, AZ 85541	Payson No. 4 (215) / Payson No. 5 (220) / Payson No. 7 (230) / Payson No. 8 (235)
Payson Vote Center #3	Mount Cross Lutheran Church	601 East Hwy 260, Payson, AZ 85541	Payson No. 2 (205) / Payson No. 6 (225)
Star Valley Vote Center	Rim View Community Church	4180 AZ-260, Star Valley, AZ 85541	Star Valley (240)
Copper Basin	Hayden/Winkelman School Auditorium	824 Thorn Ave, Winkelman, AZ 85192	Copper Basin (300)
Gisela	Gisela Community Church	256 Tatum Trail, Gisela, AZ 85541	Gisela (305)
Pine Strawberry	First Baptist Church of Pine	4039 AZ-87, Pine, AZ 85544	Pine-Strawberry East (310) / Pine Strawberry West (315)
Roosevelt	Roosevelt Baptist Church	18659 AZ-188, Roosevelt, AZ 85545	Roosevelt (320) / Sierra Ancha (325)
Tonto Basin	Tonto Basin Chamber of Commerce	45675 AZ-188, Tonto Basin, 85553	Tonto Basin (330)
Whispering Pines	East Verde Baptist Church	11209 Houston Mesa Rd, Payson, AZ 85541	Whispering Pines (335)
Young	Pleasant Valley Community Center	72000 AZ-288, Young, AZ 85554	Young (340)
Zane Grey	Christopher Creek Bible Fellowship Church	1036 Christopher Creek Loop, Payson 85541	Zane Grey (345)
Canyon Day	Canyon Day Jr High School Library	4621 S 9th Street, Canyon Day, AZ 85941	Canyon Day (400)
Carrizo	Carrizo Assembly of God Church	V-10 Road, Carrizo, AZ 85911	Carrizo (405)
San Carlos	Rice Gym	Mohave Avenue & Yavapai St, San Carlos, AZ 85550	San Carlos (410)

VOTER TURN-OUT
Gila County
All Counties

Gila County Arizona
 General Election
 November 8, 2022
Voter Turn-out

Precinct	No. Reg. Voters	All County Ballots		Early Ballots		Polling Place Ballots		Provisional Ballots	
		Total Ballots Tabulated	Overall % Turnout	Number Ballots	% Turnout	Number Ballots	% Turnout	Number Ballots	% Turnout
Globe #1 (100)	627	396	63.16%	298	47.53%	96	15.31%	2	0.32%
Globe #2 (105)	223	146	65.47%	125	56.05%	20	8.97%	1	0.45%
Globe #3 (110)	137	76	55.47%	59	43.07%	15	10.95%	2	1.46%
Globe #4 (115)	585	352	60.17%	277	47.35%	69	11.79%	6	1.03%
Globe #6 (120)	851	560	65.80%	447	52.53%	104	12.22%	9	1.06%
Globe #7 (125)	442	304	68.78%	237	53.62%	62	14.03%	5	1.13%
Globe #8 (130)	548	292	53.28%	238	43.43%	51	9.31%	3	0.55%
Globe #11 (135)	660	451	68.33%	347	52.58%	100	15.15%	4	0.61%
East Globe (140)	862	610	70.77%	458	53.13%	140	16.24%	12	1.39%
Miami No. 1 (150)	501	281	56.09%	225	44.91%	52	10.38%	4	0.80%
Miami No. 3 (155)	469	249	53.09%	185	39.45%	62	13.22%	2	0.43%
Claypool #1 (160)	761	442	58.08%	317	41.66%	122	16.03%	3	0.39%
Claypool #2 (165)	699	427	61.09%	321	45.92%	103	14.74%	3	0.43%
Claypool #3 (170)	473	255	53.91%	204	43.13%	50	10.57%	1	0.21%
Central Heights (175)	487	242	49.69%	175	35.93%	66	13.55%	1	0.21%
Pinal Creek (180)	250	171	68.40%	135	54.00%	35	14.00%	1	0.40%
Wheatfields (185)	126	82	65.08%	74	58.73%	7	5.56%	1	0.79%
Payson #1 (200)	1,367	928	67.89%	742	54.28%	179	13.09%	7	0.51%
Payson #2 (205)	1,954	1,448	74.10%	1,216	62.23%	229	11.72%	3	0.15%
Payson #3 (210)	2,562	2,086	81.42%	1,809	70.61%	277	10.81%	-	0.00%
Payson #4 (215)	1,214	855	70.43%	694	57.17%	156	12.85%	5	0.41%
Payson #5 (220)	1,775	1,335	75.21%	1,108	62.42%	224	12.62%	3	0.17%
Payson #6 (225)	1,181	805	68.16%	661	55.97%	142	12.02%	2	0.17%
Payson #7 (230)	941	664	70.56%	541	57.49%	119	12.65%	4	0.43%
Payson #8 (235)	1,400	1,088	77.71%	856	61.14%	228	16.29%	4	0.29%
Star Valley (240)	2,509	1,986	79.16%	1,596	63.61%	384	15.30%	6	0.24%
Copper Basin (300)	646	365	56.50%	318	49.23%	41	6.35%	6	0.93%
Gisela (305)	589	379	64.35%	292	49.58%	86	14.60%	1	0.17%
Pine Strawberry East (310)	648	542	83.64%	432	66.67%	108	16.67%	2	0.31%
Pine Strawberry West (315)	1,895	1,469	77.52%	1,149	60.63%	317	16.73%	3	0.16%
Roosevelt (320)	227	185	81.50%	145	63.88%	40	17.62%	-	0.00%
Sierra Ancha (325)	159	86	54.09%	85	53.46%	1	0.63%	-	0.00%

Gila County Arizona
 General Election
 November 8, 2022
Voter Turn-out

Precinct	No. Reg. Voters	All County Ballots		Early Ballots		Polling Place Ballots		Provisional Ballots	
		Total Ballots Tabulated	Overall % Turnout	Number Ballots	% Turnout	Number Ballots	% Turnout	Number Ballots	% Turnout
Tonto Basin (330)	1,331	1,035	77.76%	792	59.50%	243	18.26%	-	0.00%
Whispering Pines (335)	248	193	77.82%	149	60.08%	44	17.74%	-	0.00%
Young (340)	640	491	76.72%	348	54.38%	141	22.03%	2	0.31%
Zane Grey (345)	663	505	76.17%	412	62.14%	93	14.03%	-	0.00%
Canyon Day (400)	752	274	36.44%	84	11.17%	179	23.80%	11	1.46%
Carrizo (405)	45	24	53.33%	7	15.56%	16	35.56%	1	2.22%
San Carlos (410)	2,502	723	28.90%	277	11.07%	441	17.63%	5	0.20%
TOTALS	33,949	22,802	67.17%	17,835	52.53%	4,842	14.26%	125	0.37%

General Election Statewide Turnout*

County	Ballots Cast	Registered Voters	Voter Turnout
Apache	26,593	51,981	51.16%
Cochise	47,284	77,394	61.10%
Coconino	55,079	90,829	60.64%
Gila	22,802	33,949	67.17%
Graham	10,999	19,487	56.44%
Greenlee	2,487	4,669	53.27%
La Paz	5,588	11,311	49.40%
Maricopa	1,556,778	2,435,397	63.92%
Mohave	82,758	146,919	56.33%
Navajo	40,970	69,040	59.34%
Pima	402,003	639,885	62.82%
Pinal	145,600	262,694	55.43%
Santa Cruz	13,155	29,189	45.07%
Yavapai	124,871	166,052	75.20%
Yuma	46,830	105,133	44.54%

*As of 4:00 PM 11/17/2022

TOTAL BALLOTS SUMMARY
County Summary
Precinct Detail

Summary
2022 General Election
November 8, 2022

Unofficial Results
County of Gila,
State of Arizona

Statistics






	TOTAL	Early	Election Day	Provisional
Registered Voters - Total	33,949			
Ballots Cast - Total	22,802	17,835	4,842	125
Voter Turnout - Total	67.17%			

Summary
2022 General Election
November 8, 2022

Unofficial Results
County of Gila,
State of Arizona





U.S. Senator

Vote For 1

	TOTAL	VOTE %		Early	Election Day	Provisional
REP MASTERS, BLAKE	13,958	61.83%		10,366	3,513	79
DEM KELLY, MARK	7,984	35.37%		6,766	1,177	41
LBT VICTOR, MARC J.	601	2.66%		501	97	3
Write-In Totals	30	0.13%		21	9	0
Total Votes Cast	22,573	100.00%		17,654	4,796	123





U.S. Representative in Congress District 2

Vote For 1

	TOTAL	VOTE %		Early	Election Day	Provisional
REP CRANE, ELI	14,569	65.09%		10,900	3,588	81
DEM O'HALLERAN, TOM	7,774	34.73%		6,562	1,176	36
Write-In Totals	41	0.18%		36	5	0
Total Votes Cast	22,384	100.00%		17,498	4,769	117




Governor

Vote For 1

	TOTAL	VOTE %		Early	Election Day	Provisional
REP LAKE, KARI	14,763	65.62%		11,033	3,646	84
DEM HOBBS, KATIE	7,674	34.11%		6,503	1,131	40
Write-In Totals	62	0.28%		54	8	0
Total Votes Cast	22,499	100.00%		17,590	4,785	124





State Senator District 6

Vote For 1

	TOTAL	VOTE %		Early	Election Day	Provisional
DEM HATATHLIE, THERESA	935	99.26%		333	585	17
Write-In Totals	7	0.74%		4	3	0
Total Votes Cast	942	100.00%		337	588	17





State Senator District 7

Vote For 1

	TOTAL	VOTE %		Early	Election Day	Provisional
REP ROGERS, WENDY	14,652	68.85%		11,009	3,559	84
DEM NITSCHKE, KYLE	6,576	30.90%		5,997	559	20
Write-In Totals	54	0.25%		48	6	0
Total Votes Cast	21,282	100.00%		17,054	4,124	104

State Representative District 6

Vote For 2





	TOTAL	VOTE %		Early	Election Day	Provisional
DEM PESHLAKAI, MAE	634	46.31%		251	375	8
DEM TSOSIE, MYRON	727	53.10%		271	443	13
Write-In Totals	8	0.58%		3	5	0
Total Votes Cast	1,369	100.00%		525	823	21

Summary
2022 General Election
November 8, 2022

Unofficial Results
County of Gila,
State of Arizona





State Representative District 7

Vote For 2

	TOTAL	VOTE %		Early	Election Day	Provisional
REP COOK, DAVID	13,893	51.52%		10,791	3,035	67
REP MARSHALL SR., DAVID	12,689	47.06%		9,907	2,724	58
Write-In Totals	383	1.42%		351	31	1
Total Votes Cast	26,965	100.00%		21,049	5,790	126





Secretary of State

Vote For 1

	TOTAL	VOTE %		Early	Election Day	Provisional
REP FINCHEM, MARK	14,103	63.24%		10,472	3,550	81
DEM FONTES, ADRIAN	8,176	36.66%		6,948	1,191	37
Write-In Totals	22	0.10%		19	3	0
Total Votes Cast	22,301	100.00%		17,439	4,744	118





Attorney General

Vote For 1

	TOTAL	VOTE %		Early	Election Day	Provisional
REP HAMADEH, ABRAHAM "ABE"	14,538	65.21%		10,875	3,579	84
DEM MAYES, KRIS	7,727	34.66%		6,539	1,152	36
Write-In Totals	28	0.13%		23	5	0
Total Votes Cast	22,293	100.00%		17,437	4,736	120





State Treasurer

Vote For 1

	TOTAL	VOTE %		Early	Election Day	Provisional
REP YEE, KIMBERLY	15,685	70.45%		11,917	3,681	87
DEM QUEZADA, MARTÍN	6,553	29.43%		5,489	1,033	31
Write-In Totals	25	0.11%		19	6	0
Total Votes Cast	22,263	100.00%		17,425	4,720	118




Superintendent of Public Instruction

Vote For 1

	TOTAL	VOTE %		Early	Election Day	Provisional
REP HORNE, TOM	14,554	65.17%		10,869	3,599	86
DEM HOFFMAN, KATHY	7,756	34.73%		6,576	1,148	32
Write-In Totals	24	0.11%		19	5	0
Total Votes Cast	22,334	100.00%		17,464	4,752	118

State Mine Inspector

Vote For 1







	TOTAL	VOTE %		Early	Election Day	Provisional
REP MARSH, PAUL	17,459	98.73%		13,420	3,944	95
Write-In Totals	224	1.27%		171	50	3
Total Votes Cast	17,683	100.00%		13,591	3,994	98

Summary
2022 General Election
November 8, 2022

Unofficial Results
County of Gila,
State of Arizona




Corporation Commissioner

Vote For 2

	TOTAL	VOTE %		Early	Election Day	Provisional
REP MYERS, NICHOLAS "NICK"	13,627	33.47%		10,369	3,184	74
REP THOMPSON, KEVIN	13,603	33.41%		10,383	3,148	72
DEM KENNEDY, SANDRA	7,150	17.56%		6,081	1,039	30
DEM KUBY, LAUREN	6,311	15.50%		5,455	834	22
Write-In Totals	20	0.05%		17	3	0
Total Votes Cast	40,711	100.00%		32,305	8,208	198




Board of Supervisors District 1

Vote For 1

	TOTAL	VOTE %		Early	Election Day	Provisional
REP CHRISTENSEN, STEVE	8,171	99.05%		6,487	1,660	24
Write-In Totals	78	0.95%		72	6	0
Total Votes Cast	8,249	100.00%		6,559	1,666	24




Clerk of the Superior Court

Vote For 1

	TOTAL	VOTE %		Early	Election Day	Provisional
DEM ESCOBEDO, ANITA "ANNIE"	13,008	95.68%		10,581	2,363	64
Write-In Totals	587	4.32%		380	204	3
Total Votes Cast	13,595	100.00%		10,961	2,567	67




Justice of the Peace Globe Regional

Vote For 1

	TOTAL	VOTE %		Early	Election Day	Provisional
DEM REARDON, JORDAN	5,096	97.33%		3,709	1,336	51
Write-In Totals	140	2.67%		83	57	0
Total Votes Cast	5,236	100.00%		3,792	1,393	51




Justice of the Peace Payson Regional

Vote For 1

	TOTAL	VOTE %		Early	Election Day	Provisional
REP GARVIN, DONALD (DONNY)	12,484	98.65%		9,841	2,606	37
Write-In Totals	171	1.35%		151	20	0
Total Votes Cast	12,655	100.00%		9,992	2,626	37

Constable Globe Regional

Vote For 1




	TOTAL	VOTE %		Early	Election Day	Provisional
DEM MANCHA, RUBEN	5,180	97.37%		3,776	1,352	52
Write-In Totals	140	2.63%		86	53	1
Total Votes Cast	5,320	100.00%		3,862	1,405	53

Summary
 2022 General Election
 November 8, 2022

Unofficial Results
 County of Gila,
 State of Arizona




Constable Payson Regional

Vote For 1

	TOTAL	VOTE %		Early	Election Day	Provisional
REP MCDANIEL, RONNIE	12,567	98.86%		9,941	2,591	35
Write-In Totals	145	1.14%		131	14	0
Total Votes Cast	12,712	100.00%		10,072	2,605	35




BEENE, JAMES, Supreme Court Justice

Vote For 1

	TOTAL	VOTE %		Early	Election Day	Provisional
Yes	13,704	79.52%		10,858	2,784	62
No	3,530	20.48%		2,669	841	20
Total Votes Cast	17,234	100.00%		13,527	3,625	82




MONTGOMERY, WILLIAM, Supreme Court Justice

Vote For 1

	TOTAL	VOTE %		Early	Election Day	Provisional
Yes	12,221	69.32%		9,536	2,625	60
No	5,409	30.68%		4,397	990	22
Total Votes Cast	17,630	100.00%		13,933	3,615	82




TIMMER, ANN, Supreme Court Justice

Vote For 1

	TOTAL	VOTE %		Early	Election Day	Provisional
Yes	14,227	80.80%		11,450	2,720	57
No	3,381	19.20%		2,468	892	21
Total Votes Cast	17,608	100.00%		13,918	3,612	78





Judge of the Superior Court Div. 2

Vote For 1

	TOTAL	VOTE %		Early	Election Day	Provisional
WRIGHT, TIMOTHY	15,715	98.32%		12,322	3,316	77
Write-In Totals	269	1.68%		177	90	2
Total Votes Cast	15,984	100.00%		12,499	3,406	79

Mayor Town of Payson

Vote For 1

	TOTAL	VOTE %		Early	Election Day	Provisional
HIGGINS, CHRIS	4,282	50.82%		3,703	570	9
MORRISSEY, TOM	4,075	48.37%		3,316	748	11
Write-In Totals	68	0.81%		49	19	0
Total Votes Cast	8,425	100.00%		7,068	1,337	20

Summary
2022 General Election
November 8, 2022

Unofficial Results
County of Gila,
State of Arizona

Board Member Rim Trail DWID

Vote For 2

	TOTAL	VOTE %		Early	Election Day	Provisional
DRISCOLL, J.T.	37	50.68%		26	11	0
LUTRARIO, JOSEPH	10	13.70%		10	0	0
TANNER JR., RAY	26	35.62%		17	9	0
Write-In Totals	0	0.00%		0	0	0
Total Votes Cast	73	100.00%		53	20	0

Board Member Pleasant Valley FD

Vote For 3

	TOTAL	VOTE %		Early	Election Day	Provisional
HUNT, KATHY	286	27.34%		213	73	0
JOHNSON, WAYNE	255	24.38%		173	82	0
MCMAHON, JOHN	224	21.41%		153	70	1
TUCCI, THAD	273	26.10%		196	77	0
Write-In Totals	8	0.76%		4	4	0
Total Votes Cast	1,046	100.00%		739	306	1

Board Member Payson Unified School District #10

Vote For 2

	TOTAL	VOTE %		Early	Election Day	Provisional
CONLIN, JOANNE	3,275	20.05%		2,871	397	7
GUERRERO, ELVIA	2,415	14.79%		1,989	425	1
HEATHER, MICHAEL	2,608	15.97%		2,162	439	7
TAYLOR, KATY	4,409	27.00%		3,675	723	11
WARD, SUSAN	3,567	21.84%		2,877	683	7
Write-In Totals	58	0.36%		41	17	0
Total Votes Cast	16,332	100.00%		13,615	2,684	33

Board Member Whiteriver Unified School District #20

Vote For 2

	TOTAL	VOTE %		Early	Election Day	Provisional
FALL, TYLO	95	18.66%		29	64	2
LUPE, CANDY	119	23.38%		48	67	4
PAXSON, MARTY	194	38.11%		57	129	8
TATE, MICHAEL	101	19.84%		29	67	5
Write-In Totals	0	0.00%		0	0	0
Total Votes Cast	509	100.00%		163	327	19

Board Member Young Public School District #5

Vote For 2

	TOTAL	VOTE %		Early	Election Day	Provisional
BELL, DEAN	327	50.39%		246	80	1
Write-In Totals	322	49.61%		206	116	0
Total Votes Cast	649	100.00%		452	196	1

Summary
2022 General Election
November 8, 2022

Unofficial Results
County of Gila,
State of Arizona

Board Member Miami Unified School District #40

Vote For 3

	TOTAL	VOTE %		Early	Election Day	Provisional
ALLEN, DEBBIE	1,134	31.93%		920	210	4
GRAINGER, CINDY	1,174	33.05%		936	234	4
SHRINER, DEANNA	995	28.01%		808	183	4
Write-In Totals	249	7.01%		155	93	1
Total Votes Cast	3,552	100.00%		2,819	720	13

Question Globe Unified School District #1

Vote For 1

	TOTAL	VOTE %		Early	Election Day	Provisional
LEASE LAND AND CONSTRUCTION OF SCHOOL BUILDINGS, YES	2,257	71.45%		1,803	425	29
LEASE LAND AND CONSTRUCTION OF SCHOOL BUILDINGS, NO	902	28.55%		698	193	11
Total Votes Cast	3,159	100.00%		2,501	618	40

PROPOSITION 128

Vote For 1

	TOTAL	VOTE %		Early	Election Day	Provisional
Yes	8,707	40.98%		6,452	2,208	47
No	12,541	59.02%		10,214	2,263	64
Total Votes Cast	21,248	100.00%		16,666	4,471	111

PROPOSITION 129

Vote For 1

	TOTAL	VOTE %		Early	Election Day	Provisional
Yes	13,345	62.58%		10,264	3,006	75
No	7,978	37.42%		6,459	1,481	38
Total Votes Cast	21,323	100.00%		16,723	4,487	113

PROPOSITION 130

Vote For 1

	TOTAL	VOTE %		Early	Election Day	Provisional
Yes	12,996	61.79%		10,010	2,923	63
No	8,038	38.21%		6,470	1,523	45
Total Votes Cast	21,034	100.00%		16,480	4,446	108

PROPOSITION 131

Vote For 1

	TOTAL	VOTE %		Early	Election Day	Provisional
Yes	11,259	53.21%		8,643	2,564	52
No	9,901	46.79%		7,936	1,905	60
Total Votes Cast	21,160	100.00%		16,579	4,469	112

Summary
 2022 General Election
 November 8, 2022

Unofficial Results
 County of Gila,
 State of Arizona

PROPOSITION 132

Vote For 1

	TOTAL	VOTE %		Early	Election Day	Provisional
Yes	12,661	59.55%		9,637	2,955	69
No	8,599	40.45%		7,028	1,525	46
Total Votes Cast	21,260	100.00%		16,665	4,480	115

PROPOSITION 209

Vote For 1

	TOTAL	VOTE %		Early	Election Day	Provisional
Yes	14,612	68.40%		11,910	2,625	77
No	6,750	31.60%		4,834	1,879	37
Total Votes Cast	21,362	100.00%		16,744	4,504	114

PROPOSITION 211

Vote For 1

	TOTAL	VOTE %		Early	Election Day	Provisional
Yes	14,680	69.58%		12,094	2,520	66
No	6,418	30.42%		4,482	1,893	43
Total Votes Cast	21,098	100.00%		16,576	4,413	109

PROPOSITION 308

Vote For 1

	TOTAL	VOTE %		Early	Election Day	Provisional
Yes	8,205	38.12%		6,814	1,349	42
No	13,319	61.88%		10,055	3,193	71
Total Votes Cast	21,524	100.00%		16,869	4,542	113

PROPOSITION 309

Vote For 1

	TOTAL	VOTE %		Early	Election Day	Provisional
Yes	13,222	61.51%		9,819	3,332	71
No	8,272	38.49%		7,030	1,199	43
Total Votes Cast	21,494	100.00%		16,849	4,531	114

PROPOSITION 310

Vote For 1

	TOTAL	VOTE %		Early	Election Day	Provisional
Yes	10,818	50.43%		8,808	1,965	45
No	10,633	49.57%		8,007	2,559	67
Total Votes Cast	21,451	100.00%		16,815	4,524	112

Precinct Detail

Globe #1

Statistics

	TOTAL
Registered Voters - Total	627
Ballots Cast - Total	396
Voter Turnout - Total	63.16%

U.S. Senator

Vote For 1

	TOTAL	VOTE %	
REP MASTERS, BLAKE	248	62.94%	<div style="width: 62.94%;"></div>
DEM KELLY, MARK	139	35.28%	<div style="width: 35.28%;"></div>
LBT VICTOR, MARC J.	7	1.78%	<div style="width: 1.78%;"></div>
Write-In Totals	0	0.00%	<div style="width: 0%;"></div>
Total Votes Cast	394	100.00%	<div style="width: 100%;"></div>

U.S. Representative in Congress District 2

Vote For 1

	TOTAL	VOTE %	
REP CRANE, ELI	261	66.92%	<div style="width: 66.92%;"></div>
DEM O'HALLERAN, TOM	128	32.82%	<div style="width: 32.82%;"></div>
Write-In Totals	1	0.26%	<div style="width: 0.26%;"></div>
Total Votes Cast	390	100.00%	<div style="width: 100%;"></div>

Governor

Vote For 1

	TOTAL	VOTE %	
REP LAKE, KARI	270	68.35%	<div style="width: 68.35%;"></div>
DEM HOBBS, KATIE	125	31.65%	<div style="width: 31.65%;"></div>
Write-In Totals	0	0.00%	<div style="width: 0%;"></div>
Total Votes Cast	395	100.00%	<div style="width: 100%;"></div>

State Senator District 7

Vote For 1

	TOTAL	VOTE %	
REP ROGERS, WENDY	273	70.73%	<div style="width: 70.73%;"></div>
DEM NITSCHKE, KYLE	113	29.27%	<div style="width: 29.27%;"></div>
Write-In Totals	0	0.00%	<div style="width: 0%;"></div>
Total Votes Cast	386	100.00%	<div style="width: 100%;"></div>

State Representative District 7

Vote For 2

	TOTAL	VOTE %	
REP COOK, DAVID	261	51.58%	<div style="width: 51.58%;"></div>
REP MARSHALL SR., DAVID	234	46.25%	<div style="width: 46.25%;"></div>
Write-In Totals	11	2.17%	<div style="width: 2.17%;"></div>
Total Votes Cast	506	100.00%	<div style="width: 100%;"></div>

Globe #1

Secretary of State

Vote For 1

	TOTAL	VOTE %	
REP FINCHEM, MARK	238	61.18%	<div><div style="width: 61.18%;"></div></div>
DEM FONTES, ADRIAN	151	38.82%	<div><div style="width: 38.82%;"></div></div>
Write-In Totals	0	0.00%	<div><div style="width: 0%;"></div></div>
Total Votes Cast	389	100.00%	<div><div style="width: 100%;"></div></div>

Attorney General

Vote For 1

	TOTAL	VOTE %	
REP HAMADEH, ABRAHAM "ABE"	252	64.95%	<div><div style="width: 64.95%;"></div></div>
DEM MAYES, KRIS	136	35.05%	<div><div style="width: 35.05%;"></div></div>
Write-In Totals	0	0.00%	<div><div style="width: 0%;"></div></div>
Total Votes Cast	388	100.00%	<div><div style="width: 100%;"></div></div>

State Treasurer

Vote For 1

	TOTAL	VOTE %	
REP YEE, KIMBERLY	266	68.21%	<div><div style="width: 68.21%;"></div></div>
DEM QUEZADA, MARTÍN	124	31.79%	<div><div style="width: 31.79%;"></div></div>
Write-In Totals	0	0.00%	<div><div style="width: 0%;"></div></div>
Total Votes Cast	390	100.00%	<div><div style="width: 100%;"></div></div>

Superintendent of Public Instruction

Vote For 1

	TOTAL	VOTE %	
REP HORNE, TOM	246	63.57%	<div><div style="width: 63.57%;"></div></div>
DEM HOFFMAN, KATHY	141	36.43%	<div><div style="width: 36.43%;"></div></div>
Write-In Totals	0	0.00%	<div><div style="width: 0%;"></div></div>
Total Votes Cast	387	100.00%	<div><div style="width: 100%;"></div></div>

State Mine Inspector

Vote For 1

	TOTAL	VOTE %	
REP MARSH, PAUL	317	99.37%	<div><div style="width: 99.37%;"></div></div>
Write-In Totals	2	0.63%	<div><div style="width: 0.63%;"></div></div>
Total Votes Cast	319	100.00%	<div><div style="width: 100%;"></div></div>

Corporation Commissioner

Vote For 2

	TOTAL	VOTE %	
REP MYERS, NICHOLAS "NICK"	244	33.66%	<div><div style="width: 33.66%;"></div></div>
REP THOMPSON, KEVIN	242	33.38%	<div><div style="width: 33.38%;"></div></div>
DEM KENNEDY, SANDRA	135	18.62%	<div><div style="width: 18.62%;"></div></div>
DEM KUBY, LAUREN	104	14.34%	<div><div style="width: 14.34%;"></div></div>
Write-In Totals	0	0.00%	<div><div style="width: 0%;"></div></div>
Total Votes Cast	725	100.00%	<div><div style="width: 100%;"></div></div>

Globe #1

Clerk of the Superior Court

Vote For 1

	TOTAL	VOTE %	
DEM ESCOBEDO, ANITA "ANNIE"	265	95.67%	<div style="width: 95.67%;"></div>
Write-In Totals	12	4.33%	<div style="width: 4.33%;"></div>
Total Votes Cast	277	100.00%	<div style="width: 100%;"></div>

Justice of the Peace Globe Regional

Vote For 1

	TOTAL	VOTE %	
DEM REARDON, JORDAN	257	94.83%	<div style="width: 94.83%;"></div>
Write-In Totals	14	5.17%	<div style="width: 5.17%;"></div>
Total Votes Cast	271	100.00%	<div style="width: 100%;"></div>

Constable Globe Regional

Vote For 1

	TOTAL	VOTE %	
DEM MANCHA, RUBEN	263	94.95%	<div style="width: 94.95%;"></div>
Write-In Totals	14	5.05%	<div style="width: 5.05%;"></div>
Total Votes Cast	277	100.00%	<div style="width: 100%;"></div>

BEENE, JAMES, Supreme Court Justice

Vote For 1

	TOTAL	VOTE %	
Yes	268	81.71%	<div style="width: 81.71%;"></div>
No	60	18.29%	<div style="width: 18.29%;"></div>
Total Votes Cast	328	100.00%	<div style="width: 100%;"></div>

MONTGOMERY, WILLIAM, Supreme Court Justice

Vote For 1

	TOTAL	VOTE %	
Yes	237	72.26%	<div style="width: 72.26%;"></div>
No	91	27.74%	<div style="width: 27.74%;"></div>
Total Votes Cast	328	100.00%	<div style="width: 100%;"></div>

TIMMER, ANN, Supreme Court Justice

Vote For 1

	TOTAL	VOTE %	
Yes	273	82.23%	<div style="width: 82.23%;"></div>
No	59	17.77%	<div style="width: 17.77%;"></div>
Total Votes Cast	332	100.00%	<div style="width: 100%;"></div>

Judge of the Superior Court Div. 2

Vote For 1

	TOTAL	VOTE %	
WRIGHT, TIMOTHY	279	96.88%	<div style="width: 96.88%;"></div>
Write-In Totals	9	3.12%	<div style="width: 3.12%;"></div>
Total Votes Cast	288	100.00%	<div style="width: 100%;"></div>

Globe #1

Board Member Miami Unified School District #40

Vote For 3

	TOTAL	VOTE %
ALLEN, DEBBIE	0	
GRAINGER, CINDY	0	
SHRINER, DEANNA	0	
Write-In Totals	0	
Total Votes Cast	0	

Question Globe Unified School District #1

Vote For 1

	TOTAL	VOTE %
LEASE LAND AND CONSTRUCTION OF SCHOOL BUILDINGS, YES	220	63.77%
LEASE LAND AND CONSTRUCTION OF SCHOOL BUILDINGS, NO	125	36.23%
Total Votes Cast	345	100.00%

PROPOSITION 128

Vote For 1

	TOTAL	VOTE %
Yes	135	36.10%
No	239	63.90%
Total Votes Cast	374	100.00%

PROPOSITION 129

Vote For 1

	TOTAL	VOTE %
Yes	219	59.03%
No	152	40.97%
Total Votes Cast	371	100.00%

PROPOSITION 130

Vote For 1

	TOTAL	VOTE %
Yes	218	59.40%
No	149	40.60%
Total Votes Cast	367	100.00%

PROPOSITION 131

Vote For 1

	TOTAL	VOTE %
Yes	193	52.02%
No	178	47.98%
Total Votes Cast	371	100.00%

PROPOSITION 132




Vote For 1

	TOTAL	VOTE %
Yes	198	53.37%
No	173	46.63%
Total Votes Cast	371	100.00%

Globe #1


PROPOSITION 209

Vote For 1

	TOTAL	VOTE %	
Yes	272	73.32%	
No	99	26.68%	
Total Votes Cast	371	100.00%	




PROPOSITION 211

Vote For 1

	TOTAL	VOTE %	
Yes	274	73.85%	
No	97	26.15%	
Total Votes Cast	371	100.00%	




PROPOSITION 308

Vote For 1

	TOTAL	VOTE %	
Yes	149	40.05%	
No	223	59.95%	
Total Votes Cast	372	100.00%	




PROPOSITION 309

Vote For 1

	TOTAL	VOTE %	
Yes	219	58.56%	
No	155	41.44%	
Total Votes Cast	374	100.00%	

PROPOSITION 310

Vote For 1

	TOTAL	VOTE %	
Yes	171	46.22%	
No	199	53.78%	
Total Votes Cast	370	100.00%	

Globe #2

Statistics

	TOTAL
Registered Voters - Total	223
Ballots Cast - Total	146
Voter Turnout - Total	65.47%

U.S. Senator

Vote For 1

	TOTAL	VOTE %	
REP MASTERS, BLAKE	63	44.06%	<div style="width: 44.06%;"></div>
DEM KELLY, MARK	76	53.15%	<div style="width: 53.15%;"></div>
LBT VICTOR, MARC J.	4	2.80%	<div style="width: 2.80%;"></div>
Write-In Totals	0	0.00%	<div style="width: 0.00%;"></div>
Total Votes Cast	143	100.00%	<div style="width: 100.00%;"></div>

U.S. Representative in Congress District 2

Vote For 1

	TOTAL	VOTE %	
REP CRANE, ELI	63	44.06%	<div style="width: 44.06%;"></div>
DEM O'HALLERAN, TOM	79	55.24%	<div style="width: 55.24%;"></div>
Write-In Totals	1	0.70%	<div style="width: 0.70%;"></div>
Total Votes Cast	143	100.00%	<div style="width: 100.00%;"></div>

Governor

Vote For 1

	TOTAL	VOTE %	
REP LAKE, KARI	68	46.90%	<div style="width: 46.90%;"></div>
DEM HOBBS, KATIE	77	53.10%	<div style="width: 53.10%;"></div>
Write-In Totals	0	0.00%	<div style="width: 0.00%;"></div>
Total Votes Cast	145	100.00%	<div style="width: 100.00%;"></div>

State Senator District 7

Vote For 1

	TOTAL	VOTE %	
REP ROGERS, WENDY	74	50.68%	<div style="width: 50.68%;"></div>
DEM NITSCHKE, KYLE	72	49.32%	<div style="width: 49.32%;"></div>
Write-In Totals	0	0.00%	<div style="width: 0.00%;"></div>
Total Votes Cast	146	100.00%	<div style="width: 100.00%;"></div>

State Representative District 7

Vote For 2

	TOTAL	VOTE %	
REP COOK, DAVID	75	52.82%	<div style="width: 52.82%;"></div>
REP MARSHALL SR., DAVID	62	43.66%	<div style="width: 43.66%;"></div>
Write-In Totals	5	3.52%	<div style="width: 3.52%;"></div>
Total Votes Cast	142	100.00%	<div style="width: 100.00%;"></div>

Globe #2

Secretary of State

Vote For 1

	TOTAL	VOTE %	
REP FINCHEM, MARK	65	44.52%	<div style="width: 44.52%;"></div>
DEM FONTES, ADRIAN	81	55.48%	<div style="width: 55.48%;"></div>
Write-In Totals	0	0.00%	<div style="width: 0.00%;"></div>
Total Votes Cast	146	100.00%	<div style="width: 100.00%;"></div>

Attorney General

Vote For 1

	TOTAL	VOTE %	
REP HAMADEH, ABRAHAM "ABE"	70	48.28%	<div style="width: 48.28%;"></div>
DEM MAYES, KRIS	75	51.72%	<div style="width: 51.72%;"></div>
Write-In Totals	0	0.00%	<div style="width: 0.00%;"></div>
Total Votes Cast	145	100.00%	<div style="width: 100.00%;"></div>

State Treasurer

Vote For 1

	TOTAL	VOTE %	
REP YEE, KIMBERLY	76	52.78%	<div style="width: 52.78%;"></div>
DEM QUEZADA, MARTÍN	68	47.22%	<div style="width: 47.22%;"></div>
Write-In Totals	0	0.00%	<div style="width: 0.00%;"></div>
Total Votes Cast	144	100.00%	<div style="width: 100.00%;"></div>

Superintendent of Public Instruction

Vote For 1

	TOTAL	VOTE %	
REP HORNE, TOM	68	47.89%	<div style="width: 47.89%;"></div>
DEM HOFFMAN, KATHY	73	51.41%	<div style="width: 51.41%;"></div>
Write-In Totals	1	0.70%	<div style="width: 0.70%;"></div>
Total Votes Cast	142	100.00%	<div style="width: 100.00%;"></div>

State Mine Inspector

Vote For 1

	TOTAL	VOTE %	
REP MARSH, PAUL	92	94.85%	<div style="width: 94.85%;"></div>
Write-In Totals	5	5.15%	<div style="width: 5.15%;"></div>
Total Votes Cast	97	100.00%	<div style="width: 100.00%;"></div>

Corporation Commissioner

Vote For 2

	TOTAL	VOTE %	
REP MYERS, NICHOLAS "NICK"	60	23.08%	<div style="width: 23.08%;"></div>
REP THOMPSON, KEVIN	63	24.23%	<div style="width: 24.23%;"></div>
DEM KENNEDY, SANDRA	75	28.85%	<div style="width: 28.85%;"></div>
DEM KUBY, LAUREN	62	23.85%	<div style="width: 23.85%;"></div>
Write-In Totals	0	0.00%	<div style="width: 0.00%;"></div>
Total Votes Cast	260	100.00%	<div style="width: 100.00%;"></div>

Globe #2

Clerk of the Superior Court

Vote For 1

	TOTAL	VOTE %	
DEM ESCOBEDO, ANITA "ANNIE"	101	97.12%	<div style="width: 97.12%;"></div>
Write-In Totals	3	2.88%	<div style="width: 2.88%;"></div>
Total Votes Cast	104	100.00%	<div style="width: 100%;"></div>

Justice of the Peace Globe Regional

Vote For 1

	TOTAL	VOTE %	
DEM REARDON, JORDAN	100	96.15%	<div style="width: 96.15%;"></div>
Write-In Totals	4	3.85%	<div style="width: 3.85%;"></div>
Total Votes Cast	104	100.00%	<div style="width: 100%;"></div>

Constable Globe Regional

Vote For 1

	TOTAL	VOTE %	
DEM MANCHA, RUBEN	100	96.15%	<div style="width: 96.15%;"></div>
Write-In Totals	4	3.85%	<div style="width: 3.85%;"></div>
Total Votes Cast	104	100.00%	<div style="width: 100%;"></div>

BEENE, JAMES, Supreme Court Justice

Vote For 1

	TOTAL	VOTE %	
Yes	66	62.26%	<div style="width: 62.26%;"></div>
No	40	37.74%	<div style="width: 37.74%;"></div>
Total Votes Cast	106	100.00%	<div style="width: 100%;"></div>

MONTGOMERY, WILLIAM, Supreme Court Justice

Vote For 1

	TOTAL	VOTE %	
Yes	60	53.57%	<div style="width: 53.57%;"></div>
No	52	46.43%	<div style="width: 46.43%;"></div>
Total Votes Cast	112	100.00%	<div style="width: 100%;"></div>

TIMMER, ANN, Supreme Court Justice

Vote For 1

	TOTAL	VOTE %	
Yes	82	73.21%	<div style="width: 73.21%;"></div>
No	30	26.79%	<div style="width: 26.79%;"></div>
Total Votes Cast	112	100.00%	<div style="width: 100%;"></div>

Judge of the Superior Court Div. 2

Vote For 1

	TOTAL	VOTE %	
WRIGHT, TIMOTHY	84	97.67%	<div style="width: 97.67%;"></div>
Write-In Totals	2	2.33%	<div style="width: 2.33%;"></div>
Total Votes Cast	86	100.00%	<div style="width: 100%;"></div>

Globe #2

Question Globe Unified School District #1

Vote For 1

	TOTAL	VOTE %	
LEASE LAND AND CONSTRUCTION OF SCHOOL BUILDINGS, YES	94	72.31%	
LEASE LAND AND CONSTRUCTION OF SCHOOL BUILDINGS, NO	36	27.69%	
Total Votes Cast	130	100.00%	

PROPOSITION 128

Vote For 1

	TOTAL	VOTE %	
Yes	30	21.90%	
No	107	78.10%	
Total Votes Cast	137	100.00%	

PROPOSITION 129

Vote For 1

	TOTAL	VOTE %	
Yes	61	44.53%	
No	76	55.47%	
Total Votes Cast	137	100.00%	

PROPOSITION 130

Vote For 1

	TOTAL	VOTE %	
Yes	59	43.07%	
No	78	56.93%	
Total Votes Cast	137	100.00%	

PROPOSITION 131

Vote For 1

	TOTAL	VOTE %	
Yes	47	34.56%	
No	89	65.44%	
Total Votes Cast	136	100.00%	

PROPOSITION 132

Vote For 1

	TOTAL	VOTE %	
Yes	49	37.12%	
No	83	62.88%	
Total Votes Cast	132	100.00%	

PROPOSITION 209




Vote For 1

	TOTAL	VOTE %	
Yes	103	76.30%	
No	32	23.70%	
Total Votes Cast	135	100.00%	

Globe #2




PROPOSITION 211

Vote For 1

	TOTAL	VOTE %	
Yes	96	72.18%	
No	37	27.82%	
Total Votes Cast	133	100.00%	




PROPOSITION 308

Vote For 1

	TOTAL	VOTE %	
Yes	71	51.82%	
No	66	48.18%	
Total Votes Cast	137	100.00%	




PROPOSITION 309

Vote For 1

	TOTAL	VOTE %	
Yes	53	38.41%	
No	85	61.59%	
Total Votes Cast	138	100.00%	

PROPOSITION 310

Vote For 1

	TOTAL	VOTE %	
Yes	77	56.20%	
No	60	43.80%	
Total Votes Cast	137	100.00%	

Globe #3

Statistics

	TOTAL
Registered Voters - Total	137
Ballots Cast - Total	76
Voter Turnout - Total	55.47%

U.S. Senator

Vote For 1

	TOTAL	VOTE %	
REP MASTERS, BLAKE	33	44.00%	<div style="width: 44%;"><div style="width: 44%;"></div></div>
DEM KELLY, MARK	37	49.33%	<div style="width: 49%;"><div style="width: 49%;"></div></div>
LBT VICTOR, MARC J.	5	6.67%	<div style="width: 6%;"><div style="width: 6%;"></div></div>
Write-In Totals	0	0.00%	<div style="width: 0%;"><div style="width: 0%;"></div></div>
Total Votes Cast	75	100.00%	<div style="width: 100%;"><div style="width: 100%;"></div></div>

U.S. Representative in Congress District 2

Vote For 1

	TOTAL	VOTE %	
REP CRANE, ELI	35	49.30%	<div style="width: 49%;"><div style="width: 49%;"></div></div>
DEM O'HALLERAN, TOM	36	50.70%	<div style="width: 50%;"><div style="width: 50%;"></div></div>
Write-In Totals	0	0.00%	<div style="width: 0%;"><div style="width: 0%;"></div></div>
Total Votes Cast	71	100.00%	<div style="width: 100%;"><div style="width: 100%;"></div></div>

Governor

Vote For 1

	TOTAL	VOTE %	
REP LAKE, KARI	36	50.00%	<div style="width: 50%;"><div style="width: 50%;"></div></div>
DEM HOBBS, KATIE	36	50.00%	<div style="width: 50%;"><div style="width: 50%;"></div></div>
Write-In Totals	0	0.00%	<div style="width: 0%;"><div style="width: 0%;"></div></div>
Total Votes Cast	72	100.00%	<div style="width: 100%;"><div style="width: 100%;"></div></div>

State Senator District 7

Vote For 1

	TOTAL	VOTE %	
REP ROGERS, WENDY	39	52.00%	<div style="width: 52%;"><div style="width: 52%;"></div></div>
DEM NITSCHKE, KYLE	36	48.00%	<div style="width: 48%;"><div style="width: 48%;"></div></div>
Write-In Totals	0	0.00%	<div style="width: 0%;"><div style="width: 0%;"></div></div>
Total Votes Cast	75	100.00%	<div style="width: 100%;"><div style="width: 100%;"></div></div>

State Representative District 7

Vote For 2

	TOTAL	VOTE %	
REP COOK, DAVID	42	50.00%	<div style="width: 50%;"><div style="width: 50%;"></div></div>
REP MARSHALL SR., DAVID	37	44.05%	<div style="width: 44%;"><div style="width: 44%;"></div></div>
Write-In Totals	5	5.95%	<div style="width: 6%;"><div style="width: 6%;"></div></div>
Total Votes Cast	84	100.00%	<div style="width: 100%;"><div style="width: 100%;"></div></div>

Globe #3

Secretary of State

Vote For 1

	TOTAL	VOTE %	
REP FINCHEM, MARK	37	48.68%	<div style="width: 48.68%;"></div>
DEM FONTES, ADRIAN	39	51.32%	<div style="width: 51.32%;"></div>
Write-In Totals	0	0.00%	<div style="width: 0%;"></div>
Total Votes Cast	76	100.00%	<div style="width: 100%;"></div>

Attorney General

Vote For 1

	TOTAL	VOTE %	
REP HAMADEH, ABRAHAM "ABE"	34	47.22%	<div style="width: 47.22%;"></div>
DEM MAYES, KRIS	38	52.78%	<div style="width: 52.78%;"></div>
Write-In Totals	0	0.00%	<div style="width: 0%;"></div>
Total Votes Cast	72	100.00%	<div style="width: 100%;"></div>

State Treasurer

Vote For 1

	TOTAL	VOTE %	
REP YEE, KIMBERLY	40	53.33%	<div style="width: 53.33%;"></div>
DEM QUEZADA, MARTÍN	35	46.67%	<div style="width: 46.67%;"></div>
Write-In Totals	0	0.00%	<div style="width: 0%;"></div>
Total Votes Cast	75	100.00%	<div style="width: 100%;"></div>

Superintendent of Public Instruction

Vote For 1

	TOTAL	VOTE %	
REP HORNE, TOM	35	46.05%	<div style="width: 46.05%;"></div>
DEM HOFFMAN, KATHY	41	53.95%	<div style="width: 53.95%;"></div>
Write-In Totals	0	0.00%	<div style="width: 0%;"></div>
Total Votes Cast	76	100.00%	<div style="width: 100%;"></div>

State Mine Inspector

Vote For 1

	TOTAL	VOTE %	
REP MARSH, PAUL	55	98.21%	<div style="width: 98.21%;"></div>
Write-In Totals	1	1.79%	<div style="width: 1.79%;"></div>
Total Votes Cast	56	100.00%	<div style="width: 100%;"></div>

Corporation Commissioner

Vote For 2

	TOTAL	VOTE %	
REP MYERS, NICHOLAS "NICK"	39	28.47%	<div style="width: 28.47%;"></div>
REP THOMPSON, KEVIN	33	24.09%	<div style="width: 24.09%;"></div>
DEM KENNEDY, SANDRA	36	26.28%	<div style="width: 26.28%;"></div>
DEM KUBY, LAUREN	29	21.17%	<div style="width: 21.17%;"></div>
Write-In Totals	0	0.00%	<div style="width: 0%;"></div>
Total Votes Cast	137	100.00%	<div style="width: 100%;"></div>

Globe #3

Clerk of the Superior Court

Vote For 1

	TOTAL	VOTE %	
DEM ESCOBEDO, ANITA "ANNIE"	55	98.21%	<div style="width: 98.21%;"></div>
Write-In Totals	1	1.79%	<div style="width: 1.79%;"></div>
Total Votes Cast	56	100.00%	<div style="width: 100%;"></div>

Justice of the Peace Globe Regional

Vote For 1

	TOTAL	VOTE %	
DEM REARDON, JORDAN	52	98.11%	<div style="width: 98.11%;"></div>
Write-In Totals	1	1.89%	<div style="width: 1.89%;"></div>
Total Votes Cast	53	100.00%	<div style="width: 100%;"></div>

Constable Globe Regional

Vote For 1

	TOTAL	VOTE %	
DEM MANCHA, RUBEN	51	98.08%	<div style="width: 98.08%;"></div>
Write-In Totals	1	1.92%	<div style="width: 1.92%;"></div>
Total Votes Cast	52	100.00%	<div style="width: 100%;"></div>

BEENE, JAMES, Supreme Court Justice

Vote For 1

	TOTAL	VOTE %	
Yes	53	88.33%	<div style="width: 88.33%;"></div>
No	7	11.67%	<div style="width: 11.67%;"></div>
Total Votes Cast	60	100.00%	<div style="width: 100%;"></div>

MONTGOMERY, WILLIAM, Supreme Court Justice

Vote For 1

	TOTAL	VOTE %	
Yes	49	77.78%	<div style="width: 77.78%;"></div>
No	14	22.22%	<div style="width: 22.22%;"></div>
Total Votes Cast	63	100.00%	<div style="width: 100%;"></div>

TIMMER, ANN, Supreme Court Justice

Vote For 1

	TOTAL	VOTE %	
Yes	51	85.00%	<div style="width: 85.00%;"></div>
No	9	15.00%	<div style="width: 15.00%;"></div>
Total Votes Cast	60	100.00%	<div style="width: 100%;"></div>

Judge of the Superior Court Div. 2

Vote For 1

	TOTAL	VOTE %	
WRIGHT, TIMOTHY	59	98.33%	<div style="width: 98.33%;"></div>
Write-In Totals	1	1.67%	<div style="width: 1.67%;"></div>
Total Votes Cast	60	100.00%	<div style="width: 100%;"></div>

Globe #3

Question Globe Unified School District #1

Vote For 1

	TOTAL	VOTE %	
LEASE LAND AND CONSTRUCTION OF SCHOOL BUILDINGS, YES	50	75.76%	
LEASE LAND AND CONSTRUCTION OF SCHOOL BUILDINGS, NO	16	24.24%	
Total Votes Cast	66	100.00%	

PROPOSITION 128

Vote For 1

	TOTAL	VOTE %	
Yes	26	37.68%	
No	43	62.32%	
Total Votes Cast	69	100.00%	

PROPOSITION 129

Vote For 1

	TOTAL	VOTE %	
Yes	38	55.88%	
No	30	44.12%	
Total Votes Cast	68	100.00%	

PROPOSITION 130

Vote For 1

	TOTAL	VOTE %	
Yes	35	51.47%	
No	33	48.53%	
Total Votes Cast	68	100.00%	

PROPOSITION 131

Vote For 1

	TOTAL	VOTE %	
Yes	29	42.03%	
No	40	57.97%	
Total Votes Cast	69	100.00%	

PROPOSITION 132

Vote For 1

	TOTAL	VOTE %	
Yes	35	50.72%	
No	34	49.28%	
Total Votes Cast	69	100.00%	

PROPOSITION 209




Vote For 1

	TOTAL	VOTE %	
Yes	55	75.34%	
No	18	24.66%	
Total Votes Cast	73	100.00%	

Globe #3




PROPOSITION 211

Vote For 1

	TOTAL	VOTE %	
Yes	54	77.14%	
No	16	22.86%	
Total Votes Cast	70	100.00%	




PROPOSITION 308

Vote For 1

	TOTAL	VOTE %	
Yes	36	50.00%	
No	36	50.00%	
Total Votes Cast	72	100.00%	




PROPOSITION 309

Vote For 1

	TOTAL	VOTE %	
Yes	27	38.57%	
No	43	61.43%	
Total Votes Cast	70	100.00%	

PROPOSITION 310

Vote For 1

	TOTAL	VOTE %	
Yes	34	48.57%	
No	36	51.43%	
Total Votes Cast	70	100.00%	

Globe #4

Statistics

	TOTAL
Registered Voters - Total	585
Ballots Cast - Total	352
Voter Turnout - Total	60.17%

U.S. Senator

Vote For 1

	TOTAL	VOTE %	
REP MASTERS, BLAKE	159	45.95%	<div style="width: 45.95%;"></div>
DEM KELLY, MARK	179	51.73%	<div style="width: 51.73%;"></div>
LBT VICTOR, MARC J.	8	2.31%	<div style="width: 2.31%;"></div>
Write-In Totals	0	0.00%	<div style="width: 0%;"></div>
Total Votes Cast	346	100.00%	<div style="width: 100%;"></div>

U.S. Representative in Congress District 2

Vote For 1

	TOTAL	VOTE %	
REP CRANE, ELI	168	48.55%	<div style="width: 48.55%;"></div>
DEM O'HALLERAN, TOM	178	51.45%	<div style="width: 51.45%;"></div>
Write-In Totals	0	0.00%	<div style="width: 0%;"></div>
Total Votes Cast	346	100.00%	<div style="width: 100%;"></div>

Governor

Vote For 1

	TOTAL	VOTE %	
REP LAKE, KARI	180	52.02%	<div style="width: 52.02%;"></div>
DEM HOBBS, KATIE	166	47.98%	<div style="width: 47.98%;"></div>
Write-In Totals	0	0.00%	<div style="width: 0%;"></div>
Total Votes Cast	346	100.00%	<div style="width: 100%;"></div>

State Senator District 7

Vote For 1

	TOTAL	VOTE %	
REP ROGERS, WENDY	179	51.88%	<div style="width: 51.88%;"></div>
DEM NITSCHKE, KYLE	165	47.83%	<div style="width: 47.83%;"></div>
Write-In Totals	1	0.29%	<div style="width: 0.29%;"></div>
Total Votes Cast	345	100.00%	<div style="width: 100%;"></div>

State Representative District 7

Vote For 2

	TOTAL	VOTE %	
REP COOK, DAVID	194	48.38%	<div style="width: 48.38%;"></div>
REP MARSHALL SR., DAVID	195	48.63%	<div style="width: 48.63%;"></div>
Write-In Totals	12	2.99%	<div style="width: 2.99%;"></div>
Total Votes Cast	401	100.00%	<div style="width: 100%;"></div>

Globe #4

Secretary of State

Vote For 1

	TOTAL	VOTE %	
REP FINCHEM, MARK	170	49.13%	<div style="width: 49.13%;"></div>
DEM FONTES, ADRIAN	176	50.87%	<div style="width: 50.87%;"></div>
Write-In Totals	0	0.00%	<div style="width: 0.00%;"></div>
Total Votes Cast	346	100.00%	<div style="width: 100.00%;"></div>

Attorney General

Vote For 1

	TOTAL	VOTE %	
REP HAMADEH, ABRAHAM "ABE"	169	49.42%	<div style="width: 49.42%;"></div>
DEM MAYES, KRIS	173	50.58%	<div style="width: 50.58%;"></div>
Write-In Totals	0	0.00%	<div style="width: 0.00%;"></div>
Total Votes Cast	342	100.00%	<div style="width: 100.00%;"></div>

State Treasurer

Vote For 1

	TOTAL	VOTE %	
REP YEE, KIMBERLY	194	56.73%	<div style="width: 56.73%;"></div>
DEM QUEZADA, MARTÍN	148	43.27%	<div style="width: 43.27%;"></div>
Write-In Totals	0	0.00%	<div style="width: 0.00%;"></div>
Total Votes Cast	342	100.00%	<div style="width: 100.00%;"></div>

Superintendent of Public Instruction

Vote For 1

	TOTAL	VOTE %	
REP HORNE, TOM	179	51.88%	<div style="width: 51.88%;"></div>
DEM HOFFMAN, KATHY	166	48.12%	<div style="width: 48.12%;"></div>
Write-In Totals	0	0.00%	<div style="width: 0.00%;"></div>
Total Votes Cast	345	100.00%	<div style="width: 100.00%;"></div>

State Mine Inspector

Vote For 1

	TOTAL	VOTE %	
REP MARSH, PAUL	250	97.28%	<div style="width: 97.28%;"></div>
Write-In Totals	7	2.72%	<div style="width: 2.72%;"></div>
Total Votes Cast	257	100.00%	<div style="width: 100.00%;"></div>

Corporation Commissioner

Vote For 2

	TOTAL	VOTE %	
REP MYERS, NICHOLAS "NICK"	167	26.51%	<div style="width: 26.51%;"></div>
REP THOMPSON, KEVIN	166	26.35%	<div style="width: 26.35%;"></div>
DEM KENNEDY, SANDRA	154	24.44%	<div style="width: 24.44%;"></div>
DEM KUBY, LAUREN	143	22.70%	<div style="width: 22.70%;"></div>
Write-In Totals	0	0.00%	<div style="width: 0.00%;"></div>
Total Votes Cast	630	100.00%	<div style="width: 100.00%;"></div>

Globe #4

Clerk of the Superior Court

Vote For 1

	TOTAL	VOTE %	
DEM ESCOBEDO, ANITA "ANNIE"	263	98.13%	<div style="width: 98.13%;"></div>
Write-In Totals	5	1.87%	<div style="width: 1.87%;"></div>
Total Votes Cast	268	100.00%	<div style="width: 100%;"></div>

Justice of the Peace Globe Regional

Vote For 1

	TOTAL	VOTE %	
DEM REARDON, JORDAN	245	96.84%	<div style="width: 96.84%;"></div>
Write-In Totals	8	3.16%	<div style="width: 3.16%;"></div>
Total Votes Cast	253	100.00%	<div style="width: 100%;"></div>

Constable Globe Regional

Vote For 1

	TOTAL	VOTE %	
DEM MANCHA, RUBEN	248	97.25%	<div style="width: 97.25%;"></div>
Write-In Totals	7	2.75%	<div style="width: 2.75%;"></div>
Total Votes Cast	255	100.00%	<div style="width: 100%;"></div>

BEENE, JAMES, Supreme Court Justice

Vote For 1

	TOTAL	VOTE %	
Yes	222	80.14%	<div style="width: 80.14%;"></div>
No	55	19.86%	<div style="width: 19.86%;"></div>
Total Votes Cast	277	100.00%	<div style="width: 100%;"></div>

MONTGOMERY, WILLIAM, Supreme Court Justice

Vote For 1

	TOTAL	VOTE %	
Yes	206	72.54%	<div style="width: 72.54%;"></div>
No	78	27.46%	<div style="width: 27.46%;"></div>
Total Votes Cast	284	100.00%	<div style="width: 100%;"></div>

TIMMER, ANN, Supreme Court Justice

Vote For 1

	TOTAL	VOTE %	
Yes	236	83.69%	<div style="width: 83.69%;"></div>
No	46	16.31%	<div style="width: 16.31%;"></div>
Total Votes Cast	282	100.00%	<div style="width: 100%;"></div>

Judge of the Superior Court Div. 2

Vote For 1

	TOTAL	VOTE %	
WRIGHT, TIMOTHY	234	97.50%	<div style="width: 97.50%;"></div>
Write-In Totals	6	2.50%	<div style="width: 2.50%;"></div>
Total Votes Cast	240	100.00%	<div style="width: 100%;"></div>

Globe #4

Question Globe Unified School District #1

Vote For 1

	TOTAL	VOTE %	
LEASE LAND AND CONSTRUCTION OF SCHOOL BUILDINGS, YES	230	72.10%	
LEASE LAND AND CONSTRUCTION OF SCHOOL BUILDINGS, NO	89	27.90%	
Total Votes Cast	319	100.00%	

PROPOSITION 128

Vote For 1

	TOTAL	VOTE %	
Yes	108	32.73%	
No	222	67.27%	
Total Votes Cast	330	100.00%	

PROPOSITION 129

Vote For 1

	TOTAL	VOTE %	
Yes	167	50.30%	
No	165	49.70%	
Total Votes Cast	332	100.00%	

PROPOSITION 130

Vote For 1

	TOTAL	VOTE %	
Yes	172	52.92%	
No	153	47.08%	
Total Votes Cast	325	100.00%	

PROPOSITION 131

Vote For 1

	TOTAL	VOTE %	
Yes	130	39.76%	
No	197	60.24%	
Total Votes Cast	327	100.00%	

PROPOSITION 132

Vote For 1

	TOTAL	VOTE %	
Yes	148	44.18%	
No	187	55.82%	
Total Votes Cast	335	100.00%	

PROPOSITION 209




Vote For 1

	TOTAL	VOTE %	
Yes	254	74.71%	
No	86	25.29%	
Total Votes Cast	340	100.00%	

Globe #4



PROPOSITION 211

Vote For 1

	TOTAL	VOTE %	
Yes	228	69.09%	
No	102	30.91%	
Total Votes Cast	330	100.00%	




PROPOSITION 308

Vote For 1

	TOTAL	VOTE %	
Yes	173	51.49%	
No	163	48.51%	
Total Votes Cast	336	100.00%	




PROPOSITION 309

Vote For 1

	TOTAL	VOTE %	
Yes	156	46.57%	
No	179	53.43%	
Total Votes Cast	335	100.00%	

PROPOSITION 310

Vote For 1

	TOTAL	VOTE %	
Yes	175	52.71%	
No	157	47.29%	
Total Votes Cast	332	100.00%	

Globe #6

Statistics

	TOTAL
Registered Voters - Total	851
Ballots Cast - Total	560
Voter Turnout - Total	65.80%

U.S. Senator

Vote For 1

	TOTAL	VOTE %
REP MASTERS, BLAKE	303	54.50%
DEM KELLY, MARK	231	41.55%
LBT VICTOR, MARC J.	21	3.78%
Write-In Totals	1	0.18%
Total Votes Cast	556	100.00%

U.S. Representative in Congress District 2

Vote For 1

	TOTAL	VOTE %
REP CRANE, ELI	318	57.50%
DEM O'HALLERAN, TOM	234	42.31%
Write-In Totals	1	0.18%
Total Votes Cast	553	100.00%

Governor

Vote For 1

	TOTAL	VOTE %
REP LAKE, KARI	328	59.21%
DEM HOBBS, KATIE	224	40.43%
Write-In Totals	2	0.36%
Total Votes Cast	554	100.00%

State Senator District 7

Vote For 1

	TOTAL	VOTE %
REP ROGERS, WENDY	346	63.49%
DEM NITSCHKE, KYLE	198	36.33%
Write-In Totals	1	0.18%
Total Votes Cast	545	100.00%

State Representative District 7

Vote For 2

	TOTAL	VOTE %
REP COOK, DAVID	315	48.61%
REP MARSHALL SR., DAVID	317	48.92%
Write-In Totals	16	2.47%
Total Votes Cast	648	100.00%

Globe #6

Secretary of State

Vote For 1

	TOTAL	VOTE %	
REP FINCHEM, MARK	311	56.65%	<div><div style="width: 56.65%;"></div></div>
DEM FONTES, ADRIAN	238	43.35%	<div><div style="width: 43.35%;"></div></div>
Write-In Totals	0	0.00%	<div><div style="width: 0%;"></div></div>
Total Votes Cast	549	100.00%	<div><div style="width: 100%;"></div></div>

Attorney General

Vote For 1

	TOTAL	VOTE %	
REP HAMADEH, ABRAHAM "ABE"	320	58.72%	<div><div style="width: 58.72%;"></div></div>
DEM MAYES, KRIS	225	41.28%	<div><div style="width: 41.28%;"></div></div>
Write-In Totals	0	0.00%	<div><div style="width: 0%;"></div></div>
Total Votes Cast	545	100.00%	<div><div style="width: 100%;"></div></div>

State Treasurer

Vote For 1

	TOTAL	VOTE %	
REP YEE, KIMBERLY	345	63.65%	<div><div style="width: 63.65%;"></div></div>
DEM QUEZADA, MARTÍN	195	35.98%	<div><div style="width: 35.98%;"></div></div>
Write-In Totals	2	0.37%	<div><div style="width: 0.37%;"></div></div>
Total Votes Cast	542	100.00%	<div><div style="width: 100%;"></div></div>

Superintendent of Public Instruction

Vote For 1

	TOTAL	VOTE %	
REP HORNE, TOM	309	56.49%	<div><div style="width: 56.49%;"></div></div>
DEM HOFFMAN, KATHY	238	43.51%	<div><div style="width: 43.51%;"></div></div>
Write-In Totals	0	0.00%	<div><div style="width: 0%;"></div></div>
Total Votes Cast	547	100.00%	<div><div style="width: 100%;"></div></div>

State Mine Inspector

Vote For 1

	TOTAL	VOTE %	
REP MARSH, PAUL	429	99.08%	<div><div style="width: 99.08%;"></div></div>
Write-In Totals	4	0.92%	<div><div style="width: 0.92%;"></div></div>
Total Votes Cast	433	100.00%	<div><div style="width: 100%;"></div></div>

Corporation Commissioner

Vote For 2

	TOTAL	VOTE %	
REP MYERS, NICHOLAS "NICK"	294	29.79%	<div><div style="width: 29.79%;"></div></div>
REP THOMPSON, KEVIN	302	30.60%	<div><div style="width: 30.60%;"></div></div>
DEM KENNEDY, SANDRA	210	21.28%	<div><div style="width: 21.28%;"></div></div>
DEM KUBY, LAUREN	179	18.14%	<div><div style="width: 18.14%;"></div></div>
Write-In Totals	2	0.20%	<div><div style="width: 0.20%;"></div></div>
Total Votes Cast	987	100.00%	<div><div style="width: 100%;"></div></div>

Globe #6

Clerk of the Superior Court

Vote For 1

	TOTAL	VOTE %	
DEM ESCOBEDO, ANITA "ANNIE"	409	98.55%	<div style="width: 98.55%;"></div>
Write-In Totals	6	1.45%	<div style="width: 1.45%;"></div>
Total Votes Cast	415	100.00%	<div style="width: 100%;"></div>

Justice of the Peace Globe Regional

Vote For 1

	TOTAL	VOTE %	
DEM REARDON, JORDAN	392	98.99%	<div style="width: 98.99%;"></div>
Write-In Totals	4	1.01%	<div style="width: 1.01%;"></div>
Total Votes Cast	396	100.00%	<div style="width: 100%;"></div>

Constable Globe Regional

Vote For 1

	TOTAL	VOTE %	
DEM MANCHA, RUBEN	405	98.30%	<div style="width: 98.30%;"></div>
Write-In Totals	7	1.70%	<div style="width: 1.70%;"></div>
Total Votes Cast	412	100.00%	<div style="width: 100%;"></div>

BEENE, JAMES, Supreme Court Justice

Vote For 1

	TOTAL	VOTE %	
Yes	349	79.86%	<div style="width: 79.86%;"></div>
No	88	20.14%	<div style="width: 20.14%;"></div>
Total Votes Cast	437	100.00%	<div style="width: 100%;"></div>

MONTGOMERY, WILLIAM, Supreme Court Justice

Vote For 1

	TOTAL	VOTE %	
Yes	311	70.04%	<div style="width: 70.04%;"></div>
No	133	29.96%	<div style="width: 29.96%;"></div>
Total Votes Cast	444	100.00%	<div style="width: 100%;"></div>

TIMMER, ANN, Supreme Court Justice

Vote For 1

	TOTAL	VOTE %	
Yes	370	82.96%	<div style="width: 82.96%;"></div>
No	76	17.04%	<div style="width: 17.04%;"></div>
Total Votes Cast	446	100.00%	<div style="width: 100%;"></div>

Judge of the Superior Court Div. 2

Vote For 1

	TOTAL	VOTE %	
WRIGHT, TIMOTHY	387	98.47%	<div style="width: 98.47%;"></div>
Write-In Totals	6	1.53%	<div style="width: 1.53%;"></div>
Total Votes Cast	393	100.00%	<div style="width: 100%;"></div>

Globe #6

Question Globe Unified School District #1

Vote For 1

	TOTAL	VOTE %	
LEASE LAND AND CONSTRUCTION OF SCHOOL BUILDINGS, YES	350	70.99%	
LEASE LAND AND CONSTRUCTION OF SCHOOL BUILDINGS, NO	143	29.01%	
Total Votes Cast	493	100.00%	

PROPOSITION 128

Vote For 1

	TOTAL	VOTE %	
Yes	182	35.14%	
No	336	64.86%	
Total Votes Cast	518	100.00%	

PROPOSITION 129

Vote For 1

	TOTAL	VOTE %	
Yes	287	55.30%	
No	232	44.70%	
Total Votes Cast	519	100.00%	

PROPOSITION 130

Vote For 1

	TOTAL	VOTE %	
Yes	290	57.31%	
No	216	42.69%	
Total Votes Cast	506	100.00%	

PROPOSITION 131

Vote For 1

	TOTAL	VOTE %	
Yes	260	50.58%	
No	254	49.42%	
Total Votes Cast	514	100.00%	

PROPOSITION 132

Vote For 1

	TOTAL	VOTE %	
Yes	252	48.84%	
No	264	51.16%	
Total Votes Cast	516	100.00%	

PROPOSITION 209


Vote For 1

	TOTAL	VOTE %	
Yes	404	77.39%	
No	118	22.61%	
Total Votes Cast	522	100.00%	

Globe #6


PROPOSITION 211

Vote For 1

	TOTAL	VOTE %	
Yes	382	74.46%	
No	131	25.54%	
Total Votes Cast	513	100.00%	




PROPOSITION 308

Vote For 1

	TOTAL	VOTE %	
Yes	241	45.90%	
No	284	54.10%	
Total Votes Cast	525	100.00%	




PROPOSITION 309

Vote For 1

	TOTAL	VOTE %	
Yes	286	54.48%	
No	239	45.52%	
Total Votes Cast	525	100.00%	

PROPOSITION 310

Vote For 1

	TOTAL	VOTE %	
Yes	289	54.94%	
No	237	45.06%	
Total Votes Cast	526	100.00%	

Globe #7

Statistics

	TOTAL
Registered Voters - Total	442
Ballots Cast - Total	304
Voter Turnout - Total	68.78%

U.S. Senator

Vote For 1

	TOTAL	VOTE %
REP MASTERS, BLAKE	157	51.99%
DEM KELLY, MARK	135	44.70%
LBT VICTOR, MARC J.	9	2.98%
Write-In Totals	1	0.33%
Total Votes Cast	302	100.00%

U.S. Representative in Congress District 2

Vote For 1

	TOTAL	VOTE %
REP CRANE, ELI	170	57.43%
DEM O'HALLERAN, TOM	125	42.23%
Write-In Totals	1	0.34%
Total Votes Cast	296	100.00%

Governor

Vote For 1

	TOTAL	VOTE %
REP LAKE, KARI	178	59.33%
DEM HOBBS, KATIE	120	40.00%
Write-In Totals	2	0.67%
Total Votes Cast	300	100.00%

State Senator District 7

Vote For 1

	TOTAL	VOTE %
REP ROGERS, WENDY	184	61.74%
DEM NITSCHKE, KYLE	114	38.26%
Write-In Totals	0	0.00%
Total Votes Cast	298	100.00%

State Representative District 7

Vote For 2

	TOTAL	VOTE %
REP COOK, DAVID	179	51.88%
REP MARSHALL SR., DAVID	162	46.96%
Write-In Totals	4	1.16%
Total Votes Cast	345	100.00%

Globe #7

Secretary of State

Vote For 1

	TOTAL	VOTE %	
REP FINCHEM, MARK	161	54.39%	<div style="width: 54.39%;"></div>
DEM FONTES, ADRIAN	135	45.61%	<div style="width: 45.61%;"></div>
Write-In Totals	0	0.00%	<div style="width: 0.00%;"></div>
Total Votes Cast	296	100.00%	<div style="width: 100.00%;"></div>

Attorney General

Vote For 1

	TOTAL	VOTE %	
REP HAMADEH, ABRAHAM "ABE"	169	56.90%	<div style="width: 56.90%;"></div>
DEM MAYES, KRIS	127	42.76%	<div style="width: 42.76%;"></div>
Write-In Totals	1	0.34%	<div style="width: 0.34%;"></div>
Total Votes Cast	297	100.00%	<div style="width: 100.00%;"></div>

State Treasurer

Vote For 1

	TOTAL	VOTE %	
REP YEE, KIMBERLY	186	62.63%	<div style="width: 62.63%;"></div>
DEM QUEZADA, MARTÍN	110	37.04%	<div style="width: 37.04%;"></div>
Write-In Totals	1	0.34%	<div style="width: 0.34%;"></div>
Total Votes Cast	297	100.00%	<div style="width: 100.00%;"></div>

Superintendent of Public Instruction

Vote For 1

	TOTAL	VOTE %	
REP HORNE, TOM	174	58.00%	<div style="width: 58.00%;"></div>
DEM HOFFMAN, KATHY	125	41.67%	<div style="width: 41.67%;"></div>
Write-In Totals	1	0.33%	<div style="width: 0.33%;"></div>
Total Votes Cast	300	100.00%	<div style="width: 100.00%;"></div>

State Mine Inspector

Vote For 1

	TOTAL	VOTE %	
REP MARSH, PAUL	221	99.55%	<div style="width: 99.55%;"></div>
Write-In Totals	1	0.45%	<div style="width: 0.45%;"></div>
Total Votes Cast	222	100.00%	<div style="width: 100.00%;"></div>

Corporation Commissioner

Vote For 2

	TOTAL	VOTE %	
REP MYERS, NICHOLAS "NICK"	163	30.13%	<div style="width: 30.13%;"></div>
REP THOMPSON, KEVIN	161	29.76%	<div style="width: 29.76%;"></div>
DEM KENNEDY, SANDRA	121	22.37%	<div style="width: 22.37%;"></div>
DEM KUBY, LAUREN	96	17.74%	<div style="width: 17.74%;"></div>
Write-In Totals	0	0.00%	<div style="width: 0.00%;"></div>
Total Votes Cast	541	100.00%	<div style="width: 100.00%;"></div>

Globe #7

Clerk of the Superior Court

Vote For 1

	TOTAL	VOTE %	
DEM ESCOBEDO, ANITA "ANNIE"	216	96.86%	<div><div style="width: 96.86%;"></div></div>
Write-In Totals	7	3.14%	<div><div style="width: 3.14%;"></div></div>
Total Votes Cast	223	100.00%	<div><div style="width: 100%;"></div></div>

Justice of the Peace Globe Regional

Vote For 1

	TOTAL	VOTE %	
DEM REARDON, JORDAN	200	96.15%	<div><div style="width: 96.15%;"></div></div>
Write-In Totals	8	3.85%	<div><div style="width: 3.85%;"></div></div>
Total Votes Cast	208	100.00%	<div><div style="width: 100%;"></div></div>

Constable Globe Regional

Vote For 1

	TOTAL	VOTE %	
DEM MANCHA, RUBEN	205	95.79%	<div><div style="width: 95.79%;"></div></div>
Write-In Totals	9	4.21%	<div><div style="width: 4.21%;"></div></div>
Total Votes Cast	214	100.00%	<div><div style="width: 100%;"></div></div>

BEENE, JAMES, Supreme Court Justice

Vote For 1

	TOTAL	VOTE %	
Yes	196	76.56%	<div><div style="width: 76.56%;"></div></div>
No	60	23.44%	<div><div style="width: 23.44%;"></div></div>
Total Votes Cast	256	100.00%	<div><div style="width: 100%;"></div></div>

MONTGOMERY, WILLIAM, Supreme Court Justice

Vote For 1

	TOTAL	VOTE %	
Yes	178	68.20%	<div><div style="width: 68.20%;"></div></div>
No	83	31.80%	<div><div style="width: 31.80%;"></div></div>
Total Votes Cast	261	100.00%	<div><div style="width: 100%;"></div></div>

TIMMER, ANN, Supreme Court Justice

Vote For 1

	TOTAL	VOTE %	
Yes	198	76.45%	<div><div style="width: 76.45%;"></div></div>
No	61	23.55%	<div><div style="width: 23.55%;"></div></div>
Total Votes Cast	259	100.00%	<div><div style="width: 100%;"></div></div>

Judge of the Superior Court Div. 2

Vote For 1

	TOTAL	VOTE %	
WRIGHT, TIMOTHY	215	98.62%	<div><div style="width: 98.62%;"></div></div>
Write-In Totals	3	1.38%	<div><div style="width: 1.38%;"></div></div>
Total Votes Cast	218	100.00%	<div><div style="width: 100%;"></div></div>

Globe #7

Board Member Miami Unified School District #40

Vote For 3

	TOTAL	VOTE %
ALLEN, DEBBIE	0	
GRAINGER, CINDY	0	
SHRINER, DEANNA	0	
Write-In Totals	0	
Total Votes Cast	0	

Question Globe Unified School District #1

Vote For 1

	TOTAL	VOTE %
LEASE LAND AND CONSTRUCTION OF SCHOOL BUILDINGS, YES	196	70.00%
LEASE LAND AND CONSTRUCTION OF SCHOOL BUILDINGS, NO	84	30.00%
Total Votes Cast	280	100.00%

PROPOSITION 128

Vote For 1

	TOTAL	VOTE %
Yes	92	31.51%
No	200	68.49%
Total Votes Cast	292	100.00%

PROPOSITION 129

Vote For 1

	TOTAL	VOTE %
Yes	162	55.29%
No	131	44.71%
Total Votes Cast	293	100.00%

PROPOSITION 130

Vote For 1

	TOTAL	VOTE %
Yes	144	50.35%
No	142	49.65%
Total Votes Cast	286	100.00%

PROPOSITION 131

Vote For 1

	TOTAL	VOTE %
Yes	135	46.71%
No	154	53.29%
Total Votes Cast	289	100.00%

PROPOSITION 132




Vote For 1

	TOTAL	VOTE %
Yes	149	51.38%
No	141	48.62%
Total Votes Cast	290	100.00%

Globe #7



PROPOSITION 209

Vote For 1

	TOTAL	VOTE %	
Yes	211	72.26%	
No	81	27.74%	
Total Votes Cast	292	100.00%	




PROPOSITION 211

Vote For 1

	TOTAL	VOTE %	
Yes	197	68.88%	
No	89	31.12%	
Total Votes Cast	286	100.00%	




PROPOSITION 308

Vote For 1

	TOTAL	VOTE %	
Yes	122	41.64%	
No	171	58.36%	
Total Votes Cast	293	100.00%	




PROPOSITION 309

Vote For 1

	TOTAL	VOTE %	
Yes	148	51.39%	
No	140	48.61%	
Total Votes Cast	288	100.00%	

PROPOSITION 310

Vote For 1

	TOTAL	VOTE %	
Yes	140	48.28%	
No	150	51.72%	
Total Votes Cast	290	100.00%	

Globe #8

Statistics

	TOTAL
Registered Voters - Total	548
Ballots Cast - Total	292
Voter Turnout - Total	53.28%

U.S. Senator

Vote For 1

	TOTAL	VOTE %	
REP MASTERS, BLAKE	117	40.77%	<div style="width: 40.77%;"></div>
DEM KELLY, MARK	158	55.05%	<div style="width: 55.05%;"></div>
LBT VICTOR, MARC J.	12	4.18%	<div style="width: 4.18%;"></div>
Write-In Totals	0	0.00%	<div style="width: 0.00%;"></div>
Total Votes Cast	287	100.00%	<div style="width: 100.00%;"></div>

U.S. Representative in Congress District 2

Vote For 1

	TOTAL	VOTE %	
REP CRANE, ELI	131	45.64%	<div style="width: 45.64%;"></div>
DEM O'HALLERAN, TOM	154	53.66%	<div style="width: 53.66%;"></div>
Write-In Totals	2	0.70%	<div style="width: 0.70%;"></div>
Total Votes Cast	287	100.00%	<div style="width: 100.00%;"></div>

Governor

Vote For 1

	TOTAL	VOTE %	
REP LAKE, KARI	130	45.61%	<div style="width: 45.61%;"></div>
DEM HOBBS, KATIE	153	53.68%	<div style="width: 53.68%;"></div>
Write-In Totals	2	0.70%	<div style="width: 0.70%;"></div>
Total Votes Cast	285	100.00%	<div style="width: 100.00%;"></div>

State Senator District 7

Vote For 1

	TOTAL	VOTE %	
REP ROGERS, WENDY	138	48.42%	<div style="width: 48.42%;"></div>
DEM NITSCHKE, KYLE	147	51.58%	<div style="width: 51.58%;"></div>
Write-In Totals	0	0.00%	<div style="width: 0.00%;"></div>
Total Votes Cast	285	100.00%	<div style="width: 100.00%;"></div>

State Representative District 7

Vote For 2

	TOTAL	VOTE %	
REP COOK, DAVID	152	50.00%	<div style="width: 50.00%;"></div>
REP MARSHALL SR., DAVID	142	46.71%	<div style="width: 46.71%;"></div>
Write-In Totals	10	3.29%	<div style="width: 3.29%;"></div>
Total Votes Cast	304	100.00%	<div style="width: 100.00%;"></div>

Globe #8

Secretary of State

Vote For 1

	TOTAL	VOTE %	
REP FINCHEM, MARK	119	41.75%	<div style="width: 41.75%;"></div>
DEM FONTES, ADRIAN	166	58.25%	<div style="width: 58.25%;"></div>
Write-In Totals	0	0.00%	<div style="width: 0%;"></div>
Total Votes Cast	285	100.00%	<div style="width: 100%;"></div>

Attorney General

Vote For 1

	TOTAL	VOTE %	
REP HAMADEH, ABRAHAM "ABE"	128	44.60%	<div style="width: 44.60%;"></div>
DEM MAYES, KRIS	157	54.70%	<div style="width: 54.70%;"></div>
Write-In Totals	2	0.70%	<div style="width: 0.70%;"></div>
Total Votes Cast	287	100.00%	<div style="width: 100%;"></div>

State Treasurer

Vote For 1

	TOTAL	VOTE %	
REP YEE, KIMBERLY	153	53.31%	<div style="width: 53.31%;"></div>
DEM QUEZADA, MARTÍN	134	46.69%	<div style="width: 46.69%;"></div>
Write-In Totals	0	0.00%	<div style="width: 0%;"></div>
Total Votes Cast	287	100.00%	<div style="width: 100%;"></div>

Superintendent of Public Instruction

Vote For 1

	TOTAL	VOTE %	
REP HORNE, TOM	134	46.53%	<div style="width: 46.53%;"></div>
DEM HOFFMAN, KATHY	154	53.47%	<div style="width: 53.47%;"></div>
Write-In Totals	0	0.00%	<div style="width: 0%;"></div>
Total Votes Cast	288	100.00%	<div style="width: 100%;"></div>

State Mine Inspector

Vote For 1

	TOTAL	VOTE %	
REP MARSH, PAUL	223	97.81%	<div style="width: 97.81%;"></div>
Write-In Totals	5	2.19%	<div style="width: 2.19%;"></div>
Total Votes Cast	228	100.00%	<div style="width: 100%;"></div>

Corporation Commissioner

Vote For 2

	TOTAL	VOTE %	
REP MYERS, NICHOLAS "NICK"	116	23.20%	<div style="width: 23.20%;"></div>
REP THOMPSON, KEVIN	115	23.00%	<div style="width: 23.00%;"></div>
DEM KENNEDY, SANDRA	142	28.40%	<div style="width: 28.40%;"></div>
DEM KUBY, LAUREN	127	25.40%	<div style="width: 25.40%;"></div>
Write-In Totals	0	0.00%	<div style="width: 0%;"></div>
Total Votes Cast	500	100.00%	<div style="width: 100%;"></div>

Globe #8

Clerk of the Superior Court

Vote For 1

	TOTAL	VOTE %	
DEM ESCOBEDO, ANITA "ANNIE"	235	98.33%	<div style="width: 98.33%;"></div>
Write-In Totals	4	1.67%	<div style="width: 1.67%;"></div>
Total Votes Cast	239	100.00%	<div style="width: 100%;"></div>

Justice of the Peace Globe Regional

Vote For 1

	TOTAL	VOTE %	
DEM REARDON, JORDAN	227	98.70%	<div style="width: 98.70%;"></div>
Write-In Totals	3	1.30%	<div style="width: 1.30%;"></div>
Total Votes Cast	230	100.00%	<div style="width: 100%;"></div>

Constable Globe Regional

Vote For 1

	TOTAL	VOTE %	
DEM MANCHA, RUBEN	218	97.76%	<div style="width: 97.76%;"></div>
Write-In Totals	5	2.24%	<div style="width: 2.24%;"></div>
Total Votes Cast	223	100.00%	<div style="width: 100%;"></div>

BEENE, JAMES, Supreme Court Justice

Vote For 1

	TOTAL	VOTE %	
Yes	178	75.11%	<div style="width: 75.11%;"></div>
No	59	24.89%	<div style="width: 24.89%;"></div>
Total Votes Cast	237	100.00%	<div style="width: 100%;"></div>

MONTGOMERY, WILLIAM, Supreme Court Justice

Vote For 1

	TOTAL	VOTE %	
Yes	157	66.24%	<div style="width: 66.24%;"></div>
No	80	33.76%	<div style="width: 33.76%;"></div>
Total Votes Cast	237	100.00%	<div style="width: 100%;"></div>

TIMMER, ANN, Supreme Court Justice

Vote For 1

	TOTAL	VOTE %	
Yes	178	76.39%	<div style="width: 76.39%;"></div>
No	55	23.61%	<div style="width: 23.61%;"></div>
Total Votes Cast	233	100.00%	<div style="width: 100%;"></div>

Judge of the Superior Court Div. 2

Vote For 1

	TOTAL	VOTE %	
WRIGHT, TIMOTHY	206	97.17%	<div style="width: 97.17%;"></div>
Write-In Totals	6	2.83%	<div style="width: 2.83%;"></div>
Total Votes Cast	212	100.00%	<div style="width: 100%;"></div>

Globe #8

Question Globe Unified School District #1

Vote For 1

	TOTAL	VOTE %	
LEASE LAND AND CONSTRUCTION OF SCHOOL BUILDINGS, YES	192	74.13%	
LEASE LAND AND CONSTRUCTION OF SCHOOL BUILDINGS, NO	67	25.87%	
Total Votes Cast	259	100.00%	

PROPOSITION 128

Vote For 1

	TOTAL	VOTE %	
Yes	87	32.34%	
No	182	67.66%	
Total Votes Cast	269	100.00%	

PROPOSITION 129

Vote For 1

	TOTAL	VOTE %	
Yes	133	49.08%	
No	138	50.92%	
Total Votes Cast	271	100.00%	

PROPOSITION 130

Vote For 1

	TOTAL	VOTE %	
Yes	126	48.28%	
No	135	51.72%	
Total Votes Cast	261	100.00%	

PROPOSITION 131

Vote For 1

	TOTAL	VOTE %	
Yes	96	36.92%	
No	164	63.08%	
Total Votes Cast	260	100.00%	

PROPOSITION 132

Vote For 1

	TOTAL	VOTE %	
Yes	112	42.42%	
No	152	57.58%	
Total Votes Cast	264	100.00%	

PROPOSITION 209




Vote For 1

	TOTAL	VOTE %	
Yes	227	84.07%	
No	43	15.93%	
Total Votes Cast	270	100.00%	

Globe #8



PROPOSITION 211

Vote For 1

	TOTAL	VOTE %	
Yes	196	74.52%	
No	67	25.48%	
Total Votes Cast	263	100.00%	




PROPOSITION 308

Vote For 1

	TOTAL	VOTE %	
Yes	144	53.73%	
No	124	46.27%	
Total Votes Cast	268	100.00%	




PROPOSITION 309

Vote For 1

	TOTAL	VOTE %	
Yes	112	42.91%	
No	149	57.09%	
Total Votes Cast	261	100.00%	

PROPOSITION 310

Vote For 1

	TOTAL	VOTE %	
Yes	146	55.73%	
No	116	44.27%	
Total Votes Cast	262	100.00%	

Globe #11

Statistics

	TOTAL
Registered Voters - Total	660
Ballots Cast - Total	451
Voter Turnout - Total	68.33%

U.S. Senator

Vote For 1

	TOTAL	VOTE %	
REP MASTERS, BLAKE	253	57.24%	<div style="width: 57.24%;"></div>
DEM KELLY, MARK	165	37.33%	<div style="width: 37.33%;"></div>
LBT VICTOR, MARC J.	23	5.20%	<div style="width: 5.20%;"></div>
Write-In Totals	1	0.23%	<div style="width: 0.23%;"></div>
Total Votes Cast	442	100.00%	<div style="width: 100%;"></div>

U.S. Representative in Congress District 2

Vote For 1

	TOTAL	VOTE %	
REP CRANE, ELI	279	62.42%	<div style="width: 62.42%;"></div>
DEM O'HALLERAN, TOM	167	37.36%	<div style="width: 37.36%;"></div>
Write-In Totals	1	0.22%	<div style="width: 0.22%;"></div>
Total Votes Cast	447	100.00%	<div style="width: 100%;"></div>

Governor

Vote For 1

	TOTAL	VOTE %	
REP LAKE, KARI	273	61.90%	<div style="width: 61.90%;"></div>
DEM HOBBS, KATIE	163	36.96%	<div style="width: 36.96%;"></div>
Write-In Totals	5	1.13%	<div style="width: 1.13%;"></div>
Total Votes Cast	441	100.00%	<div style="width: 100%;"></div>

State Senator District 7

Vote For 1

	TOTAL	VOTE %	
REP ROGERS, WENDY	295	66.14%	<div style="width: 66.14%;"></div>
DEM NITSCHKE, KYLE	148	33.18%	<div style="width: 33.18%;"></div>
Write-In Totals	3	0.67%	<div style="width: 0.67%;"></div>
Total Votes Cast	446	100.00%	<div style="width: 100%;"></div>

State Representative District 7

Vote For 2

	TOTAL	VOTE %	
REP COOK, DAVID	263	47.64%	<div style="width: 47.64%;"></div>
REP MARSHALL SR., DAVID	274	49.64%	<div style="width: 49.64%;"></div>
Write-In Totals	15	2.72%	<div style="width: 2.72%;"></div>
Total Votes Cast	552	100.00%	<div style="width: 100%;"></div>

Globe #11

Secretary of State

Vote For 1

	TOTAL	VOTE %	
REP FINCHEM, MARK	261	58.65%	<div style="width: 58.65%;"></div>
DEM FONTES, ADRIAN	182	40.90%	<div style="width: 40.90%;"></div>
Write-In Totals	2	0.45%	<div style="width: 0.45%;"></div>
Total Votes Cast	445	100.00%	<div style="width: 100%;"></div>

Attorney General

Vote For 1

	TOTAL	VOTE %	
REP HAMADEH, ABRAHAM "ABE"	274	61.57%	<div style="width: 61.57%;"></div>
DEM MAYES, KRIS	170	38.20%	<div style="width: 38.20%;"></div>
Write-In Totals	1	0.22%	<div style="width: 0.22%;"></div>
Total Votes Cast	445	100.00%	<div style="width: 100%;"></div>

State Treasurer

Vote For 1

	TOTAL	VOTE %	
REP YEE, KIMBERLY	313	70.34%	<div style="width: 70.34%;"></div>
DEM QUEZADA, MARTÍN	132	29.66%	<div style="width: 29.66%;"></div>
Write-In Totals	0	0.00%	<div style="width: 0.00%;"></div>
Total Votes Cast	445	100.00%	<div style="width: 100%;"></div>

Superintendent of Public Instruction

Vote For 1

	TOTAL	VOTE %	
REP HORNE, TOM	271	61.04%	<div style="width: 61.04%;"></div>
DEM HOFFMAN, KATHY	171	38.51%	<div style="width: 38.51%;"></div>
Write-In Totals	2	0.45%	<div style="width: 0.45%;"></div>
Total Votes Cast	444	100.00%	<div style="width: 100%;"></div>

State Mine Inspector

Vote For 1

	TOTAL	VOTE %	
REP MARSH, PAUL	357	98.62%	<div style="width: 98.62%;"></div>
Write-In Totals	5	1.38%	<div style="width: 1.38%;"></div>
Total Votes Cast	362	100.00%	<div style="width: 100%;"></div>

Corporation Commissioner

Vote For 2

	TOTAL	VOTE %	
REP MYERS, NICHOLAS "NICK"	264	32.16%	<div style="width: 32.16%;"></div>
REP THOMPSON, KEVIN	264	32.16%	<div style="width: 32.16%;"></div>
DEM KENNEDY, SANDRA	149	18.15%	<div style="width: 18.15%;"></div>
DEM KUBY, LAUREN	143	17.42%	<div style="width: 17.42%;"></div>
Write-In Totals	1	0.12%	<div style="width: 0.12%;"></div>
Total Votes Cast	821	100.00%	<div style="width: 100%;"></div>

Globe #11

Clerk of the Superior Court

Vote For 1

	TOTAL	VOTE %	
DEM ESCOBEDO, ANITA "ANNIE"	344	97.18%	<div style="width: 97.18%;"></div>
Write-In Totals	10	2.82%	<div style="width: 2.82%;"></div>
Total Votes Cast	354	100.00%	<div style="width: 100%;"></div>

Justice of the Peace Globe Regional

Vote For 1

	TOTAL	VOTE %	
DEM REARDON, JORDAN	331	97.93%	<div style="width: 97.93%;"></div>
Write-In Totals	7	2.07%	<div style="width: 2.07%;"></div>
Total Votes Cast	338	100.00%	<div style="width: 100%;"></div>

Constable Globe Regional

Vote For 1

	TOTAL	VOTE %	
DEM MANCHA, RUBEN	335	97.38%	<div style="width: 97.38%;"></div>
Write-In Totals	9	2.62%	<div style="width: 2.62%;"></div>
Total Votes Cast	344	100.00%	<div style="width: 100%;"></div>

BEENE, JAMES, Supreme Court Justice

Vote For 1

	TOTAL	VOTE %	
Yes	305	82.66%	<div style="width: 82.66%;"></div>
No	64	17.34%	<div style="width: 17.34%;"></div>
Total Votes Cast	369	100.00%	<div style="width: 100%;"></div>

MONTGOMERY, WILLIAM, Supreme Court Justice

Vote For 1

	TOTAL	VOTE %	
Yes	288	75.59%	<div style="width: 75.59%;"></div>
No	93	24.41%	<div style="width: 24.41%;"></div>
Total Votes Cast	381	100.00%	<div style="width: 100%;"></div>

TIMMER, ANN, Supreme Court Justice

Vote For 1

	TOTAL	VOTE %	
Yes	316	84.04%	<div style="width: 84.04%;"></div>
No	60	15.96%	<div style="width: 15.96%;"></div>
Total Votes Cast	376	100.00%	<div style="width: 100%;"></div>

Judge of the Superior Court Div. 2

Vote For 1

	TOTAL	VOTE %	
WRIGHT, TIMOTHY	338	98.83%	<div style="width: 98.83%;"></div>
Write-In Totals	4	1.17%	<div style="width: 1.17%;"></div>
Total Votes Cast	342	100.00%	<div style="width: 100%;"></div>

Globe #11

Question Globe Unified School District #1

Vote For 1

	TOTAL	VOTE %	
LEASE LAND AND CONSTRUCTION OF SCHOOL BUILDINGS, YES	310	75.79%	
LEASE LAND AND CONSTRUCTION OF SCHOOL BUILDINGS, NO	99	24.21%	
Total Votes Cast	409	100.00%	

PROPOSITION 128

Vote For 1

	TOTAL	VOTE %	
Yes	144	33.41%	
No	287	66.59%	
Total Votes Cast	431	100.00%	

PROPOSITION 129

Vote For 1

	TOTAL	VOTE %	
Yes	240	55.56%	
No	192	44.44%	
Total Votes Cast	432	100.00%	

PROPOSITION 130

Vote For 1

	TOTAL	VOTE %	
Yes	252	59.57%	
No	171	40.43%	
Total Votes Cast	423	100.00%	

PROPOSITION 131

Vote For 1

	TOTAL	VOTE %	
Yes	215	50.35%	
No	212	49.65%	
Total Votes Cast	427	100.00%	

PROPOSITION 132

Vote For 1

	TOTAL	VOTE %	
Yes	214	50.00%	
No	214	50.00%	
Total Votes Cast	428	100.00%	

PROPOSITION 209



Vote For 1

	TOTAL	VOTE %	
Yes	311	73.35%	
No	113	26.65%	
Total Votes Cast	424	100.00%	

Globe #11


PROPOSITION 211

Vote For 1

	TOTAL	VOTE %	
Yes	289	68.32%	
No	134	31.68%	
Total Votes Cast	423	100.00%	




PROPOSITION 308

Vote For 1

	TOTAL	VOTE %	
Yes	173	39.95%	
No	260	60.05%	
Total Votes Cast	433	100.00%	




PROPOSITION 309

Vote For 1

	TOTAL	VOTE %	
Yes	249	57.91%	
No	181	42.09%	
Total Votes Cast	430	100.00%	

PROPOSITION 310

Vote For 1

	TOTAL	VOTE %	
Yes	248	57.14%	
No	186	42.86%	
Total Votes Cast	434	100.00%	

East Globe

Statistics

	TOTAL
Registered Voters - Total	862
Ballots Cast - Total	610
Voter Turnout - Total	70.77%

U.S. Senator

Vote For 1

	TOTAL	VOTE %	
REP MASTERS, BLAKE	347	57.45%	<div style="width: 57.45%;"></div>
DEM KELLY, MARK	239	39.57%	<div style="width: 39.57%;"></div>
LBT VICTOR, MARC J.	17	2.81%	<div style="width: 2.81%;"></div>
Write-In Totals	1	0.17%	<div style="width: 0.17%;"></div>
Total Votes Cast	604	100.00%	<div style="width: 100%;"></div>

U.S. Representative in Congress District 2

Vote For 1

	TOTAL	VOTE %	
REP CRANE, ELI	354	59.70%	<div style="width: 59.70%;"></div>
DEM O'HALLERAN, TOM	239	40.30%	<div style="width: 40.30%;"></div>
Write-In Totals	0	0.00%	<div style="width: 0.00%;"></div>
Total Votes Cast	593	100.00%	<div style="width: 100%;"></div>

Governor

Vote For 1

	TOTAL	VOTE %	
REP LAKE, KARI	368	61.64%	<div style="width: 61.64%;"></div>
DEM HOBBS, KATIE	229	38.36%	<div style="width: 38.36%;"></div>
Write-In Totals	0	0.00%	<div style="width: 0.00%;"></div>
Total Votes Cast	597	100.00%	<div style="width: 100%;"></div>

State Senator District 7

Vote For 1

	TOTAL	VOTE %	
REP ROGERS, WENDY	376	64.16%	<div style="width: 64.16%;"></div>
DEM NITSCHKE, KYLE	209	35.67%	<div style="width: 35.67%;"></div>
Write-In Totals	1	0.17%	<div style="width: 0.17%;"></div>
Total Votes Cast	586	100.00%	<div style="width: 100%;"></div>

State Representative District 7

Vote For 2

	TOTAL	VOTE %	
REP COOK, DAVID	369	52.56%	<div style="width: 52.56%;"></div>
REP MARSHALL SR., DAVID	316	45.01%	<div style="width: 45.01%;"></div>
Write-In Totals	17	2.42%	<div style="width: 2.42%;"></div>
Total Votes Cast	702	100.00%	<div style="width: 100%;"></div>

East Globe

Secretary of State

Vote For 1

	TOTAL	VOTE %	
REP FINCHEM, MARK	354	59.60%	<div style="width: 59.60%;"></div>
DEM FONTES, ADRIAN	240	40.40%	<div style="width: 40.40%;"></div>
Write-In Totals	0	0.00%	<div style="width: 0.00%;"></div>
Total Votes Cast	594	100.00%	<div style="width: 100.00%;"></div>

Attorney General

Vote For 1

	TOTAL	VOTE %	
REP HAMADEH, ABRAHAM "ABE"	356	60.65%	<div style="width: 60.65%;"></div>
DEM MAYES, KRIS	231	39.35%	<div style="width: 39.35%;"></div>
Write-In Totals	0	0.00%	<div style="width: 0.00%;"></div>
Total Votes Cast	587	100.00%	<div style="width: 100.00%;"></div>

State Treasurer

Vote For 1

	TOTAL	VOTE %	
REP YEE, KIMBERLY	394	67.24%	<div style="width: 67.24%;"></div>
DEM QUEZADA, MARTÍN	192	32.76%	<div style="width: 32.76%;"></div>
Write-In Totals	0	0.00%	<div style="width: 0.00%;"></div>
Total Votes Cast	586	100.00%	<div style="width: 100.00%;"></div>

Superintendent of Public Instruction

Vote For 1

	TOTAL	VOTE %	
REP HORNE, TOM	354	59.90%	<div style="width: 59.90%;"></div>
DEM HOFFMAN, KATHY	236	39.93%	<div style="width: 39.93%;"></div>
Write-In Totals	1	0.17%	<div style="width: 0.17%;"></div>
Total Votes Cast	591	100.00%	<div style="width: 100.00%;"></div>

State Mine Inspector

Vote For 1

	TOTAL	VOTE %	
REP MARSH, PAUL	467	98.94%	<div style="width: 98.94%;"></div>
Write-In Totals	5	1.06%	<div style="width: 1.06%;"></div>
Total Votes Cast	472	100.00%	<div style="width: 100.00%;"></div>

Corporation Commissioner

Vote For 2

	TOTAL	VOTE %	
REP MYERS, NICHOLAS "NICK"	339	31.39%	<div style="width: 31.39%;"></div>
REP THOMPSON, KEVIN	337	31.20%	<div style="width: 31.20%;"></div>
DEM KENNEDY, SANDRA	212	19.63%	<div style="width: 19.63%;"></div>
DEM KUBY, LAUREN	191	17.69%	<div style="width: 17.69%;"></div>
Write-In Totals	1	0.09%	<div style="width: 0.09%;"></div>
Total Votes Cast	1,080	100.00%	<div style="width: 100.00%;"></div>

East Globe

Clerk of the Superior Court

Vote For 1

	TOTAL	VOTE %	
DEM ESCOBEDO, ANITA "ANNIE"	423	97.47%	<div><div style="width: 97.47%;"></div></div>
Write-In Totals	11	2.53%	<div><div style="width: 2.53%;"></div></div>
Total Votes Cast	434	100.00%	<div><div style="width: 100%;"></div></div>

Justice of the Peace Globe Regional

Vote For 1

	TOTAL	VOTE %	
DEM REARDON, JORDAN	411	97.86%	<div><div style="width: 97.86%;"></div></div>
Write-In Totals	9	2.14%	<div><div style="width: 2.14%;"></div></div>
Total Votes Cast	420	100.00%	<div><div style="width: 100%;"></div></div>

Constable Globe Regional

Vote For 1

	TOTAL	VOTE %	
DEM MANCHA, RUBEN	407	97.14%	<div><div style="width: 97.14%;"></div></div>
Write-In Totals	12	2.86%	<div><div style="width: 2.86%;"></div></div>
Total Votes Cast	419	100.00%	<div><div style="width: 100%;"></div></div>

BEENE, JAMES, Supreme Court Justice

Vote For 1

	TOTAL	VOTE %	
Yes	368	80.17%	<div><div style="width: 80.17%;"></div></div>
No	91	19.83%	<div><div style="width: 19.83%;"></div></div>
Total Votes Cast	459	100.00%	<div><div style="width: 100%;"></div></div>

MONTGOMERY, WILLIAM, Supreme Court Justice

Vote For 1

	TOTAL	VOTE %	
Yes	342	72.46%	<div><div style="width: 72.46%;"></div></div>
No	130	27.54%	<div><div style="width: 27.54%;"></div></div>
Total Votes Cast	472	100.00%	<div><div style="width: 100%;"></div></div>

TIMMER, ANN, Supreme Court Justice

Vote For 1

	TOTAL	VOTE %	
Yes	388	82.73%	<div><div style="width: 82.73%;"></div></div>
No	81	17.27%	<div><div style="width: 17.27%;"></div></div>
Total Votes Cast	469	100.00%	<div><div style="width: 100%;"></div></div>

Judge of the Superior Court Div. 2

Vote For 1

	TOTAL	VOTE %	
WRIGHT, TIMOTHY	433	99.08%	<div><div style="width: 99.08%;"></div></div>
Write-In Totals	4	0.92%	<div><div style="width: 0.92%;"></div></div>
Total Votes Cast	437	100.00%	<div><div style="width: 100%;"></div></div>

East Globe

Question Globe Unified School District #1

Vote For 1

	TOTAL	VOTE %	
LEASE LAND AND CONSTRUCTION OF SCHOOL BUILDINGS, YES	402	73.63%	
LEASE LAND AND CONSTRUCTION OF SCHOOL BUILDINGS, NO	144	26.37%	
Total Votes Cast	546	100.00%	

PROPOSITION 128

Vote For 1

	TOTAL	VOTE %	
Yes	191	33.57%	
No	378	66.43%	
Total Votes Cast	569	100.00%	

PROPOSITION 129

Vote For 1

	TOTAL	VOTE %	
Yes	326	57.19%	
No	244	42.81%	
Total Votes Cast	570	100.00%	

PROPOSITION 130

Vote For 1

	TOTAL	VOTE %	
Yes	299	53.87%	
No	256	46.13%	
Total Votes Cast	555	100.00%	

PROPOSITION 131

Vote For 1

	TOTAL	VOTE %	
Yes	248	44.68%	
No	307	55.32%	
Total Votes Cast	555	100.00%	

PROPOSITION 132

Vote For 1

	TOTAL	VOTE %	
Yes	308	55.10%	
No	251	44.90%	
Total Votes Cast	559	100.00%	

PROPOSITION 209


Vote For 1

	TOTAL	VOTE %	
Yes	399	70.49%	
No	167	29.51%	
Total Votes Cast	566	100.00%	

East Globe



PROPOSITION 211

Vote For 1

	TOTAL	VOTE %	
Yes	406	72.63%	
No	153	27.37%	
Total Votes Cast	559	100.00%	




PROPOSITION 308

Vote For 1

	TOTAL	VOTE %	
Yes	242	42.23%	
No	331	57.77%	
Total Votes Cast	573	100.00%	




PROPOSITION 309

Vote For 1

	TOTAL	VOTE %	
Yes	312	54.83%	
No	257	45.17%	
Total Votes Cast	569	100.00%	

PROPOSITION 310

Vote For 1

	TOTAL	VOTE %	
Yes	291	51.87%	
No	270	48.13%	
Total Votes Cast	561	100.00%	

Miami #1

Statistics

	TOTAL
Registered Voters - Total	501
Ballots Cast - Total	281
Voter Turnout - Total	56.09%

U.S. Senator

Vote For 1

	TOTAL	VOTE %	
REP MASTERS, BLAKE	124	44.44%	<div><div style="width: 44.44%;"></div></div>
DEM KELLY, MARK	146	52.33%	<div><div style="width: 52.33%;"></div></div>
LBT VICTOR, MARC J.	9	3.23%	<div><div style="width: 3.23%;"></div></div>
Write-In Totals	0	0.00%	<div><div style="width: 0.00%;"></div></div>
Total Votes Cast	279	100.00%	<div><div style="width: 100.00%;"></div></div>

U.S. Representative in Congress District 2

Vote For 1

	TOTAL	VOTE %	
REP CRANE, ELI	132	48.00%	<div><div style="width: 48.00%;"></div></div>
DEM O'HALLERAN, TOM	142	51.64%	<div><div style="width: 51.64%;"></div></div>
Write-In Totals	1	0.36%	<div><div style="width: 0.36%;"></div></div>
Total Votes Cast	275	100.00%	<div><div style="width: 100.00%;"></div></div>

Governor

Vote For 1

	TOTAL	VOTE %	
REP LAKE, KARI	141	50.72%	<div><div style="width: 50.72%;"></div></div>
DEM HOBBS, KATIE	137	49.28%	<div><div style="width: 49.28%;"></div></div>
Write-In Totals	0	0.00%	<div><div style="width: 0.00%;"></div></div>
Total Votes Cast	278	100.00%	<div><div style="width: 100.00%;"></div></div>

State Senator District 7

Vote For 1

	TOTAL	VOTE %	
REP ROGERS, WENDY	147	53.26%	<div><div style="width: 53.26%;"></div></div>
DEM NITSCHKE, KYLE	127	46.01%	<div><div style="width: 46.01%;"></div></div>
Write-In Totals	2	0.72%	<div><div style="width: 0.72%;"></div></div>
Total Votes Cast	276	100.00%	<div><div style="width: 100.00%;"></div></div>

State Representative District 7

Vote For 2

	TOTAL	VOTE %	
REP COOK, DAVID	159	54.27%	<div><div style="width: 54.27%;"></div></div>
REP MARSHALL SR., DAVID	132	45.05%	<div><div style="width: 45.05%;"></div></div>
Write-In Totals	2	0.68%	<div><div style="width: 0.68%;"></div></div>
Total Votes Cast	293	100.00%	<div><div style="width: 100.00%;"></div></div>

Miami #1

Secretary of State

Vote For 1

	TOTAL	VOTE %	
REP FINCHEM, MARK	131	47.46%	<div style="width: 47.46%;"></div>
DEM FONTES, ADRIAN	145	52.54%	<div style="width: 52.54%;"></div>
Write-In Totals	0	0.00%	<div style="width: 0%;"></div>
Total Votes Cast	276	100.00%	<div style="width: 100%;"></div>

Attorney General

Vote For 1

	TOTAL	VOTE %	
REP HAMADEH, ABRAHAM "ABE"	135	49.09%	<div style="width: 49.09%;"></div>
DEM MAYES, KRIS	140	50.91%	<div style="width: 50.91%;"></div>
Write-In Totals	0	0.00%	<div style="width: 0%;"></div>
Total Votes Cast	275	100.00%	<div style="width: 100%;"></div>

State Treasurer

Vote For 1

	TOTAL	VOTE %	
REP YEE, KIMBERLY	134	48.55%	<div style="width: 48.55%;"></div>
DEM QUEZADA, MARTÍN	142	51.45%	<div style="width: 51.45%;"></div>
Write-In Totals	0	0.00%	<div style="width: 0%;"></div>
Total Votes Cast	276	100.00%	<div style="width: 100%;"></div>

Superintendent of Public Instruction

Vote For 1

	TOTAL	VOTE %	
REP HORNE, TOM	129	46.91%	<div style="width: 46.91%;"></div>
DEM HOFFMAN, KATHY	146	53.09%	<div style="width: 53.09%;"></div>
Write-In Totals	0	0.00%	<div style="width: 0%;"></div>
Total Votes Cast	275	100.00%	<div style="width: 100%;"></div>

State Mine Inspector

Vote For 1

	TOTAL	VOTE %	
REP MARSH, PAUL	199	99.50%	<div style="width: 99.50%;"></div>
Write-In Totals	1	0.50%	<div style="width: 0.50%;"></div>
Total Votes Cast	200	100.00%	<div style="width: 100%;"></div>

Corporation Commissioner

Vote For 2

	TOTAL	VOTE %	
REP MYERS, NICHOLAS "NICK"	120	24.10%	<div style="width: 24.10%;"></div>
REP THOMPSON, KEVIN	124	24.90%	<div style="width: 24.90%;"></div>
DEM KENNEDY, SANDRA	135	27.11%	<div style="width: 27.11%;"></div>
DEM KUBY, LAUREN	119	23.90%	<div style="width: 23.90%;"></div>
Write-In Totals	0	0.00%	<div style="width: 0%;"></div>
Total Votes Cast	498	100.00%	<div style="width: 100%;"></div>

Miami #1

Clerk of the Superior Court

Vote For 1

	TOTAL	VOTE %	
DEM ESCOBEDO, ANITA "ANNIE"	232	95.08%	<div style="width: 95.08%;"></div>
Write-In Totals	12	4.92%	<div style="width: 4.92%;"></div>
Total Votes Cast	244	100.00%	<div style="width: 100.00%;"></div>

Justice of the Peace Globe Regional

Vote For 1

	TOTAL	VOTE %	
DEM REARDON, JORDAN	218	96.04%	<div style="width: 96.04%;"></div>
Write-In Totals	9	3.96%	<div style="width: 3.96%;"></div>
Total Votes Cast	227	100.00%	<div style="width: 100.00%;"></div>

Constable Globe Regional

Vote For 1

	TOTAL	VOTE %	
DEM MANCHA, RUBEN	226	95.76%	<div style="width: 95.76%;"></div>
Write-In Totals	10	4.24%	<div style="width: 4.24%;"></div>
Total Votes Cast	236	100.00%	<div style="width: 100.00%;"></div>

BEENE, JAMES, Supreme Court Justice

Vote For 1

	TOTAL	VOTE %	
Yes	172	74.78%	<div style="width: 74.78%;"></div>
No	58	25.22%	<div style="width: 25.22%;"></div>
Total Votes Cast	230	100.00%	<div style="width: 100.00%;"></div>

MONTGOMERY, WILLIAM, Supreme Court Justice

Vote For 1

	TOTAL	VOTE %	
Yes	161	67.93%	<div style="width: 67.93%;"></div>
No	76	32.07%	<div style="width: 32.07%;"></div>
Total Votes Cast	237	100.00%	<div style="width: 100.00%;"></div>

TIMMER, ANN, Supreme Court Justice

Vote For 1

	TOTAL	VOTE %	
Yes	187	78.57%	<div style="width: 78.57%;"></div>
No	51	21.43%	<div style="width: 21.43%;"></div>
Total Votes Cast	238	100.00%	<div style="width: 100.00%;"></div>

Judge of the Superior Court Div. 2

Vote For 1

	TOTAL	VOTE %	
WRIGHT, TIMOTHY	195	97.50%	<div style="width: 97.50%;"></div>
Write-In Totals	5	2.50%	<div style="width: 2.50%;"></div>
Total Votes Cast	200	100.00%	<div style="width: 100.00%;"></div>

Miami #1

Board Member Miami Unified School District #40

Vote For 3

	TOTAL	VOTE %	
ALLEN, DEBBIE	146	32.09%	
GRAINGER, CINDY	151	33.19%	
SHRINER, DEANNA	123	27.03%	
Write-In Totals	35	7.69%	
Total Votes Cast	455	100.00%	

Question Globe Unified School District #1

Vote For 1

	TOTAL	VOTE %	
LEASE LAND AND CONSTRUCTION OF SCHOOL BUILDINGS, YES	28	80.00%	
LEASE LAND AND CONSTRUCTION OF SCHOOL BUILDINGS, NO	7	20.00%	
Total Votes Cast	35	100.00%	

PROPOSITION 128

Vote For 1

	TOTAL	VOTE %	
Yes	63	24.14%	
No	198	75.86%	
Total Votes Cast	261	100.00%	

PROPOSITION 129

Vote For 1

	TOTAL	VOTE %	
Yes	121	46.36%	
No	140	53.64%	
Total Votes Cast	261	100.00%	

PROPOSITION 130

Vote For 1

	TOTAL	VOTE %	
Yes	148	56.27%	
No	115	43.73%	
Total Votes Cast	263	100.00%	

PROPOSITION 131

Vote For 1

	TOTAL	VOTE %	
Yes	88	34.92%	
No	164	65.08%	
Total Votes Cast	252	100.00%	

PROPOSITION 132




Vote For 1

	TOTAL	VOTE %	
Yes	128	50.00%	
No	128	50.00%	
Total Votes Cast	256	100.00%	

Miami #1


PROPOSITION 209

Vote For 1

	TOTAL	VOTE %	
Yes	216	84.05%	
No	41	15.95%	
Total Votes Cast	257	100.00%	




PROPOSITION 211

Vote For 1

	TOTAL	VOTE %	
Yes	201	78.21%	
No	56	21.79%	
Total Votes Cast	257	100.00%	




PROPOSITION 308

Vote For 1

	TOTAL	VOTE %	
Yes	143	55.00%	
No	117	45.00%	
Total Votes Cast	260	100.00%	


PROPOSITION 309

Vote For 1

	TOTAL	VOTE %	
Yes	133	51.35%	
No	126	48.65%	
Total Votes Cast	259	100.00%	

PROPOSITION 310

Vote For 1

	TOTAL	VOTE %	
Yes	160	62.02%	
No	98	37.98%	
Total Votes Cast	258	100.00%	

Miami #3

Statistics

	TOTAL
Registered Voters - Total	469
Ballots Cast - Total	249
Voter Turnout - Total	53.09%

U.S. Senator

Vote For 1

	TOTAL	VOTE %	
REP MASTERS, BLAKE	96	39.18%	<div style="width: 39.18%;"></div>
DEM KELLY, MARK	137	55.92%	<div style="width: 55.92%;"></div>
LBT VICTOR, MARC J.	12	4.90%	<div style="width: 4.90%;"></div>
Write-In Totals	0	0.00%	<div style="width: 0.00%;"></div>
Total Votes Cast	245	100.00%	<div style="width: 100.00%;"></div>

U.S. Representative in Congress District 2

Vote For 1

	TOTAL	VOTE %	
REP CRANE, ELI	106	43.27%	<div style="width: 43.27%;"></div>
DEM O'HALLERAN, TOM	138	56.33%	<div style="width: 56.33%;"></div>
Write-In Totals	1	0.41%	<div style="width: 0.41%;"></div>
Total Votes Cast	245	100.00%	<div style="width: 100.00%;"></div>

Governor

Vote For 1

	TOTAL	VOTE %	
REP LAKE, KARI	110	44.35%	<div style="width: 44.35%;"></div>
DEM HOBBS, KATIE	136	54.84%	<div style="width: 54.84%;"></div>
Write-In Totals	2	0.81%	<div style="width: 0.81%;"></div>
Total Votes Cast	248	100.00%	<div style="width: 100.00%;"></div>

State Senator District 7

Vote For 1

	TOTAL	VOTE %	
REP ROGERS, WENDY	114	46.53%	<div style="width: 46.53%;"></div>
DEM NITSCHKE, KYLE	129	52.65%	<div style="width: 52.65%;"></div>
Write-In Totals	2	0.82%	<div style="width: 0.82%;"></div>
Total Votes Cast	245	100.00%	<div style="width: 100.00%;"></div>

State Representative District 7

Vote For 2

	TOTAL	VOTE %	
REP COOK, DAVID	114	50.22%	<div style="width: 50.22%;"></div>
REP MARSHALL SR., DAVID	106	46.70%	<div style="width: 46.70%;"></div>
Write-In Totals	7	3.08%	<div style="width: 3.08%;"></div>
Total Votes Cast	227	100.00%	<div style="width: 100.00%;"></div>

Miami #3

Secretary of State

Vote For 1

	TOTAL	VOTE %	
REP FINCHEM, MARK	108	44.08%	<div style="width: 44.08%;"></div>
DEM FONTES, ADRIAN	137	55.92%	<div style="width: 55.92%;"></div>
Write-In Totals	0	0.00%	<div style="width: 0%;"></div>
Total Votes Cast	245	100.00%	<div style="width: 100%;"></div>

Attorney General

Vote For 1

	TOTAL	VOTE %	
REP HAMADEH, ABRAHAM "ABE"	107	43.85%	<div style="width: 43.85%;"></div>
DEM MAYES, KRIS	136	55.74%	<div style="width: 55.74%;"></div>
Write-In Totals	1	0.41%	<div style="width: 0.41%;"></div>
Total Votes Cast	244	100.00%	<div style="width: 100%;"></div>

State Treasurer

Vote For 1

	TOTAL	VOTE %	
REP YEE, KIMBERLY	109	45.23%	<div style="width: 45.23%;"></div>
DEM QUEZADA, MARTÍN	131	54.36%	<div style="width: 54.36%;"></div>
Write-In Totals	1	0.41%	<div style="width: 0.41%;"></div>
Total Votes Cast	241	100.00%	<div style="width: 100%;"></div>

Superintendent of Public Instruction

Vote For 1

	TOTAL	VOTE %	
REP HORNE, TOM	103	42.92%	<div style="width: 42.92%;"></div>
DEM HOFFMAN, KATHY	136	56.67%	<div style="width: 56.67%;"></div>
Write-In Totals	1	0.42%	<div style="width: 0.42%;"></div>
Total Votes Cast	240	100.00%	<div style="width: 100%;"></div>

State Mine Inspector

Vote For 1

	TOTAL	VOTE %	
REP MARSH, PAUL	149	98.68%	<div style="width: 98.68%;"></div>
Write-In Totals	2	1.32%	<div style="width: 1.32%;"></div>
Total Votes Cast	151	100.00%	<div style="width: 100%;"></div>

Corporation Commissioner

Vote For 2

	TOTAL	VOTE %	
REP MYERS, NICHOLAS "NICK"	95	21.89%	<div style="width: 21.89%;"></div>
REP THOMPSON, KEVIN	92	21.20%	<div style="width: 21.20%;"></div>
DEM KENNEDY, SANDRA	130	29.95%	<div style="width: 29.95%;"></div>
DEM KUBY, LAUREN	116	26.73%	<div style="width: 26.73%;"></div>
Write-In Totals	1	0.23%	<div style="width: 0.23%;"></div>
Total Votes Cast	434	100.00%	<div style="width: 100%;"></div>

Miami #3

Clerk of the Superior Court

Vote For 1

	TOTAL	VOTE %	
DEM ESCOBEDO, ANITA "ANNIE"	198	98.51%	<div style="width: 98.51%;"></div>
Write-In Totals	3	1.49%	<div style="width: 1.49%;"></div>
Total Votes Cast	201	100.00%	<div style="width: 100%;"></div>

Justice of the Peace Globe Regional

Vote For 1

	TOTAL	VOTE %	
DEM REARDON, JORDAN	195	98.48%	<div style="width: 98.48%;"></div>
Write-In Totals	3	1.52%	<div style="width: 1.52%;"></div>
Total Votes Cast	198	100.00%	<div style="width: 100%;"></div>

Constable Globe Regional

Vote For 1

	TOTAL	VOTE %	
DEM MANCHA, RUBEN	196	98.49%	<div style="width: 98.49%;"></div>
Write-In Totals	3	1.51%	<div style="width: 1.51%;"></div>
Total Votes Cast	199	100.00%	<div style="width: 100%;"></div>

BEENE, JAMES, Supreme Court Justice

Vote For 1

	TOTAL	VOTE %	
Yes	134	67.68%	<div style="width: 67.68%;"></div>
No	64	32.32%	<div style="width: 32.32%;"></div>
Total Votes Cast	198	100.00%	<div style="width: 100%;"></div>

MONTGOMERY, WILLIAM, Supreme Court Justice

Vote For 1

	TOTAL	VOTE %	
Yes	128	63.37%	<div style="width: 63.37%;"></div>
No	74	36.63%	<div style="width: 36.63%;"></div>
Total Votes Cast	202	100.00%	<div style="width: 100%;"></div>

TIMMER, ANN, Supreme Court Justice

Vote For 1

	TOTAL	VOTE %	
Yes	151	76.26%	<div style="width: 76.26%;"></div>
No	47	23.74%	<div style="width: 23.74%;"></div>
Total Votes Cast	198	100.00%	<div style="width: 100%;"></div>

Judge of the Superior Court Div. 2

Vote For 1

	TOTAL	VOTE %	
WRIGHT, TIMOTHY	159	97.55%	<div style="width: 97.55%;"></div>
Write-In Totals	4	2.45%	<div style="width: 2.45%;"></div>
Total Votes Cast	163	100.00%	<div style="width: 100%;"></div>

Miami #3

Board Member Miami Unified School District #40

Vote For 3

	TOTAL	VOTE %	
ALLEN, DEBBIE	135	30.00%	<div style="width: 30%;"></div>
GRAINGER, CINDY	157	34.89%	<div style="width: 34.89%;"></div>
SHRINER, DEANNA	127	28.22%	<div style="width: 28.22%;"></div>
Write-In Totals	31	6.89%	<div style="width: 6.89%;"></div>
Total Votes Cast	450	100.00%	<div style="width: 100%;"></div>

Question Globe Unified School District #1

Vote For 1

	TOTAL	VOTE %	
LEASE LAND AND CONSTRUCTION OF SCHOOL BUILDINGS, YES	0		
LEASE LAND AND CONSTRUCTION OF SCHOOL BUILDINGS, NO	0		
Total Votes Cast	0		

PROPOSITION 128

Vote For 1

	TOTAL	VOTE %	
Yes	76	33.04%	<div style="width: 33.04%;"></div>
No	154	66.96%	<div style="width: 66.96%;"></div>
Total Votes Cast	230	100.00%	<div style="width: 100%;"></div>

PROPOSITION 129

Vote For 1

	TOTAL	VOTE %	
Yes	107	46.32%	<div style="width: 46.32%;"></div>
No	124	53.68%	<div style="width: 53.68%;"></div>
Total Votes Cast	231	100.00%	<div style="width: 100%;"></div>

PROPOSITION 130

Vote For 1

	TOTAL	VOTE %	
Yes	125	54.35%	<div style="width: 54.35%;"></div>
No	105	45.65%	<div style="width: 45.65%;"></div>
Total Votes Cast	230	100.00%	<div style="width: 100%;"></div>

PROPOSITION 131

Vote For 1

	TOTAL	VOTE %	
Yes	85	36.17%	<div style="width: 36.17%;"></div>
No	150	63.83%	<div style="width: 63.83%;"></div>
Total Votes Cast	235	100.00%	<div style="width: 100%;"></div>

PROPOSITION 132




Vote For 1

	TOTAL	VOTE %	
Yes	106	45.49%	<div style="width: 45.49%;"></div>
No	127	54.51%	<div style="width: 54.51%;"></div>
Total Votes Cast	233	100.00%	<div style="width: 100%;"></div>

Miami #3


PROPOSITION 209

Vote For 1

	TOTAL	VOTE %	
Yes	193	82.13%	
No	42	17.87%	
Total Votes Cast	235	100.00%	




PROPOSITION 211

Vote For 1

	TOTAL	VOTE %	
Yes	189	79.75%	
No	48	20.25%	
Total Votes Cast	237	100.00%	




PROPOSITION 308

Vote For 1

	TOTAL	VOTE %	
Yes	141	59.00%	
No	98	41.00%	
Total Votes Cast	239	100.00%	




PROPOSITION 309

Vote For 1

	TOTAL	VOTE %	
Yes	98	41.18%	
No	140	58.82%	
Total Votes Cast	238	100.00%	

PROPOSITION 310

Vote For 1

	TOTAL	VOTE %	
Yes	152	64.68%	
No	83	35.32%	
Total Votes Cast	235	100.00%	

Claypool #1

Statistics

	TOTAL
Registered Voters - Total	761
Ballots Cast - Total	442
Voter Turnout - Total	58.08%

U.S. Senator

Vote For 1

	TOTAL	VOTE %	
REP MASTERS, BLAKE	248	57.41%	<div style="width: 57.41%;"></div>
DEM KELLY, MARK	169	39.12%	<div style="width: 39.12%;"></div>
LBT VICTOR, MARC J.	15	3.47%	<div style="width: 3.47%;"></div>
Write-In Totals	0	0.00%	<div style="width: 0.00%;"></div>
Total Votes Cast	432	100.00%	<div style="width: 100.00%;"></div>

U.S. Representative in Congress District 2

Vote For 1

	TOTAL	VOTE %	
REP CRANE, ELI	269	62.27%	<div style="width: 62.27%;"></div>
DEM O'HALLERAN, TOM	161	37.27%	<div style="width: 37.27%;"></div>
Write-In Totals	2	0.46%	<div style="width: 0.46%;"></div>
Total Votes Cast	432	100.00%	<div style="width: 100.00%;"></div>

Governor

Vote For 1

	TOTAL	VOTE %	
REP LAKE, KARI	284	65.74%	<div style="width: 65.74%;"></div>
DEM HOBBS, KATIE	146	33.80%	<div style="width: 33.80%;"></div>
Write-In Totals	2	0.46%	<div style="width: 0.46%;"></div>
Total Votes Cast	432	100.00%	<div style="width: 100.00%;"></div>

State Senator District 7

Vote For 1

	TOTAL	VOTE %	
REP ROGERS, WENDY	303	69.82%	<div style="width: 69.82%;"></div>
DEM NITSCHKE, KYLE	131	30.18%	<div style="width: 30.18%;"></div>
Write-In Totals	0	0.00%	<div style="width: 0.00%;"></div>
Total Votes Cast	434	100.00%	<div style="width: 100.00%;"></div>

State Representative District 7

Vote For 2

	TOTAL	VOTE %	
REP COOK, DAVID	274	51.22%	<div style="width: 51.22%;"></div>
REP MARSHALL SR., DAVID	250	46.73%	<div style="width: 46.73%;"></div>
Write-In Totals	11	2.06%	<div style="width: 2.06%;"></div>
Total Votes Cast	535	100.00%	<div style="width: 100.00%;"></div>

Claypool #1

Secretary of State

Vote For 1

	TOTAL	VOTE %	
REP FINCHEM, MARK	258	59.86%	<div style="width: 59.86%;"></div>
DEM FONTES, ADRIAN	173	40.14%	<div style="width: 40.14%;"></div>
Write-In Totals	0	0.00%	<div style="width: 0%;"></div>
Total Votes Cast	431	100.00%	<div style="width: 100%;"></div>

Attorney General

Vote For 1

	TOTAL	VOTE %	
REP HAMADEH, ABRAHAM "ABE"	273	63.78%	<div style="width: 63.78%;"></div>
DEM MAYES, KRIS	154	35.98%	<div style="width: 35.98%;"></div>
Write-In Totals	1	0.23%	<div style="width: 0.23%;"></div>
Total Votes Cast	428	100.00%	<div style="width: 100%;"></div>

State Treasurer

Vote For 1

	TOTAL	VOTE %	
REP YEE, KIMBERLY	299	69.70%	<div style="width: 69.70%;"></div>
DEM QUEZADA, MARTÍN	129	30.07%	<div style="width: 30.07%;"></div>
Write-In Totals	1	0.23%	<div style="width: 0.23%;"></div>
Total Votes Cast	429	100.00%	<div style="width: 100%;"></div>

Superintendent of Public Instruction

Vote For 1

	TOTAL	VOTE %	
REP HORNE, TOM	284	66.20%	<div style="width: 66.20%;"></div>
DEM HOFFMAN, KATHY	145	33.80%	<div style="width: 33.80%;"></div>
Write-In Totals	0	0.00%	<div style="width: 0%;"></div>
Total Votes Cast	429	100.00%	<div style="width: 100%;"></div>

State Mine Inspector

Vote For 1

	TOTAL	VOTE %	
REP MARSH, PAUL	367	97.61%	<div style="width: 97.61%;"></div>
Write-In Totals	9	2.39%	<div style="width: 2.39%;"></div>
Total Votes Cast	376	100.00%	<div style="width: 100%;"></div>

Corporation Commissioner

Vote For 2

	TOTAL	VOTE %	
REP MYERS, NICHOLAS "NICK"	251	32.68%	<div style="width: 32.68%;"></div>
REP THOMPSON, KEVIN	241	31.38%	<div style="width: 31.38%;"></div>
DEM KENNEDY, SANDRA	152	19.79%	<div style="width: 19.79%;"></div>
DEM KUBY, LAUREN	124	16.15%	<div style="width: 16.15%;"></div>
Write-In Totals	0	0.00%	<div style="width: 0%;"></div>
Total Votes Cast	768	100.00%	<div style="width: 100%;"></div>

Claypool #1

Clerk of the Superior Court

Vote For 1

	TOTAL	VOTE %	
DEM ESCOBEDO, ANITA "ANNIE"	314	95.73%	<div style="width: 95.73%;"></div>
Write-In Totals	14	4.27%	<div style="width: 4.27%;"></div>
Total Votes Cast	328	100.00%	<div style="width: 100%;"></div>

Justice of the Peace Globe Regional

Vote For 1

	TOTAL	VOTE %	
DEM REARDON, JORDAN	304	95.30%	<div style="width: 95.30%;"></div>
Write-In Totals	15	4.70%	<div style="width: 4.70%;"></div>
Total Votes Cast	319	100.00%	<div style="width: 100%;"></div>

Constable Globe Regional

Vote For 1

	TOTAL	VOTE %	
DEM MANCHA, RUBEN	307	96.24%	<div style="width: 96.24%;"></div>
Write-In Totals	12	3.76%	<div style="width: 3.76%;"></div>
Total Votes Cast	319	100.00%	<div style="width: 100%;"></div>

BEENE, JAMES, Supreme Court Justice

Vote For 1

	TOTAL	VOTE %	
Yes	277	78.03%	<div style="width: 78.03%;"></div>
No	78	21.97%	<div style="width: 21.97%;"></div>
Total Votes Cast	355	100.00%	<div style="width: 100%;"></div>

MONTGOMERY, WILLIAM, Supreme Court Justice

Vote For 1

	TOTAL	VOTE %	
Yes	258	72.07%	<div style="width: 72.07%;"></div>
No	100	27.93%	<div style="width: 27.93%;"></div>
Total Votes Cast	358	100.00%	<div style="width: 100%;"></div>

TIMMER, ANN, Supreme Court Justice

Vote For 1

	TOTAL	VOTE %	
Yes	276	77.75%	<div style="width: 77.75%;"></div>
No	79	22.25%	<div style="width: 22.25%;"></div>
Total Votes Cast	355	100.00%	<div style="width: 100%;"></div>

Judge of the Superior Court Div. 2

Vote For 1

	TOTAL	VOTE %	
WRIGHT, TIMOTHY	333	97.94%	<div style="width: 97.94%;"></div>
Write-In Totals	7	2.06%	<div style="width: 2.06%;"></div>
Total Votes Cast	340	100.00%	<div style="width: 100%;"></div>

Claypool #1

Board Member Miami Unified School District #40

Vote For 3

	TOTAL	VOTE %	
ALLEN, DEBBIE	236	30.97%	<div style="width: 30.97%;"></div>
GRAINGER, CINDY	248	32.55%	<div style="width: 32.55%;"></div>
SHRINER, DEANNA	219	28.74%	<div style="width: 28.74%;"></div>
Write-In Totals	59	7.74%	<div style="width: 7.74%;"></div>
Total Votes Cast	762	100.00%	<div style="width: 100%;"></div>

Question Globe Unified School District #1

Vote For 1

	TOTAL	VOTE %	
LEASE LAND AND CONSTRUCTION OF SCHOOL BUILDINGS, YES	0		
LEASE LAND AND CONSTRUCTION OF SCHOOL BUILDINGS, NO	0		
Total Votes Cast	0		

PROPOSITION 128

Vote For 1

	TOTAL	VOTE %	
Yes	139	33.41%	<div style="width: 33.41%;"></div>
No	277	66.59%	<div style="width: 66.59%;"></div>
Total Votes Cast	416	100.00%	<div style="width: 100%;"></div>

PROPOSITION 129

Vote For 1

	TOTAL	VOTE %	
Yes	228	54.55%	<div style="width: 54.55%;"></div>
No	190	45.45%	<div style="width: 45.45%;"></div>
Total Votes Cast	418	100.00%	<div style="width: 100%;"></div>

PROPOSITION 130

Vote For 1

	TOTAL	VOTE %	
Yes	210	51.34%	<div style="width: 51.34%;"></div>
No	199	48.66%	<div style="width: 48.66%;"></div>
Total Votes Cast	409	100.00%	<div style="width: 100%;"></div>

PROPOSITION 131

Vote For 1

	TOTAL	VOTE %	
Yes	181	43.61%	<div style="width: 43.61%;"></div>
No	234	56.39%	<div style="width: 56.39%;"></div>
Total Votes Cast	415	100.00%	<div style="width: 100%;"></div>

PROPOSITION 132




Vote For 1

	TOTAL	VOTE %	
Yes	218	52.53%	<div style="width: 52.53%;"></div>
No	197	47.47%	<div style="width: 47.47%;"></div>
Total Votes Cast	415	100.00%	<div style="width: 100%;"></div>

Claypool #1




PROPOSITION 209

Vote For 1

	TOTAL	VOTE %	
Yes	309	73.92%	
No	109	26.08%	
Total Votes Cast	418	100.00%	




PROPOSITION 211

Vote For 1

	TOTAL	VOTE %	
Yes	284	68.43%	
No	131	31.57%	
Total Votes Cast	415	100.00%	




PROPOSITION 308

Vote For 1

	TOTAL	VOTE %	
Yes	166	38.97%	
No	260	61.03%	
Total Votes Cast	426	100.00%	

PROPOSITION 309

Vote For 1

	TOTAL	VOTE %	
Yes	223	52.72%	
No	200	47.28%	
Total Votes Cast	423	100.00%	

PROPOSITION 310

Vote For 1

	TOTAL	VOTE %	
Yes	230	54.37%	
No	193	45.63%	
Total Votes Cast	423	100.00%	

Claypool #2

Statistics

	TOTAL
Registered Voters - Total	699
Ballots Cast - Total	427
Voter Turnout - Total	61.09%

U.S. Senator

Vote For 1

	TOTAL	VOTE %	
REP MASTERS, BLAKE	212	50.48%	<div style="width: 50.48%;"></div>
DEM KELLY, MARK	191	45.48%	<div style="width: 45.48%;"></div>
LBT VICTOR, MARC J.	15	3.57%	<div style="width: 3.57%;"></div>
Write-In Totals	2	0.48%	<div style="width: 0.48%;"></div>
Total Votes Cast	420	100.00%	<div style="width: 100%;"></div>

U.S. Representative in Congress District 2

Vote For 1

	TOTAL	VOTE %	
REP CRANE, ELI	228	54.68%	<div style="width: 54.68%;"></div>
DEM O'HALLERAN, TOM	188	45.08%	<div style="width: 45.08%;"></div>
Write-In Totals	1	0.24%	<div style="width: 0.24%;"></div>
Total Votes Cast	417	100.00%	<div style="width: 100%;"></div>

Governor

Vote For 1

	TOTAL	VOTE %	
REP LAKE, KARI	230	54.76%	<div style="width: 54.76%;"></div>
DEM HOBBS, KATIE	188	44.76%	<div style="width: 44.76%;"></div>
Write-In Totals	2	0.48%	<div style="width: 0.48%;"></div>
Total Votes Cast	420	100.00%	<div style="width: 100%;"></div>

State Senator District 7

Vote For 1

	TOTAL	VOTE %	
REP ROGERS, WENDY	237	57.66%	<div style="width: 57.66%;"></div>
DEM NITSCHKE, KYLE	173	42.09%	<div style="width: 42.09%;"></div>
Write-In Totals	1	0.24%	<div style="width: 0.24%;"></div>
Total Votes Cast	411	100.00%	<div style="width: 100%;"></div>

State Representative District 7

Vote For 2

	TOTAL	VOTE %	
REP COOK, DAVID	264	53.88%	<div style="width: 53.88%;"></div>
REP MARSHALL SR., DAVID	218	44.49%	<div style="width: 44.49%;"></div>
Write-In Totals	8	1.63%	<div style="width: 1.63%;"></div>
Total Votes Cast	490	100.00%	<div style="width: 100%;"></div>

Claypool #2

Secretary of State

Vote For 1

	TOTAL	VOTE %	
REP FINCHEM, MARK	222	52.73%	<div style="width: 52.73%;"><div style="width: 52.73%;"></div></div>
DEM FONTES, ADRIAN	198	47.03%	<div style="width: 47.03%;"><div style="width: 47.03%;"></div></div>
Write-In Totals	1	0.24%	<div style="width: 0.24%;"><div style="width: 0.24%;"></div></div>
Total Votes Cast	421	100.00%	<div style="width: 100%;"><div style="width: 100%;"></div></div>

Attorney General

Vote For 1

	TOTAL	VOTE %	
REP HAMADEH, ABRAHAM "ABE"	227	54.31%	<div style="width: 54.31%;"><div style="width: 54.31%;"></div></div>
DEM MAYES, KRIS	187	44.74%	<div style="width: 44.74%;"><div style="width: 44.74%;"></div></div>
Write-In Totals	4	0.96%	<div style="width: 0.96%;"><div style="width: 0.96%;"></div></div>
Total Votes Cast	418	100.00%	<div style="width: 100%;"><div style="width: 100%;"></div></div>

State Treasurer

Vote For 1

	TOTAL	VOTE %	
REP YEE, KIMBERLY	252	60.87%	<div style="width: 60.87%;"><div style="width: 60.87%;"></div></div>
DEM QUEZADA, MARTÍN	160	38.65%	<div style="width: 38.65%;"><div style="width: 38.65%;"></div></div>
Write-In Totals	2	0.48%	<div style="width: 0.48%;"><div style="width: 0.48%;"></div></div>
Total Votes Cast	414	100.00%	<div style="width: 100%;"><div style="width: 100%;"></div></div>

Superintendent of Public Instruction

Vote For 1

	TOTAL	VOTE %	
REP HORNE, TOM	237	56.70%	<div style="width: 56.70%;"><div style="width: 56.70%;"></div></div>
DEM HOFFMAN, KATHY	180	43.06%	<div style="width: 43.06%;"><div style="width: 43.06%;"></div></div>
Write-In Totals	1	0.24%	<div style="width: 0.24%;"><div style="width: 0.24%;"></div></div>
Total Votes Cast	418	100.00%	<div style="width: 100%;"><div style="width: 100%;"></div></div>

State Mine Inspector

Vote For 1

	TOTAL	VOTE %	
REP MARSH, PAUL	328	99.09%	<div style="width: 99.09%;"><div style="width: 99.09%;"></div></div>
Write-In Totals	3	0.91%	<div style="width: 0.91%;"><div style="width: 0.91%;"></div></div>
Total Votes Cast	331	100.00%	<div style="width: 100%;"><div style="width: 100%;"></div></div>

Corporation Commissioner

Vote For 2

	TOTAL	VOTE %	
REP MYERS, NICHOLAS "NICK"	215	28.74%	<div style="width: 28.74%;"><div style="width: 28.74%;"></div></div>
REP THOMPSON, KEVIN	218	29.14%	<div style="width: 29.14%;"><div style="width: 29.14%;"></div></div>
DEM KENNEDY, SANDRA	167	22.33%	<div style="width: 22.33%;"><div style="width: 22.33%;"></div></div>
DEM KUBY, LAUREN	148	19.79%	<div style="width: 19.79%;"><div style="width: 19.79%;"></div></div>
Write-In Totals	0	0.00%	<div style="width: 0.00%;"><div style="width: 0.00%;"></div></div>
Total Votes Cast	748	100.00%	<div style="width: 100%;"><div style="width: 100%;"></div></div>

Claypool #2

Clerk of the Superior Court

Vote For 1

	TOTAL	VOTE %	
DEM ESCOBEDO, ANITA "ANNIE"	316	97.83%	<div style="width: 97.83%;"></div>
Write-In Totals	7	2.17%	<div style="width: 2.17%;"></div>
Total Votes Cast	323	100.00%	<div style="width: 100%;"></div>

Justice of the Peace Globe Regional

Vote For 1

	TOTAL	VOTE %	
DEM REARDON, JORDAN	301	96.78%	<div style="width: 96.78%;"></div>
Write-In Totals	10	3.22%	<div style="width: 3.22%;"></div>
Total Votes Cast	311	100.00%	<div style="width: 100%;"></div>

Constable Globe Regional

Vote For 1

	TOTAL	VOTE %	
DEM MANCHA, RUBEN	318	98.15%	<div style="width: 98.15%;"></div>
Write-In Totals	6	1.85%	<div style="width: 1.85%;"></div>
Total Votes Cast	324	100.00%	<div style="width: 100%;"></div>

BEENE, JAMES, Supreme Court Justice

Vote For 1

	TOTAL	VOTE %	
Yes	262	74.64%	<div style="width: 74.64%;"></div>
No	89	25.36%	<div style="width: 25.36%;"></div>
Total Votes Cast	351	100.00%	<div style="width: 100%;"></div>

MONTGOMERY, WILLIAM, Supreme Court Justice

Vote For 1

	TOTAL	VOTE %	
Yes	245	68.25%	<div style="width: 68.25%;"></div>
No	114	31.75%	<div style="width: 31.75%;"></div>
Total Votes Cast	359	100.00%	<div style="width: 100%;"></div>

TIMMER, ANN, Supreme Court Justice

Vote For 1

	TOTAL	VOTE %	
Yes	281	79.38%	<div style="width: 79.38%;"></div>
No	73	20.62%	<div style="width: 20.62%;"></div>
Total Votes Cast	354	100.00%	<div style="width: 100%;"></div>

Judge of the Superior Court Div. 2

Vote For 1

	TOTAL	VOTE %	
WRIGHT, TIMOTHY	307	98.40%	<div style="width: 98.40%;"></div>
Write-In Totals	5	1.60%	<div style="width: 1.60%;"></div>
Total Votes Cast	312	100.00%	<div style="width: 100%;"></div>

Claypool #2

Board Member Miami Unified School District #40

Vote For 3

	TOTAL	VOTE %	
ALLEN, DEBBIE	216	33.64%	<div style="width: 33.64%;"></div>
GRAINGER, CINDY	208	32.40%	<div style="width: 32.40%;"></div>
SHRINER, DEANNA	179	27.88%	<div style="width: 27.88%;"></div>
Write-In Totals	39	6.07%	<div style="width: 6.07%;"></div>
Total Votes Cast	642	100.00%	<div style="width: 100%;"></div>

Question Globe Unified School District #1

Vote For 1

	TOTAL	VOTE %	
LEASE LAND AND CONSTRUCTION OF SCHOOL BUILDINGS, YES	52	83.87%	<div style="width: 83.87%;"></div>
LEASE LAND AND CONSTRUCTION OF SCHOOL BUILDINGS, NO	10	16.13%	<div style="width: 16.13%;"></div>
Total Votes Cast	62	100.00%	<div style="width: 100%;"></div>

PROPOSITION 128

Vote For 1

	TOTAL	VOTE %	
Yes	106	26.11%	<div style="width: 26.11%;"></div>
No	300	73.89%	<div style="width: 73.89%;"></div>
Total Votes Cast	406	100.00%	<div style="width: 100%;"></div>

PROPOSITION 129

Vote For 1

	TOTAL	VOTE %	
Yes	195	48.27%	<div style="width: 48.27%;"></div>
No	209	51.73%	<div style="width: 51.73%;"></div>
Total Votes Cast	404	100.00%	<div style="width: 100%;"></div>

PROPOSITION 130

Vote For 1

	TOTAL	VOTE %	
Yes	209	51.99%	<div style="width: 51.99%;"></div>
No	193	48.01%	<div style="width: 48.01%;"></div>
Total Votes Cast	402	100.00%	<div style="width: 100%;"></div>

PROPOSITION 131

Vote For 1

	TOTAL	VOTE %	
Yes	174	43.28%	<div style="width: 43.28%;"></div>
No	228	56.72%	<div style="width: 56.72%;"></div>
Total Votes Cast	402	100.00%	<div style="width: 100%;"></div>

PROPOSITION 132



Vote For 1

	TOTAL	VOTE %	
Yes	195	48.63%	<div style="width: 48.63%;"></div>
No	206	51.37%	<div style="width: 51.37%;"></div>
Total Votes Cast	401	100.00%	<div style="width: 100%;"></div>

Claypool #2




PROPOSITION 209

Vote For 1

	TOTAL	VOTE %	
Yes	322	79.70%	
No	82	20.30%	
Total Votes Cast	404	100.00%	




PROPOSITION 211

Vote For 1

	TOTAL	VOTE %	
Yes	307	76.37%	
No	95	23.63%	
Total Votes Cast	402	100.00%	




PROPOSITION 308

Vote For 1

	TOTAL	VOTE %	
Yes	196	48.28%	
No	210	51.72%	
Total Votes Cast	406	100.00%	


PROPOSITION 309

Vote For 1

	TOTAL	VOTE %	
Yes	201	49.26%	
No	207	50.74%	
Total Votes Cast	408	100.00%	

PROPOSITION 310

Vote For 1

	TOTAL	VOTE %	
Yes	215	53.09%	
No	190	46.91%	
Total Votes Cast	405	100.00%	

Claypool #3

Statistics

	TOTAL
Registered Voters - Total	473
Ballots Cast - Total	255
Voter Turnout - Total	53.91%

U.S. Senator

Vote For 1

	TOTAL	VOTE %	
REP MASTERS, BLAKE	89	35.46%	<div style="width: 35.46%;"></div>
DEM KELLY, MARK	143	56.97%	<div style="width: 56.97%;"></div>
LBT VICTOR, MARC J.	16	6.37%	<div style="width: 6.37%;"></div>
Write-In Totals	3	1.20%	<div style="width: 1.20%;"></div>
Total Votes Cast	251	100.00%	<div style="width: 100%;"></div>

U.S. Representative in Congress District 2

Vote For 1

	TOTAL	VOTE %	
REP CRANE, ELI	101	41.22%	<div style="width: 41.22%;"></div>
DEM O'HALLERAN, TOM	140	57.14%	<div style="width: 57.14%;"></div>
Write-In Totals	4	1.63%	<div style="width: 1.63%;"></div>
Total Votes Cast	245	100.00%	<div style="width: 100%;"></div>

Governor

Vote For 1

	TOTAL	VOTE %	
REP LAKE, KARI	113	45.20%	<div style="width: 45.20%;"></div>
DEM HOBBS, KATIE	134	53.60%	<div style="width: 53.60%;"></div>
Write-In Totals	3	1.20%	<div style="width: 1.20%;"></div>
Total Votes Cast	250	100.00%	<div style="width: 100%;"></div>

State Senator District 7

Vote For 1

	TOTAL	VOTE %	
REP ROGERS, WENDY	122	50.21%	<div style="width: 50.21%;"></div>
DEM NITSCHKE, KYLE	119	48.97%	<div style="width: 48.97%;"></div>
Write-In Totals	2	0.82%	<div style="width: 0.82%;"></div>
Total Votes Cast	243	100.00%	<div style="width: 100%;"></div>

State Representative District 7

Vote For 2

	TOTAL	VOTE %	
REP COOK, DAVID	139	53.26%	<div style="width: 53.26%;"></div>
REP MARSHALL SR., DAVID	119	45.59%	<div style="width: 45.59%;"></div>
Write-In Totals	3	1.15%	<div style="width: 1.15%;"></div>
Total Votes Cast	261	100.00%	<div style="width: 100%;"></div>

Claypool #3

Secretary of State

Vote For 1

	TOTAL	VOTE %	
REP FINCHEM, MARK	98	39.52%	<div style="width: 39.52%;"></div>
DEM FONTES, ADRIAN	149	60.08%	<div style="width: 60.08%;"></div>
Write-In Totals	1	0.40%	<div style="width: 0.40%;"></div>
Total Votes Cast	248	100.00%	<div style="width: 100%;"></div>

Attorney General

Vote For 1

	TOTAL	VOTE %	
REP HAMADEH, ABRAHAM "ABE"	104	41.77%	<div style="width: 41.77%;"></div>
DEM MAYES, KRIS	143	57.43%	<div style="width: 57.43%;"></div>
Write-In Totals	2	0.80%	<div style="width: 0.80%;"></div>
Total Votes Cast	249	100.00%	<div style="width: 100%;"></div>

State Treasurer

Vote For 1

	TOTAL	VOTE %	
REP YEE, KIMBERLY	119	47.79%	<div style="width: 47.79%;"></div>
DEM QUEZADA, MARTÍN	129	51.81%	<div style="width: 51.81%;"></div>
Write-In Totals	1	0.40%	<div style="width: 0.40%;"></div>
Total Votes Cast	249	100.00%	<div style="width: 100%;"></div>

Superintendent of Public Instruction

Vote For 1

	TOTAL	VOTE %	
REP HORNE, TOM	115	45.82%	<div style="width: 45.82%;"></div>
DEM HOFFMAN, KATHY	135	53.78%	<div style="width: 53.78%;"></div>
Write-In Totals	1	0.40%	<div style="width: 0.40%;"></div>
Total Votes Cast	251	100.00%	<div style="width: 100%;"></div>

State Mine Inspector

Vote For 1

	TOTAL	VOTE %	
REP MARSH, PAUL	186	97.89%	<div style="width: 97.89%;"></div>
Write-In Totals	4	2.11%	<div style="width: 2.11%;"></div>
Total Votes Cast	190	100.00%	<div style="width: 100%;"></div>

Corporation Commissioner

Vote For 2

	TOTAL	VOTE %	
REP MYERS, NICHOLAS "NICK"	94	21.12%	<div style="width: 21.12%;"></div>
REP THOMPSON, KEVIN	103	23.15%	<div style="width: 23.15%;"></div>
DEM KENNEDY, SANDRA	125	28.09%	<div style="width: 28.09%;"></div>
DEM KUBY, LAUREN	120	26.97%	<div style="width: 26.97%;"></div>
Write-In Totals	3	0.67%	<div style="width: 0.67%;"></div>
Total Votes Cast	445	100.00%	<div style="width: 100%;"></div>

Claypool #3

Clerk of the Superior Court

Vote For 1

	TOTAL	VOTE %	
DEM ESCOBEDO, ANITA "ANNIE"	198	95.19%	<div style="width: 95.19%;"></div>
Write-In Totals	10	4.81%	<div style="width: 4.81%;"></div>
Total Votes Cast	208	100.00%	<div style="width: 100%;"></div>

Justice of the Peace Globe Regional

Vote For 1

	TOTAL	VOTE %	
DEM REARDON, JORDAN	185	93.91%	<div style="width: 93.91%;"></div>
Write-In Totals	12	6.09%	<div style="width: 6.09%;"></div>
Total Votes Cast	197	100.00%	<div style="width: 100%;"></div>

Constable Globe Regional

Vote For 1

	TOTAL	VOTE %	
DEM MANCHA, RUBEN	199	95.22%	<div style="width: 95.22%;"></div>
Write-In Totals	10	4.78%	<div style="width: 4.78%;"></div>
Total Votes Cast	209	100.00%	<div style="width: 100%;"></div>

BEENE, JAMES, Supreme Court Justice

Vote For 1

	TOTAL	VOTE %	
Yes	149	73.76%	<div style="width: 73.76%;"></div>
No	53	26.24%	<div style="width: 26.24%;"></div>
Total Votes Cast	202	100.00%	<div style="width: 100%;"></div>

MONTGOMERY, WILLIAM, Supreme Court Justice

Vote For 1

	TOTAL	VOTE %	
Yes	135	64.59%	<div style="width: 64.59%;"></div>
No	74	35.41%	<div style="width: 35.41%;"></div>
Total Votes Cast	209	100.00%	<div style="width: 100%;"></div>

TIMMER, ANN, Supreme Court Justice

Vote For 1

	TOTAL	VOTE %	
Yes	162	78.26%	<div style="width: 78.26%;"></div>
No	45	21.74%	<div style="width: 21.74%;"></div>
Total Votes Cast	207	100.00%	<div style="width: 100%;"></div>

Judge of the Superior Court Div. 2

Vote For 1

	TOTAL	VOTE %	
WRIGHT, TIMOTHY	185	99.46%	<div style="width: 99.46%;"></div>
Write-In Totals	1	0.54%	<div style="width: 0.54%;"></div>
Total Votes Cast	186	100.00%	<div style="width: 100%;"></div>

Claypool #3

Board Member Miami Unified School District #40

Vote For 3

	TOTAL	VOTE %	
ALLEN, DEBBIE	149	31.43%	<div style="width: 31.43%;"></div>
GRAINGER, CINDY	159	33.54%	<div style="width: 33.54%;"></div>
SHRINER, DEANNA	128	27.00%	<div style="width: 27.00%;"></div>
Write-In Totals	38	8.02%	<div style="width: 8.02%;"></div>
Total Votes Cast	474	100.00%	<div style="width: 100%;"></div>

PROPOSITION 128

Vote For 1

	TOTAL	VOTE %	
Yes	59	25.65%	<div style="width: 25.65%;"></div>
No	171	74.35%	<div style="width: 74.35%;"></div>
Total Votes Cast	230	100.00%	<div style="width: 100%;"></div>

PROPOSITION 129

Vote For 1

	TOTAL	VOTE %	
Yes	107	46.72%	<div style="width: 46.72%;"></div>
No	122	53.28%	<div style="width: 53.28%;"></div>
Total Votes Cast	229	100.00%	<div style="width: 100%;"></div>

PROPOSITION 130

Vote For 1

	TOTAL	VOTE %	
Yes	136	59.13%	<div style="width: 59.13%;"></div>
No	94	40.87%	<div style="width: 40.87%;"></div>
Total Votes Cast	230	100.00%	<div style="width: 100%;"></div>

PROPOSITION 131

Vote For 1

	TOTAL	VOTE %	
Yes	87	37.99%	<div style="width: 37.99%;"></div>
No	142	62.01%	<div style="width: 62.01%;"></div>
Total Votes Cast	229	100.00%	<div style="width: 100%;"></div>

PROPOSITION 132

Vote For 1

	TOTAL	VOTE %	
Yes	103	44.78%	<div style="width: 44.78%;"></div>
No	127	55.22%	<div style="width: 55.22%;"></div>
Total Votes Cast	230	100.00%	<div style="width: 100%;"></div>

PROPOSITION 209



Vote For 1

	TOTAL	VOTE %	
Yes	180	79.30%	<div style="width: 79.30%;"></div>
No	47	20.70%	<div style="width: 20.70%;"></div>
Total Votes Cast	227	100.00%	<div style="width: 100%;"></div>

Claypool #3


PROPOSITION 211

Vote For 1

	TOTAL	VOTE %	
Yes	174	76.65%	
No	53	23.35%	
Total Votes Cast	227	100.00%	




PROPOSITION 308

Vote For 1

	TOTAL	VOTE %	
Yes	146	62.39%	
No	88	37.61%	
Total Votes Cast	234	100.00%	




PROPOSITION 309

Vote For 1

	TOTAL	VOTE %	
Yes	95	40.95%	
No	137	59.05%	
Total Votes Cast	232	100.00%	

PROPOSITION 310

Vote For 1

	TOTAL	VOTE %	
Yes	134	57.51%	
No	99	42.49%	
Total Votes Cast	233	100.00%	

Central Heights

Statistics

	TOTAL
Registered Voters - Total	487
Ballots Cast - Total	242
Voter Turnout - Total	49.69%

U.S. Senator

Vote For 1

	TOTAL	VOTE %	
REP MASTERS, BLAKE	121	51.71%	<div style="width: 51.71%;"></div>
DEM KELLY, MARK	103	44.02%	<div style="width: 44.02%;"></div>
LBT VICTOR, MARC J.	9	3.85%	<div style="width: 3.85%;"></div>
Write-In Totals	1	0.43%	<div style="width: 0.43%;"></div>
Total Votes Cast	234	100.00%	<div style="width: 100%;"></div>

U.S. Representative in Congress District 2

Vote For 1

	TOTAL	VOTE %	
REP CRANE, ELI	135	57.45%	<div style="width: 57.45%;"></div>
DEM O'HALLERAN, TOM	99	42.13%	<div style="width: 42.13%;"></div>
Write-In Totals	1	0.43%	<div style="width: 0.43%;"></div>
Total Votes Cast	235	100.00%	<div style="width: 100%;"></div>

Governor

Vote For 1

	TOTAL	VOTE %	
REP LAKE, KARI	141	59.75%	<div style="width: 59.75%;"></div>
DEM HOBBS, KATIE	95	40.25%	<div style="width: 40.25%;"></div>
Write-In Totals	0	0.00%	<div style="width: 0.00%;"></div>
Total Votes Cast	236	100.00%	<div style="width: 100%;"></div>

State Senator District 7

Vote For 1

	TOTAL	VOTE %	
REP ROGERS, WENDY	150	63.83%	<div style="width: 63.83%;"></div>
DEM NITSCHKE, KYLE	84	35.74%	<div style="width: 35.74%;"></div>
Write-In Totals	1	0.43%	<div style="width: 0.43%;"></div>
Total Votes Cast	235	100.00%	<div style="width: 100%;"></div>

State Representative District 7

Vote For 2

	TOTAL	VOTE %	
REP COOK, DAVID	143	51.81%	<div style="width: 51.81%;"></div>
REP MARSHALL SR., DAVID	129	46.74%	<div style="width: 46.74%;"></div>
Write-In Totals	4	1.45%	<div style="width: 1.45%;"></div>
Total Votes Cast	276	100.00%	<div style="width: 100%;"></div>

Central Heights

Secretary of State

Vote For 1

	TOTAL	VOTE %	
REP FINCHEM, MARK	137	59.31%	<div style="width: 59.31%;"><div style="width: 59.31%;"></div></div>
DEM FONTES, ADRIAN	94	40.69%	<div style="width: 40.69%;"><div style="width: 40.69%;"></div></div>
Write-In Totals	0	0.00%	<div style="width: 0%;"><div style="width: 0%;"></div></div>
Total Votes Cast	231	100.00%	<div style="width: 100%;"><div style="width: 100%;"></div></div>

Attorney General

Vote For 1

	TOTAL	VOTE %	
REP HAMADEH, ABRAHAM "ABE"	133	57.83%	<div style="width: 57.83%;"><div style="width: 57.83%;"></div></div>
DEM MAYES, KRIS	97	42.17%	<div style="width: 42.17%;"><div style="width: 42.17%;"></div></div>
Write-In Totals	0	0.00%	<div style="width: 0%;"><div style="width: 0%;"></div></div>
Total Votes Cast	230	100.00%	<div style="width: 100%;"><div style="width: 100%;"></div></div>

State Treasurer

Vote For 1

	TOTAL	VOTE %	
REP YEE, KIMBERLY	142	61.74%	<div style="width: 61.74%;"><div style="width: 61.74%;"></div></div>
DEM QUEZADA, MARTÍN	88	38.26%	<div style="width: 38.26%;"><div style="width: 38.26%;"></div></div>
Write-In Totals	0	0.00%	<div style="width: 0%;"><div style="width: 0%;"></div></div>
Total Votes Cast	230	100.00%	<div style="width: 100%;"><div style="width: 100%;"></div></div>

Superintendent of Public Instruction

Vote For 1

	TOTAL	VOTE %	
REP HORNE, TOM	126	53.62%	<div style="width: 53.62%;"><div style="width: 53.62%;"></div></div>
DEM HOFFMAN, KATHY	107	45.53%	<div style="width: 45.53%;"><div style="width: 45.53%;"></div></div>
Write-In Totals	2	0.85%	<div style="width: 0.85%;"><div style="width: 0.85%;"></div></div>
Total Votes Cast	235	100.00%	<div style="width: 100%;"><div style="width: 100%;"></div></div>

State Mine Inspector

Vote For 1

	TOTAL	VOTE %	
REP MARSH, PAUL	176	98.88%	<div style="width: 98.88%;"><div style="width: 98.88%;"></div></div>
Write-In Totals	2	1.12%	<div style="width: 1.12%;"><div style="width: 1.12%;"></div></div>
Total Votes Cast	178	100.00%	<div style="width: 100%;"><div style="width: 100%;"></div></div>

Corporation Commissioner

Vote For 2

	TOTAL	VOTE %	
REP MYERS, NICHOLAS "NICK"	121	28.74%	<div style="width: 28.74%;"><div style="width: 28.74%;"></div></div>
REP THOMPSON, KEVIN	119	28.27%	<div style="width: 28.27%;"><div style="width: 28.27%;"></div></div>
DEM KENNEDY, SANDRA	91	21.62%	<div style="width: 21.62%;"><div style="width: 21.62%;"></div></div>
DEM KUBY, LAUREN	90	21.38%	<div style="width: 21.38%;"><div style="width: 21.38%;"></div></div>
Write-In Totals	0	0.00%	<div style="width: 0%;"><div style="width: 0%;"></div></div>
Total Votes Cast	421	100.00%	<div style="width: 100%;"><div style="width: 100%;"></div></div>

Central Heights

Clerk of the Superior Court

Vote For 1

	TOTAL	VOTE %	
DEM ESCOBEDO, ANITA "ANNIE"	175	96.69%	<div><div style="width: 96.69%;"></div></div>
Write-In Totals	6	3.31%	<div><div style="width: 3.31%;"></div></div>
Total Votes Cast	181	100.00%	<div><div style="width: 100%;"></div></div>

Justice of the Peace Globe Regional

Vote For 1

	TOTAL	VOTE %	
DEM REARDON, JORDAN	163	95.32%	<div><div style="width: 95.32%;"></div></div>
Write-In Totals	8	4.68%	<div><div style="width: 4.68%;"></div></div>
Total Votes Cast	171	100.00%	<div><div style="width: 100%;"></div></div>

Constable Globe Regional

Vote For 1

	TOTAL	VOTE %	
DEM MANCHA, RUBEN	169	97.13%	<div><div style="width: 97.13%;"></div></div>
Write-In Totals	5	2.87%	<div><div style="width: 2.87%;"></div></div>
Total Votes Cast	174	100.00%	<div><div style="width: 100%;"></div></div>

BEENE, JAMES, Supreme Court Justice

Vote For 1

	TOTAL	VOTE %	
Yes	148	77.49%	<div><div style="width: 77.49%;"></div></div>
No	43	22.51%	<div><div style="width: 22.51%;"></div></div>
Total Votes Cast	191	100.00%	<div><div style="width: 100%;"></div></div>

MONTGOMERY, WILLIAM, Supreme Court Justice

Vote For 1

	TOTAL	VOTE %	
Yes	148	74.00%	<div><div style="width: 74.00%;"></div></div>
No	52	26.00%	<div><div style="width: 26.00%;"></div></div>
Total Votes Cast	200	100.00%	<div><div style="width: 100%;"></div></div>

TIMMER, ANN, Supreme Court Justice

Vote For 1

	TOTAL	VOTE %	
Yes	167	84.34%	<div><div style="width: 84.34%;"></div></div>
No	31	15.66%	<div><div style="width: 15.66%;"></div></div>
Total Votes Cast	198	100.00%	<div><div style="width: 100%;"></div></div>

Judge of the Superior Court Div. 2

Vote For 1

	TOTAL	VOTE %	
WRIGHT, TIMOTHY	178	97.80%	<div><div style="width: 97.80%;"></div></div>
Write-In Totals	4	2.20%	<div><div style="width: 2.20%;"></div></div>
Total Votes Cast	182	100.00%	<div><div style="width: 100%;"></div></div>

Central Heights

Board Member Miami Unified School District #40

Vote For 3

	TOTAL	VOTE %	
ALLEN, DEBBIE	136	31.92%	<div style="width: 31.92%;"></div>
GRAINGER, CINDY	134	31.46%	<div style="width: 31.46%;"></div>
SHRINER, DEANNA	119	27.93%	<div style="width: 27.93%;"></div>
Write-In Totals	37	8.69%	<div style="width: 8.69%;"></div>
Total Votes Cast	426	100.00%	<div style="width: 100%;"></div>

Question Globe Unified School District #1

Vote For 1

	TOTAL	VOTE %	
LEASE LAND AND CONSTRUCTION OF SCHOOL BUILDINGS, YES	0		
LEASE LAND AND CONSTRUCTION OF SCHOOL BUILDINGS, NO	0		
Total Votes Cast	0		

PROPOSITION 128

Vote For 1

	TOTAL	VOTE %	
Yes	77	33.62%	<div style="width: 33.62%;"></div>
No	152	66.38%	<div style="width: 66.38%;"></div>
Total Votes Cast	229	100.00%	<div style="width: 100%;"></div>

PROPOSITION 129

Vote For 1

	TOTAL	VOTE %	
Yes	123	53.02%	<div style="width: 53.02%;"></div>
No	109	46.98%	<div style="width: 46.98%;"></div>
Total Votes Cast	232	100.00%	<div style="width: 100%;"></div>

PROPOSITION 130

Vote For 1

	TOTAL	VOTE %	
Yes	117	50.87%	<div style="width: 50.87%;"></div>
No	113	49.13%	<div style="width: 49.13%;"></div>
Total Votes Cast	230	100.00%	<div style="width: 100%;"></div>

PROPOSITION 131

Vote For 1

	TOTAL	VOTE %	
Yes	101	44.10%	<div style="width: 44.10%;"></div>
No	128	55.90%	<div style="width: 55.90%;"></div>
Total Votes Cast	229	100.00%	<div style="width: 100%;"></div>

PROPOSITION 132



Vote For 1

	TOTAL	VOTE %	
Yes	114	50.67%	<div style="width: 50.67%;"></div>
No	111	49.33%	<div style="width: 49.33%;"></div>
Total Votes Cast	225	100.00%	<div style="width: 100%;"></div>

Central Heights


PROPOSITION 209

Vote For 1

	TOTAL	VOTE %	
Yes	182	79.82%	
No	46	20.18%	
Total Votes Cast	228	100.00%	




PROPOSITION 211

Vote For 1

	TOTAL	VOTE %	
Yes	171	75.66%	
No	55	24.34%	
Total Votes Cast	226	100.00%	




PROPOSITION 308

Vote For 1

	TOTAL	VOTE %	
Yes	93	40.61%	
No	136	59.39%	
Total Votes Cast	229	100.00%	




PROPOSITION 309

Vote For 1

	TOTAL	VOTE %	
Yes	121	52.61%	
No	109	47.39%	
Total Votes Cast	230	100.00%	

PROPOSITION 310

Vote For 1

	TOTAL	VOTE %	
Yes	109	47.81%	
No	119	52.19%	
Total Votes Cast	228	100.00%	

Pinal Creek

Statistics

	TOTAL
Registered Voters - Total	250
Ballots Cast - Total	171
Voter Turnout - Total	68.40%

U.S. Senator

Vote For 1

	TOTAL	VOTE %	
REP MASTERS, BLAKE	83	49.40%	<div style="width: 49.40%;"></div>
DEM KELLY, MARK	81	48.21%	<div style="width: 48.21%;"></div>
LBT VICTOR, MARC J.	4	2.38%	<div style="width: 2.38%;"></div>
Write-In Totals	0	0.00%	<div style="width: 0.00%;"></div>
Total Votes Cast	168	100.00%	<div style="width: 100.00%;"></div>

U.S. Representative in Congress District 2

Vote For 1

	TOTAL	VOTE %	
REP CRANE, ELI	85	52.15%	<div style="width: 52.15%;"></div>
DEM O'HALLERAN, TOM	78	47.85%	<div style="width: 47.85%;"></div>
Write-In Totals	0	0.00%	<div style="width: 0.00%;"></div>
Total Votes Cast	163	100.00%	<div style="width: 100.00%;"></div>

Governor

Vote For 1

	TOTAL	VOTE %	
REP LAKE, KARI	89	52.98%	<div style="width: 52.98%;"></div>
DEM HOBBS, KATIE	79	47.02%	<div style="width: 47.02%;"></div>
Write-In Totals	0	0.00%	<div style="width: 0.00%;"></div>
Total Votes Cast	168	100.00%	<div style="width: 100.00%;"></div>

State Senator District 7

Vote For 1

	TOTAL	VOTE %	
REP ROGERS, WENDY	93	56.36%	<div style="width: 56.36%;"></div>
DEM NITSCHKE, KYLE	72	43.64%	<div style="width: 43.64%;"></div>
Write-In Totals	0	0.00%	<div style="width: 0.00%;"></div>
Total Votes Cast	165	100.00%	<div style="width: 100.00%;"></div>

State Representative District 7

Vote For 2

	TOTAL	VOTE %	
REP COOK, DAVID	103	56.59%	<div style="width: 56.59%;"></div>
REP MARSHALL SR., DAVID	78	42.86%	<div style="width: 42.86%;"></div>
Write-In Totals	1	0.55%	<div style="width: 0.55%;"></div>
Total Votes Cast	182	100.00%	<div style="width: 100.00%;"></div>

Pinal Creek

Secretary of State

Vote For 1

	TOTAL	VOTE %	
REP FINCHEM, MARK	84	51.22%	<div style="width: 51.22%;"><div style="width: 51.22%;"></div></div>
DEM FONTES, ADRIAN	79	48.17%	<div style="width: 48.17%;"><div style="width: 48.17%;"></div></div>
Write-In Totals	1	0.61%	<div style="width: 0.61%;"><div style="width: 0.61%;"></div></div>
Total Votes Cast	164	100.00%	<div style="width: 100%;"><div style="width: 100%;"></div></div>

Attorney General

Vote For 1

	TOTAL	VOTE %	
REP HAMADEH, ABRAHAM "ABE"	87	54.38%	<div style="width: 54.38%;"><div style="width: 54.38%;"></div></div>
DEM MAYES, KRIS	72	45.00%	<div style="width: 45.00%;"><div style="width: 45.00%;"></div></div>
Write-In Totals	1	0.62%	<div style="width: 0.62%;"><div style="width: 0.62%;"></div></div>
Total Votes Cast	160	100.00%	<div style="width: 100%;"><div style="width: 100%;"></div></div>

State Treasurer

Vote For 1

	TOTAL	VOTE %	
REP YEE, KIMBERLY	101	62.35%	<div style="width: 62.35%;"><div style="width: 62.35%;"></div></div>
DEM QUEZADA, MARTÍN	60	37.04%	<div style="width: 37.04%;"><div style="width: 37.04%;"></div></div>
Write-In Totals	1	0.62%	<div style="width: 0.62%;"><div style="width: 0.62%;"></div></div>
Total Votes Cast	162	100.00%	<div style="width: 100%;"><div style="width: 100%;"></div></div>

Superintendent of Public Instruction

Vote For 1

	TOTAL	VOTE %	
REP HORNE, TOM	85	51.83%	<div style="width: 51.83%;"><div style="width: 51.83%;"></div></div>
DEM HOFFMAN, KATHY	78	47.56%	<div style="width: 47.56%;"><div style="width: 47.56%;"></div></div>
Write-In Totals	1	0.61%	<div style="width: 0.61%;"><div style="width: 0.61%;"></div></div>
Total Votes Cast	164	100.00%	<div style="width: 100%;"><div style="width: 100%;"></div></div>

State Mine Inspector

Vote For 1

	TOTAL	VOTE %	
REP MARSH, PAUL	121	99.18%	<div style="width: 99.18%;"><div style="width: 99.18%;"></div></div>
Write-In Totals	1	0.82%	<div style="width: 0.82%;"><div style="width: 0.82%;"></div></div>
Total Votes Cast	122	100.00%	<div style="width: 100%;"><div style="width: 100%;"></div></div>

Corporation Commissioner

Vote For 2

	TOTAL	VOTE %	
REP MYERS, NICHOLAS "NICK"	85	28.43%	<div style="width: 28.43%;"><div style="width: 28.43%;"></div></div>
REP THOMPSON, KEVIN	75	25.08%	<div style="width: 25.08%;"><div style="width: 25.08%;"></div></div>
DEM KENNEDY, SANDRA	73	24.41%	<div style="width: 24.41%;"><div style="width: 24.41%;"></div></div>
DEM KUBY, LAUREN	65	21.74%	<div style="width: 21.74%;"><div style="width: 21.74%;"></div></div>
Write-In Totals	1	0.33%	<div style="width: 0.33%;"><div style="width: 0.33%;"></div></div>
Total Votes Cast	299	100.00%	<div style="width: 100%;"><div style="width: 100%;"></div></div>

Pinal Creek

Clerk of the Superior Court

Vote For 1

	TOTAL	VOTE %	
DEM ESCOBEDO, ANITA "ANNIE"	125	95.42%	<div style="width: 95.42%;"></div>
Write-In Totals	6	4.58%	<div style="width: 4.58%;"></div>
Total Votes Cast	131	100.00%	<div style="width: 100%;"></div>

Justice of the Peace Globe Regional

Vote For 1

	TOTAL	VOTE %	
DEM REARDON, JORDAN	114	95.00%	<div style="width: 95.00%;"></div>
Write-In Totals	6	5.00%	<div style="width: 5.00%;"></div>
Total Votes Cast	120	100.00%	<div style="width: 100%;"></div>

Constable Globe Regional

Vote For 1

	TOTAL	VOTE %	
DEM MANCHA, RUBEN	119	95.20%	<div style="width: 95.20%;"></div>
Write-In Totals	6	4.80%	<div style="width: 4.80%;"></div>
Total Votes Cast	125	100.00%	<div style="width: 100%;"></div>

BEENE, JAMES, Supreme Court Justice

Vote For 1

	TOTAL	VOTE %	
Yes	108	85.71%	<div style="width: 85.71%;"></div>
No	18	14.29%	<div style="width: 14.29%;"></div>
Total Votes Cast	126	100.00%	<div style="width: 100%;"></div>

MONTGOMERY, WILLIAM, Supreme Court Justice

Vote For 1

	TOTAL	VOTE %	
Yes	96	75.00%	<div style="width: 75.00%;"></div>
No	32	25.00%	<div style="width: 25.00%;"></div>
Total Votes Cast	128	100.00%	<div style="width: 100%;"></div>

TIMMER, ANN, Supreme Court Justice

Vote For 1

	TOTAL	VOTE %	
Yes	119	88.81%	<div style="width: 88.81%;"></div>
No	15	11.19%	<div style="width: 11.19%;"></div>
Total Votes Cast	134	100.00%	<div style="width: 100%;"></div>

Judge of the Superior Court Div. 2

Vote For 1

	TOTAL	VOTE %	
WRIGHT, TIMOTHY	112	98.25%	<div style="width: 98.25%;"></div>
Write-In Totals	2	1.75%	<div style="width: 1.75%;"></div>
Total Votes Cast	114	100.00%	<div style="width: 100%;"></div>

Pinal Creek

Question Globe Unified School District #1

Vote For 1

	TOTAL	VOTE %	
LEASE LAND AND CONSTRUCTION OF SCHOOL BUILDINGS, YES	95	64.63%	
LEASE LAND AND CONSTRUCTION OF SCHOOL BUILDINGS, NO	52	35.37%	
Total Votes Cast	147	100.00%	

PROPOSITION 128

Vote For 1

	TOTAL	VOTE %	
Yes	32	20.51%	
No	124	79.49%	
Total Votes Cast	156	100.00%	

PROPOSITION 129

Vote For 1

	TOTAL	VOTE %	
Yes	69	44.23%	
No	87	55.77%	
Total Votes Cast	156	100.00%	

PROPOSITION 130

Vote For 1

	TOTAL	VOTE %	
Yes	99	64.29%	
No	55	35.71%	
Total Votes Cast	154	100.00%	

PROPOSITION 131

Vote For 1

	TOTAL	VOTE %	
Yes	67	44.08%	
No	85	55.92%	
Total Votes Cast	152	100.00%	

PROPOSITION 132

Vote For 1

	TOTAL	VOTE %	
Yes	66	43.71%	
No	85	56.29%	
Total Votes Cast	151	100.00%	

PROPOSITION 209



Vote For 1

	TOTAL	VOTE %	
Yes	115	73.72%	
No	41	26.28%	
Total Votes Cast	156	100.00%	

Pinal Creek



PROPOSITION 211

Vote For 1

	TOTAL	VOTE %	
Yes	116	76.32%	
No	36	23.68%	
Total Votes Cast	152	100.00%	




PROPOSITION 308

Vote For 1

	TOTAL	VOTE %	
Yes	69	44.23%	
No	87	55.77%	
Total Votes Cast	156	100.00%	




PROPOSITION 309

Vote For 1

	TOTAL	VOTE %	
Yes	70	43.75%	
No	90	56.25%	
Total Votes Cast	160	100.00%	

PROPOSITION 310

Vote For 1

	TOTAL	VOTE %	
Yes	83	53.90%	
No	71	46.10%	
Total Votes Cast	154	100.00%	

Wheatfields

Statistics

	TOTAL
Registered Voters - Total	126
Ballots Cast - Total	82
Voter Turnout - Total	65.08%

U.S. Senator

Vote For 1

	TOTAL	VOTE %	
REP MASTERS, BLAKE	49	61.25%	<div style="width: 61.25%;"><div style="width: 61.25%;"></div></div>
DEM KELLY, MARK	29	36.25%	<div style="width: 36.25%;"><div style="width: 36.25%;"></div></div>
LBT VICTOR, MARC J.	2	2.50%	<div style="width: 2.50%;"><div style="width: 2.50%;"></div></div>
Write-In Totals	0	0.00%	<div style="width: 0%;"><div style="width: 0%;"></div></div>
Total Votes Cast	80	100.00%	<div style="width: 100%;"><div style="width: 100%;"></div></div>

U.S. Representative in Congress District 2

Vote For 1

	TOTAL	VOTE %	
REP CRANE, ELI	55	67.90%	<div style="width: 67.90%;"><div style="width: 67.90%;"></div></div>
DEM O'HALLERAN, TOM	26	32.10%	<div style="width: 32.10%;"><div style="width: 32.10%;"></div></div>
Write-In Totals	0	0.00%	<div style="width: 0%;"><div style="width: 0%;"></div></div>
Total Votes Cast	81	100.00%	<div style="width: 100%;"><div style="width: 100%;"></div></div>

Governor

Vote For 1

	TOTAL	VOTE %	
REP LAKE, KARI	55	68.75%	<div style="width: 68.75%;"><div style="width: 68.75%;"></div></div>
DEM HOBBS, KATIE	25	31.25%	<div style="width: 31.25%;"><div style="width: 31.25%;"></div></div>
Write-In Totals	0	0.00%	<div style="width: 0%;"><div style="width: 0%;"></div></div>
Total Votes Cast	80	100.00%	<div style="width: 100%;"><div style="width: 100%;"></div></div>

State Senator District 7

Vote For 1

	TOTAL	VOTE %	
REP ROGERS, WENDY	55	69.62%	<div style="width: 69.62%;"><div style="width: 69.62%;"></div></div>
DEM NITSCHKE, KYLE	24	30.38%	<div style="width: 30.38%;"><div style="width: 30.38%;"></div></div>
Write-In Totals	0	0.00%	<div style="width: 0%;"><div style="width: 0%;"></div></div>
Total Votes Cast	79	100.00%	<div style="width: 100%;"><div style="width: 100%;"></div></div>

State Representative District 7

Vote For 2

	TOTAL	VOTE %	
REP COOK, DAVID	44	48.89%	<div style="width: 48.89%;"><div style="width: 48.89%;"></div></div>
REP MARSHALL SR., DAVID	46	51.11%	<div style="width: 51.11%;"><div style="width: 51.11%;"></div></div>
Write-In Totals	0	0.00%	<div style="width: 0%;"><div style="width: 0%;"></div></div>
Total Votes Cast	90	100.00%	<div style="width: 100%;"><div style="width: 100%;"></div></div>

Wheatfields

Secretary of State

Vote For 1

	TOTAL	VOTE %	
REP FINCHEM, MARK	55	68.75%	<div style="width: 68.75%;"><div style="width: 68.75%;"></div></div>
DEM FONTES, ADRIAN	25	31.25%	<div style="width: 31.25%;"><div style="width: 31.25%;"></div></div>
Write-In Totals	0	0.00%	<div style="width: 0%;"><div style="width: 0%;"></div></div>
Total Votes Cast	80	100.00%	<div style="width: 100%;"><div style="width: 100%;"></div></div>

Attorney General

Vote For 1

	TOTAL	VOTE %	
REP HAMADEH, ABRAHAM "ABE"	53	65.43%	<div style="width: 65.43%;"><div style="width: 65.43%;"></div></div>
DEM MAYES, KRIS	28	34.57%	<div style="width: 34.57%;"><div style="width: 34.57%;"></div></div>
Write-In Totals	0	0.00%	<div style="width: 0%;"><div style="width: 0%;"></div></div>
Total Votes Cast	81	100.00%	<div style="width: 100%;"><div style="width: 100%;"></div></div>

State Treasurer

Vote For 1

	TOTAL	VOTE %	
REP YEE, KIMBERLY	59	72.84%	<div style="width: 72.84%;"><div style="width: 72.84%;"></div></div>
DEM QUEZADA, MARTÍN	22	27.16%	<div style="width: 27.16%;"><div style="width: 27.16%;"></div></div>
Write-In Totals	0	0.00%	<div style="width: 0%;"><div style="width: 0%;"></div></div>
Total Votes Cast	81	100.00%	<div style="width: 100%;"><div style="width: 100%;"></div></div>

Superintendent of Public Instruction

Vote For 1

	TOTAL	VOTE %	
REP HORNE, TOM	51	65.38%	<div style="width: 65.38%;"><div style="width: 65.38%;"></div></div>
DEM HOFFMAN, KATHY	27	34.62%	<div style="width: 34.62%;"><div style="width: 34.62%;"></div></div>
Write-In Totals	0	0.00%	<div style="width: 0%;"><div style="width: 0%;"></div></div>
Total Votes Cast	78	100.00%	<div style="width: 100%;"><div style="width: 100%;"></div></div>

State Mine Inspector

Vote For 1

	TOTAL	VOTE %	
REP MARSH, PAUL	63	98.44%	<div style="width: 98.44%;"><div style="width: 98.44%;"></div></div>
Write-In Totals	1	1.56%	<div style="width: 1.56%;"><div style="width: 1.56%;"></div></div>
Total Votes Cast	64	100.00%	<div style="width: 100%;"><div style="width: 100%;"></div></div>

Corporation Commissioner

Vote For 2

	TOTAL	VOTE %	
REP MYERS, NICHOLAS "NICK"	49	33.79%	<div style="width: 33.79%;"><div style="width: 33.79%;"></div></div>
REP THOMPSON, KEVIN	44	30.34%	<div style="width: 30.34%;"><div style="width: 30.34%;"></div></div>
DEM KENNEDY, SANDRA	28	19.31%	<div style="width: 19.31%;"><div style="width: 19.31%;"></div></div>
DEM KUBY, LAUREN	24	16.55%	<div style="width: 16.55%;"><div style="width: 16.55%;"></div></div>
Write-In Totals	0	0.00%	<div style="width: 0%;"><div style="width: 0%;"></div></div>
Total Votes Cast	145	100.00%	<div style="width: 100%;"><div style="width: 100%;"></div></div>

Wheatfields

Clerk of the Superior Court

Vote For 1

	TOTAL	VOTE %	
DEM ESCOBEDO, ANITA "ANNIE"	55	96.49%	<div><div style="width: 96.49%;"></div></div>
Write-In Totals	2	3.51%	<div><div style="width: 3.51%;"></div></div>
Total Votes Cast	57	100.00%	<div><div style="width: 100%;"></div></div>

Justice of the Peace Globe Regional

Vote For 1

	TOTAL	VOTE %	
DEM REARDON, JORDAN	53	94.64%	<div><div style="width: 94.64%;"></div></div>
Write-In Totals	3	5.36%	<div><div style="width: 5.36%;"></div></div>
Total Votes Cast	56	100.00%	<div><div style="width: 100%;"></div></div>

Constable Globe Regional

Vote For 1

	TOTAL	VOTE %	
DEM MANCHA, RUBEN	49	98.00%	<div><div style="width: 98.00%;"></div></div>
Write-In Totals	1	2.00%	<div><div style="width: 2.00%;"></div></div>
Total Votes Cast	50	100.00%	<div><div style="width: 100%;"></div></div>

BEENE, JAMES, Supreme Court Justice

Vote For 1

	TOTAL	VOTE %	
Yes	44	78.57%	<div><div style="width: 78.57%;"></div></div>
No	12	21.43%	<div><div style="width: 21.43%;"></div></div>
Total Votes Cast	56	100.00%	<div><div style="width: 100%;"></div></div>

MONTGOMERY, WILLIAM, Supreme Court Justice

Vote For 1

	TOTAL	VOTE %	
Yes	43	72.88%	<div><div style="width: 72.88%;"></div></div>
No	16	27.12%	<div><div style="width: 27.12%;"></div></div>
Total Votes Cast	59	100.00%	<div><div style="width: 100%;"></div></div>

TIMMER, ANN, Supreme Court Justice

Vote For 1

	TOTAL	VOTE %	
Yes	48	78.69%	<div><div style="width: 78.69%;"></div></div>
No	13	21.31%	<div><div style="width: 21.31%;"></div></div>
Total Votes Cast	61	100.00%	<div><div style="width: 100%;"></div></div>

Judge of the Superior Court Div. 2

Vote For 1

	TOTAL	VOTE %	
WRIGHT, TIMOTHY	51	98.08%	<div><div style="width: 98.08%;"></div></div>
Write-In Totals	1	1.92%	<div><div style="width: 1.92%;"></div></div>
Total Votes Cast	52	100.00%	<div><div style="width: 100%;"></div></div>

Wheatfields

Question Globe Unified School District #1

Vote For 1

	TOTAL	VOTE %	
LEASE LAND AND CONSTRUCTION OF SCHOOL BUILDINGS, YES	38	55.88%	
LEASE LAND AND CONSTRUCTION OF SCHOOL BUILDINGS, NO	30	44.12%	
Total Votes Cast	68	100.00%	

PROPOSITION 128

Vote For 1

	TOTAL	VOTE %	
Yes	22	29.33%	
No	53	70.67%	
Total Votes Cast	75	100.00%	

PROPOSITION 129

Vote For 1

	TOTAL	VOTE %	
Yes	38	52.05%	
No	35	47.95%	
Total Votes Cast	73	100.00%	

PROPOSITION 130

Vote For 1

	TOTAL	VOTE %	
Yes	39	52.70%	
No	35	47.30%	
Total Votes Cast	74	100.00%	

PROPOSITION 131

Vote For 1

	TOTAL	VOTE %	
Yes	33	44.59%	
No	41	55.41%	
Total Votes Cast	74	100.00%	

PROPOSITION 132

Vote For 1

	TOTAL	VOTE %	
Yes	49	65.33%	
No	26	34.67%	
Total Votes Cast	75	100.00%	

PROPOSITION 209




Vote For 1

	TOTAL	VOTE %	
Yes	65	89.04%	
No	8	10.96%	
Total Votes Cast	73	100.00%	

Wheatfields




PROPOSITION 211

Vote For 1

	TOTAL	VOTE %	
Yes	66	89.19%	
No	8	10.81%	
Total Votes Cast	74	100.00%	




PROPOSITION 308

Vote For 1

	TOTAL	VOTE %	
Yes	29	39.19%	
No	45	60.81%	
Total Votes Cast	74	100.00%	




PROPOSITION 309

Vote For 1

	TOTAL	VOTE %	
Yes	42	56.00%	
No	33	44.00%	
Total Votes Cast	75	100.00%	

PROPOSITION 310

Vote For 1

	TOTAL	VOTE %	
Yes	38	51.35%	
No	36	48.65%	
Total Votes Cast	74	100.00%	

Payson #1

Statistics

	TOTAL
Registered Voters - Total	1,367
Ballots Cast - Total	928
Voter Turnout - Total	67.89%

U.S. Senator

Vote For 1

	TOTAL	VOTE %	
REP MASTERS, BLAKE	629	68.30%	<div style="width: 68.30%;"></div>
DEM KELLY, MARK	266	28.88%	<div style="width: 28.88%;"></div>
LBT VICTOR, MARC J.	24	2.61%	<div style="width: 2.61%;"></div>
Write-In Totals	2	0.22%	<div style="width: 0.22%;"></div>
Total Votes Cast	921	100.00%	<div style="width: 100%;"></div>

U.S. Representative in Congress District 2

Vote For 1

	TOTAL	VOTE %	
REP CRANE, ELI	661	72.08%	<div style="width: 72.08%;"></div>
DEM O'HALLERAN, TOM	253	27.59%	<div style="width: 27.59%;"></div>
Write-In Totals	3	0.33%	<div style="width: 0.33%;"></div>
Total Votes Cast	917	100.00%	<div style="width: 100%;"></div>

Governor

Vote For 1

	TOTAL	VOTE %	
REP LAKE, KARI	655	71.66%	<div style="width: 71.66%;"></div>
DEM HOBBS, KATIE	257	28.12%	<div style="width: 28.12%;"></div>
Write-In Totals	2	0.22%	<div style="width: 0.22%;"></div>
Total Votes Cast	914	100.00%	<div style="width: 100%;"></div>

State Senator District 7

Vote For 1

	TOTAL	VOTE %	
REP ROGERS, WENDY	653	71.37%	<div style="width: 71.37%;"></div>
DEM NITSCHKE, KYLE	257	28.09%	<div style="width: 28.09%;"></div>
Write-In Totals	5	0.55%	<div style="width: 0.55%;"></div>
Total Votes Cast	915	100.00%	<div style="width: 100%;"></div>

State Representative District 7

Vote For 2

	TOTAL	VOTE %	
REP COOK, DAVID	648	54.82%	<div style="width: 54.82%;"></div>
REP MARSHALL SR., DAVID	518	43.82%	<div style="width: 43.82%;"></div>
Write-In Totals	16	1.35%	<div style="width: 1.35%;"></div>
Total Votes Cast	1,182	100.00%	<div style="width: 100%;"></div>

Payson #1

Secretary of State

Vote For 1

	TOTAL	VOTE %	
REP FINCHEM, MARK	639	70.76%	<div style="width: 70.76%;"><div style="width: 70.76%;"></div></div>
DEM FONTES, ADRIAN	263	29.13%	<div style="width: 29.13%;"><div style="width: 29.13%;"></div></div>
Write-In Totals	1	0.11%	<div style="width: 0.11%;"><div style="width: 0.11%;"></div></div>
Total Votes Cast	903	100.00%	<div style="width: 100%;"><div style="width: 100%;"></div></div>

Attorney General

Vote For 1

	TOTAL	VOTE %	
REP HAMADEH, ABRAHAM "ABE"	656	72.09%	<div style="width: 72.09%;"><div style="width: 72.09%;"></div></div>
DEM MAYES, KRIS	251	27.58%	<div style="width: 27.58%;"><div style="width: 27.58%;"></div></div>
Write-In Totals	3	0.33%	<div style="width: 0.33%;"><div style="width: 0.33%;"></div></div>
Total Votes Cast	910	100.00%	<div style="width: 100%;"><div style="width: 100%;"></div></div>

State Treasurer

Vote For 1

	TOTAL	VOTE %	
REP YEE, KIMBERLY	690	75.99%	<div style="width: 75.99%;"><div style="width: 75.99%;"></div></div>
DEM QUEZADA, MARTÍN	217	23.90%	<div style="width: 23.90%;"><div style="width: 23.90%;"></div></div>
Write-In Totals	1	0.11%	<div style="width: 0.11%;"><div style="width: 0.11%;"></div></div>
Total Votes Cast	908	100.00%	<div style="width: 100%;"><div style="width: 100%;"></div></div>

Superintendent of Public Instruction

Vote For 1

	TOTAL	VOTE %	
REP HORNE, TOM	647	70.71%	<div style="width: 70.71%;"><div style="width: 70.71%;"></div></div>
DEM HOFFMAN, KATHY	267	29.18%	<div style="width: 29.18%;"><div style="width: 29.18%;"></div></div>
Write-In Totals	1	0.11%	<div style="width: 0.11%;"><div style="width: 0.11%;"></div></div>
Total Votes Cast	915	100.00%	<div style="width: 100%;"><div style="width: 100%;"></div></div>

State Mine Inspector

Vote For 1

	TOTAL	VOTE %	
REP MARSH, PAUL	733	98.92%	<div style="width: 98.92%;"><div style="width: 98.92%;"></div></div>
Write-In Totals	8	1.08%	<div style="width: 1.08%;"><div style="width: 1.08%;"></div></div>
Total Votes Cast	741	100.00%	<div style="width: 100%;"><div style="width: 100%;"></div></div>

Corporation Commissioner

Vote For 2

	TOTAL	VOTE %	
REP MYERS, NICHOLAS "NICK"	613	36.88%	<div style="width: 36.88%;"><div style="width: 36.88%;"></div></div>
REP THOMPSON, KEVIN	606	36.46%	<div style="width: 36.46%;"><div style="width: 36.46%;"></div></div>
DEM KENNEDY, SANDRA	234	14.08%	<div style="width: 14.08%;"><div style="width: 14.08%;"></div></div>
DEM KUBY, LAUREN	208	12.52%	<div style="width: 12.52%;"><div style="width: 12.52%;"></div></div>
Write-In Totals	1	0.06%	<div style="width: 0.06%;"><div style="width: 0.06%;"></div></div>
Total Votes Cast	1,662	100.00%	<div style="width: 100%;"><div style="width: 100%;"></div></div>

Payson #1

Board of Supervisors District 1

Vote For 1

	TOTAL	VOTE %	
REP CHRISTENSEN, STEVE	726	99.45%	<div style="width: 99.45%;"></div>
Write-In Totals	4	0.55%	<div style="width: 0.55%;"></div>
Total Votes Cast	730	100.00%	<div style="width: 100%;"></div>

Clerk of the Superior Court

Vote For 1

	TOTAL	VOTE %	
DEM ESCOBEDO, ANITA "ANNIE"	478	93.36%	<div style="width: 93.36%;"></div>
Write-In Totals	34	6.64%	<div style="width: 6.64%;"></div>
Total Votes Cast	512	100.00%	<div style="width: 100%;"></div>

Justice of the Peace Payson Regional

Vote For 1

	TOTAL	VOTE %	
REP GARVIN, DONALD (DONNY)	733	98.79%	<div style="width: 98.79%;"></div>
Write-In Totals	9	1.21%	<div style="width: 1.21%;"></div>
Total Votes Cast	742	100.00%	<div style="width: 100%;"></div>

Constable Payson Regional

Vote For 1

	TOTAL	VOTE %	
REP MCDANIEL, RONNIE	739	99.73%	<div style="width: 99.73%;"></div>
Write-In Totals	2	0.27%	<div style="width: 0.27%;"></div>
Total Votes Cast	741	100.00%	<div style="width: 100%;"></div>

BEENE, JAMES, Supreme Court Justice

Vote For 1

	TOTAL	VOTE %	
Yes	555	81.38%	<div style="width: 81.38%;"></div>
No	127	18.62%	<div style="width: 18.62%;"></div>
Total Votes Cast	682	100.00%	<div style="width: 100%;"></div>

MONTGOMERY, WILLIAM, Supreme Court Justice

Vote For 1

	TOTAL	VOTE %	
Yes	493	70.13%	<div style="width: 70.13%;"></div>
No	210	29.87%	<div style="width: 29.87%;"></div>
Total Votes Cast	703	100.00%	<div style="width: 100%;"></div>

TIMMER, ANN, Supreme Court Justice

Vote For 1

	TOTAL	VOTE %	
Yes	583	83.29%	<div style="width: 83.29%;"></div>
No	117	16.71%	<div style="width: 16.71%;"></div>
Total Votes Cast	700	100.00%	<div style="width: 100%;"></div>

Payson #1

Judge of the Superior Court Div. 2

Vote For 1

	TOTAL	VOTE %	
WRIGHT, TIMOTHY	644	98.32%	<div style="width: 98.32%;"><div style="width: 98.32%;"></div></div>
Write-In Totals	11	1.68%	<div style="width: 1.68%;"><div style="width: 1.68%;"></div></div>
Total Votes Cast	655	100.00%	<div style="width: 100%;"><div style="width: 100%;"></div></div>

Mayor Town of Payson

Vote For 1

	TOTAL	VOTE %	
HIGGINS, CHRIS	419	56.70%	<div style="width: 56.70%;"><div style="width: 56.70%;"></div></div>
MORRISSEY, TOM	316	42.76%	<div style="width: 42.76%;"><div style="width: 42.76%;"></div></div>
Write-In Totals	4	0.54%	<div style="width: 0.54%;"><div style="width: 0.54%;"></div></div>
Total Votes Cast	739	100.00%	<div style="width: 100%;"><div style="width: 100%;"></div></div>

Board Member Payson Unified School District #10

Vote For 2

	TOTAL	VOTE %	
CONLIN, JOANNE	270	22.19%	<div style="width: 22.19%;"><div style="width: 22.19%;"></div></div>
GUERRERO, ELVIA	177	14.54%	<div style="width: 14.54%;"><div style="width: 14.54%;"></div></div>
HEATHER, MICHAEL	177	14.54%	<div style="width: 14.54%;"><div style="width: 14.54%;"></div></div>
TAYLOR, KATY	346	28.43%	<div style="width: 28.43%;"><div style="width: 28.43%;"></div></div>
WARD, SUSAN	241	19.80%	<div style="width: 19.80%;"><div style="width: 19.80%;"></div></div>
Write-In Totals	6	0.49%	<div style="width: 0.49%;"><div style="width: 0.49%;"></div></div>
Total Votes Cast	1,217	100.00%	<div style="width: 100%;"><div style="width: 100%;"></div></div>

PROPOSITION 128

Vote For 1

	TOTAL	VOTE %	
Yes	380	44.34%	<div style="width: 44.34%;"><div style="width: 44.34%;"></div></div>
No	477	55.66%	<div style="width: 55.66%;"><div style="width: 55.66%;"></div></div>
Total Votes Cast	857	100.00%	<div style="width: 100%;"><div style="width: 100%;"></div></div>

PROPOSITION 129

Vote For 1

	TOTAL	VOTE %	
Yes	558	65.49%	<div style="width: 65.49%;"><div style="width: 65.49%;"></div></div>
No	294	34.51%	<div style="width: 34.51%;"><div style="width: 34.51%;"></div></div>
Total Votes Cast	852	100.00%	<div style="width: 100%;"><div style="width: 100%;"></div></div>

PROPOSITION 130

Vote For 1

	TOTAL	VOTE %	
Yes	530	61.99%	<div style="width: 61.99%;"><div style="width: 61.99%;"></div></div>
No	325	38.01%	<div style="width: 38.01%;"><div style="width: 38.01%;"></div></div>
Total Votes Cast	855	100.00%	<div style="width: 100%;"><div style="width: 100%;"></div></div>

Payson #1

PROPOSITION 131

Vote For 1

	TOTAL	VOTE %	
Yes	459	54.13%	<div style="width: 54.13%;"><div style="width: 54.13%;"></div></div>
No	389	45.87%	<div style="width: 45.87%;"><div style="width: 45.87%;"></div></div>
Total Votes Cast	848	100.00%	<div style="width: 100%;"><div style="width: 100%;"></div></div>

PROPOSITION 132

Vote For 1

	TOTAL	VOTE %	
Yes	557	65.45%	<div style="width: 65.45%;"><div style="width: 65.45%;"></div></div>
No	294	34.55%	<div style="width: 34.55%;"><div style="width: 34.55%;"></div></div>
Total Votes Cast	851	100.00%	<div style="width: 100%;"><div style="width: 100%;"></div></div>

PROPOSITION 209

Vote For 1

	TOTAL	VOTE %	
Yes	607	70.25%	<div style="width: 70.25%;"><div style="width: 70.25%;"></div></div>
No	257	29.75%	<div style="width: 29.75%;"><div style="width: 29.75%;"></div></div>
Total Votes Cast	864	100.00%	<div style="width: 100%;"><div style="width: 100%;"></div></div>

PROPOSITION 211

Vote For 1

	TOTAL	VOTE %	
Yes	577	68.53%	<div style="width: 68.53%;"><div style="width: 68.53%;"></div></div>
No	265	31.47%	<div style="width: 31.47%;"><div style="width: 31.47%;"></div></div>
Total Votes Cast	842	100.00%	<div style="width: 100%;"><div style="width: 100%;"></div></div>

PROPOSITION 308

Vote For 1

	TOTAL	VOTE %	
Yes	302	34.91%	<div style="width: 34.91%;"><div style="width: 34.91%;"></div></div>
No	563	65.09%	<div style="width: 65.09%;"><div style="width: 65.09%;"></div></div>
Total Votes Cast	865	100.00%	<div style="width: 100%;"><div style="width: 100%;"></div></div>

PROPOSITION 309

Vote For 1

	TOTAL	VOTE %	
Yes	579	66.94%	<div style="width: 66.94%;"><div style="width: 66.94%;"></div></div>
No	286	33.06%	<div style="width: 33.06%;"><div style="width: 33.06%;"></div></div>
Total Votes Cast	865	100.00%	<div style="width: 100%;"><div style="width: 100%;"></div></div>

PROPOSITION 310

Vote For 1

	TOTAL	VOTE %	
Yes	416	48.32%	<div style="width: 48.32%;"><div style="width: 48.32%;"></div></div>
No	445	51.68%	<div style="width: 51.68%;"><div style="width: 51.68%;"></div></div>
Total Votes Cast	861	100.00%	<div style="width: 100%;"><div style="width: 100%;"></div></div>

Payson #2

Statistics

	TOTAL
Registered Voters - Total	1,954
Ballots Cast - Total	1,448
Voter Turnout - Total	74.10%

U.S. Senator

Vote For 1

	TOTAL	VOTE %	
REP MASTERS, BLAKE	1,003	69.94%	<div style="width: 69.94%;"></div>
DEM KELLY, MARK	394	27.48%	<div style="width: 27.48%;"></div>
LBT VICTOR, MARC J.	36	2.51%	<div style="width: 2.51%;"></div>
Write-In Totals	1	0.07%	<div style="width: 0.07%;"></div>
Total Votes Cast	1,434	100.00%	<div style="width: 100%;"></div>

U.S. Representative in Congress District 2

Vote For 1

	TOTAL	VOTE %	
REP CRANE, ELI	1,036	72.91%	<div style="width: 72.91%;"></div>
DEM O'HALLERAN, TOM	383	26.95%	<div style="width: 26.95%;"></div>
Write-In Totals	2	0.14%	<div style="width: 0.14%;"></div>
Total Votes Cast	1,421	100.00%	<div style="width: 100%;"></div>

Governor

Vote For 1

	TOTAL	VOTE %	
REP LAKE, KARI	1,044	72.70%	<div style="width: 72.70%;"></div>
DEM HOBBS, KATIE	385	26.81%	<div style="width: 26.81%;"></div>
Write-In Totals	7	0.49%	<div style="width: 0.49%;"></div>
Total Votes Cast	1,436	100.00%	<div style="width: 100%;"></div>

State Senator District 7

Vote For 1

	TOTAL	VOTE %	
REP ROGERS, WENDY	1,031	72.66%	<div style="width: 72.66%;"></div>
DEM NITSCHKE, KYLE	384	27.06%	<div style="width: 27.06%;"></div>
Write-In Totals	4	0.28%	<div style="width: 0.28%;"></div>
Total Votes Cast	1,419	100.00%	<div style="width: 100%;"></div>

State Representative District 7

Vote For 2

	TOTAL	VOTE %	
REP COOK, DAVID	909	48.40%	<div style="width: 48.40%;"></div>
REP MARSHALL SR., DAVID	946	50.37%	<div style="width: 50.37%;"></div>
Write-In Totals	23	1.22%	<div style="width: 1.22%;"></div>
Total Votes Cast	1,878	100.00%	<div style="width: 100%;"></div>

Payson #2

Secretary of State

Vote For 1

	TOTAL	VOTE %	
REP FINCHEM, MARK	1,005	70.82%	<div style="width: 70.82%;"><div style="width: 70.82%;"></div></div>
DEM FONTES, ADRIAN	414	29.18%	<div style="width: 29.18%;"><div style="width: 29.18%;"></div></div>
Write-In Totals	0	0.00%	<div style="width: 0%;"><div style="width: 0%;"></div></div>
Total Votes Cast	1,419	100.00%	<div style="width: 100%;"><div style="width: 100%;"></div></div>

Attorney General

Vote For 1

	TOTAL	VOTE %	
REP HAMADEH, ABRAHAM "ABE"	1,043	73.24%	<div style="width: 73.24%;"><div style="width: 73.24%;"></div></div>
DEM MAYES, KRIS	380	26.69%	<div style="width: 26.69%;"><div style="width: 26.69%;"></div></div>
Write-In Totals	1	0.07%	<div style="width: 0%;"><div style="width: 0%;"></div></div>
Total Votes Cast	1,424	100.00%	<div style="width: 100%;"><div style="width: 100%;"></div></div>

State Treasurer

Vote For 1

	TOTAL	VOTE %	
REP YEE, KIMBERLY	1,091	77.10%	<div style="width: 77.10%;"><div style="width: 77.10%;"></div></div>
DEM QUEZADA, MARTÍN	323	22.83%	<div style="width: 22.83%;"><div style="width: 22.83%;"></div></div>
Write-In Totals	1	0.07%	<div style="width: 0%;"><div style="width: 0%;"></div></div>
Total Votes Cast	1,415	100.00%	<div style="width: 100%;"><div style="width: 100%;"></div></div>

Superintendent of Public Instruction

Vote For 1

	TOTAL	VOTE %	
REP HORNE, TOM	1,025	72.13%	<div style="width: 72.13%;"><div style="width: 72.13%;"></div></div>
DEM HOFFMAN, KATHY	396	27.87%	<div style="width: 27.87%;"><div style="width: 27.87%;"></div></div>
Write-In Totals	0	0.00%	<div style="width: 0%;"><div style="width: 0%;"></div></div>
Total Votes Cast	1,421	100.00%	<div style="width: 100%;"><div style="width: 100%;"></div></div>

State Mine Inspector

Vote For 1

	TOTAL	VOTE %	
REP MARSH, PAUL	1,153	99.06%	<div style="width: 99.06%;"><div style="width: 99.06%;"></div></div>
Write-In Totals	11	0.94%	<div style="width: 0%;"><div style="width: 0%;"></div></div>
Total Votes Cast	1,164	100.00%	<div style="width: 100%;"><div style="width: 100%;"></div></div>

Corporation Commissioner

Vote For 2

	TOTAL	VOTE %	
REP MYERS, NICHOLAS "NICK"	969	36.41%	<div style="width: 36.41%;"><div style="width: 36.41%;"></div></div>
REP THOMPSON, KEVIN	982	36.90%	<div style="width: 36.90%;"><div style="width: 36.90%;"></div></div>
DEM KENNEDY, SANDRA	364	13.68%	<div style="width: 13.68%;"><div style="width: 13.68%;"></div></div>
DEM KUBY, LAUREN	345	12.97%	<div style="width: 12.97%;"><div style="width: 12.97%;"></div></div>
Write-In Totals	1	0.04%	<div style="width: 0%;"><div style="width: 0%;"></div></div>
Total Votes Cast	2,661	100.00%	<div style="width: 100%;"><div style="width: 100%;"></div></div>

Payson #2

Clerk of the Superior Court

Vote For 1

	TOTAL	VOTE %	
DEM ESCOBEDO, ANITA "ANNIE"	721	94.62%	<div style="width: 94.62%;"></div>
Write-In Totals	41	5.38%	<div style="width: 5.38%;"></div>
Total Votes Cast	762	100.00%	<div style="width: 100%;"></div>

Justice of the Peace Payson Regional

Vote For 1

	TOTAL	VOTE %	
REP GARVIN, DONALD (DONNY)	1,163	97.90%	<div style="width: 97.90%;"></div>
Write-In Totals	25	2.10%	<div style="width: 2.10%;"></div>
Total Votes Cast	1,188	100.00%	<div style="width: 100%;"></div>

Constable Payson Regional

Vote For 1

	TOTAL	VOTE %	
REP MCDANIEL, RONNIE	1,180	98.25%	<div style="width: 98.25%;"></div>
Write-In Totals	21	1.75%	<div style="width: 1.75%;"></div>
Total Votes Cast	1,201	100.00%	<div style="width: 100%;"></div>

BEENE, JAMES, Supreme Court Justice

Vote For 1

	TOTAL	VOTE %	
Yes	872	82.26%	<div style="width: 82.26%;"></div>
No	188	17.74%	<div style="width: 17.74%;"></div>
Total Votes Cast	1,060	100.00%	<div style="width: 100%;"></div>

MONTGOMERY, WILLIAM, Supreme Court Justice

Vote For 1

	TOTAL	VOTE %	
Yes	736	67.52%	<div style="width: 67.52%;"></div>
No	354	32.48%	<div style="width: 32.48%;"></div>
Total Votes Cast	1,090	100.00%	<div style="width: 100%;"></div>

TIMMER, ANN, Supreme Court Justice

Vote For 1

	TOTAL	VOTE %	
Yes	896	82.43%	<div style="width: 82.43%;"></div>
No	191	17.57%	<div style="width: 17.57%;"></div>
Total Votes Cast	1,087	100.00%	<div style="width: 100%;"></div>

Judge of the Superior Court Div. 2

Vote For 1

	TOTAL	VOTE %	
WRIGHT, TIMOTHY	1,013	98.93%	<div style="width: 98.93%;"></div>
Write-In Totals	11	1.07%	<div style="width: 1.07%;"></div>
Total Votes Cast	1,024	100.00%	<div style="width: 100%;"></div>

Payson #2

Mayor Town of Payson

Vote For 1

	TOTAL	VOTE %	
HIGGINS, CHRIS	552	49.11%	<div style="width: 49.11%;"></div>
MORRISSEY, TOM	565	50.27%	<div style="width: 50.27%;"></div>
Write-In Totals	7	0.62%	<div style="width: 0.62%;"></div>
Total Votes Cast	1,124	100.00%	<div style="width: 100%;"></div>

Board Member Payson Unified School District #10

Vote For 2

	TOTAL	VOTE %	
CONLIN, JOANNE	420	20.56%	<div style="width: 20.56%;"></div>
GUERRERO, ELVIA	332	16.25%	<div style="width: 16.25%;"></div>
HEATHER, MICHAEL	309	15.12%	<div style="width: 15.12%;"></div>
TAYLOR, KATY	572	28.00%	<div style="width: 28.00%;"></div>
WARD, SUSAN	405	19.82%	<div style="width: 19.82%;"></div>
Write-In Totals	5	0.24%	<div style="width: 0.24%;"></div>
Total Votes Cast	2,043	100.00%	<div style="width: 100%;"></div>

PROPOSITION 128

Vote For 1

	TOTAL	VOTE %	
Yes	656	48.27%	<div style="width: 48.27%;"></div>
No	703	51.73%	<div style="width: 51.73%;"></div>
Total Votes Cast	1,359	100.00%	<div style="width: 100%;"></div>

PROPOSITION 129

Vote For 1

	TOTAL	VOTE %	
Yes	950	69.65%	<div style="width: 69.65%;"></div>
No	414	30.35%	<div style="width: 30.35%;"></div>
Total Votes Cast	1,364	100.00%	<div style="width: 100%;"></div>

PROPOSITION 130

Vote For 1

	TOTAL	VOTE %	
Yes	905	67.59%	<div style="width: 67.59%;"></div>
No	434	32.41%	<div style="width: 32.41%;"></div>
Total Votes Cast	1,339	100.00%	<div style="width: 100%;"></div>

PROPOSITION 131

Vote For 1

	TOTAL	VOTE %	
Yes	828	61.42%	<div style="width: 61.42%;"></div>
No	520	38.58%	<div style="width: 38.58%;"></div>
Total Votes Cast	1,348	100.00%	<div style="width: 100%;"></div>

Payson #2




PROPOSITION 132

Vote For 1

	TOTAL	VOTE %	
Yes	899	66.40%	
No	455	33.60%	
Total Votes Cast	1,354	100.00%	




PROPOSITION 209

Vote For 1

	TOTAL	VOTE %	
Yes	836	61.16%	
No	531	38.84%	
Total Votes Cast	1,367	100.00%	


PROPOSITION 211

Vote For 1

	TOTAL	VOTE %	
Yes	892	66.27%	
No	454	33.73%	
Total Votes Cast	1,346	100.00%	




PROPOSITION 308

Vote For 1

	TOTAL	VOTE %	
Yes	466	33.96%	
No	906	66.04%	
Total Votes Cast	1,372	100.00%	


PROPOSITION 309

Vote For 1

	TOTAL	VOTE %	
Yes	942	68.56%	
No	432	31.44%	
Total Votes Cast	1,374	100.00%	

PROPOSITION 310

Vote For 1

	TOTAL	VOTE %	
Yes	641	46.86%	
No	727	53.14%	
Total Votes Cast	1,368	100.00%	

Payson #3

Statistics

	TOTAL
Registered Voters - Total	2,562
Ballots Cast - Total	2,086
Voter Turnout - Total	81.42%

U.S. Senator

Vote For 1

	TOTAL	VOTE %	
REP MASTERS, BLAKE	1,410	68.31%	
DEM KELLY, MARK	606	29.36%	
LBT VICTOR, MARC J.	46	2.23%	
Write-In Totals	2	0.10%	
Total Votes Cast	2,064	100.00%	

U.S. Representative in Congress District 2

Vote For 1

	TOTAL	VOTE %	
REP CRANE, ELI	1,466	71.44%	
DEM O'HALLERAN, TOM	586	28.56%	
Write-In Totals	0	0.00%	
Total Votes Cast	2,052	100.00%	

Governor

Vote For 1

	TOTAL	VOTE %	
REP LAKE, KARI	1,457	70.93%	
DEM HOBBS, KATIE	594	28.92%	
Write-In Totals	3	0.15%	
Total Votes Cast	2,054	100.00%	

State Senator District 7

Vote For 1

	TOTAL	VOTE %	
REP ROGERS, WENDY	1,425	70.51%	
DEM NITSCHKE, KYLE	590	29.19%	
Write-In Totals	6	0.30%	
Total Votes Cast	2,021	100.00%	

State Representative District 7

Vote For 2

	TOTAL	VOTE %	
REP COOK, DAVID	1,234	45.99%	
REP MARSHALL SR., DAVID	1,435	53.48%	
Write-In Totals	14	0.52%	
Total Votes Cast	2,683	100.00%	

Payson #3

Secretary of State

Vote For 1

	TOTAL	VOTE %	
REP FINCHEM, MARK	1,398	68.60%	<div style="width: 68.60%;"></div>
DEM FONTES, ADRIAN	639	31.35%	<div style="width: 31.35%;"></div>
Write-In Totals	1	0.05%	<div style="width: 0.05%;"></div>
Total Votes Cast	2,038	100.00%	<div style="width: 100%;"></div>

Attorney General

Vote For 1

	TOTAL	VOTE %	
REP HAMADEH, ABRAHAM "ABE"	1,452	71.21%	<div style="width: 71.21%;"></div>
DEM MAYES, KRIS	586	28.74%	<div style="width: 28.74%;"></div>
Write-In Totals	1	0.05%	<div style="width: 0.05%;"></div>
Total Votes Cast	2,039	100.00%	<div style="width: 100%;"></div>

State Treasurer

Vote For 1

	TOTAL	VOTE %	
REP YEE, KIMBERLY	1,578	77.47%	<div style="width: 77.47%;"></div>
DEM QUEZADA, MARTÍN	458	22.48%	<div style="width: 22.48%;"></div>
Write-In Totals	1	0.05%	<div style="width: 0.05%;"></div>
Total Votes Cast	2,037	100.00%	<div style="width: 100%;"></div>

Superintendent of Public Instruction

Vote For 1

	TOTAL	VOTE %	
REP HORNE, TOM	1,447	71.04%	<div style="width: 71.04%;"></div>
DEM HOFFMAN, KATHY	588	28.87%	<div style="width: 28.87%;"></div>
Write-In Totals	2	0.10%	<div style="width: 0.10%;"></div>
Total Votes Cast	2,037	100.00%	<div style="width: 100%;"></div>

State Mine Inspector

Vote For 1

	TOTAL	VOTE %	
REP MARSH, PAUL	1,619	99.69%	<div style="width: 99.69%;"></div>
Write-In Totals	5	0.31%	<div style="width: 0.31%;"></div>
Total Votes Cast	1,624	100.00%	<div style="width: 100%;"></div>

Corporation Commissioner

Vote For 2

	TOTAL	VOTE %	
REP MYERS, NICHOLAS "NICK"	1,377	36.18%	<div style="width: 36.18%;"></div>
REP THOMPSON, KEVIN	1,411	37.07%	<div style="width: 37.07%;"></div>
DEM KENNEDY, SANDRA	522	13.72%	<div style="width: 13.72%;"></div>
DEM KUBY, LAUREN	494	12.98%	<div style="width: 12.98%;"></div>
Write-In Totals	2	0.05%	<div style="width: 0.05%;"></div>
Total Votes Cast	3,806	100.00%	<div style="width: 100%;"></div>

Payson #3

Board of Supervisors District 1

Vote For 1

	TOTAL	VOTE %	
REP CHRISTENSEN, STEVE	1,659	99.40%	<div style="width: 99.40%;"></div>
Write-In Totals	10	0.60%	<div style="width: 0.60%;"></div>
Total Votes Cast	1,669	100.00%	<div style="width: 100.00%;"></div>

Clerk of the Superior Court

Vote For 1

	TOTAL	VOTE %	
DEM ESCOBEDO, ANITA "ANNIE"	1,060	95.24%	<div style="width: 95.24%;"></div>
Write-In Totals	53	4.76%	<div style="width: 4.76%;"></div>
Total Votes Cast	1,113	100.00%	<div style="width: 100.00%;"></div>

Justice of the Peace Payson Regional

Vote For 1

	TOTAL	VOTE %	
REP GARVIN, DONALD (DONNY)	1,631	98.85%	<div style="width: 98.85%;"></div>
Write-In Totals	19	1.15%	<div style="width: 1.15%;"></div>
Total Votes Cast	1,650	100.00%	<div style="width: 100.00%;"></div>

Constable Payson Regional

Vote For 1

	TOTAL	VOTE %	
REP MCDANIEL, RONNIE	1,653	98.86%	<div style="width: 98.86%;"></div>
Write-In Totals	19	1.14%	<div style="width: 1.14%;"></div>
Total Votes Cast	1,672	100.00%	<div style="width: 100.00%;"></div>

BEENE, JAMES, Supreme Court Justice

Vote For 1

	TOTAL	VOTE %	
Yes	1,305	83.44%	<div style="width: 83.44%;"></div>
No	259	16.56%	<div style="width: 16.56%;"></div>
Total Votes Cast	1,564	100.00%	<div style="width: 100.00%;"></div>

MONTGOMERY, WILLIAM, Supreme Court Justice

Vote For 1

	TOTAL	VOTE %	
Yes	1,161	72.11%	<div style="width: 72.11%;"></div>
No	449	27.89%	<div style="width: 27.89%;"></div>
Total Votes Cast	1,610	100.00%	<div style="width: 100.00%;"></div>

TIMMER, ANN, Supreme Court Justice

Vote For 1

	TOTAL	VOTE %	
Yes	1,350	83.96%	<div style="width: 83.96%;"></div>
No	258	16.04%	<div style="width: 16.04%;"></div>
Total Votes Cast	1,608	100.00%	<div style="width: 100.00%;"></div>

Payson #3

Judge of the Superior Court Div. 2

Vote For 1

	TOTAL	VOTE %	
WRIGHT, TIMOTHY	1,500	99.40%	<div style="width: 99.40%;"><div style="width: 99.40%;"></div></div>
Write-In Totals	9	0.60%	<div style="width: 0.60%;"><div style="width: 0.60%;"></div></div>
Total Votes Cast	1,509	100.00%	<div style="width: 100%;"><div style="width: 100%;"></div></div>

Mayor Town of Payson

Vote For 1

	TOTAL	VOTE %	
HIGGINS, CHRIS	995	50.18%	<div style="width: 50.18%;"><div style="width: 50.18%;"></div></div>
MORRISSEY, TOM	979	49.37%	<div style="width: 49.37%;"><div style="width: 49.37%;"></div></div>
Write-In Totals	9	0.45%	<div style="width: 0.45%;"><div style="width: 0.45%;"></div></div>
Total Votes Cast	1,983	100.00%	<div style="width: 100%;"><div style="width: 100%;"></div></div>

Board Member Payson Unified School District #10

Vote For 2

	TOTAL	VOTE %	
CONLIN, JOANNE	601	20.30%	<div style="width: 20.30%;"><div style="width: 20.30%;"></div></div>
GUERRERO, ELVIA	419	14.16%	<div style="width: 14.16%;"><div style="width: 14.16%;"></div></div>
HEATHER, MICHAEL	454	15.34%	<div style="width: 15.34%;"><div style="width: 15.34%;"></div></div>
TAYLOR, KATY	786	26.55%	<div style="width: 26.55%;"><div style="width: 26.55%;"></div></div>
WARD, SUSAN	698	23.58%	<div style="width: 23.58%;"><div style="width: 23.58%;"></div></div>
Write-In Totals	2	0.07%	<div style="width: 0.07%;"><div style="width: 0.07%;"></div></div>
Total Votes Cast	2,960	100.00%	<div style="width: 100%;"><div style="width: 100%;"></div></div>

PROPOSITION 128

Vote For 1

	TOTAL	VOTE %	
Yes	963	49.16%	<div style="width: 49.16%;"><div style="width: 49.16%;"></div></div>
No	996	50.84%	<div style="width: 50.84%;"><div style="width: 50.84%;"></div></div>
Total Votes Cast	1,959	100.00%	<div style="width: 100%;"><div style="width: 100%;"></div></div>

PROPOSITION 129

Vote For 1

	TOTAL	VOTE %	
Yes	1,359	69.16%	<div style="width: 69.16%;"><div style="width: 69.16%;"></div></div>
No	606	30.84%	<div style="width: 30.84%;"><div style="width: 30.84%;"></div></div>
Total Votes Cast	1,965	100.00%	<div style="width: 100%;"><div style="width: 100%;"></div></div>

PROPOSITION 130

Vote For 1

	TOTAL	VOTE %	
Yes	1,313	68.14%	<div style="width: 68.14%;"><div style="width: 68.14%;"></div></div>
No	614	31.86%	<div style="width: 31.86%;"><div style="width: 31.86%;"></div></div>
Total Votes Cast	1,927	100.00%	<div style="width: 100%;"><div style="width: 100%;"></div></div>

Payson #3


PROPOSITION 131

Vote For 1

	TOTAL	VOTE %	
Yes	1,242	63.53%	
No	713	36.47%	
Total Votes Cast	1,955	100.00%	




PROPOSITION 132

Vote For 1

	TOTAL	VOTE %	
Yes	1,282	65.27%	
No	682	34.73%	
Total Votes Cast	1,964	100.00%	




PROPOSITION 209

Vote For 1

	TOTAL	VOTE %	
Yes	1,176	59.91%	
No	787	40.09%	
Total Votes Cast	1,963	100.00%	




PROPOSITION 211

Vote For 1

	TOTAL	VOTE %	
Yes	1,246	64.13%	
No	697	35.87%	
Total Votes Cast	1,943	100.00%	

PROPOSITION 308

Vote For 1

	TOTAL	VOTE %	
Yes	659	33.22%	
No	1,325	66.78%	
Total Votes Cast	1,984	100.00%	


PROPOSITION 309

Vote For 1

	TOTAL	VOTE %	
Yes	1,343	67.56%	
No	645	32.44%	
Total Votes Cast	1,988	100.00%	

PROPOSITION 310

Vote For 1

	TOTAL	VOTE %	
Yes	879	44.71%	
No	1,087	55.29%	
Total Votes Cast	1,966	100.00%	

Payson #4

Statistics

	TOTAL
Registered Voters - Total	1,214
Ballots Cast - Total	855
Voter Turnout - Total	70.43%

U.S. Senator

Vote For 1

	TOTAL	VOTE %	
REP MASTERS, BLAKE	523	61.97%	<div style="width: 61.97%;"></div>
DEM KELLY, MARK	289	34.24%	<div style="width: 34.24%;"></div>
LBT VICTOR, MARC J.	31	3.67%	<div style="width: 3.67%;"></div>
Write-In Totals	1	0.12%	<div style="width: 0.12%;"></div>
Total Votes Cast	844	100.00%	<div style="width: 100%;"></div>

U.S. Representative in Congress District 2

Vote For 1

	TOTAL	VOTE %	
REP CRANE, ELI	551	66.15%	<div style="width: 66.15%;"></div>
DEM O'HALLERAN, TOM	280	33.61%	<div style="width: 33.61%;"></div>
Write-In Totals	2	0.24%	<div style="width: 0.24%;"></div>
Total Votes Cast	833	100.00%	<div style="width: 100%;"></div>

Governor

Vote For 1

	TOTAL	VOTE %	
REP LAKE, KARI	561	67.19%	<div style="width: 67.19%;"></div>
DEM HOBBS, KATIE	272	32.57%	<div style="width: 32.57%;"></div>
Write-In Totals	2	0.24%	<div style="width: 0.24%;"></div>
Total Votes Cast	835	100.00%	<div style="width: 100%;"></div>

State Senator District 7

Vote For 1

	TOTAL	VOTE %	
REP ROGERS, WENDY	559	66.71%	<div style="width: 66.71%;"></div>
DEM NITSCHKE, KYLE	273	32.58%	<div style="width: 32.58%;"></div>
Write-In Totals	6	0.72%	<div style="width: 0.72%;"></div>
Total Votes Cast	838	100.00%	<div style="width: 100%;"></div>

State Representative District 7

Vote For 2

	TOTAL	VOTE %	
REP COOK, DAVID	571	55.44%	<div style="width: 55.44%;"></div>
REP MARSHALL SR., DAVID	435	42.23%	<div style="width: 42.23%;"></div>
Write-In Totals	24	2.33%	<div style="width: 2.33%;"></div>
Total Votes Cast	1,030	100.00%	<div style="width: 100%;"></div>

Payson #4

Secretary of State

Vote For 1

	TOTAL	VOTE %	
REP FINCHEM, MARK	544	65.70%	<div style="width: 65.70%;"><div style="width: 65.70%;"></div></div>
DEM FONTES, ADRIAN	280	33.82%	<div style="width: 33.82%;"><div style="width: 33.82%;"></div></div>
Write-In Totals	4	0.48%	<div style="width: 0.48%;"><div style="width: 0.48%;"></div></div>
Total Votes Cast	828	100.00%	<div style="width: 100%;"><div style="width: 100%;"></div></div>

Attorney General

Vote For 1

	TOTAL	VOTE %	
REP HAMADEH, ABRAHAM "ABE"	559	67.76%	<div style="width: 67.76%;"><div style="width: 67.76%;"></div></div>
DEM MAYES, KRIS	265	32.12%	<div style="width: 32.12%;"><div style="width: 32.12%;"></div></div>
Write-In Totals	1	0.12%	<div style="width: 0.12%;"><div style="width: 0.12%;"></div></div>
Total Votes Cast	825	100.00%	<div style="width: 100%;"><div style="width: 100%;"></div></div>

State Treasurer

Vote For 1

	TOTAL	VOTE %	
REP YEE, KIMBERLY	596	71.81%	<div style="width: 71.81%;"><div style="width: 71.81%;"></div></div>
DEM QUEZADA, MARTÍN	233	28.07%	<div style="width: 28.07%;"><div style="width: 28.07%;"></div></div>
Write-In Totals	1	0.12%	<div style="width: 0.12%;"><div style="width: 0.12%;"></div></div>
Total Votes Cast	830	100.00%	<div style="width: 100%;"><div style="width: 100%;"></div></div>

Superintendent of Public Instruction

Vote For 1

	TOTAL	VOTE %	
REP HORNE, TOM	552	67.32%	<div style="width: 67.32%;"><div style="width: 67.32%;"></div></div>
DEM HOFFMAN, KATHY	267	32.56%	<div style="width: 32.56%;"><div style="width: 32.56%;"></div></div>
Write-In Totals	1	0.12%	<div style="width: 0.12%;"><div style="width: 0.12%;"></div></div>
Total Votes Cast	820	100.00%	<div style="width: 100%;"><div style="width: 100%;"></div></div>

State Mine Inspector

Vote For 1

	TOTAL	VOTE %	
REP MARSH, PAUL	645	98.47%	<div style="width: 98.47%;"><div style="width: 98.47%;"></div></div>
Write-In Totals	10	1.53%	<div style="width: 1.53%;"><div style="width: 1.53%;"></div></div>
Total Votes Cast	655	100.00%	<div style="width: 100%;"><div style="width: 100%;"></div></div>

Corporation Commissioner

Vote For 2

	TOTAL	VOTE %	
REP MYERS, NICHOLAS "NICK"	524	34.43%	<div style="width: 34.43%;"><div style="width: 34.43%;"></div></div>
REP THOMPSON, KEVIN	507	33.31%	<div style="width: 33.31%;"><div style="width: 33.31%;"></div></div>
DEM KENNEDY, SANDRA	264	17.35%	<div style="width: 17.35%;"><div style="width: 17.35%;"></div></div>
DEM KUBY, LAUREN	225	14.78%	<div style="width: 14.78%;"><div style="width: 14.78%;"></div></div>
Write-In Totals	2	0.13%	<div style="width: 0.13%;"><div style="width: 0.13%;"></div></div>
Total Votes Cast	1,522	100.00%	<div style="width: 100%;"><div style="width: 100%;"></div></div>

Payson #4

Board of Supervisors District 1

Vote For 1

	TOTAL	VOTE %	
REP CHRISTENSEN, STEVE	650	98.63%	<div style="width: 98.63%;"></div>
Write-In Totals	9	1.37%	<div style="width: 1.37%;"></div>
Total Votes Cast	659	100.00%	<div style="width: 100%;"></div>

Clerk of the Superior Court

Vote For 1

	TOTAL	VOTE %	
DEM ESCOBEDO, ANITA "ANNIE"	463	95.07%	<div style="width: 95.07%;"></div>
Write-In Totals	24	4.93%	<div style="width: 4.93%;"></div>
Total Votes Cast	487	100.00%	<div style="width: 100%;"></div>

Justice of the Peace Payson Regional

Vote For 1

	TOTAL	VOTE %	
REP GARVIN, DONALD (DONNY)	642	98.02%	<div style="width: 98.02%;"></div>
Write-In Totals	13	1.98%	<div style="width: 1.98%;"></div>
Total Votes Cast	655	100.00%	<div style="width: 100%;"></div>

Constable Payson Regional

Vote For 1

	TOTAL	VOTE %	
REP MCDANIEL, RONNIE	639	98.46%	<div style="width: 98.46%;"></div>
Write-In Totals	10	1.54%	<div style="width: 1.54%;"></div>
Total Votes Cast	649	100.00%	<div style="width: 100%;"></div>

BEENE, JAMES, Supreme Court Justice

Vote For 1

	TOTAL	VOTE %	
Yes	514	81.59%	<div style="width: 81.59%;"></div>
No	116	18.41%	<div style="width: 18.41%;"></div>
Total Votes Cast	630	100.00%	<div style="width: 100%;"></div>

MONTGOMERY, WILLIAM, Supreme Court Justice

Vote For 1

	TOTAL	VOTE %	
Yes	458	71.23%	<div style="width: 71.23%;"></div>
No	185	28.77%	<div style="width: 28.77%;"></div>
Total Votes Cast	643	100.00%	<div style="width: 100%;"></div>

TIMMER, ANN, Supreme Court Justice

Vote For 1

	TOTAL	VOTE %	
Yes	535	82.82%	<div style="width: 82.82%;"></div>
No	111	17.18%	<div style="width: 17.18%;"></div>
Total Votes Cast	646	100.00%	<div style="width: 100%;"></div>

Payson #4

Judge of the Superior Court Div. 2

Vote For 1

	TOTAL	VOTE %	
WRIGHT, TIMOTHY	585	97.01%	<div><div style="width: 97.01%;"></div></div>
Write-In Totals	18	2.99%	<div><div style="width: 2.99%;"></div></div>
Total Votes Cast	603	100.00%	<div><div style="width: 100%;"></div></div>

Mayor Town of Payson

Vote For 1

	TOTAL	VOTE %	
HIGGINS, CHRIS	384	47.76%	<div><div style="width: 47.76%;"></div></div>
MORRISSEY, TOM	413	51.37%	<div><div style="width: 51.37%;"></div></div>
Write-In Totals	7	0.87%	<div><div style="width: 0.87%;"></div></div>
Total Votes Cast	804	100.00%	<div><div style="width: 100%;"></div></div>

Board Member Payson Unified School District #10

Vote For 2

	TOTAL	VOTE %	
CONLIN, JOANNE	246	21.34%	<div><div style="width: 21.34%;"></div></div>
GUERRERO, ELVIA	145	12.58%	<div><div style="width: 12.58%;"></div></div>
HEATHER, MICHAEL	187	16.22%	<div><div style="width: 16.22%;"></div></div>
TAYLOR, KATY	302	26.19%	<div><div style="width: 26.19%;"></div></div>
WARD, SUSAN	266	23.07%	<div><div style="width: 23.07%;"></div></div>
Write-In Totals	7	0.61%	<div><div style="width: 0.61%;"></div></div>
Total Votes Cast	1,153	100.00%	<div><div style="width: 100%;"></div></div>

PROPOSITION 128

Vote For 1

	TOTAL	VOTE %	
Yes	359	46.26%	<div><div style="width: 46.26%;"></div></div>
No	417	53.74%	<div><div style="width: 53.74%;"></div></div>
Total Votes Cast	776	100.00%	<div><div style="width: 100%;"></div></div>

PROPOSITION 129

Vote For 1

	TOTAL	VOTE %	
Yes	514	65.90%	<div><div style="width: 65.90%;"></div></div>
No	266	34.10%	<div><div style="width: 34.10%;"></div></div>
Total Votes Cast	780	100.00%	<div><div style="width: 100%;"></div></div>

PROPOSITION 130

Vote For 1

	TOTAL	VOTE %	
Yes	509	65.17%	<div><div style="width: 65.17%;"></div></div>
No	272	34.83%	<div><div style="width: 34.83%;"></div></div>
Total Votes Cast	781	100.00%	<div><div style="width: 100%;"></div></div>

Payson #4



PROPOSITION 131

Vote For 1

	TOTAL	VOTE %	
Yes	471	60.46%	
No	308	39.54%	
Total Votes Cast	779	100.00%	



PROPOSITION 132

Vote For 1

	TOTAL	VOTE %	
Yes	509	65.17%	
No	272	34.83%	
Total Votes Cast	781	100.00%	



PROPOSITION 209

Vote For 1

	TOTAL	VOTE %	
Yes	517	65.28%	
No	275	34.72%	
Total Votes Cast	792	100.00%	

PROPOSITION 211

Vote For 1

	TOTAL	VOTE %	
Yes	539	68.75%	
No	245	31.25%	
Total Votes Cast	784	100.00%	



PROPOSITION 308

Vote For 1

	TOTAL	VOTE %	
Yes	283	35.82%	
No	507	64.18%	
Total Votes Cast	790	100.00%	


PROPOSITION 309

Vote For 1

	TOTAL	VOTE %	
Yes	490	62.03%	
No	300	37.97%	
Total Votes Cast	790	100.00%	

PROPOSITION 310

Vote For 1

	TOTAL	VOTE %	
Yes	393	49.56%	
No	400	50.44%	
Total Votes Cast	793	100.00%	

Payson #5

Statistics

	TOTAL
Registered Voters - Total	1,775
Ballots Cast - Total	1,335
Voter Turnout - Total	75.21%

U.S. Senator

Vote For 1

	TOTAL	VOTE %	
REP MASTERS, BLAKE	924	69.79%	<div style="width: 69.79%;"><div style="width: 69.79%;"></div></div>
DEM KELLY, MARK	364	27.49%	<div style="width: 27.49%;"><div style="width: 27.49%;"></div></div>
LBT VICTOR, MARC J.	35	2.64%	<div style="width: 2.64%;"><div style="width: 2.64%;"></div></div>
Write-In Totals	1	0.08%	<div style="width: 0.08%;"><div style="width: 0.08%;"></div></div>
Total Votes Cast	1,324	100.00%	<div style="width: 100%;"><div style="width: 100%;"></div></div>

U.S. Representative in Congress District 2

Vote For 1

	TOTAL	VOTE %	
REP CRANE, ELI	957	72.94%	<div style="width: 72.94%;"><div style="width: 72.94%;"></div></div>
DEM O'HALLERAN, TOM	354	26.98%	<div style="width: 26.98%;"><div style="width: 26.98%;"></div></div>
Write-In Totals	1	0.08%	<div style="width: 0.08%;"><div style="width: 0.08%;"></div></div>
Total Votes Cast	1,312	100.00%	<div style="width: 100%;"><div style="width: 100%;"></div></div>

Governor

Vote For 1

	TOTAL	VOTE %	
REP LAKE, KARI	944	71.52%	<div style="width: 71.52%;"><div style="width: 71.52%;"></div></div>
DEM HOBBS, KATIE	370	28.03%	<div style="width: 28.03%;"><div style="width: 28.03%;"></div></div>
Write-In Totals	6	0.45%	<div style="width: 0.45%;"><div style="width: 0.45%;"></div></div>
Total Votes Cast	1,320	100.00%	<div style="width: 100%;"><div style="width: 100%;"></div></div>

State Senator District 7

Vote For 1

	TOTAL	VOTE %	
REP ROGERS, WENDY	942	72.18%	<div style="width: 72.18%;"><div style="width: 72.18%;"></div></div>
DEM NITSCHKE, KYLE	360	27.59%	<div style="width: 27.59%;"><div style="width: 27.59%;"></div></div>
Write-In Totals	3	0.23%	<div style="width: 0.23%;"><div style="width: 0.23%;"></div></div>
Total Votes Cast	1,305	100.00%	<div style="width: 100%;"><div style="width: 100%;"></div></div>

State Representative District 7

Vote For 2

	TOTAL	VOTE %	
REP COOK, DAVID	860	50.20%	<div style="width: 50.20%;"><div style="width: 50.20%;"></div></div>
REP MARSHALL SR., DAVID	834	48.69%	<div style="width: 48.69%;"><div style="width: 48.69%;"></div></div>
Write-In Totals	19	1.11%	<div style="width: 1.11%;"><div style="width: 1.11%;"></div></div>
Total Votes Cast	1,713	100.00%	<div style="width: 100%;"><div style="width: 100%;"></div></div>

Payson #5

Secretary of State

Vote For 1

	TOTAL	VOTE %	
REP FINCHEM, MARK	919	70.15%	<div style="width: 70.15%;"></div>
DEM FONTES, ADRIAN	388	29.62%	<div style="width: 29.62%;"></div>
Write-In Totals	3	0.23%	<div style="width: 0.23%;"></div>
Total Votes Cast	1,310	100.00%	<div style="width: 100%;"></div>

Attorney General

Vote For 1

	TOTAL	VOTE %	
REP HAMADEH, ABRAHAM "ABE"	951	72.26%	<div style="width: 72.26%;"></div>
DEM MAYES, KRIS	364	27.66%	<div style="width: 27.66%;"></div>
Write-In Totals	1	0.08%	<div style="width: 0.08%;"></div>
Total Votes Cast	1,316	100.00%	<div style="width: 100%;"></div>

State Treasurer

Vote For 1

	TOTAL	VOTE %	
REP YEE, KIMBERLY	1,039	79.13%	<div style="width: 79.13%;"></div>
DEM QUEZADA, MARTÍN	273	20.79%	<div style="width: 20.79%;"></div>
Write-In Totals	1	0.08%	<div style="width: 0.08%;"></div>
Total Votes Cast	1,313	100.00%	<div style="width: 100%;"></div>

Superintendent of Public Instruction

Vote For 1

	TOTAL	VOTE %	
REP HORNE, TOM	938	71.60%	<div style="width: 71.60%;"></div>
DEM HOFFMAN, KATHY	371	28.32%	<div style="width: 28.32%;"></div>
Write-In Totals	1	0.08%	<div style="width: 0.08%;"></div>
Total Votes Cast	1,310	100.00%	<div style="width: 100%;"></div>

State Mine Inspector

Vote For 1

	TOTAL	VOTE %	
REP MARSH, PAUL	1,071	99.26%	<div style="width: 99.26%;"></div>
Write-In Totals	8	0.74%	<div style="width: 0.74%;"></div>
Total Votes Cast	1,079	100.00%	<div style="width: 100%;"></div>

Corporation Commissioner

Vote For 2

	TOTAL	VOTE %	
REP MYERS, NICHOLAS "NICK"	891	37.26%	<div style="width: 37.26%;"></div>
REP THOMPSON, KEVIN	893	37.35%	<div style="width: 37.35%;"></div>
DEM KENNEDY, SANDRA	320	13.38%	<div style="width: 13.38%;"></div>
DEM KUBY, LAUREN	286	11.96%	<div style="width: 11.96%;"></div>
Write-In Totals	1	0.04%	<div style="width: 0.04%;"></div>
Total Votes Cast	2,391	100.00%	<div style="width: 100%;"></div>

Payson #5

Board of Supervisors District 1

Vote For 1

	TOTAL	VOTE %	
REP CHRISTENSEN, STEVE	1,095	98.56%	<div style="width: 98.56%;"><div style="width: 98.56%;"></div></div>
Write-In Totals	16	1.44%	<div style="width: 1.44%;"><div style="width: 1.44%;"></div></div>
Total Votes Cast	1,111	100.00%	<div style="width: 100%;"><div style="width: 100%;"></div></div>

Clerk of the Superior Court

Vote For 1

	TOTAL	VOTE %	
DEM ESCOBEDO, ANITA "ANNIE"	629	93.60%	<div style="width: 93.60%;"><div style="width: 93.60%;"></div></div>
Write-In Totals	43	6.40%	<div style="width: 6.40%;"><div style="width: 6.40%;"></div></div>
Total Votes Cast	672	100.00%	<div style="width: 100%;"><div style="width: 100%;"></div></div>

Justice of the Peace Payson Regional

Vote For 1

	TOTAL	VOTE %	
REP GARVIN, DONALD (DONNY)	1,085	98.46%	<div style="width: 98.46%;"><div style="width: 98.46%;"></div></div>
Write-In Totals	17	1.54%	<div style="width: 1.54%;"><div style="width: 1.54%;"></div></div>
Total Votes Cast	1,102	100.00%	<div style="width: 100%;"><div style="width: 100%;"></div></div>

Constable Payson Regional

Vote For 1

	TOTAL	VOTE %	
REP MCDANIEL, RONNIE	1,094	98.74%	<div style="width: 98.74%;"><div style="width: 98.74%;"></div></div>
Write-In Totals	14	1.26%	<div style="width: 1.26%;"><div style="width: 1.26%;"></div></div>
Total Votes Cast	1,108	100.00%	<div style="width: 100%;"><div style="width: 100%;"></div></div>

BEENE, JAMES, Supreme Court Justice

Vote For 1

	TOTAL	VOTE %	
Yes	785	80.35%	<div style="width: 80.35%;"><div style="width: 80.35%;"></div></div>
No	192	19.65%	<div style="width: 19.65%;"><div style="width: 19.65%;"></div></div>
Total Votes Cast	977	100.00%	<div style="width: 100%;"><div style="width: 100%;"></div></div>

MONTGOMERY, WILLIAM, Supreme Court Justice

Vote For 1

	TOTAL	VOTE %	
Yes	677	67.50%	<div style="width: 67.50%;"><div style="width: 67.50%;"></div></div>
No	326	32.50%	<div style="width: 32.50%;"><div style="width: 32.50%;"></div></div>
Total Votes Cast	1,003	100.00%	<div style="width: 100%;"><div style="width: 100%;"></div></div>

TIMMER, ANN, Supreme Court Justice

Vote For 1

	TOTAL	VOTE %	
Yes	789	78.98%	<div style="width: 78.98%;"><div style="width: 78.98%;"></div></div>
No	210	21.02%	<div style="width: 21.02%;"><div style="width: 21.02%;"></div></div>
Total Votes Cast	999	100.00%	<div style="width: 100%;"><div style="width: 100%;"></div></div>

Payson #5

Judge of the Superior Court Div. 2

Vote For 1

	TOTAL	VOTE %	
WRIGHT, TIMOTHY	896	98.14%	<div style="width: 98.14%;"><div style="width: 98.14%;"></div></div>
Write-In Totals	17	1.86%	<div style="width: 1.86%;"><div style="width: 1.86%;"></div></div>
Total Votes Cast	913	100.00%	<div style="width: 100%;"><div style="width: 100%;"></div></div>

Mayor Town of Payson

Vote For 1

	TOTAL	VOTE %	
HIGGINS, CHRIS	366	46.98%	<div style="width: 46.98%;"><div style="width: 46.98%;"></div></div>
MORRISSEY, TOM	404	51.86%	<div style="width: 51.86%;"><div style="width: 51.86%;"></div></div>
Write-In Totals	9	1.16%	<div style="width: 1.16%;"><div style="width: 1.16%;"></div></div>
Total Votes Cast	779	100.00%	<div style="width: 100%;"><div style="width: 100%;"></div></div>

Board Member Payson Unified School District #10

Vote For 2

	TOTAL	VOTE %	
CONLIN, JOANNE	347	18.93%	<div style="width: 18.93%;"><div style="width: 18.93%;"></div></div>
GUERRERO, ELVIA	300	16.37%	<div style="width: 16.37%;"><div style="width: 16.37%;"></div></div>
HEATHER, MICHAEL	318	17.35%	<div style="width: 17.35%;"><div style="width: 17.35%;"></div></div>
TAYLOR, KATY	470	25.64%	<div style="width: 25.64%;"><div style="width: 25.64%;"></div></div>
WARD, SUSAN	392	21.39%	<div style="width: 21.39%;"><div style="width: 21.39%;"></div></div>
Write-In Totals	6	0.33%	<div style="width: 0.33%;"><div style="width: 0.33%;"></div></div>
Total Votes Cast	1,833	100.00%	<div style="width: 100%;"><div style="width: 100%;"></div></div>

PROPOSITION 128

Vote For 1

	TOTAL	VOTE %	
Yes	548	43.91%	<div style="width: 43.91%;"><div style="width: 43.91%;"></div></div>
No	700	56.09%	<div style="width: 56.09%;"><div style="width: 56.09%;"></div></div>
Total Votes Cast	1,248	100.00%	<div style="width: 100%;"><div style="width: 100%;"></div></div>

PROPOSITION 129

Vote For 1

	TOTAL	VOTE %	
Yes	868	69.00%	<div style="width: 69.00%;"><div style="width: 69.00%;"></div></div>
No	390	31.00%	<div style="width: 31.00%;"><div style="width: 31.00%;"></div></div>
Total Votes Cast	1,258	100.00%	<div style="width: 100%;"><div style="width: 100%;"></div></div>

PROPOSITION 130

Vote For 1

	TOTAL	VOTE %	
Yes	811	66.04%	<div style="width: 66.04%;"><div style="width: 66.04%;"></div></div>
No	417	33.96%	<div style="width: 33.96%;"><div style="width: 33.96%;"></div></div>
Total Votes Cast	1,228	100.00%	<div style="width: 100%;"><div style="width: 100%;"></div></div>

Payson #5




PROPOSITION 131

Vote For 1

	TOTAL	VOTE %	
Yes	704	56.46%	
No	543	43.54%	
Total Votes Cast	1,247	100.00%	




PROPOSITION 132

Vote For 1

	TOTAL	VOTE %	
Yes	813	64.42%	
No	449	35.58%	
Total Votes Cast	1,262	100.00%	




PROPOSITION 209

Vote For 1

	TOTAL	VOTE %	
Yes	795	63.55%	
No	456	36.45%	
Total Votes Cast	1,251	100.00%	




PROPOSITION 211

Vote For 1

	TOTAL	VOTE %	
Yes	840	68.07%	
No	394	31.93%	
Total Votes Cast	1,234	100.00%	




PROPOSITION 308

Vote For 1

	TOTAL	VOTE %	
Yes	421	33.28%	
No	844	66.72%	
Total Votes Cast	1,265	100.00%	


PROPOSITION 309

Vote For 1

	TOTAL	VOTE %	
Yes	847	66.85%	
No	420	33.15%	
Total Votes Cast	1,267	100.00%	

PROPOSITION 310

Vote For 1

	TOTAL	VOTE %	
Yes	603	47.71%	
No	661	52.29%	
Total Votes Cast	1,264	100.00%	

Payson #6

Statistics

	TOTAL
Registered Voters - Total	1,181
Ballots Cast - Total	805
Voter Turnout - Total	68.16%

U.S. Senator

Vote For 1

	TOTAL	VOTE %	
REP MASTERS, BLAKE	543	68.30%	<div style="width: 68.30%;"><div style="width: 68.30%;"></div></div>
DEM KELLY, MARK	231	29.06%	<div style="width: 29.06%;"><div style="width: 29.06%;"></div></div>
LBT VICTOR, MARC J.	18	2.26%	<div style="width: 2.26%;"><div style="width: 2.26%;"></div></div>
Write-In Totals	3	0.38%	<div style="width: 0.38%;"><div style="width: 0.38%;"></div></div>
Total Votes Cast	795	100.00%	<div style="width: 100%;"><div style="width: 100%;"></div></div>

U.S. Representative in Congress District 2

Vote For 1

	TOTAL	VOTE %	
REP CRANE, ELI	571	72.28%	<div style="width: 72.28%;"><div style="width: 72.28%;"></div></div>
DEM O'HALLERAN, TOM	217	27.47%	<div style="width: 27.47%;"><div style="width: 27.47%;"></div></div>
Write-In Totals	2	0.25%	<div style="width: 0.25%;"><div style="width: 0.25%;"></div></div>
Total Votes Cast	790	100.00%	<div style="width: 100%;"><div style="width: 100%;"></div></div>

Governor

Vote For 1

	TOTAL	VOTE %	
REP LAKE, KARI	574	72.02%	<div style="width: 72.02%;"><div style="width: 72.02%;"></div></div>
DEM HOBBS, KATIE	223	27.98%	<div style="width: 27.98%;"><div style="width: 27.98%;"></div></div>
Write-In Totals	0	0.00%	<div style="width: 0.00%;"><div style="width: 0.00%;"></div></div>
Total Votes Cast	797	100.00%	<div style="width: 100%;"><div style="width: 100%;"></div></div>

State Senator District 7

Vote For 1

	TOTAL	VOTE %	
REP ROGERS, WENDY	574	72.11%	<div style="width: 72.11%;"><div style="width: 72.11%;"></div></div>
DEM NITSCHKE, KYLE	221	27.76%	<div style="width: 27.76%;"><div style="width: 27.76%;"></div></div>
Write-In Totals	1	0.13%	<div style="width: 0.13%;"><div style="width: 0.13%;"></div></div>
Total Votes Cast	796	100.00%	<div style="width: 100%;"><div style="width: 100%;"></div></div>

State Representative District 7

Vote For 2

	TOTAL	VOTE %	
REP COOK, DAVID	480	46.24%	<div style="width: 46.24%;"><div style="width: 46.24%;"></div></div>
REP MARSHALL SR., DAVID	547	52.70%	<div style="width: 52.70%;"><div style="width: 52.70%;"></div></div>
Write-In Totals	11	1.06%	<div style="width: 1.06%;"><div style="width: 1.06%;"></div></div>
Total Votes Cast	1,038	100.00%	<div style="width: 100%;"><div style="width: 100%;"></div></div>

Payson #6

Secretary of State

Vote For 1

	TOTAL	VOTE %	
REP FINCHEM, MARK	557	70.33%	<div style="width: 70.33%;"><div style="width: 70.33%;"></div></div>
DEM FONTES, ADRIAN	235	29.67%	<div style="width: 29.67%;"><div style="width: 29.67%;"></div></div>
Write-In Totals	0	0.00%	<div style="width: 0%;"><div style="width: 0%;"></div></div>
Total Votes Cast	792	100.00%	<div style="width: 100%;"><div style="width: 100%;"></div></div>

Attorney General

Vote For 1

	TOTAL	VOTE %	
REP HAMADEH, ABRAHAM "ABE"	565	71.52%	<div style="width: 71.52%;"><div style="width: 71.52%;"></div></div>
DEM MAYES, KRIS	225	28.48%	<div style="width: 28.48%;"><div style="width: 28.48%;"></div></div>
Write-In Totals	0	0.00%	<div style="width: 0%;"><div style="width: 0%;"></div></div>
Total Votes Cast	790	100.00%	<div style="width: 100%;"><div style="width: 100%;"></div></div>

State Treasurer

Vote For 1

	TOTAL	VOTE %	
REP YEE, KIMBERLY	600	76.24%	<div style="width: 76.24%;"><div style="width: 76.24%;"></div></div>
DEM QUEZADA, MARTÍN	185	23.51%	<div style="width: 23.51%;"><div style="width: 23.51%;"></div></div>
Write-In Totals	2	0.25%	<div style="width: 0.25%;"><div style="width: 0.25%;"></div></div>
Total Votes Cast	787	100.00%	<div style="width: 100%;"><div style="width: 100%;"></div></div>

Superintendent of Public Instruction

Vote For 1

	TOTAL	VOTE %	
REP HORNE, TOM	576	72.54%	<div style="width: 72.54%;"><div style="width: 72.54%;"></div></div>
DEM HOFFMAN, KATHY	218	27.46%	<div style="width: 27.46%;"><div style="width: 27.46%;"></div></div>
Write-In Totals	0	0.00%	<div style="width: 0%;"><div style="width: 0%;"></div></div>
Total Votes Cast	794	100.00%	<div style="width: 100%;"><div style="width: 100%;"></div></div>

State Mine Inspector

Vote For 1

	TOTAL	VOTE %	
REP MARSH, PAUL	629	99.53%	<div style="width: 99.53%;"><div style="width: 99.53%;"></div></div>
Write-In Totals	3	0.47%	<div style="width: 0.47%;"><div style="width: 0.47%;"></div></div>
Total Votes Cast	632	100.00%	<div style="width: 100%;"><div style="width: 100%;"></div></div>

Corporation Commissioner

Vote For 2

	TOTAL	VOTE %	
REP MYERS, NICHOLAS "NICK"	524	36.29%	<div style="width: 36.29%;"><div style="width: 36.29%;"></div></div>
REP THOMPSON, KEVIN	530	36.70%	<div style="width: 36.70%;"><div style="width: 36.70%;"></div></div>
DEM KENNEDY, SANDRA	202	13.99%	<div style="width: 13.99%;"><div style="width: 13.99%;"></div></div>
DEM KUBY, LAUREN	188	13.02%	<div style="width: 13.02%;"><div style="width: 13.02%;"></div></div>
Write-In Totals	0	0.00%	<div style="width: 0%;"><div style="width: 0%;"></div></div>
Total Votes Cast	1,444	100.00%	<div style="width: 100%;"><div style="width: 100%;"></div></div>

Payson #6

Board of Supervisors District 1

Vote For 1

	TOTAL	VOTE %	
REP CHRISTENSEN, STEVE	618	99.68%	<div style="width: 99.68%;"></div>
Write-In Totals	2	0.32%	<div style="width: 0.32%;"></div>
Total Votes Cast	620	100.00%	<div style="width: 100%;"></div>

Clerk of the Superior Court

Vote For 1

	TOTAL	VOTE %	
DEM ESCOBEDO, ANITA "ANNIE"	397	95.20%	<div style="width: 95.20%;"></div>
Write-In Totals	20	4.80%	<div style="width: 4.80%;"></div>
Total Votes Cast	417	100.00%	<div style="width: 100%;"></div>

Justice of the Peace Payson Regional

Vote For 1

	TOTAL	VOTE %	
REP GARVIN, DONALD (DONNY)	624	98.58%	<div style="width: 98.58%;"></div>
Write-In Totals	9	1.42%	<div style="width: 1.42%;"></div>
Total Votes Cast	633	100.00%	<div style="width: 100%;"></div>

Constable Payson Regional

Vote For 1

	TOTAL	VOTE %	
REP MCDANIEL, RONNIE	623	98.58%	<div style="width: 98.58%;"></div>
Write-In Totals	9	1.42%	<div style="width: 1.42%;"></div>
Total Votes Cast	632	100.00%	<div style="width: 100%;"></div>

BEENE, JAMES, Supreme Court Justice

Vote For 1

	TOTAL	VOTE %	
Yes	495	81.01%	<div style="width: 81.01%;"></div>
No	116	18.99%	<div style="width: 18.99%;"></div>
Total Votes Cast	611	100.00%	<div style="width: 100%;"></div>

MONTGOMERY, WILLIAM, Supreme Court Justice

Vote For 1

	TOTAL	VOTE %	
Yes	443	71.22%	<div style="width: 71.22%;"></div>
No	179	28.78%	<div style="width: 28.78%;"></div>
Total Votes Cast	622	100.00%	<div style="width: 100%;"></div>

TIMMER, ANN, Supreme Court Justice

Vote For 1

	TOTAL	VOTE %	
Yes	520	83.60%	<div style="width: 83.60%;"></div>
No	102	16.40%	<div style="width: 16.40%;"></div>
Total Votes Cast	622	100.00%	<div style="width: 100%;"></div>

Payson #6

Judge of the Superior Court Div. 2

Vote For 1

	TOTAL	VOTE %	
WRIGHT, TIMOTHY	565	98.95%	<div style="width: 98.95%;"><div style="width: 98.95%;"></div></div>
Write-In Totals	6	1.05%	<div style="width: 1.05%;"><div style="width: 1.05%;"></div></div>
Total Votes Cast	571	100.00%	<div style="width: 100%;"><div style="width: 100%;"></div></div>

Mayor Town of Payson

Vote For 1

	TOTAL	VOTE %	
HIGGINS, CHRIS	383	50.66%	<div style="width: 50.66%;"><div style="width: 50.66%;"></div></div>
MORRISSEY, TOM	359	47.49%	<div style="width: 47.49%;"><div style="width: 47.49%;"></div></div>
Write-In Totals	14	1.85%	<div style="width: 1.85%;"><div style="width: 1.85%;"></div></div>
Total Votes Cast	756	100.00%	<div style="width: 100%;"><div style="width: 100%;"></div></div>

Board Member Payson Unified School District #10

Vote For 2

	TOTAL	VOTE %	
CONLIN, JOANNE	209	19.81%	<div style="width: 19.81%;"><div style="width: 19.81%;"></div></div>
GUERRERO, ELVIA	150	14.22%	<div style="width: 14.22%;"><div style="width: 14.22%;"></div></div>
HEATHER, MICHAEL	188	17.82%	<div style="width: 17.82%;"><div style="width: 17.82%;"></div></div>
TAYLOR, KATY	278	26.35%	<div style="width: 26.35%;"><div style="width: 26.35%;"></div></div>
WARD, SUSAN	219	20.76%	<div style="width: 20.76%;"><div style="width: 20.76%;"></div></div>
Write-In Totals	11	1.04%	<div style="width: 1.04%;"><div style="width: 1.04%;"></div></div>
Total Votes Cast	1,055	100.00%	<div style="width: 100%;"><div style="width: 100%;"></div></div>

PROPOSITION 128

Vote For 1

	TOTAL	VOTE %	
Yes	339	45.08%	<div style="width: 45.08%;"><div style="width: 45.08%;"></div></div>
No	413	54.92%	<div style="width: 54.92%;"><div style="width: 54.92%;"></div></div>
Total Votes Cast	752	100.00%	<div style="width: 100%;"><div style="width: 100%;"></div></div>

PROPOSITION 129

Vote For 1

	TOTAL	VOTE %	
Yes	495	65.48%	<div style="width: 65.48%;"><div style="width: 65.48%;"></div></div>
No	261	34.52%	<div style="width: 34.52%;"><div style="width: 34.52%;"></div></div>
Total Votes Cast	756	100.00%	<div style="width: 100%;"><div style="width: 100%;"></div></div>

PROPOSITION 130


Vote For 1

	TOTAL	VOTE %	
Yes	452	61.58%	<div style="width: 61.58%;"><div style="width: 61.58%;"></div></div>
No	282	38.42%	<div style="width: 38.42%;"><div style="width: 38.42%;"></div></div>
Total Votes Cast	734	100.00%	<div style="width: 100%;"><div style="width: 100%;"></div></div>

Payson #6



PROPOSITION 131

Vote For 1

	TOTAL	VOTE %	
Yes	418	56.03%	
No	328	43.97%	
Total Votes Cast	746	100.00%	




PROPOSITION 132

Vote For 1

	TOTAL	VOTE %	
Yes	481	64.56%	
No	264	35.44%	
Total Votes Cast	745	100.00%	


PROPOSITION 209

Vote For 1

	TOTAL	VOTE %	
Yes	489	65.29%	
No	260	34.71%	
Total Votes Cast	749	100.00%	


PROPOSITION 211

Vote For 1

	TOTAL	VOTE %	
Yes	480	65.84%	
No	249	34.16%	
Total Votes Cast	729	100.00%	



PROPOSITION 308

Vote For 1

	TOTAL	VOTE %	
Yes	237	31.52%	
No	515	68.48%	
Total Votes Cast	752	100.00%	


PROPOSITION 309

Vote For 1

	TOTAL	VOTE %	
Yes	501	66.27%	
No	255	33.73%	
Total Votes Cast	756	100.00%	

PROPOSITION 310

Vote For 1

	TOTAL	VOTE %	
Yes	348	46.28%	
No	404	53.72%	
Total Votes Cast	752	100.00%	

Payson #7

Statistics

	TOTAL
Registered Voters - Total	941
Ballots Cast - Total	664
Voter Turnout - Total	70.56%

U.S. Senator

Vote For 1

	TOTAL	VOTE %
REP MASTERS, BLAKE	442	67.17%
DEM KELLY, MARK	200	30.40%
LBT VICTOR, MARC J.	13	1.98%
Write-In Totals	3	0.46%
Total Votes Cast	658	100.00%

U.S. Representative in Congress District 2

Vote For 1

	TOTAL	VOTE %
REP CRANE, ELI	459	70.83%
DEM O'HALLERAN, TOM	189	29.17%
Write-In Totals	0	0.00%
Total Votes Cast	648	100.00%

Governor

Vote For 1

	TOTAL	VOTE %
REP LAKE, KARI	458	70.14%
DEM HOBBS, KATIE	193	29.56%
Write-In Totals	2	0.31%
Total Votes Cast	653	100.00%

State Senator District 7

Vote For 1

	TOTAL	VOTE %
REP ROGERS, WENDY	455	71.32%
DEM NITSCHKE, KYLE	182	28.53%
Write-In Totals	1	0.16%
Total Votes Cast	638	100.00%

State Representative District 7

Vote For 2

	TOTAL	VOTE %
REP COOK, DAVID	465	56.36%
REP MARSHALL SR., DAVID	356	43.15%
Write-In Totals	4	0.48%
Total Votes Cast	825	100.00%

Payson #7

Secretary of State

Vote For 1

	TOTAL	VOTE %	
REP FINCHEM, MARK	440	68.43%	<div style="width: 68.43%;"><div style="width: 68.43%;"></div></div>
DEM FONTES, ADRIAN	202	31.42%	<div style="width: 31.42%;"><div style="width: 31.42%;"></div></div>
Write-In Totals	1	0.16%	<div style="width: 0.16%;"><div style="width: 0.16%;"></div></div>
Total Votes Cast	643	100.00%	<div style="width: 100%;"><div style="width: 100%;"></div></div>

Attorney General

Vote For 1

	TOTAL	VOTE %	
REP HAMADEH, ABRAHAM "ABE"	464	71.49%	<div style="width: 71.49%;"><div style="width: 71.49%;"></div></div>
DEM MAYES, KRIS	185	28.51%	<div style="width: 28.51%;"><div style="width: 28.51%;"></div></div>
Write-In Totals	0	0.00%	<div style="width: 0.00%;"><div style="width: 0.00%;"></div></div>
Total Votes Cast	649	100.00%	<div style="width: 100%;"><div style="width: 100%;"></div></div>

State Treasurer

Vote For 1

	TOTAL	VOTE %	
REP YEE, KIMBERLY	499	77.24%	<div style="width: 77.24%;"><div style="width: 77.24%;"></div></div>
DEM QUEZADA, MARTÍN	145	22.45%	<div style="width: 22.45%;"><div style="width: 22.45%;"></div></div>
Write-In Totals	2	0.31%	<div style="width: 0.31%;"><div style="width: 0.31%;"></div></div>
Total Votes Cast	646	100.00%	<div style="width: 100%;"><div style="width: 100%;"></div></div>

Superintendent of Public Instruction

Vote For 1

	TOTAL	VOTE %	
REP HORNE, TOM	455	70.00%	<div style="width: 70.00%;"><div style="width: 70.00%;"></div></div>
DEM HOFFMAN, KATHY	195	30.00%	<div style="width: 30.00%;"><div style="width: 30.00%;"></div></div>
Write-In Totals	0	0.00%	<div style="width: 0.00%;"><div style="width: 0.00%;"></div></div>
Total Votes Cast	650	100.00%	<div style="width: 100%;"><div style="width: 100%;"></div></div>

State Mine Inspector

Vote For 1

	TOTAL	VOTE %	
REP MARSH, PAUL	524	99.43%	<div style="width: 99.43%;"><div style="width: 99.43%;"></div></div>
Write-In Totals	3	0.57%	<div style="width: 0.57%;"><div style="width: 0.57%;"></div></div>
Total Votes Cast	527	100.00%	<div style="width: 100%;"><div style="width: 100%;"></div></div>

Corporation Commissioner

Vote For 2

	TOTAL	VOTE %	
REP MYERS, NICHOLAS "NICK"	429	36.73%	<div style="width: 36.73%;"><div style="width: 36.73%;"></div></div>
REP THOMPSON, KEVIN	415	35.53%	<div style="width: 35.53%;"><div style="width: 35.53%;"></div></div>
DEM KENNEDY, SANDRA	171	14.64%	<div style="width: 14.64%;"><div style="width: 14.64%;"></div></div>
DEM KUBY, LAUREN	153	13.10%	<div style="width: 13.10%;"><div style="width: 13.10%;"></div></div>
Write-In Totals	0	0.00%	<div style="width: 0.00%;"><div style="width: 0.00%;"></div></div>
Total Votes Cast	1,168	100.00%	<div style="width: 100%;"><div style="width: 100%;"></div></div>

Payson #7

Board of Supervisors District 1

Vote For 1

	TOTAL	VOTE %	
REP CHRISTENSEN, STEVE	525	99.62%	<div><div style="width: 99.62%;"></div></div>
Write-In Totals	2	0.38%	<div><div style="width: 0.38%;"></div></div>
Total Votes Cast	527	100.00%	<div><div style="width: 100%;"></div></div>

Clerk of the Superior Court

Vote For 1

	TOTAL	VOTE %	
DEM ESCOBEDO, ANITA "ANNIE"	363	94.78%	<div><div style="width: 94.78%;"></div></div>
Write-In Totals	20	5.22%	<div><div style="width: 5.22%;"></div></div>
Total Votes Cast	383	100.00%	<div><div style="width: 100%;"></div></div>

Justice of the Peace Payson Regional

Vote For 1

	TOTAL	VOTE %	
REP GARVIN, DONALD (DONNY)	529	99.06%	<div><div style="width: 99.06%;"></div></div>
Write-In Totals	5	0.94%	<div><div style="width: 0.94%;"></div></div>
Total Votes Cast	534	100.00%	<div><div style="width: 100%;"></div></div>

Constable Payson Regional

Vote For 1

	TOTAL	VOTE %	
REP MCDANIEL, RONNIE	543	99.45%	<div><div style="width: 99.45%;"></div></div>
Write-In Totals	3	0.55%	<div><div style="width: 0.55%;"></div></div>
Total Votes Cast	546	100.00%	<div><div style="width: 100%;"></div></div>

BEENE, JAMES, Supreme Court Justice

Vote For 1

	TOTAL	VOTE %	
Yes	394	78.02%	<div><div style="width: 78.02%;"></div></div>
No	111	21.98%	<div><div style="width: 21.98%;"></div></div>
Total Votes Cast	505	100.00%	<div><div style="width: 100%;"></div></div>

MONTGOMERY, WILLIAM, Supreme Court Justice

Vote For 1

	TOTAL	VOTE %	
Yes	378	72.97%	<div><div style="width: 72.97%;"></div></div>
No	140	27.03%	<div><div style="width: 27.03%;"></div></div>
Total Votes Cast	518	100.00%	<div><div style="width: 100%;"></div></div>

TIMMER, ANN, Supreme Court Justice

Vote For 1

	TOTAL	VOTE %	
Yes	414	79.77%	<div><div style="width: 79.77%;"></div></div>
No	105	20.23%	<div><div style="width: 20.23%;"></div></div>
Total Votes Cast	519	100.00%	<div><div style="width: 100%;"></div></div>

Payson #7

Judge of the Superior Court Div. 2

Vote For 1

	TOTAL	VOTE %	
WRIGHT, TIMOTHY	495	99.00%	<div><div style="width: 99.00%;"></div></div>
Write-In Totals	5	1.00%	<div><div style="width: 1.00%;"></div></div>
Total Votes Cast	500	100.00%	<div><div style="width: 100.00%;"></div></div>

Mayor Town of Payson

Vote For 1

	TOTAL	VOTE %	
HIGGINS, CHRIS	347	55.34%	<div><div style="width: 55.34%;"></div></div>
MORRISSEY, TOM	269	42.90%	<div><div style="width: 42.90%;"></div></div>
Write-In Totals	11	1.75%	<div><div style="width: 1.75%;"></div></div>
Total Votes Cast	627	100.00%	<div><div style="width: 100.00%;"></div></div>

Board Member Payson Unified School District #10

Vote For 2

	TOTAL	VOTE %	
CONLIN, JOANNE	176	19.53%	<div><div style="width: 19.53%;"></div></div>
GUERRERO, ELVIA	110	12.21%	<div><div style="width: 12.21%;"></div></div>
HEATHER, MICHAEL	135	14.98%	<div><div style="width: 14.98%;"></div></div>
TAYLOR, KATY	259	28.75%	<div><div style="width: 28.75%;"></div></div>
WARD, SUSAN	220	24.42%	<div><div style="width: 24.42%;"></div></div>
Write-In Totals	1	0.11%	<div><div style="width: 0.11%;"></div></div>
Total Votes Cast	901	100.00%	<div><div style="width: 100.00%;"></div></div>

PROPOSITION 128

Vote For 1

	TOTAL	VOTE %	
Yes	272	44.30%	<div><div style="width: 44.30%;"></div></div>
No	342	55.70%	<div><div style="width: 55.70%;"></div></div>
Total Votes Cast	614	100.00%	<div><div style="width: 100.00%;"></div></div>

PROPOSITION 129

Vote For 1

	TOTAL	VOTE %	
Yes	400	64.31%	<div><div style="width: 64.31%;"></div></div>
No	222	35.69%	<div><div style="width: 35.69%;"></div></div>
Total Votes Cast	622	100.00%	<div><div style="width: 100.00%;"></div></div>

PROPOSITION 130

Vote For 1

	TOTAL	VOTE %	
Yes	393	64.32%	<div><div style="width: 64.32%;"></div></div>
No	218	35.68%	<div><div style="width: 35.68%;"></div></div>
Total Votes Cast	611	100.00%	<div><div style="width: 100.00%;"></div></div>

Payson #7

PROPOSITION 131

Vote For 1

	TOTAL	VOTE %	
Yes	345	56.01%	
No	271	43.99%	
Total Votes Cast	616	100.00%	

PROPOSITION 132

Vote For 1

	TOTAL	VOTE %	
Yes	376	61.24%	
No	238	38.76%	
Total Votes Cast	614	100.00%	

PROPOSITION 209

Vote For 1

	TOTAL	VOTE %	
Yes	426	68.38%	
No	197	31.62%	
Total Votes Cast	623	100.00%	

PROPOSITION 211

Vote For 1

	TOTAL	VOTE %	
Yes	435	71.31%	
No	175	28.69%	
Total Votes Cast	610	100.00%	

PROPOSITION 308

Vote For 1

	TOTAL	VOTE %	
Yes	216	34.67%	
No	407	65.33%	
Total Votes Cast	623	100.00%	

PROPOSITION 309

Vote For 1

	TOTAL	VOTE %	
Yes	397	63.72%	
No	226	36.28%	
Total Votes Cast	623	100.00%	

PROPOSITION 310

Vote For 1

	TOTAL	VOTE %	
Yes	298	47.68%	
No	327	52.32%	
Total Votes Cast	625	100.00%	

Payson #8

Statistics

	TOTAL
Registered Voters - Total	1,400
Ballots Cast - Total	1,088
Voter Turnout - Total	77.71%

U.S. Senator

Vote For 1

	TOTAL	VOTE %	
REP MASTERS, BLAKE	721	66.88%	<div style="width: 66.88%;"><div style="width: 66.88%;"></div></div>
DEM KELLY, MARK	322	29.87%	<div style="width: 29.87%;"><div style="width: 29.87%;"></div></div>
LBT VICTOR, MARC J.	33	3.06%	<div style="width: 3.06%;"><div style="width: 3.06%;"></div></div>
Write-In Totals	2	0.19%	<div style="width: 0.19%;"><div style="width: 0.19%;"></div></div>
Total Votes Cast	1,078	100.00%	<div style="width: 100%;"><div style="width: 100%;"></div></div>

U.S. Representative in Congress District 2

Vote For 1

	TOTAL	VOTE %	
REP CRANE, ELI	753	70.57%	<div style="width: 70.57%;"><div style="width: 70.57%;"></div></div>
DEM O'HALLERAN, TOM	309	28.96%	<div style="width: 28.96%;"><div style="width: 28.96%;"></div></div>
Write-In Totals	5	0.47%	<div style="width: 0.47%;"><div style="width: 0.47%;"></div></div>
Total Votes Cast	1,067	100.00%	<div style="width: 100%;"><div style="width: 100%;"></div></div>

Governor

Vote For 1

	TOTAL	VOTE %	
REP LAKE, KARI	763	71.11%	<div style="width: 71.11%;"><div style="width: 71.11%;"></div></div>
DEM HOBBS, KATIE	308	28.70%	<div style="width: 28.70%;"><div style="width: 28.70%;"></div></div>
Write-In Totals	2	0.19%	<div style="width: 0.19%;"><div style="width: 0.19%;"></div></div>
Total Votes Cast	1,073	100.00%	<div style="width: 100%;"><div style="width: 100%;"></div></div>

State Senator District 7

Vote For 1

	TOTAL	VOTE %	
REP ROGERS, WENDY	743	69.77%	<div style="width: 69.77%;"><div style="width: 69.77%;"></div></div>
DEM NITSCHKE, KYLE	321	30.14%	<div style="width: 30.14%;"><div style="width: 30.14%;"></div></div>
Write-In Totals	1	0.09%	<div style="width: 0.09%;"><div style="width: 0.09%;"></div></div>
Total Votes Cast	1,065	100.00%	<div style="width: 100%;"><div style="width: 100%;"></div></div>

State Representative District 7

Vote For 2

	TOTAL	VOTE %	
REP COOK, DAVID	647	47.05%	<div style="width: 47.05%;"><div style="width: 47.05%;"></div></div>
REP MARSHALL SR., DAVID	709	51.56%	<div style="width: 51.56%;"><div style="width: 51.56%;"></div></div>
Write-In Totals	19	1.38%	<div style="width: 1.38%;"><div style="width: 1.38%;"></div></div>
Total Votes Cast	1,375	100.00%	<div style="width: 100%;"><div style="width: 100%;"></div></div>

Payson #8

Secretary of State

Vote For 1

	TOTAL	VOTE %	
REP FINCHEM, MARK	724	68.24%	<div style="width: 68.24%;"><div style="width: 68.24%;"></div></div>
DEM FONTES, ADRIAN	335	31.57%	<div style="width: 31.57%;"><div style="width: 31.57%;"></div></div>
Write-In Totals	2	0.19%	<div style="width: 0.19%;"><div style="width: 0.19%;"></div></div>
Total Votes Cast	1,061	100.00%	<div style="width: 100%;"><div style="width: 100%;"></div></div>

Attorney General

Vote For 1

	TOTAL	VOTE %	
REP HAMADEH, ABRAHAM "ABE"	742	69.87%	<div style="width: 69.87%;"><div style="width: 69.87%;"></div></div>
DEM MAYES, KRIS	320	30.13%	<div style="width: 30.13%;"><div style="width: 30.13%;"></div></div>
Write-In Totals	0	0.00%	<div style="width: 0.00%;"><div style="width: 0.00%;"></div></div>
Total Votes Cast	1,062	100.00%	<div style="width: 100%;"><div style="width: 100%;"></div></div>

State Treasurer

Vote For 1

	TOTAL	VOTE %	
REP YEE, KIMBERLY	800	75.47%	<div style="width: 75.47%;"><div style="width: 75.47%;"></div></div>
DEM QUEZADA, MARTÍN	260	24.53%	<div style="width: 24.53%;"><div style="width: 24.53%;"></div></div>
Write-In Totals	0	0.00%	<div style="width: 0.00%;"><div style="width: 0.00%;"></div></div>
Total Votes Cast	1,060	100.00%	<div style="width: 100%;"><div style="width: 100%;"></div></div>

Superintendent of Public Instruction

Vote For 1

	TOTAL	VOTE %	
REP HORNE, TOM	740	69.03%	<div style="width: 69.03%;"><div style="width: 69.03%;"></div></div>
DEM HOFFMAN, KATHY	332	30.97%	<div style="width: 30.97%;"><div style="width: 30.97%;"></div></div>
Write-In Totals	0	0.00%	<div style="width: 0.00%;"><div style="width: 0.00%;"></div></div>
Total Votes Cast	1,072	100.00%	<div style="width: 100%;"><div style="width: 100%;"></div></div>

State Mine Inspector

Vote For 1

	TOTAL	VOTE %	
REP MARSH, PAUL	847	99.53%	<div style="width: 99.53%;"><div style="width: 99.53%;"></div></div>
Write-In Totals	4	0.47%	<div style="width: 0.47%;"><div style="width: 0.47%;"></div></div>
Total Votes Cast	851	100.00%	<div style="width: 100%;"><div style="width: 100%;"></div></div>

Corporation Commissioner

Vote For 2

	TOTAL	VOTE %	
REP MYERS, NICHOLAS "NICK"	699	35.70%	<div style="width: 35.70%;"><div style="width: 35.70%;"></div></div>
REP THOMPSON, KEVIN	698	35.65%	<div style="width: 35.65%;"><div style="width: 35.65%;"></div></div>
DEM KENNEDY, SANDRA	303	15.48%	<div style="width: 15.48%;"><div style="width: 15.48%;"></div></div>
DEM KUBY, LAUREN	258	13.18%	<div style="width: 13.18%;"><div style="width: 13.18%;"></div></div>
Write-In Totals	0	0.00%	<div style="width: 0.00%;"><div style="width: 0.00%;"></div></div>
Total Votes Cast	1,958	100.00%	<div style="width: 100%;"><div style="width: 100%;"></div></div>

Payson #8

Board of Supervisors District 1

Vote For 1

	TOTAL	VOTE %	
REP CHRISTENSEN, STEVE	851	99.30%	<div style="width: 99.30%;"></div>
Write-In Totals	6	0.70%	<div style="width: 0.70%;"></div>
Total Votes Cast	857	100.00%	<div style="width: 100%;"></div>

Clerk of the Superior Court

Vote For 1

	TOTAL	VOTE %	
DEM ESCOBEDO, ANITA "ANNIE"	559	96.21%	<div style="width: 96.21%;"></div>
Write-In Totals	22	3.79%	<div style="width: 3.79%;"></div>
Total Votes Cast	581	100.00%	<div style="width: 100%;"></div>

Justice of the Peace Payson Regional

Vote For 1

	TOTAL	VOTE %	
REP GARVIN, DONALD (DONNY)	845	98.83%	<div style="width: 98.83%;"></div>
Write-In Totals	10	1.17%	<div style="width: 1.17%;"></div>
Total Votes Cast	855	100.00%	<div style="width: 100%;"></div>

Constable Payson Regional

Vote For 1

	TOTAL	VOTE %	
REP MCDANIEL, RONNIE	863	99.31%	<div style="width: 99.31%;"></div>
Write-In Totals	6	0.69%	<div style="width: 0.69%;"></div>
Total Votes Cast	869	100.00%	<div style="width: 100%;"></div>

BEENE, JAMES, Supreme Court Justice

Vote For 1

	TOTAL	VOTE %	
Yes	609	78.08%	<div style="width: 78.08%;"></div>
No	171	21.92%	<div style="width: 21.92%;"></div>
Total Votes Cast	780	100.00%	<div style="width: 100%;"></div>

MONTGOMERY, WILLIAM, Supreme Court Justice

Vote For 1

	TOTAL	VOTE %	
Yes	523	64.97%	<div style="width: 64.97%;"></div>
No	282	35.03%	<div style="width: 35.03%;"></div>
Total Votes Cast	805	100.00%	<div style="width: 100%;"></div>

TIMMER, ANN, Supreme Court Justice

Vote For 1

	TOTAL	VOTE %	
Yes	652	80.69%	<div style="width: 80.69%;"></div>
No	156	19.31%	<div style="width: 19.31%;"></div>
Total Votes Cast	808	100.00%	<div style="width: 100%;"></div>

Payson #8

Judge of the Superior Court Div. 2

Vote For 1

	TOTAL	VOTE %	
WRIGHT, TIMOTHY	768	99.35%	<div style="width: 99.35%;"><div style="width: 99.35%;"></div></div>
Write-In Totals	5	0.65%	<div style="width: 0.65%;"><div style="width: 0.65%;"></div></div>
Total Votes Cast	773	100.00%	<div style="width: 100%;"><div style="width: 100%;"></div></div>

Mayor Town of Payson

Vote For 1

	TOTAL	VOTE %	
HIGGINS, CHRIS	509	53.13%	<div style="width: 53.13%;"><div style="width: 53.13%;"></div></div>
MORRISSEY, TOM	446	46.56%	<div style="width: 46.56%;"><div style="width: 46.56%;"></div></div>
Write-In Totals	3	0.31%	<div style="width: 0.31%;"><div style="width: 0.31%;"></div></div>
Total Votes Cast	958	100.00%	<div style="width: 100%;"><div style="width: 100%;"></div></div>

Board Member Payson Unified School District #10

Vote For 2

	TOTAL	VOTE %	
CONLIN, JOANNE	296	20.41%	<div style="width: 20.41%;"><div style="width: 20.41%;"></div></div>
GUERRERO, ELVIA	239	16.48%	<div style="width: 16.48%;"><div style="width: 16.48%;"></div></div>
HEATHER, MICHAEL	240	16.55%	<div style="width: 16.55%;"><div style="width: 16.55%;"></div></div>
TAYLOR, KATY	386	26.62%	<div style="width: 26.62%;"><div style="width: 26.62%;"></div></div>
WARD, SUSAN	283	19.52%	<div style="width: 19.52%;"><div style="width: 19.52%;"></div></div>
Write-In Totals	6	0.41%	<div style="width: 0.41%;"><div style="width: 0.41%;"></div></div>
Total Votes Cast	1,450	100.00%	<div style="width: 100%;"><div style="width: 100%;"></div></div>

PROPOSITION 128

Vote For 1

	TOTAL	VOTE %	
Yes	483	47.59%	<div style="width: 47.59%;"><div style="width: 47.59%;"></div></div>
No	532	52.41%	<div style="width: 52.41%;"><div style="width: 52.41%;"></div></div>
Total Votes Cast	1,015	100.00%	<div style="width: 100%;"><div style="width: 100%;"></div></div>

PROPOSITION 129

Vote For 1

	TOTAL	VOTE %	
Yes	687	67.16%	<div style="width: 67.16%;"><div style="width: 67.16%;"></div></div>
No	336	32.84%	<div style="width: 32.84%;"><div style="width: 32.84%;"></div></div>
Total Votes Cast	1,023	100.00%	<div style="width: 100%;"><div style="width: 100%;"></div></div>

PROPOSITION 130

Vote For 1

	TOTAL	VOTE %	
Yes	691	69.10%	<div style="width: 69.10%;"><div style="width: 69.10%;"></div></div>
No	309	30.90%	<div style="width: 30.90%;"><div style="width: 30.90%;"></div></div>
Total Votes Cast	1,000	100.00%	<div style="width: 100%;"><div style="width: 100%;"></div></div>

Payson #8

PROPOSITION 131

Vote For 1

	TOTAL	VOTE %	
Yes	615	61.56%	<div style="width: 61.56%;"><div style="width: 61.56%;"></div></div>
No	384	38.44%	<div style="width: 38.44%;"><div style="width: 38.44%;"></div></div>
Total Votes Cast	999	100.00%	<div style="width: 100%;"><div style="width: 100%;"></div></div>

PROPOSITION 132

Vote For 1

	TOTAL	VOTE %	
Yes	648	64.22%	<div style="width: 64.22%;"><div style="width: 64.22%;"></div></div>
No	361	35.78%	<div style="width: 35.78%;"><div style="width: 35.78%;"></div></div>
Total Votes Cast	1,009	100.00%	<div style="width: 100%;"><div style="width: 100%;"></div></div>

PROPOSITION 209

Vote For 1

	TOTAL	VOTE %	
Yes	663	65.13%	<div style="width: 65.13%;"><div style="width: 65.13%;"></div></div>
No	355	34.87%	<div style="width: 34.87%;"><div style="width: 34.87%;"></div></div>
Total Votes Cast	1,018	100.00%	<div style="width: 100%;"><div style="width: 100%;"></div></div>

PROPOSITION 211

Vote For 1

	TOTAL	VOTE %	
Yes	690	68.66%	<div style="width: 68.66%;"><div style="width: 68.66%;"></div></div>
No	315	31.34%	<div style="width: 31.34%;"><div style="width: 31.34%;"></div></div>
Total Votes Cast	1,005	100.00%	<div style="width: 100%;"><div style="width: 100%;"></div></div>

PROPOSITION 308

Vote For 1

	TOTAL	VOTE %	
Yes	351	34.21%	<div style="width: 34.21%;"><div style="width: 34.21%;"></div></div>
No	675	65.79%	<div style="width: 65.79%;"><div style="width: 65.79%;"></div></div>
Total Votes Cast	1,026	100.00%	<div style="width: 100%;"><div style="width: 100%;"></div></div>

PROPOSITION 309

Vote For 1

	TOTAL	VOTE %	
Yes	679	66.63%	<div style="width: 66.63%;"><div style="width: 66.63%;"></div></div>
No	340	33.37%	<div style="width: 33.37%;"><div style="width: 33.37%;"></div></div>
Total Votes Cast	1,019	100.00%	<div style="width: 100%;"><div style="width: 100%;"></div></div>

PROPOSITION 310

Vote For 1

	TOTAL	VOTE %	
Yes	485	47.83%	<div style="width: 47.83%;"><div style="width: 47.83%;"></div></div>
No	529	52.17%	<div style="width: 52.17%;"><div style="width: 52.17%;"></div></div>
Total Votes Cast	1,014	100.00%	<div style="width: 100%;"><div style="width: 100%;"></div></div>

Star Valley

Statistics

	TOTAL
Registered Voters - Total	2,509
Ballots Cast - Total	1,986
Voter Turnout - Total	79.16%

U.S. Senator

Vote For 1

	TOTAL	VOTE %	
REP MASTERS, BLAKE	1,438	72.88%	<div><div style="width: 72.88%;"></div></div>
DEM KELLY, MARK	504	25.54%	<div><div style="width: 25.54%;"></div></div>
LBT VICTOR, MARC J.	30	1.52%	<div><div style="width: 1.52%;"></div></div>
Write-In Totals	1	0.05%	<div><div style="width: 0.05%;"></div></div>
Total Votes Cast	1,973	100.00%	<div><div style="width: 100%;"></div></div>

U.S. Representative in Congress District 2

Vote For 1

	TOTAL	VOTE %	
REP CRANE, ELI	1,450	74.28%	<div><div style="width: 74.28%;"></div></div>
DEM O'HALLERAN, TOM	501	25.67%	<div><div style="width: 25.67%;"></div></div>
Write-In Totals	1	0.05%	<div><div style="width: 0.05%;"></div></div>
Total Votes Cast	1,952	100.00%	<div><div style="width: 100%;"></div></div>

Governor

Vote For 1

	TOTAL	VOTE %	
REP LAKE, KARI	1,471	74.94%	<div><div style="width: 74.94%;"></div></div>
DEM HOBBS, KATIE	490	24.96%	<div><div style="width: 24.96%;"></div></div>
Write-In Totals	2	0.10%	<div><div style="width: 0.10%;"></div></div>
Total Votes Cast	1,963	100.00%	<div><div style="width: 100%;"></div></div>

State Senator District 7

Vote For 1

	TOTAL	VOTE %	
REP ROGERS, WENDY	1,454	74.91%	<div><div style="width: 74.91%;"></div></div>
DEM NITSCHKE, KYLE	485	24.99%	<div><div style="width: 24.99%;"></div></div>
Write-In Totals	2	0.10%	<div><div style="width: 0.10%;"></div></div>
Total Votes Cast	1,941	100.00%	<div><div style="width: 100%;"></div></div>

State Representative District 7

Vote For 2

	TOTAL	VOTE %	
REP COOK, DAVID	1,426	55.12%	<div><div style="width: 55.12%;"></div></div>
REP MARSHALL SR., DAVID	1,137	43.95%	<div><div style="width: 43.95%;"></div></div>
Write-In Totals	24	0.93%	<div><div style="width: 0.93%;"></div></div>
Total Votes Cast	2,587	100.00%	<div><div style="width: 100%;"></div></div>

Star Valley

Secretary of State

Vote For 1

	TOTAL	VOTE %	
REP FINCHEM, MARK	1,425	73.34%	<div style="width: 73.34%;"><div style="width: 73.34%;"></div></div>
DEM FONTES, ADRIAN	518	26.66%	<div style="width: 26.66%;"><div style="width: 26.66%;"></div></div>
Write-In Totals	0	0.00%	<div style="width: 0%;"><div style="width: 0%;"></div></div>
Total Votes Cast	1,943	100.00%	<div style="width: 100%;"><div style="width: 100%;"></div></div>

Attorney General

Vote For 1

	TOTAL	VOTE %	
REP HAMADEH, ABRAHAM "ABE"	1,460	75.49%	<div style="width: 75.49%;"><div style="width: 75.49%;"></div></div>
DEM MAYES, KRIS	474	24.51%	<div style="width: 24.51%;"><div style="width: 24.51%;"></div></div>
Write-In Totals	0	0.00%	<div style="width: 0%;"><div style="width: 0%;"></div></div>
Total Votes Cast	1,934	100.00%	<div style="width: 100%;"><div style="width: 100%;"></div></div>

State Treasurer

Vote For 1

	TOTAL	VOTE %	
REP YEE, KIMBERLY	1,538	79.61%	<div style="width: 79.61%;"><div style="width: 79.61%;"></div></div>
DEM QUEZADA, MARTÍN	394	20.39%	<div style="width: 20.39%;"><div style="width: 20.39%;"></div></div>
Write-In Totals	0	0.00%	<div style="width: 0%;"><div style="width: 0%;"></div></div>
Total Votes Cast	1,932	100.00%	<div style="width: 100%;"><div style="width: 100%;"></div></div>

Superintendent of Public Instruction

Vote For 1

	TOTAL	VOTE %	
REP HORNE, TOM	1,455	75.23%	<div style="width: 75.23%;"><div style="width: 75.23%;"></div></div>
DEM HOFFMAN, KATHY	479	24.77%	<div style="width: 24.77%;"><div style="width: 24.77%;"></div></div>
Write-In Totals	0	0.00%	<div style="width: 0%;"><div style="width: 0%;"></div></div>
Total Votes Cast	1,934	100.00%	<div style="width: 100%;"><div style="width: 100%;"></div></div>

State Mine Inspector

Vote For 1

	TOTAL	VOTE %	
REP MARSH, PAUL	1,598	99.01%	<div style="width: 99.01%;"><div style="width: 99.01%;"></div></div>
Write-In Totals	16	0.99%	<div style="width: 0.99%;"><div style="width: 0.99%;"></div></div>
Total Votes Cast	1,614	100.00%	<div style="width: 100%;"><div style="width: 100%;"></div></div>

Corporation Commissioner

Vote For 2

	TOTAL	VOTE %	
REP MYERS, NICHOLAS "NICK"	1,380	38.58%	<div style="width: 38.58%;"><div style="width: 38.58%;"></div></div>
REP THOMPSON, KEVIN	1,341	37.49%	<div style="width: 37.49%;"><div style="width: 37.49%;"></div></div>
DEM KENNEDY, SANDRA	446	12.47%	<div style="width: 12.47%;"><div style="width: 12.47%;"></div></div>
DEM KUBY, LAUREN	410	11.46%	<div style="width: 11.46%;"><div style="width: 11.46%;"></div></div>
Write-In Totals	0	0.00%	<div style="width: 0%;"><div style="width: 0%;"></div></div>
Total Votes Cast	3,577	100.00%	<div style="width: 100%;"><div style="width: 100%;"></div></div>

Star Valley

Clerk of the Superior Court

Vote For 1

	TOTAL	VOTE %	
DEM ESCOBEDO, ANITA "ANNIE"	873	93.37%	<div><div style="width: 93.37%;"></div></div>
Write-In Totals	62	6.63%	<div><div style="width: 6.63%;"></div></div>
Total Votes Cast	935	100.00%	<div><div style="width: 100%;"></div></div>

Justice of the Peace Payson Regional

Vote For 1

	TOTAL	VOTE %	
REP GARVIN, DONALD (DONNY)	1,614	99.38%	<div><div style="width: 99.38%;"></div></div>
Write-In Totals	10	0.62%	<div><div style="width: 0.62%;"></div></div>
Total Votes Cast	1,624	100.00%	<div><div style="width: 100%;"></div></div>

Constable Payson Regional

Vote For 1

	TOTAL	VOTE %	
REP MCDANIEL, RONNIE	1,606	99.32%	<div><div style="width: 99.32%;"></div></div>
Write-In Totals	11	0.68%	<div><div style="width: 0.68%;"></div></div>
Total Votes Cast	1,617	100.00%	<div><div style="width: 100%;"></div></div>

BEENE, JAMES, Supreme Court Justice

Vote For 1

	TOTAL	VOTE %	
Yes	1,197	83.41%	<div><div style="width: 83.41%;"></div></div>
No	238	16.59%	<div><div style="width: 16.59%;"></div></div>
Total Votes Cast	1,435	100.00%	<div><div style="width: 100%;"></div></div>

MONTGOMERY, WILLIAM, Supreme Court Justice

Vote For 1

	TOTAL	VOTE %	
Yes	1,028	70.56%	<div><div style="width: 70.56%;"></div></div>
No	429	29.44%	<div><div style="width: 29.44%;"></div></div>
Total Votes Cast	1,457	100.00%	<div><div style="width: 100%;"></div></div>

TIMMER, ANN, Supreme Court Justice

Vote For 1

	TOTAL	VOTE %	
Yes	1,210	82.88%	<div><div style="width: 82.88%;"></div></div>
No	250	17.12%	<div><div style="width: 17.12%;"></div></div>
Total Votes Cast	1,460	100.00%	<div><div style="width: 100%;"></div></div>

Judge of the Superior Court Div. 2

Vote For 1

	TOTAL	VOTE %	
WRIGHT, TIMOTHY	1,373	98.64%	<div><div style="width: 98.64%;"></div></div>
Write-In Totals	19	1.36%	<div><div style="width: 1.36%;"></div></div>
Total Votes Cast	1,392	100.00%	<div><div style="width: 100%;"></div></div>

Star Valley

Mayor Town of Payson

Vote For 1

	TOTAL	VOTE %	
HIGGINS, CHRIS	327	49.92%	<div style="width: 49.92%;"></div>
MORRISSEY, TOM	324	49.47%	<div style="width: 49.47%;"></div>
Write-In Totals	4	0.61%	<div style="width: 0.61%;"></div>
Total Votes Cast	655	100.00%	<div style="width: 100%;"></div>

Board Member Payson Unified School District #10

Vote For 2

	TOTAL	VOTE %	
CONLIN, JOANNE	487	19.10%	<div style="width: 19.10%;"></div>
GUERRERO, ELVIA	372	14.59%	<div style="width: 14.59%;"></div>
HEATHER, MICHAEL	396	15.53%	<div style="width: 15.53%;"></div>
TAYLOR, KATY	716	28.08%	<div style="width: 28.08%;"></div>
WARD, SUSAN	570	22.35%	<div style="width: 22.35%;"></div>
Write-In Totals	9	0.35%	<div style="width: 0.35%;"></div>
Total Votes Cast	2,550	100.00%	<div style="width: 100%;"></div>

Board Member Young Public School District #5

Vote For 2

	TOTAL	VOTE %	
BELL, DEAN	0		<div style="width: 0%;"></div>
Write-In Totals	0		<div style="width: 0%;"></div>
Total Votes Cast	0		<div style="width: 0%;"></div>

PROPOSITION 128

Vote For 1

	TOTAL	VOTE %	
Yes	884	48.25%	<div style="width: 48.25%;"></div>
No	948	51.75%	<div style="width: 51.75%;"></div>
Total Votes Cast	1,832	100.00%	<div style="width: 100%;"></div>

PROPOSITION 129

Vote For 1

	TOTAL	VOTE %	
Yes	1,298	70.31%	<div style="width: 70.31%;"></div>
No	548	29.69%	<div style="width: 29.69%;"></div>
Total Votes Cast	1,846	100.00%	<div style="width: 100%;"></div>

PROPOSITION 130

Vote For 1

	TOTAL	VOTE %	
Yes	1,214	66.92%	<div style="width: 66.92%;"></div>
No	600	33.08%	<div style="width: 33.08%;"></div>
Total Votes Cast	1,814	100.00%	<div style="width: 100%;"></div>

Star Valley

PROPOSITION 131

Vote For 1

	TOTAL	VOTE %	
Yes	1,148	62.43%	<div style="width: 62.43%;"><div style="width: 62.43%;"></div></div>
No	691	37.57%	<div style="width: 37.57%;"><div style="width: 37.57%;"></div></div>
Total Votes Cast	1,839	100.00%	<div style="width: 100%;"><div style="width: 100%;"></div></div>

PROPOSITION 132

Vote For 1

	TOTAL	VOTE %	
Yes	1,258	67.96%	<div style="width: 67.96%;"><div style="width: 67.96%;"></div></div>
No	593	32.04%	<div style="width: 32.04%;"><div style="width: 32.04%;"></div></div>
Total Votes Cast	1,851	100.00%	<div style="width: 100%;"><div style="width: 100%;"></div></div>

PROPOSITION 209

Vote For 1

	TOTAL	VOTE %	
Yes	1,136	61.37%	<div style="width: 61.37%;"><div style="width: 61.37%;"></div></div>
No	715	38.63%	<div style="width: 38.63%;"><div style="width: 38.63%;"></div></div>
Total Votes Cast	1,851	100.00%	<div style="width: 100%;"><div style="width: 100%;"></div></div>

PROPOSITION 211

Vote For 1

	TOTAL	VOTE %	
Yes	1,212	66.59%	<div style="width: 66.59%;"><div style="width: 66.59%;"></div></div>
No	608	33.41%	<div style="width: 33.41%;"><div style="width: 33.41%;"></div></div>
Total Votes Cast	1,820	100.00%	<div style="width: 100%;"><div style="width: 100%;"></div></div>

PROPOSITION 308

Vote For 1

	TOTAL	VOTE %	
Yes	573	30.67%	<div style="width: 30.67%;"><div style="width: 30.67%;"></div></div>
No	1,295	69.33%	<div style="width: 69.33%;"><div style="width: 69.33%;"></div></div>
Total Votes Cast	1,868	100.00%	<div style="width: 100%;"><div style="width: 100%;"></div></div>

PROPOSITION 309

Vote For 1

	TOTAL	VOTE %	
Yes	1,334	71.18%	<div style="width: 71.18%;"><div style="width: 71.18%;"></div></div>
No	540	28.82%	<div style="width: 28.82%;"><div style="width: 28.82%;"></div></div>
Total Votes Cast	1,874	100.00%	<div style="width: 100%;"><div style="width: 100%;"></div></div>

PROPOSITION 310

Vote For 1

	TOTAL	VOTE %	
Yes	869	46.27%	<div style="width: 46.27%;"><div style="width: 46.27%;"></div></div>
No	1,009	53.73%	<div style="width: 53.73%;"><div style="width: 53.73%;"></div></div>
Total Votes Cast	1,878	100.00%	<div style="width: 100%;"><div style="width: 100%;"></div></div>

Copper Basin

Statistics

	TOTAL
Registered Voters - Total	646
Ballots Cast - Total	365
Voter Turnout - Total	56.50%

U.S. Senator

Vote For 1

	TOTAL	VOTE %	
REP MASTERS, BLAKE	104	28.65%	
DEM KELLY, MARK	255	70.25%	
LBT VICTOR, MARC J.	4	1.10%	
Write-In Totals	0	0.00%	
Total Votes Cast	363	100.00%	

U.S. Representative in Congress District 2

Vote For 1

	TOTAL	VOTE %	
REP CRANE, ELI	111	30.66%	
DEM O'HALLERAN, TOM	250	69.06%	
Write-In Totals	1	0.28%	
Total Votes Cast	362	100.00%	

Governor

Vote For 1

	TOTAL	VOTE %	
REP LAKE, KARI	119	32.96%	
DEM HOBBS, KATIE	242	67.04%	
Write-In Totals	0	0.00%	
Total Votes Cast	361	100.00%	

State Senator District 7

Vote For 1

	TOTAL	VOTE %	
REP ROGERS, WENDY	121	33.61%	
DEM NITSCHKE, KYLE	237	65.83%	
Write-In Totals	2	0.56%	
Total Votes Cast	360	100.00%	

State Representative District 7

Vote For 2

	TOTAL	VOTE %	
REP COOK, DAVID	186	53.14%	
REP MARSHALL SR., DAVID	155	44.29%	
Write-In Totals	9	2.57%	
Total Votes Cast	350	100.00%	

Copper Basin

Secretary of State

Vote For 1

	TOTAL	VOTE %	
REP FINCHEM, MARK	107	29.64%	<div style="width: 29.64%;"></div>
DEM FONTES, ADRIAN	254	70.36%	<div style="width: 70.36%;"></div>
Write-In Totals	0	0.00%	<div style="width: 0%;"></div>
Total Votes Cast	361	100.00%	<div style="width: 100%;"></div>

Attorney General

Vote For 1

	TOTAL	VOTE %	
REP HAMADEH, ABRAHAM "ABE"	109	30.19%	<div style="width: 30.19%;"></div>
DEM MAYES, KRIS	251	69.53%	<div style="width: 69.53%;"></div>
Write-In Totals	1	0.28%	<div style="width: 0.28%;"></div>
Total Votes Cast	361	100.00%	<div style="width: 100%;"></div>

State Treasurer

Vote For 1

	TOTAL	VOTE %	
REP YEE, KIMBERLY	120	33.15%	<div style="width: 33.15%;"></div>
DEM QUEZADA, MARTÍN	242	66.85%	<div style="width: 66.85%;"></div>
Write-In Totals	0	0.00%	<div style="width: 0%;"></div>
Total Votes Cast	362	100.00%	<div style="width: 100%;"></div>

Superintendent of Public Instruction

Vote For 1

	TOTAL	VOTE %	
REP HORNE, TOM	123	33.88%	<div style="width: 33.88%;"></div>
DEM HOFFMAN, KATHY	240	66.12%	<div style="width: 66.12%;"></div>
Write-In Totals	0	0.00%	<div style="width: 0%;"></div>
Total Votes Cast	363	100.00%	<div style="width: 100%;"></div>

State Mine Inspector

Vote For 1

	TOTAL	VOTE %	
REP MARSH, PAUL	222	95.69%	<div style="width: 95.69%;"></div>
Write-In Totals	10	4.31%	<div style="width: 4.31%;"></div>
Total Votes Cast	232	100.00%	<div style="width: 100%;"></div>

Corporation Commissioner

Vote For 2

	TOTAL	VOTE %	
REP MYERS, NICHOLAS "NICK"	107	15.92%	<div style="width: 15.92%;"></div>
REP THOMPSON, KEVIN	112	16.67%	<div style="width: 16.67%;"></div>
DEM KENNEDY, SANDRA	232	34.52%	<div style="width: 34.52%;"></div>
DEM KUBY, LAUREN	221	32.89%	<div style="width: 32.89%;"></div>
Write-In Totals	0	0.00%	<div style="width: 0%;"></div>
Total Votes Cast	672	100.00%	<div style="width: 100%;"></div>

Copper Basin

Clerk of the Superior Court

Vote For 1

	TOTAL	VOTE %	
DEM ESCOBEDO, ANITA "ANNIE"	295	98.66%	<div style="width: 98.66%;"></div>
Write-In Totals	4	1.34%	<div style="width: 1.34%;"></div>
Total Votes Cast	299	100.00%	<div style="width: 100%;"></div>

Justice of the Peace Globe Regional

Vote For 1

	TOTAL	VOTE %	
DEM REARDON, JORDAN	288	98.29%	<div style="width: 98.29%;"></div>
Write-In Totals	5	1.71%	<div style="width: 1.71%;"></div>
Total Votes Cast	293	100.00%	<div style="width: 100%;"></div>

Constable Globe Regional

Vote For 1

	TOTAL	VOTE %	
DEM MANCHA, RUBEN	296	98.01%	<div style="width: 98.01%;"></div>
Write-In Totals	6	1.99%	<div style="width: 1.99%;"></div>
Total Votes Cast	302	100.00%	<div style="width: 100%;"></div>

BEENE, JAMES, Supreme Court Justice

Vote For 1

	TOTAL	VOTE %	
Yes	222	73.75%	<div style="width: 73.75%;"></div>
No	79	26.25%	<div style="width: 26.25%;"></div>
Total Votes Cast	301	100.00%	<div style="width: 100%;"></div>

MONTGOMERY, WILLIAM, Supreme Court Justice

Vote For 1

	TOTAL	VOTE %	
Yes	197	62.74%	<div style="width: 62.74%;"></div>
No	117	37.26%	<div style="width: 37.26%;"></div>
Total Votes Cast	314	100.00%	<div style="width: 100%;"></div>

TIMMER, ANN, Supreme Court Justice

Vote For 1

	TOTAL	VOTE %	
Yes	255	79.94%	<div style="width: 79.94%;"></div>
No	64	20.06%	<div style="width: 20.06%;"></div>
Total Votes Cast	319	100.00%	<div style="width: 100%;"></div>

Judge of the Superior Court Div. 2




Vote For 1

	TOTAL	VOTE %	
WRIGHT, TIMOTHY	257	98.47%	<div style="width: 98.47%;"></div>
Write-In Totals	4	1.53%	<div style="width: 1.53%;"></div>
Total Votes Cast	261	100.00%	<div style="width: 100%;"></div>

Copper Basin




PROPOSITION 128

Vote For 1

	TOTAL	VOTE %	
Yes	63	18.16%	
No	284	81.84%	
Total Votes Cast	347	100.00%	




PROPOSITION 129

Vote For 1

	TOTAL	VOTE %	
Yes	143	41.94%	
No	198	58.06%	
Total Votes Cast	341	100.00%	




PROPOSITION 130

Vote For 1

	TOTAL	VOTE %	
Yes	177	51.60%	
No	166	48.40%	
Total Votes Cast	343	100.00%	


PROPOSITION 131

Vote For 1

	TOTAL	VOTE %	
Yes	106	30.46%	
No	242	69.54%	
Total Votes Cast	348	100.00%	

PROPOSITION 132

Vote For 1

	TOTAL	VOTE %	
Yes	130	37.57%	
No	216	62.43%	
Total Votes Cast	346	100.00%	


PROPOSITION 209

Vote For 1

	TOTAL	VOTE %	
Yes	286	81.71%	
No	64	18.29%	
Total Votes Cast	350	100.00%	

PROPOSITION 211


Vote For 1

	TOTAL	VOTE %	
Yes	265	77.03%	
No	79	22.97%	
Total Votes Cast	344	100.00%	

Copper Basin


PROPOSITION 308

Vote For 1

	TOTAL	VOTE %	
Yes	223	62.99%	
No	131	37.01%	
Total Votes Cast	354	100.00%	




PROPOSITION 309

Vote For 1

	TOTAL	VOTE %	
Yes	132	37.93%	
No	216	62.07%	
Total Votes Cast	348	100.00%	

PROPOSITION 310

Vote For 1

	TOTAL	VOTE %	
Yes	208	59.60%	
No	141	40.40%	
Total Votes Cast	349	100.00%	

Gisela

Statistics

	TOTAL
Registered Voters - Total	589
Ballots Cast - Total	379
Voter Turnout - Total	64.35%

U.S. Senator

Vote For 1

	TOTAL	VOTE %	
REP MASTERS, BLAKE	261	69.41%	<div style="width: 69.41%;"><div style="width: 69.41%;"></div></div>
DEM KELLY, MARK	100	26.60%	<div style="width: 26.60%;"><div style="width: 26.60%;"></div></div>
LBT VICTOR, MARC J.	15	3.99%	<div style="width: 3.99%;"><div style="width: 3.99%;"></div></div>
Write-In Totals	0	0.00%	<div style="width: 0%;"><div style="width: 0%;"></div></div>
Total Votes Cast	376	100.00%	<div style="width: 100%;"><div style="width: 100%;"></div></div>

U.S. Representative in Congress District 2

Vote For 1

	TOTAL	VOTE %	
REP CRANE, ELI	275	73.73%	<div style="width: 73.73%;"><div style="width: 73.73%;"></div></div>
DEM O'HALLERAN, TOM	98	26.27%	<div style="width: 26.27%;"><div style="width: 26.27%;"></div></div>
Write-In Totals	0	0.00%	<div style="width: 0%;"><div style="width: 0%;"></div></div>
Total Votes Cast	373	100.00%	<div style="width: 100%;"><div style="width: 100%;"></div></div>

Governor

Vote For 1

	TOTAL	VOTE %	
REP LAKE, KARI	274	72.87%	<div style="width: 72.87%;"><div style="width: 72.87%;"></div></div>
DEM HOBBS, KATIE	99	26.33%	<div style="width: 26.33%;"><div style="width: 26.33%;"></div></div>
Write-In Totals	3	0.80%	<div style="width: 0.80%;"><div style="width: 0.80%;"></div></div>
Total Votes Cast	376	100.00%	<div style="width: 100%;"><div style="width: 100%;"></div></div>

State Senator District 7

Vote For 1

	TOTAL	VOTE %	
REP ROGERS, WENDY	276	73.60%	<div style="width: 73.60%;"><div style="width: 73.60%;"></div></div>
DEM NITSCHKE, KYLE	98	26.13%	<div style="width: 26.13%;"><div style="width: 26.13%;"></div></div>
Write-In Totals	1	0.27%	<div style="width: 0.27%;"><div style="width: 0.27%;"></div></div>
Total Votes Cast	375	100.00%	<div style="width: 100%;"><div style="width: 100%;"></div></div>

State Representative District 7

Vote For 2

	TOTAL	VOTE %	
REP COOK, DAVID	280	53.44%	<div style="width: 53.44%;"><div style="width: 53.44%;"></div></div>
REP MARSHALL SR., DAVID	236	45.04%	<div style="width: 45.04%;"><div style="width: 45.04%;"></div></div>
Write-In Totals	8	1.53%	<div style="width: 1.53%;"><div style="width: 1.53%;"></div></div>
Total Votes Cast	524	100.00%	<div style="width: 100%;"><div style="width: 100%;"></div></div>

Gisela

Secretary of State

Vote For 1

	TOTAL	VOTE %	
REP FINCHEM, MARK	265	71.62%	<div style="width: 71.62%;"><div style="width: 71.62%;"></div></div>
DEM FONTES, ADRIAN	104	28.11%	<div style="width: 28.11%;"><div style="width: 28.11%;"></div></div>
Write-In Totals	1	0.27%	<div style="width: 0.27%;"><div style="width: 0.27%;"></div></div>
Total Votes Cast	370	100.00%	<div style="width: 100%;"><div style="width: 100%;"></div></div>

Attorney General

Vote For 1

	TOTAL	VOTE %	
REP HAMADEH, ABRAHAM "ABE"	276	74.39%	<div style="width: 74.39%;"><div style="width: 74.39%;"></div></div>
DEM MAYES, KRIS	95	25.61%	<div style="width: 25.61%;"><div style="width: 25.61%;"></div></div>
Write-In Totals	0	0.00%	<div style="width: 0.00%;"><div style="width: 0.00%;"></div></div>
Total Votes Cast	371	100.00%	<div style="width: 100%;"><div style="width: 100%;"></div></div>

State Treasurer

Vote For 1

	TOTAL	VOTE %	
REP YEE, KIMBERLY	284	76.76%	<div style="width: 76.76%;"><div style="width: 76.76%;"></div></div>
DEM QUEZADA, MARTÍN	86	23.24%	<div style="width: 23.24%;"><div style="width: 23.24%;"></div></div>
Write-In Totals	0	0.00%	<div style="width: 0.00%;"><div style="width: 0.00%;"></div></div>
Total Votes Cast	370	100.00%	<div style="width: 100%;"><div style="width: 100%;"></div></div>

Superintendent of Public Instruction

Vote For 1

	TOTAL	VOTE %	
REP HORNE, TOM	273	72.80%	<div style="width: 72.80%;"><div style="width: 72.80%;"></div></div>
DEM HOFFMAN, KATHY	101	26.93%	<div style="width: 26.93%;"><div style="width: 26.93%;"></div></div>
Write-In Totals	1	0.27%	<div style="width: 0.27%;"><div style="width: 0.27%;"></div></div>
Total Votes Cast	375	100.00%	<div style="width: 100%;"><div style="width: 100%;"></div></div>

State Mine Inspector

Vote For 1

	TOTAL	VOTE %	
REP MARSH, PAUL	311	99.04%	<div style="width: 99.04%;"><div style="width: 99.04%;"></div></div>
Write-In Totals	3	0.96%	<div style="width: 0.96%;"><div style="width: 0.96%;"></div></div>
Total Votes Cast	314	100.00%	<div style="width: 100%;"><div style="width: 100%;"></div></div>

Corporation Commissioner

Vote For 2

	TOTAL	VOTE %	
REP MYERS, NICHOLAS "NICK"	256	37.10%	<div style="width: 37.10%;"><div style="width: 37.10%;"></div></div>
REP THOMPSON, KEVIN	248	35.94%	<div style="width: 35.94%;"><div style="width: 35.94%;"></div></div>
DEM KENNEDY, SANDRA	99	14.35%	<div style="width: 14.35%;"><div style="width: 14.35%;"></div></div>
DEM KUBY, LAUREN	87	12.61%	<div style="width: 12.61%;"><div style="width: 12.61%;"></div></div>
Write-In Totals	0	0.00%	<div style="width: 0.00%;"><div style="width: 0.00%;"></div></div>
Total Votes Cast	690	100.00%	<div style="width: 100%;"><div style="width: 100%;"></div></div>

Gisela

Clerk of the Superior Court

Vote For 1

	TOTAL	VOTE %	
DEM ESCOBEDO, ANITA "ANNIE"	200	91.32%	<div><div style="width: 91.32%;"></div></div>
Write-In Totals	19	8.68%	<div><div style="width: 8.68%;"></div></div>
Total Votes Cast	219	100.00%	<div><div style="width: 100%;"></div></div>

Justice of the Peace Payson Regional

Vote For 1

	TOTAL	VOTE %	
REP GARVIN, DONALD (DONNY)	319	99.07%	<div><div style="width: 99.07%;"></div></div>
Write-In Totals	3	0.93%	<div><div style="width: 0.93%;"></div></div>
Total Votes Cast	322	100.00%	<div><div style="width: 100%;"></div></div>

Constable Payson Regional

Vote For 1

	TOTAL	VOTE %	
REP MCDANIEL, RONNIE	318	99.38%	<div><div style="width: 99.38%;"></div></div>
Write-In Totals	2	0.62%	<div><div style="width: 0.62%;"></div></div>
Total Votes Cast	320	100.00%	<div><div style="width: 100%;"></div></div>

BEENE, JAMES, Supreme Court Justice

Vote For 1

	TOTAL	VOTE %	
Yes	235	77.56%	<div><div style="width: 77.56%;"></div></div>
No	68	22.44%	<div><div style="width: 22.44%;"></div></div>
Total Votes Cast	303	100.00%	<div><div style="width: 100%;"></div></div>

MONTGOMERY, WILLIAM, Supreme Court Justice

Vote For 1

	TOTAL	VOTE %	
Yes	213	68.49%	<div><div style="width: 68.49%;"></div></div>
No	98	31.51%	<div><div style="width: 31.51%;"></div></div>
Total Votes Cast	311	100.00%	<div><div style="width: 100%;"></div></div>

TIMMER, ANN, Supreme Court Justice

Vote For 1

	TOTAL	VOTE %	
Yes	240	77.92%	<div><div style="width: 77.92%;"></div></div>
No	68	22.08%	<div><div style="width: 22.08%;"></div></div>
Total Votes Cast	308	100.00%	<div><div style="width: 100%;"></div></div>

Judge of the Superior Court Div. 2

Vote For 1

	TOTAL	VOTE %	
WRIGHT, TIMOTHY	272	98.55%	<div><div style="width: 98.55%;"></div></div>
Write-In Totals	4	1.45%	<div><div style="width: 1.45%;"></div></div>
Total Votes Cast	276	100.00%	<div><div style="width: 100%;"></div></div>

Gisela

Board Member Payson Unified School District #10

Vote For 2

	TOTAL	VOTE %	
CONLIN, JOANNE	86	17.34%	<div style="width: 17.34%;"></div>
GUERRERO, ELVIA	64	12.90%	<div style="width: 12.90%;"></div>
HEATHER, MICHAEL	83	16.73%	<div style="width: 16.73%;"></div>
TAYLOR, KATY	138	27.82%	<div style="width: 27.82%;"></div>
WARD, SUSAN	122	24.60%	<div style="width: 24.60%;"></div>
Write-In Totals	3	0.60%	<div style="width: 0.60%;"></div>
Total Votes Cast	496	100.00%	<div style="width: 100%;"></div>

Board Member Young Public School District #5

Vote For 2

	TOTAL	VOTE %	
BELL, DEAN	0		
Write-In Totals	0		
Total Votes Cast	0		

PROPOSITION 128

Vote For 1

	TOTAL	VOTE %	
Yes	120	33.06%	<div style="width: 33.06%;"></div>
No	243	66.94%	<div style="width: 66.94%;"></div>
Total Votes Cast	363	100.00%	<div style="width: 100%;"></div>

PROPOSITION 129

Vote For 1

	TOTAL	VOTE %	
Yes	227	63.59%	<div style="width: 63.59%;"></div>
No	130	36.41%	<div style="width: 36.41%;"></div>
Total Votes Cast	357	100.00%	<div style="width: 100%;"></div>

PROPOSITION 130

Vote For 1

	TOTAL	VOTE %	
Yes	233	64.54%	<div style="width: 64.54%;"></div>
No	128	35.46%	<div style="width: 35.46%;"></div>
Total Votes Cast	361	100.00%	<div style="width: 100%;"></div>

PROPOSITION 131


Vote For 1

	TOTAL	VOTE %	
Yes	192	53.19%	<div style="width: 53.19%;"></div>
No	169	46.81%	<div style="width: 46.81%;"></div>
Total Votes Cast	361	100.00%	<div style="width: 100%;"></div>

Gisela


PROPOSITION 132

Vote For 1

	TOTAL	VOTE %	
Yes	204	56.82%	
No	155	43.18%	
Total Votes Cast	359	100.00%	




PROPOSITION 209

Vote For 1

	TOTAL	VOTE %	
Yes	262	72.38%	
No	100	27.62%	
Total Votes Cast	362	100.00%	


PROPOSITION 211

Vote For 1

	TOTAL	VOTE %	
Yes	249	69.17%	
No	111	30.83%	
Total Votes Cast	360	100.00%	


PROPOSITION 308

Vote For 1

	TOTAL	VOTE %	
Yes	111	30.08%	
No	258	69.92%	
Total Votes Cast	369	100.00%	



PROPOSITION 309

Vote For 1

	TOTAL	VOTE %	
Yes	244	66.30%	
No	124	33.70%	
Total Votes Cast	368	100.00%	

PROPOSITION 310

Vote For 1

	TOTAL	VOTE %	
Yes	145	39.84%	
No	219	60.16%	
Total Votes Cast	364	100.00%	

Pine-Strawberry East

Statistics

	TOTAL
Registered Voters - Total	648
Ballots Cast - Total	542
Voter Turnout - Total	83.64%

U.S. Senator

Vote For 1

	TOTAL	VOTE %
REP MASTERS, BLAKE	358	66.67%
DEM KELLY, MARK	166	30.91%
LBT VICTOR, MARC J.	11	2.05%
Write-In Totals	2	0.37%
Total Votes Cast	537	100.00%

U.S. Representative in Congress District 2

Vote For 1

	TOTAL	VOTE %
REP CRANE, ELI	377	71.00%
DEM O'HALLERAN, TOM	152	28.63%
Write-In Totals	2	0.38%
Total Votes Cast	531	100.00%

Governor

Vote For 1

	TOTAL	VOTE %
REP LAKE, KARI	379	70.97%
DEM HOBBS, KATIE	153	28.65%
Write-In Totals	2	0.37%
Total Votes Cast	534	100.00%

State Senator District 7

Vote For 1

	TOTAL	VOTE %
REP ROGERS, WENDY	377	71.40%
DEM NITSCHKE, KYLE	148	28.03%
Write-In Totals	3	0.57%
Total Votes Cast	528	100.00%

State Representative District 7

Vote For 2

	TOTAL	VOTE %
REP COOK, DAVID	333	47.64%
REP MARSHALL SR., DAVID	354	50.64%
Write-In Totals	12	1.72%
Total Votes Cast	699	100.00%

Pine-Strawberry East

Secretary of State

Vote For 1

	TOTAL	VOTE %	
REP FINCHEM, MARK	353	66.60%	<div style="width: 66.60%;"><div style="width: 66.60%;"></div></div>
DEM FONTES, ADRIAN	176	33.21%	<div style="width: 33.21%;"><div style="width: 33.21%;"></div></div>
Write-In Totals	1	0.19%	<div style="width: 0.19%;"><div style="width: 0.19%;"></div></div>
Total Votes Cast	530	100.00%	<div style="width: 100%;"><div style="width: 100%;"></div></div>

Attorney General

Vote For 1

	TOTAL	VOTE %	
REP HAMADEH, ABRAHAM "ABE"	370	69.55%	<div style="width: 69.55%;"><div style="width: 69.55%;"></div></div>
DEM MAYES, KRIS	161	30.26%	<div style="width: 30.26%;"><div style="width: 30.26%;"></div></div>
Write-In Totals	1	0.19%	<div style="width: 0.19%;"><div style="width: 0.19%;"></div></div>
Total Votes Cast	532	100.00%	<div style="width: 100%;"><div style="width: 100%;"></div></div>

State Treasurer

Vote For 1

	TOTAL	VOTE %	
REP YEE, KIMBERLY	405	76.70%	<div style="width: 76.70%;"><div style="width: 76.70%;"></div></div>
DEM QUEZADA, MARTÍN	122	23.11%	<div style="width: 23.11%;"><div style="width: 23.11%;"></div></div>
Write-In Totals	1	0.19%	<div style="width: 0.19%;"><div style="width: 0.19%;"></div></div>
Total Votes Cast	528	100.00%	<div style="width: 100%;"><div style="width: 100%;"></div></div>

Superintendent of Public Instruction

Vote For 1

	TOTAL	VOTE %	
REP HORNE, TOM	379	71.64%	<div style="width: 71.64%;"><div style="width: 71.64%;"></div></div>
DEM HOFFMAN, KATHY	150	28.36%	<div style="width: 28.36%;"><div style="width: 28.36%;"></div></div>
Write-In Totals	0	0.00%	<div style="width: 0.00%;"><div style="width: 0.00%;"></div></div>
Total Votes Cast	529	100.00%	<div style="width: 100%;"><div style="width: 100%;"></div></div>

State Mine Inspector

Vote For 1

	TOTAL	VOTE %	
REP MARSH, PAUL	417	98.35%	<div style="width: 98.35%;"><div style="width: 98.35%;"></div></div>
Write-In Totals	7	1.65%	<div style="width: 1.65%;"><div style="width: 1.65%;"></div></div>
Total Votes Cast	424	100.00%	<div style="width: 100%;"><div style="width: 100%;"></div></div>

Corporation Commissioner

Vote For 2

	TOTAL	VOTE %	
REP MYERS, NICHOLAS "NICK"	349	35.76%	<div style="width: 35.76%;"><div style="width: 35.76%;"></div></div>
REP THOMPSON, KEVIN	351	35.96%	<div style="width: 35.96%;"><div style="width: 35.96%;"></div></div>
DEM KENNEDY, SANDRA	144	14.75%	<div style="width: 14.75%;"><div style="width: 14.75%;"></div></div>
DEM KUBY, LAUREN	131	13.42%	<div style="width: 13.42%;"><div style="width: 13.42%;"></div></div>
Write-In Totals	1	0.10%	<div style="width: 0.10%;"><div style="width: 0.10%;"></div></div>
Total Votes Cast	976	100.00%	<div style="width: 100%;"><div style="width: 100%;"></div></div>

Pine-Strawberry East

Board of Supervisors District 1

Vote For 1

	TOTAL	VOTE %	
REP CHRISTENSEN, STEVE	411	98.09%	<div style="width: 98.09%;"></div>
Write-In Totals	8	1.91%	<div style="width: 1.91%;"></div>
Total Votes Cast	419	100.00%	<div style="width: 100%;"></div>

Clerk of the Superior Court

Vote For 1

	TOTAL	VOTE %	
DEM ESCOBEDO, ANITA "ANNIE"	259	94.53%	<div style="width: 94.53%;"></div>
Write-In Totals	15	5.47%	<div style="width: 5.47%;"></div>
Total Votes Cast	274	100.00%	<div style="width: 100%;"></div>

Justice of the Peace Payson Regional

Vote For 1

	TOTAL	VOTE %	
REP GARVIN, DONALD (DONNY)	412	97.86%	<div style="width: 97.86%;"></div>
Write-In Totals	9	2.14%	<div style="width: 2.14%;"></div>
Total Votes Cast	421	100.00%	<div style="width: 100%;"></div>

Constable Payson Regional

Vote For 1

	TOTAL	VOTE %	
REP MCDANIEL, RONNIE	410	97.62%	<div style="width: 97.62%;"></div>
Write-In Totals	10	2.38%	<div style="width: 2.38%;"></div>
Total Votes Cast	420	100.00%	<div style="width: 100%;"></div>

BEENE, JAMES, Supreme Court Justice

Vote For 1

	TOTAL	VOTE %	
Yes	307	81.22%	<div style="width: 81.22%;"></div>
No	71	18.78%	<div style="width: 18.78%;"></div>
Total Votes Cast	378	100.00%	<div style="width: 100%;"></div>

MONTGOMERY, WILLIAM, Supreme Court Justice

Vote For 1

	TOTAL	VOTE %	
Yes	260	66.67%	<div style="width: 66.67%;"></div>
No	130	33.33%	<div style="width: 33.33%;"></div>
Total Votes Cast	390	100.00%	<div style="width: 100%;"></div>

TIMMER, ANN, Supreme Court Justice

Vote For 1

	TOTAL	VOTE %	
Yes	329	83.50%	<div style="width: 83.50%;"></div>
No	65	16.50%	<div style="width: 16.50%;"></div>
Total Votes Cast	394	100.00%	<div style="width: 100%;"></div>

Pine-Strawberry East

Judge of the Superior Court Div. 2

Vote For 1

	TOTAL	VOTE %	
WRIGHT, TIMOTHY	343	97.17%	
Write-In Totals	10	2.83%	
Total Votes Cast	353	100.00%	

PROPOSITION 128

Vote For 1

	TOTAL	VOTE %	
Yes	209	41.14%	
No	299	58.86%	
Total Votes Cast	508	100.00%	

PROPOSITION 129

Vote For 1

	TOTAL	VOTE %	
Yes	357	69.86%	
No	154	30.14%	
Total Votes Cast	511	100.00%	

PROPOSITION 130

Vote For 1

	TOTAL	VOTE %	
Yes	329	64.89%	
No	178	35.11%	
Total Votes Cast	507	100.00%	

PROPOSITION 131

Vote For 1

	TOTAL	VOTE %	
Yes	279	54.81%	
No	230	45.19%	
Total Votes Cast	509	100.00%	

PROPOSITION 132

Vote For 1

	TOTAL	VOTE %	
Yes	326	63.42%	
No	188	36.58%	
Total Votes Cast	514	100.00%	

PROPOSITION 209



Vote For 1

	TOTAL	VOTE %	
Yes	347	67.91%	
No	164	32.09%	
Total Votes Cast	511	100.00%	

Pine-Strawberry East




PROPOSITION 211

Vote For 1

	TOTAL	VOTE %	
Yes	365	71.29%	
No	147	28.71%	
Total Votes Cast	512	100.00%	




PROPOSITION 308

Vote For 1

	TOTAL	VOTE %	
Yes	175	33.85%	
No	342	66.15%	
Total Votes Cast	517	100.00%	




PROPOSITION 309

Vote For 1

	TOTAL	VOTE %	
Yes	354	68.87%	
No	160	31.13%	
Total Votes Cast	514	100.00%	

PROPOSITION 310

Vote For 1

	TOTAL	VOTE %	
Yes	290	55.66%	
No	231	44.34%	
Total Votes Cast	521	100.00%	

Pine Strawberry West

Statistics

	TOTAL
Registered Voters - Total	1,895
Ballots Cast - Total	1,469
Voter Turnout - Total	77.52%

U.S. Senator

Vote For 1

	TOTAL	VOTE %	
REP MASTERS, BLAKE	961	65.87%	<div style="width: 65.87%;"></div>
DEM KELLY, MARK	461	31.60%	<div style="width: 31.60%;"></div>
LBT VICTOR, MARC J.	36	2.47%	<div style="width: 2.47%;"></div>
Write-In Totals	1	0.07%	<div style="width: 0.07%;"></div>
Total Votes Cast	1,459	100.00%	<div style="width: 100%;"></div>

U.S. Representative in Congress District 2

Vote For 1

	TOTAL	VOTE %	
REP CRANE, ELI	997	68.85%	<div style="width: 68.85%;"></div>
DEM O'HALLERAN, TOM	450	31.08%	<div style="width: 31.08%;"></div>
Write-In Totals	1	0.07%	<div style="width: 0.07%;"></div>
Total Votes Cast	1,448	100.00%	<div style="width: 100%;"></div>

Governor

Vote For 1

	TOTAL	VOTE %	
REP LAKE, KARI	1,010	69.37%	<div style="width: 69.37%;"></div>
DEM HOBBS, KATIE	442	30.36%	<div style="width: 30.36%;"></div>
Write-In Totals	4	0.27%	<div style="width: 0.27%;"></div>
Total Votes Cast	1,456	100.00%	<div style="width: 100%;"></div>

State Senator District 7

Vote For 1

	TOTAL	VOTE %	
REP ROGERS, WENDY	994	69.32%	<div style="width: 69.32%;"></div>
DEM NITSCHKE, KYLE	439	30.61%	<div style="width: 30.61%;"></div>
Write-In Totals	1	0.07%	<div style="width: 0.07%;"></div>
Total Votes Cast	1,434	100.00%	<div style="width: 100%;"></div>

State Representative District 7

Vote For 2

	TOTAL	VOTE %	
REP COOK, DAVID	989	54.28%	<div style="width: 54.28%;"></div>
REP MARSHALL SR., DAVID	791	43.41%	<div style="width: 43.41%;"></div>
Write-In Totals	42	2.31%	<div style="width: 2.31%;"></div>
Total Votes Cast	1,822	100.00%	<div style="width: 100%;"></div>

Pine Strawberry West

Secretary of State

Vote For 1

	TOTAL	VOTE %	
REP FINCHEM, MARK	959	66.97%	<div style="width: 66.97%;"><div style="width: 66.97%;"></div></div>
DEM FONTES, ADRIAN	472	32.96%	<div style="width: 32.96%;"><div style="width: 32.96%;"></div></div>
Write-In Totals	1	0.07%	<div style="width: 0.07%;"><div style="width: 0.07%;"></div></div>
Total Votes Cast	1,432	100.00%	<div style="width: 100%;"><div style="width: 100%;"></div></div>

Attorney General

Vote For 1

	TOTAL	VOTE %	
REP HAMADEH, ABRAHAM "ABE"	980	68.44%	<div style="width: 68.44%;"><div style="width: 68.44%;"></div></div>
DEM MAYES, KRIS	452	31.56%	<div style="width: 31.56%;"><div style="width: 31.56%;"></div></div>
Write-In Totals	0	0.00%	<div style="width: 0.00%;"><div style="width: 0.00%;"></div></div>
Total Votes Cast	1,432	100.00%	<div style="width: 100%;"><div style="width: 100%;"></div></div>

State Treasurer

Vote For 1

	TOTAL	VOTE %	
REP YEE, KIMBERLY	1,082	75.45%	<div style="width: 75.45%;"><div style="width: 75.45%;"></div></div>
DEM QUEZADA, MARTÍN	352	24.55%	<div style="width: 24.55%;"><div style="width: 24.55%;"></div></div>
Write-In Totals	0	0.00%	<div style="width: 0.00%;"><div style="width: 0.00%;"></div></div>
Total Votes Cast	1,434	100.00%	<div style="width: 100%;"><div style="width: 100%;"></div></div>

Superintendent of Public Instruction

Vote For 1

	TOTAL	VOTE %	
REP HORNE, TOM	998	69.16%	<div style="width: 69.16%;"><div style="width: 69.16%;"></div></div>
DEM HOFFMAN, KATHY	442	30.63%	<div style="width: 30.63%;"><div style="width: 30.63%;"></div></div>
Write-In Totals	3	0.21%	<div style="width: 0.21%;"><div style="width: 0.21%;"></div></div>
Total Votes Cast	1,443	100.00%	<div style="width: 100%;"><div style="width: 100%;"></div></div>

State Mine Inspector

Vote For 1

	TOTAL	VOTE %	
REP MARSH, PAUL	1,120	98.68%	<div style="width: 98.68%;"><div style="width: 98.68%;"></div></div>
Write-In Totals	15	1.32%	<div style="width: 1.32%;"><div style="width: 1.32%;"></div></div>
Total Votes Cast	1,135	100.00%	<div style="width: 100%;"><div style="width: 100%;"></div></div>

Corporation Commissioner

Vote For 2

	TOTAL	VOTE %	
REP MYERS, NICHOLAS "NICK"	928	35.24%	<div style="width: 35.24%;"><div style="width: 35.24%;"></div></div>
REP THOMPSON, KEVIN	917	34.83%	<div style="width: 34.83%;"><div style="width: 34.83%;"></div></div>
DEM KENNEDY, SANDRA	418	15.88%	<div style="width: 15.88%;"><div style="width: 15.88%;"></div></div>
DEM KUBY, LAUREN	370	14.05%	<div style="width: 14.05%;"><div style="width: 14.05%;"></div></div>
Write-In Totals	0	0.00%	<div style="width: 0.00%;"><div style="width: 0.00%;"></div></div>
Total Votes Cast	2,633	100.00%	<div style="width: 100%;"><div style="width: 100%;"></div></div>

Pine Strawberry West

Board of Supervisors District 1

Vote For 1

	TOTAL	VOTE %	
REP CHRISTENSEN, STEVE	1,100	98.39%	<div style="width: 98.39%;"></div>
Write-In Totals	18	1.61%	<div style="width: 1.61%;"></div>
Total Votes Cast	1,118	100.00%	<div style="width: 100%;"></div>

Clerk of the Superior Court

Vote For 1

	TOTAL	VOTE %	
DEM ESCOBEDO, ANITA "ANNIE"	705	95.53%	<div style="width: 95.53%;"></div>
Write-In Totals	33	4.47%	<div style="width: 4.47%;"></div>
Total Votes Cast	738	100.00%	<div style="width: 100%;"></div>

Justice of the Peace Payson Regional

Vote For 1

	TOTAL	VOTE %	
REP GARVIN, DONALD (DONNY)	1,107	98.66%	<div style="width: 98.66%;"></div>
Write-In Totals	15	1.34%	<div style="width: 1.34%;"></div>
Total Votes Cast	1,122	100.00%	<div style="width: 100%;"></div>

Constable Payson Regional

Vote For 1

	TOTAL	VOTE %	
REP MCDANIEL, RONNIE	1,103	98.66%	<div style="width: 98.66%;"></div>
Write-In Totals	15	1.34%	<div style="width: 1.34%;"></div>
Total Votes Cast	1,118	100.00%	<div style="width: 100%;"></div>

BEENE, JAMES, Supreme Court Justice

Vote For 1

	TOTAL	VOTE %	
Yes	824	78.25%	<div style="width: 78.25%;"></div>
No	229	21.75%	<div style="width: 21.75%;"></div>
Total Votes Cast	1,053	100.00%	<div style="width: 100%;"></div>

MONTGOMERY, WILLIAM, Supreme Court Justice

Vote For 1

	TOTAL	VOTE %	
Yes	714	65.75%	<div style="width: 65.75%;"></div>
No	372	34.25%	<div style="width: 34.25%;"></div>
Total Votes Cast	1,086	100.00%	<div style="width: 100%;"></div>

TIMMER, ANN, Supreme Court Justice

Vote For 1

	TOTAL	VOTE %	
Yes	865	79.72%	<div style="width: 79.72%;"></div>
No	220	20.28%	<div style="width: 20.28%;"></div>
Total Votes Cast	1,085	100.00%	<div style="width: 100%;"></div>

Pine Strawberry West

Judge of the Superior Court Div. 2

Vote For 1

	TOTAL	VOTE %	
WRIGHT, TIMOTHY	936	98.32%	<div style="width: 98.32%;"><div style="width: 98.32%;"></div></div>
Write-In Totals	16	1.68%	<div style="width: 1.68%;"><div style="width: 1.68%;"></div></div>
Total Votes Cast	952	100.00%	<div style="width: 100%;"><div style="width: 100%;"></div></div>

PROPOSITION 128

Vote For 1

	TOTAL	VOTE %	
Yes	494	36.06%	<div style="width: 36.06%;"><div style="width: 36.06%;"></div></div>
No	876	63.94%	<div style="width: 63.94%;"><div style="width: 63.94%;"></div></div>
Total Votes Cast	1,370	100.00%	<div style="width: 100%;"><div style="width: 100%;"></div></div>

PROPOSITION 129

Vote For 1

	TOTAL	VOTE %	
Yes	891	64.52%	<div style="width: 64.52%;"><div style="width: 64.52%;"></div></div>
No	490	35.48%	<div style="width: 35.48%;"><div style="width: 35.48%;"></div></div>
Total Votes Cast	1,381	100.00%	<div style="width: 100%;"><div style="width: 100%;"></div></div>

PROPOSITION 130

Vote For 1

	TOTAL	VOTE %	
Yes	862	63.06%	<div style="width: 63.06%;"><div style="width: 63.06%;"></div></div>
No	505	36.94%	<div style="width: 36.94%;"><div style="width: 36.94%;"></div></div>
Total Votes Cast	1,367	100.00%	<div style="width: 100%;"><div style="width: 100%;"></div></div>

PROPOSITION 131

Vote For 1

	TOTAL	VOTE %	
Yes	709	51.98%	<div style="width: 51.98%;"><div style="width: 51.98%;"></div></div>
No	655	48.02%	<div style="width: 48.02%;"><div style="width: 48.02%;"></div></div>
Total Votes Cast	1,364	100.00%	<div style="width: 100%;"><div style="width: 100%;"></div></div>

PROPOSITION 132

Vote For 1

	TOTAL	VOTE %	
Yes	810	58.82%	<div style="width: 58.82%;"><div style="width: 58.82%;"></div></div>
No	567	41.18%	<div style="width: 41.18%;"><div style="width: 41.18%;"></div></div>
Total Votes Cast	1,377	100.00%	<div style="width: 100%;"><div style="width: 100%;"></div></div>

PROPOSITION 209

Vote For 1

	TOTAL	VOTE %	
Yes	1,006	72.69%	<div style="width: 72.69%;"><div style="width: 72.69%;"></div></div>
No	378	27.31%	<div style="width: 27.31%;"><div style="width: 27.31%;"></div></div>
Total Votes Cast	1,384	100.00%	<div style="width: 100%;"><div style="width: 100%;"></div></div>

Pine Strawberry West




PROPOSITION 211

Vote For 1

	TOTAL	VOTE %	
Yes	1,028	74.87%	
No	345	25.13%	
Total Votes Cast	1,373	100.00%	




PROPOSITION 308

Vote For 1

	TOTAL	VOTE %	
Yes	484	34.70%	
No	911	65.30%	
Total Votes Cast	1,395	100.00%	


PROPOSITION 309

Vote For 1

	TOTAL	VOTE %	
Yes	883	63.57%	
No	506	36.43%	
Total Votes Cast	1,389	100.00%	

PROPOSITION 310

Vote For 1

	TOTAL	VOTE %	
Yes	889	63.27%	
No	516	36.73%	
Total Votes Cast	1,405	100.00%	

Roosevelt

Statistics

	TOTAL
Registered Voters - Total	227
Ballots Cast - Total	185
Voter Turnout - Total	81.50%

U.S. Senator

Vote For 1

	TOTAL	VOTE %	
REP MASTERS, BLAKE	135	73.37%	<div style="width: 73.37%;"><div style="width: 73.37%;"></div></div>
DEM KELLY, MARK	44	23.91%	<div style="width: 23.91%;"><div style="width: 23.91%;"></div></div>
LBT VICTOR, MARC J.	4	2.17%	<div style="width: 2.17%;"><div style="width: 2.17%;"></div></div>
Write-In Totals	1	0.54%	<div style="width: 0.54%;"><div style="width: 0.54%;"></div></div>
Total Votes Cast	184	100.00%	<div style="width: 100%;"><div style="width: 100%;"></div></div>

U.S. Representative in Congress District 2

Vote For 1

	TOTAL	VOTE %	
REP CRANE, ELI	139	76.37%	<div style="width: 76.37%;"><div style="width: 76.37%;"></div></div>
DEM O'HALLERAN, TOM	43	23.63%	<div style="width: 23.63%;"><div style="width: 23.63%;"></div></div>
Write-In Totals	0	0.00%	<div style="width: 0.00%;"><div style="width: 0.00%;"></div></div>
Total Votes Cast	182	100.00%	<div style="width: 100%;"><div style="width: 100%;"></div></div>

Governor

Vote For 1

	TOTAL	VOTE %	
REP LAKE, KARI	140	76.92%	<div style="width: 76.92%;"><div style="width: 76.92%;"></div></div>
DEM HOBBS, KATIE	41	22.53%	<div style="width: 22.53%;"><div style="width: 22.53%;"></div></div>
Write-In Totals	1	0.55%	<div style="width: 0.55%;"><div style="width: 0.55%;"></div></div>
Total Votes Cast	182	100.00%	<div style="width: 100%;"><div style="width: 100%;"></div></div>

State Senator District 7

Vote For 1

	TOTAL	VOTE %	
REP ROGERS, WENDY	143	79.44%	<div style="width: 79.44%;"><div style="width: 79.44%;"></div></div>
DEM NITSCHKE, KYLE	37	20.56%	<div style="width: 20.56%;"><div style="width: 20.56%;"></div></div>
Write-In Totals	0	0.00%	<div style="width: 0.00%;"><div style="width: 0.00%;"></div></div>
Total Votes Cast	180	100.00%	<div style="width: 100%;"><div style="width: 100%;"></div></div>

State Representative District 7

Vote For 2

	TOTAL	VOTE %	
REP COOK, DAVID	129	56.58%	<div style="width: 56.58%;"><div style="width: 56.58%;"></div></div>
REP MARSHALL SR., DAVID	98	42.98%	<div style="width: 42.98%;"><div style="width: 42.98%;"></div></div>
Write-In Totals	1	0.44%	<div style="width: 0.44%;"><div style="width: 0.44%;"></div></div>
Total Votes Cast	228	100.00%	<div style="width: 100%;"><div style="width: 100%;"></div></div>

Roosevelt

Secretary of State

Vote For 1

	TOTAL	VOTE %	
REP FINCHEM, MARK	131	71.98%	<div style="width: 71.98%;"><div style="width: 71.98%;"></div></div>
DEM FONTES, ADRIAN	50	27.47%	<div style="width: 27.47%;"><div style="width: 27.47%;"></div></div>
Write-In Totals	1	0.55%	<div style="width: 0.55%;"><div style="width: 0.55%;"></div></div>
Total Votes Cast	182	100.00%	<div style="width: 100%;"><div style="width: 100%;"></div></div>

Attorney General

Vote For 1

	TOTAL	VOTE %	
REP HAMADEH, ABRAHAM "ABE"	137	76.54%	<div style="width: 76.54%;"><div style="width: 76.54%;"></div></div>
DEM MAYES, KRIS	41	22.90%	<div style="width: 22.90%;"><div style="width: 22.90%;"></div></div>
Write-In Totals	1	0.56%	<div style="width: 0.56%;"><div style="width: 0.56%;"></div></div>
Total Votes Cast	179	100.00%	<div style="width: 100%;"><div style="width: 100%;"></div></div>

State Treasurer

Vote For 1

	TOTAL	VOTE %	
REP YEE, KIMBERLY	147	82.58%	<div style="width: 82.58%;"><div style="width: 82.58%;"></div></div>
DEM QUEZADA, MARTÍN	30	16.85%	<div style="width: 16.85%;"><div style="width: 16.85%;"></div></div>
Write-In Totals	1	0.56%	<div style="width: 0.56%;"><div style="width: 0.56%;"></div></div>
Total Votes Cast	178	100.00%	<div style="width: 100%;"><div style="width: 100%;"></div></div>

Superintendent of Public Instruction

Vote For 1

	TOTAL	VOTE %	
REP HORNE, TOM	132	72.13%	<div style="width: 72.13%;"><div style="width: 72.13%;"></div></div>
DEM HOFFMAN, KATHY	51	27.87%	<div style="width: 27.87%;"><div style="width: 27.87%;"></div></div>
Write-In Totals	0	0.00%	<div style="width: 0.00%;"><div style="width: 0.00%;"></div></div>
Total Votes Cast	183	100.00%	<div style="width: 100%;"><div style="width: 100%;"></div></div>

State Mine Inspector

Vote For 1

	TOTAL	VOTE %	
REP MARSH, PAUL	154	100.00%	<div style="width: 100%;"><div style="width: 100%;"></div></div>
Write-In Totals	0	0.00%	<div style="width: 0.00%;"><div style="width: 0.00%;"></div></div>
Total Votes Cast	154	100.00%	<div style="width: 100%;"><div style="width: 100%;"></div></div>

Corporation Commissioner

Vote For 2

	TOTAL	VOTE %	
REP MYERS, NICHOLAS "NICK"	126	38.53%	<div style="width: 38.53%;"><div style="width: 38.53%;"></div></div>
REP THOMPSON, KEVIN	133	40.67%	<div style="width: 40.67%;"><div style="width: 40.67%;"></div></div>
DEM KENNEDY, SANDRA	37	11.32%	<div style="width: 11.32%;"><div style="width: 11.32%;"></div></div>
DEM KUBY, LAUREN	31	9.48%	<div style="width: 9.48%;"><div style="width: 9.48%;"></div></div>
Write-In Totals	0	0.00%	<div style="width: 0.00%;"><div style="width: 0.00%;"></div></div>
Total Votes Cast	327	100.00%	<div style="width: 100%;"><div style="width: 100%;"></div></div>

Roosevelt

Clerk of the Superior Court

Vote For 1

	TOTAL	VOTE %	
DEM ESCOBEDO, ANITA "ANNIE"	89	96.74%	<div style="width: 96.74%;"></div>
Write-In Totals	3	3.26%	<div style="width: 3.26%;"></div>
Total Votes Cast	92	100.00%	<div style="width: 100%;"></div>

Justice of the Peace Globe Regional

Vote For 1

	TOTAL	VOTE %	
DEM REARDON, JORDAN	87	96.67%	<div style="width: 96.67%;"></div>
Write-In Totals	3	3.33%	<div style="width: 3.33%;"></div>
Total Votes Cast	90	100.00%	<div style="width: 100%;"></div>

Constable Globe Regional

Vote For 1

	TOTAL	VOTE %	
DEM MANCHA, RUBEN	85	95.51%	<div style="width: 95.51%;"></div>
Write-In Totals	4	4.49%	<div style="width: 4.49%;"></div>
Total Votes Cast	89	100.00%	<div style="width: 100%;"></div>

BEENE, JAMES, Supreme Court Justice

Vote For 1

	TOTAL	VOTE %	
Yes	113	88.28%	<div style="width: 88.28%;"></div>
No	15	11.72%	<div style="width: 11.72%;"></div>
Total Votes Cast	128	100.00%	<div style="width: 100%;"></div>

MONTGOMERY, WILLIAM, Supreme Court Justice

Vote For 1

	TOTAL	VOTE %	
Yes	102	76.69%	<div style="width: 76.69%;"></div>
No	31	23.31%	<div style="width: 23.31%;"></div>
Total Votes Cast	133	100.00%	<div style="width: 100%;"></div>

TIMMER, ANN, Supreme Court Justice

Vote For 1

	TOTAL	VOTE %	
Yes	118	88.72%	<div style="width: 88.72%;"></div>
No	15	11.28%	<div style="width: 11.28%;"></div>
Total Votes Cast	133	100.00%	<div style="width: 100%;"></div>

Judge of the Superior Court Div. 2

Vote For 1

	TOTAL	VOTE %	
WRIGHT, TIMOTHY	108	100.00%	<div style="width: 100%;"></div>
Write-In Totals	0	0.00%	<div style="width: 0%;"></div>
Total Votes Cast	108	100.00%	<div style="width: 100%;"></div>

Roosevelt






Board Member Young Public School District #5

Vote For 2

	TOTAL	VOTE %
BELL, DEAN	0	
Write-In Totals	0	
Total Votes Cast	0	




Board Member Miami Unified School District #40

Vote For 3

	TOTAL	VOTE %
ALLEN, DEBBIE	73	32.88% 
GRAINGER, CINDY	77	34.68% 
SHRINER, DEANNA	67	30.18% 
Write-In Totals	5	2.25% 
Total Votes Cast	222	100.00% 




PROPOSITION 128

Vote For 1

	TOTAL	VOTE %
Yes	56	34.78% 
No	105	65.22% 
Total Votes Cast	161	100.00% 




PROPOSITION 129

Vote For 1

	TOTAL	VOTE %
Yes	114	67.86% 
No	54	32.14% 
Total Votes Cast	168	100.00% 


PROPOSITION 130

Vote For 1

	TOTAL	VOTE %
Yes	89	51.74% 
No	83	48.26% 
Total Votes Cast	172	100.00% 




PROPOSITION 131

Vote For 1

	TOTAL	VOTE %
Yes	95	55.23% 
No	77	44.77% 
Total Votes Cast	172	100.00% 

PROPOSITION 132




Vote For 1

	TOTAL	VOTE %
Yes	102	60.71% 
No	66	39.29% 
Total Votes Cast	168	100.00% 

Roosevelt




PROPOSITION 209

Vote For 1

	TOTAL	VOTE %	
Yes	123	70.29%	
No	52	29.71%	
Total Votes Cast	175	100.00%	




PROPOSITION 211

Vote For 1

	TOTAL	VOTE %	
Yes	117	68.42%	
No	54	31.58%	
Total Votes Cast	171	100.00%	




PROPOSITION 308

Vote For 1

	TOTAL	VOTE %	
Yes	57	32.39%	
No	119	67.61%	
Total Votes Cast	176	100.00%	




PROPOSITION 309

Vote For 1

	TOTAL	VOTE %	
Yes	108	61.71%	
No	67	38.29%	
Total Votes Cast	175	100.00%	

PROPOSITION 310

Vote For 1

	TOTAL	VOTE %	
Yes	67	39.41%	
No	103	60.59%	
Total Votes Cast	170	100.00%	

Sierra Ancha

Statistics

	TOTAL
Registered Voters - Total	159
Ballots Cast - Total	86
Voter Turnout - Total	54.09%

U.S. Senator

Vote For 1

	TOTAL	VOTE %	
REP MASTERS, BLAKE	66	77.65%	
DEM KELLY, MARK	16	18.82%	
LBT VICTOR, MARC J.	3	3.53%	
Write-In Totals	0	0.00%	
Total Votes Cast	85	100.00%	

U.S. Representative in Congress District 2

Vote For 1

	TOTAL	VOTE %	
REP CRANE, ELI	66	78.57%	
DEM O'HALLERAN, TOM	17	20.24%	
Write-In Totals	1	1.19%	
Total Votes Cast	84	100.00%	

Governor

Vote For 1

	TOTAL	VOTE %	
REP LAKE, KARI	70	81.40%	
DEM HOBBS, KATIE	15	17.44%	
Write-In Totals	1	1.16%	
Total Votes Cast	86	100.00%	

State Senator District 7

Vote For 1

	TOTAL	VOTE %	
REP ROGERS, WENDY	69	80.23%	
DEM NITSCHKE, KYLE	17	19.77%	
Write-In Totals	0	0.00%	
Total Votes Cast	86	100.00%	

State Representative District 7

Vote For 2

	TOTAL	VOTE %	
REP COOK, DAVID	58	54.21%	
REP MARSHALL SR., DAVID	49	45.79%	
Write-In Totals	0	0.00%	
Total Votes Cast	107	100.00%	

Sierra Ancha

Secretary of State

Vote For 1

	TOTAL	VOTE %	
REP FINCHEM, MARK	68	80.00%	<div style="width: 80%;"><div style="width: 80%;"></div></div>
DEM FONTES, ADRIAN	17	20.00%	<div style="width: 20%;"><div style="width: 20%;"></div></div>
Write-In Totals	0	0.00%	<div style="width: 0%;"><div style="width: 0%;"></div></div>
Total Votes Cast	85	100.00%	<div style="width: 100%;"><div style="width: 100%;"></div></div>

Attorney General

Vote For 1

	TOTAL	VOTE %	
REP HAMADEH, ABRAHAM "ABE"	66	77.65%	<div style="width: 77.65%;"><div style="width: 77.65%;"></div></div>
DEM MAYES, KRIS	19	22.35%	<div style="width: 22.35%;"><div style="width: 22.35%;"></div></div>
Write-In Totals	0	0.00%	<div style="width: 0%;"><div style="width: 0%;"></div></div>
Total Votes Cast	85	100.00%	<div style="width: 100%;"><div style="width: 100%;"></div></div>

State Treasurer

Vote For 1

	TOTAL	VOTE %	
REP YEE, KIMBERLY	73	84.88%	<div style="width: 84.88%;"><div style="width: 84.88%;"></div></div>
DEM QUEZADA, MARTÍN	13	15.12%	<div style="width: 15.12%;"><div style="width: 15.12%;"></div></div>
Write-In Totals	0	0.00%	<div style="width: 0%;"><div style="width: 0%;"></div></div>
Total Votes Cast	86	100.00%	<div style="width: 100%;"><div style="width: 100%;"></div></div>

Superintendent of Public Instruction

Vote For 1

	TOTAL	VOTE %	
REP HORNE, TOM	68	80.95%	<div style="width: 80.95%;"><div style="width: 80.95%;"></div></div>
DEM HOFFMAN, KATHY	16	19.05%	<div style="width: 19.05%;"><div style="width: 19.05%;"></div></div>
Write-In Totals	0	0.00%	<div style="width: 0%;"><div style="width: 0%;"></div></div>
Total Votes Cast	84	100.00%	<div style="width: 100%;"><div style="width: 100%;"></div></div>

State Mine Inspector

Vote For 1

	TOTAL	VOTE %	
REP MARSH, PAUL	74	98.67%	<div style="width: 98.67%;"><div style="width: 98.67%;"></div></div>
Write-In Totals	1	1.33%	<div style="width: 1.33%;"><div style="width: 1.33%;"></div></div>
Total Votes Cast	75	100.00%	<div style="width: 100%;"><div style="width: 100%;"></div></div>

Corporation Commissioner

Vote For 2

	TOTAL	VOTE %	
REP MYERS, NICHOLAS "NICK"	66	42.31%	<div style="width: 42.31%;"><div style="width: 42.31%;"></div></div>
REP THOMPSON, KEVIN	62	39.74%	<div style="width: 39.74%;"><div style="width: 39.74%;"></div></div>
DEM KENNEDY, SANDRA	16	10.26%	<div style="width: 10.26%;"><div style="width: 10.26%;"></div></div>
DEM KUBY, LAUREN	12	7.69%	<div style="width: 7.69%;"><div style="width: 7.69%;"></div></div>
Write-In Totals	0	0.00%	<div style="width: 0%;"><div style="width: 0%;"></div></div>
Total Votes Cast	156	100.00%	<div style="width: 100%;"><div style="width: 100%;"></div></div>

Sierra Ancha

Clerk of the Superior Court

Vote For 1

	TOTAL	VOTE %	
DEM ESCOBEDO, ANITA "ANNIE"	46	95.83%	<div style="width: 95.83%;"><div style="width: 95.83%;"></div></div>
Write-In Totals	2	4.17%	<div style="width: 4.17%;"><div style="width: 4.17%;"></div></div>
Total Votes Cast	48	100.00%	<div style="width: 100%;"><div style="width: 100%;"></div></div>

Justice of the Peace Globe Regional

Vote For 1

	TOTAL	VOTE %	
DEM REARDON, JORDAN	44	95.65%	<div style="width: 95.65%;"><div style="width: 95.65%;"></div></div>
Write-In Totals	2	4.35%	<div style="width: 4.35%;"><div style="width: 4.35%;"></div></div>
Total Votes Cast	46	100.00%	<div style="width: 100%;"><div style="width: 100%;"></div></div>

Constable Globe Regional

Vote For 1

	TOTAL	VOTE %	
DEM MANCHA, RUBEN	46	95.83%	<div style="width: 95.83%;"><div style="width: 95.83%;"></div></div>
Write-In Totals	2	4.17%	<div style="width: 4.17%;"><div style="width: 4.17%;"></div></div>
Total Votes Cast	48	100.00%	<div style="width: 100%;"><div style="width: 100%;"></div></div>

BEENE, JAMES, Supreme Court Justice

Vote For 1

	TOTAL	VOTE %	
Yes	51	76.12%	<div style="width: 76.12%;"><div style="width: 76.12%;"></div></div>
No	16	23.88%	<div style="width: 23.88%;"><div style="width: 23.88%;"></div></div>
Total Votes Cast	67	100.00%	<div style="width: 100%;"><div style="width: 100%;"></div></div>

MONTGOMERY, WILLIAM, Supreme Court Justice

Vote For 1

	TOTAL	VOTE %	
Yes	42	63.64%	<div style="width: 63.64%;"><div style="width: 63.64%;"></div></div>
No	24	36.36%	<div style="width: 36.36%;"><div style="width: 36.36%;"></div></div>
Total Votes Cast	66	100.00%	<div style="width: 100%;"><div style="width: 100%;"></div></div>

TIMMER, ANN, Supreme Court Justice

Vote For 1

	TOTAL	VOTE %	
Yes	44	66.67%	<div style="width: 66.67%;"><div style="width: 66.67%;"></div></div>
No	22	33.33%	<div style="width: 33.33%;"><div style="width: 33.33%;"></div></div>
Total Votes Cast	66	100.00%	<div style="width: 100%;"><div style="width: 100%;"></div></div>

Judge of the Superior Court Div. 2

Vote For 1

	TOTAL	VOTE %	
WRIGHT, TIMOTHY	57	95.00%	<div style="width: 95.00%;"><div style="width: 95.00%;"></div></div>
Write-In Totals	3	5.00%	<div style="width: 5.00%;"><div style="width: 5.00%;"></div></div>
Total Votes Cast	60	100.00%	<div style="width: 100%;"><div style="width: 100%;"></div></div>

Sierra Ancha

Board Member Young Public School District #5

Vote For 2

	TOTAL	VOTE %	
BELL, DEAN	8	100.00%	<div style="width: 100%;"><div style="width: 100%;"></div></div>
Write-In Totals	0	0.00%	<div style="width: 0%;"></div>
Total Votes Cast	8	100.00%	<div style="width: 100%;"></div>

Board Member Miami Unified School District #40

Vote For 3

	TOTAL	VOTE %	
ALLEN, DEBBIE	43	35.54%	<div style="width: 35.54%;"><div style="width: 35.54%;"></div></div>
GRAINGER, CINDY	40	33.06%	<div style="width: 33.06%;"><div style="width: 33.06%;"></div></div>
SHRINER, DEANNA	33	27.27%	<div style="width: 27.27%;"><div style="width: 27.27%;"></div></div>
Write-In Totals	5	4.13%	<div style="width: 4.13%;"><div style="width: 4.13%;"></div></div>
Total Votes Cast	121	100.00%	<div style="width: 100%;"></div>

Question Globe Unified School District #1

Vote For 1

	TOTAL	VOTE %	
LEASE LAND AND CONSTRUCTION OF SCHOOL BUILDINGS, YES	0		<div style="width: 0%;"></div>
LEASE LAND AND CONSTRUCTION OF SCHOOL BUILDINGS, NO	0		<div style="width: 0%;"></div>
Total Votes Cast	0		<div style="width: 0%;"></div>

PROPOSITION 128

Vote For 1

	TOTAL	VOTE %	
Yes	40	50.63%	<div style="width: 50.63%;"><div style="width: 50.63%;"></div></div>
No	39	49.37%	<div style="width: 49.37%;"><div style="width: 49.37%;"></div></div>
Total Votes Cast	79	100.00%	<div style="width: 100%;"></div>

PROPOSITION 129

Vote For 1

	TOTAL	VOTE %	
Yes	60	71.43%	<div style="width: 71.43%;"><div style="width: 71.43%;"></div></div>
No	24	28.57%	<div style="width: 28.57%;"><div style="width: 28.57%;"></div></div>
Total Votes Cast	84	100.00%	<div style="width: 100%;"></div>

PROPOSITION 130

Vote For 1

	TOTAL	VOTE %	
Yes	45	53.57%	<div style="width: 53.57%;"><div style="width: 53.57%;"></div></div>
No	39	46.43%	<div style="width: 46.43%;"><div style="width: 46.43%;"></div></div>
Total Votes Cast	84	100.00%	<div style="width: 100%;"></div>

PROPOSITION 131



Vote For 1

	TOTAL	VOTE %	
Yes	41	49.40%	<div style="width: 49.40%;"><div style="width: 49.40%;"></div></div>
No	42	50.60%	<div style="width: 50.60%;"><div style="width: 50.60%;"></div></div>
Total Votes Cast	83	100.00%	<div style="width: 100%;"></div>

Sierra Ancha

PROPOSITION 132

Vote For 1

	TOTAL	VOTE %	
Yes	68	81.93%	
No	15	18.07%	
Total Votes Cast	83	100.00%	




PROPOSITION 209

Vote For 1

	TOTAL	VOTE %	
Yes	59	69.41%	
No	26	30.59%	
Total Votes Cast	85	100.00%	




PROPOSITION 211

Vote For 1

	TOTAL	VOTE %	
Yes	55	66.27%	
No	28	33.73%	
Total Votes Cast	83	100.00%	




PROPOSITION 308

Vote For 1

	TOTAL	VOTE %	
Yes	23	27.38%	
No	61	72.62%	
Total Votes Cast	84	100.00%	




PROPOSITION 309

Vote For 1

	TOTAL	VOTE %	
Yes	59	70.24%	
No	25	29.76%	
Total Votes Cast	84	100.00%	

PROPOSITION 310

Vote For 1

	TOTAL	VOTE %	
Yes	35	41.67%	
No	49	58.33%	
Total Votes Cast	84	100.00%	

Tonto Basin

Statistics

	TOTAL
Registered Voters - Total	1,331
Ballots Cast - Total	1,035
Voter Turnout - Total	77.76%

U.S. Senator

Vote For 1

	TOTAL	VOTE %	
REP MASTERS, BLAKE	756	73.76%	<div style="width: 73.76%;"><div style="width: 73.76%;"></div></div>
DEM KELLY, MARK	243	23.71%	<div style="width: 23.71%;"><div style="width: 23.71%;"></div></div>
LBT VICTOR, MARC J.	26	2.54%	<div style="width: 2.54%;"><div style="width: 2.54%;"></div></div>
Write-In Totals	0	0.00%	<div style="width: 0%;"><div style="width: 0%;"></div></div>
Total Votes Cast	1,025	100.00%	<div style="width: 100%;"><div style="width: 100%;"></div></div>

U.S. Representative in Congress District 2

Vote For 1

	TOTAL	VOTE %	
REP CRANE, ELI	792	78.18%	<div style="width: 78.18%;"><div style="width: 78.18%;"></div></div>
DEM O'HALLERAN, TOM	221	21.82%	<div style="width: 21.82%;"><div style="width: 21.82%;"></div></div>
Write-In Totals	0	0.00%	<div style="width: 0%;"><div style="width: 0%;"></div></div>
Total Votes Cast	1,013	100.00%	<div style="width: 100%;"><div style="width: 100%;"></div></div>

Governor

Vote For 1

	TOTAL	VOTE %	
REP LAKE, KARI	806	78.79%	<div style="width: 78.79%;"><div style="width: 78.79%;"></div></div>
DEM HOBBS, KATIE	216	21.11%	<div style="width: 21.11%;"><div style="width: 21.11%;"></div></div>
Write-In Totals	1	0.10%	<div style="width: 0.10%;"><div style="width: 0.10%;"></div></div>
Total Votes Cast	1,023	100.00%	<div style="width: 100%;"><div style="width: 100%;"></div></div>

State Senator District 7

Vote For 1

	TOTAL	VOTE %	
REP ROGERS, WENDY	818	80.51%	<div style="width: 80.51%;"><div style="width: 80.51%;"></div></div>
DEM NITSCHKE, KYLE	195	19.19%	<div style="width: 19.19%;"><div style="width: 19.19%;"></div></div>
Write-In Totals	3	0.30%	<div style="width: 0.30%;"><div style="width: 0.30%;"></div></div>
Total Votes Cast	1,016	100.00%	<div style="width: 100%;"><div style="width: 100%;"></div></div>

State Representative District 7

Vote For 2

	TOTAL	VOTE %	
REP COOK, DAVID	772	58.57%	<div style="width: 58.57%;"><div style="width: 58.57%;"></div></div>
REP MARSHALL SR., DAVID	532	40.36%	<div style="width: 40.36%;"><div style="width: 40.36%;"></div></div>
Write-In Totals	14	1.06%	<div style="width: 1.06%;"><div style="width: 1.06%;"></div></div>
Total Votes Cast	1,318	100.00%	<div style="width: 100%;"><div style="width: 100%;"></div></div>

Tonto Basin

Secretary of State

Vote For 1

	TOTAL	VOTE %	
REP FINCHEM, MARK	762	75.37%	<div style="width: 75.37%;"><div style="width: 75.37%;"></div></div>
DEM FONTES, ADRIAN	248	24.53%	<div style="width: 24.53%;"><div style="width: 24.53%;"></div></div>
Write-In Totals	1	0.10%	<div style="width: 0.10%;"><div style="width: 0.10%;"></div></div>
Total Votes Cast	1,011	100.00%	<div style="width: 100%;"><div style="width: 100%;"></div></div>

Attorney General

Vote For 1

	TOTAL	VOTE %	
REP HAMADEH, ABRAHAM "ABE"	797	78.06%	<div style="width: 78.06%;"><div style="width: 78.06%;"></div></div>
DEM MAYES, KRIS	223	21.84%	<div style="width: 21.84%;"><div style="width: 21.84%;"></div></div>
Write-In Totals	1	0.10%	<div style="width: 0.10%;"><div style="width: 0.10%;"></div></div>
Total Votes Cast	1,021	100.00%	<div style="width: 100%;"><div style="width: 100%;"></div></div>

State Treasurer

Vote For 1

	TOTAL	VOTE %	
REP YEE, KIMBERLY	848	83.14%	<div style="width: 83.14%;"><div style="width: 83.14%;"></div></div>
DEM QUEZADA, MARTÍN	170	16.67%	<div style="width: 16.67%;"><div style="width: 16.67%;"></div></div>
Write-In Totals	2	0.20%	<div style="width: 0.20%;"><div style="width: 0.20%;"></div></div>
Total Votes Cast	1,020	100.00%	<div style="width: 100%;"><div style="width: 100%;"></div></div>

Superintendent of Public Instruction

Vote For 1

	TOTAL	VOTE %	
REP HORNE, TOM	803	78.73%	<div style="width: 78.73%;"><div style="width: 78.73%;"></div></div>
DEM HOFFMAN, KATHY	216	21.18%	<div style="width: 21.18%;"><div style="width: 21.18%;"></div></div>
Write-In Totals	1	0.10%	<div style="width: 0.10%;"><div style="width: 0.10%;"></div></div>
Total Votes Cast	1,020	100.00%	<div style="width: 100%;"><div style="width: 100%;"></div></div>

State Mine Inspector

Vote For 1

	TOTAL	VOTE %	
REP MARSH, PAUL	845	99.06%	<div style="width: 99.06%;"><div style="width: 99.06%;"></div></div>
Write-In Totals	8	0.94%	<div style="width: 0.94%;"><div style="width: 0.94%;"></div></div>
Total Votes Cast	853	100.00%	<div style="width: 100%;"><div style="width: 100%;"></div></div>

Corporation Commissioner

Vote For 2

	TOTAL	VOTE %	
REP MYERS, NICHOLAS "NICK"	731	39.73%	<div style="width: 39.73%;"><div style="width: 39.73%;"></div></div>
REP THOMPSON, KEVIN	734	39.89%	<div style="width: 39.89%;"><div style="width: 39.89%;"></div></div>
DEM KENNEDY, SANDRA	204	11.09%	<div style="width: 11.09%;"><div style="width: 11.09%;"></div></div>
DEM KUBY, LAUREN	170	9.24%	<div style="width: 9.24%;"><div style="width: 9.24%;"></div></div>
Write-In Totals	1	0.05%	<div style="width: 0.05%;"><div style="width: 0.05%;"></div></div>
Total Votes Cast	1,840	100.00%	<div style="width: 100%;"><div style="width: 100%;"></div></div>

Tonto Basin

Clerk of the Superior Court

Vote For 1

	TOTAL	VOTE %	
DEM ESCOBEDO, ANITA "ANNIE"	504	94.38%	<div style="width: 94.38%;"></div>
Write-In Totals	30	5.62%	<div style="width: 5.62%;"></div>
Total Votes Cast	534	100.00%	<div style="width: 100%;"></div>

Justice of the Peace Payson Regional

Vote For 1

	TOTAL	VOTE %	
REP GARVIN, DONALD (DONNY)	848	98.60%	<div style="width: 98.60%;"></div>
Write-In Totals	12	1.40%	<div style="width: 1.40%;"></div>
Total Votes Cast	860	100.00%	<div style="width: 100%;"></div>

Constable Payson Regional

Vote For 1

	TOTAL	VOTE %	
REP MCDANIEL, RONNIE	854	98.73%	<div style="width: 98.73%;"></div>
Write-In Totals	11	1.27%	<div style="width: 1.27%;"></div>
Total Votes Cast	865	100.00%	<div style="width: 100%;"></div>

BEENE, JAMES, Supreme Court Justice

Vote For 1

	TOTAL	VOTE %	
Yes	642	82.63%	<div style="width: 82.63%;"></div>
No	135	17.37%	<div style="width: 17.37%;"></div>
Total Votes Cast	777	100.00%	<div style="width: 100%;"></div>

MONTGOMERY, WILLIAM, Supreme Court Justice

Vote For 1

	TOTAL	VOTE %	
Yes	592	75.22%	<div style="width: 75.22%;"></div>
No	195	24.78%	<div style="width: 24.78%;"></div>
Total Votes Cast	787	100.00%	<div style="width: 100%;"></div>

TIMMER, ANN, Supreme Court Justice

Vote For 1

	TOTAL	VOTE %	
Yes	628	80.31%	<div style="width: 80.31%;"></div>
No	154	19.69%	<div style="width: 19.69%;"></div>
Total Votes Cast	782	100.00%	<div style="width: 100%;"></div>

Judge of the Superior Court Div. 2

Vote For 1

	TOTAL	VOTE %	
WRIGHT, TIMOTHY	693	96.92%	<div style="width: 96.92%;"></div>
Write-In Totals	22	3.08%	<div style="width: 3.08%;"></div>
Total Votes Cast	715	100.00%	<div style="width: 100%;"></div>

Tonto Basin

Board Member Payson Unified School District #10

Vote For 2

	TOTAL	VOTE %
CONLIN, JOANNE	0	
GUERRERO, ELVIA	0	
HEATHER, MICHAEL	0	
TAYLOR, KATY	0	
WARD, SUSAN	0	
Write-In Totals	0	
Total Votes Cast	0	

Board Member Young Public School District #5

Vote For 2

	TOTAL	VOTE %
BELL, DEAN	0	
Write-In Totals	0	
Total Votes Cast	0	

Board Member Miami Unified School District #40

Vote For 3

	TOTAL	VOTE %
ALLEN, DEBBIE	0	
GRAINGER, CINDY	0	
SHRINER, DEANNA	0	
Write-In Totals	0	
Total Votes Cast	0	




PROPOSITION 128

Vote For 1

	TOTAL	VOTE %	
Yes	429	44.50%	
No	535	55.50%	
Total Votes Cast	964	100.00%	




PROPOSITION 129

Vote For 1

	TOTAL	VOTE %	
Yes	657	67.94%	
No	310	32.06%	
Total Votes Cast	967	100.00%	

PROPOSITION 130


Vote For 1

	TOTAL	VOTE %	
Yes	620	64.92%	
No	335	35.08%	
Total Votes Cast	955	100.00%	

Tonto Basin


PROPOSITION 131

Vote For 1

	TOTAL	VOTE %	
Yes	497	52.10%	
No	457	47.90%	
Total Votes Cast	954	100.00%	



PROPOSITION 132

Vote For 1

	TOTAL	VOTE %	
Yes	649	67.46%	
No	313	32.54%	
Total Votes Cast	962	100.00%	




PROPOSITION 209

Vote For 1

	TOTAL	VOTE %	
Yes	686	70.29%	
No	290	29.71%	
Total Votes Cast	976	100.00%	

PROPOSITION 211

Vote For 1

	TOTAL	VOTE %	
Yes	676	70.05%	
No	289	29.95%	
Total Votes Cast	965	100.00%	


PROPOSITION 308

Vote For 1

	TOTAL	VOTE %	
Yes	263	26.95%	
No	713	73.05%	
Total Votes Cast	976	100.00%	

PROPOSITION 309

Vote For 1

	TOTAL	VOTE %	
Yes	657	67.73%	
No	313	32.27%	
Total Votes Cast	970	100.00%	

PROPOSITION 310

Vote For 1

	TOTAL	VOTE %	
Yes	447	45.57%	
No	534	54.43%	
Total Votes Cast	981	100.00%	

Whispering Pines

Statistics

	TOTAL
Registered Voters - Total	248
Ballots Cast - Total	193
Voter Turnout - Total	77.82%

U.S. Senator

Vote For 1

	TOTAL	VOTE %	
REP MASTERS, BLAKE	136	71.96%	
DEM KELLY, MARK	51	26.98%	
LBT VICTOR, MARC J.	2	1.06%	
Write-In Totals	0	0.00%	
Total Votes Cast	189	100.00%	

U.S. Representative in Congress District 2

Vote For 1

	TOTAL	VOTE %	
REP CRANE, ELI	138	73.02%	
DEM O'HALLERAN, TOM	51	26.98%	
Write-In Totals	0	0.00%	
Total Votes Cast	189	100.00%	

Governor

Vote For 1

	TOTAL	VOTE %	
REP LAKE, KARI	138	73.02%	
DEM HOBBS, KATIE	51	26.98%	
Write-In Totals	0	0.00%	
Total Votes Cast	189	100.00%	

State Senator District 7

Vote For 1

	TOTAL	VOTE %	
REP ROGERS, WENDY	142	75.13%	
DEM NITSCHKE, KYLE	47	24.87%	
Write-In Totals	0	0.00%	
Total Votes Cast	189	100.00%	

State Representative District 7

Vote For 2

	TOTAL	VOTE %	
REP COOK, DAVID	130	54.39%	
REP MARSHALL SR., DAVID	109	45.61%	
Write-In Totals	0	0.00%	
Total Votes Cast	239	100.00%	

Whispering Pines

Secretary of State

Vote For 1

	TOTAL	VOTE %	
REP FINCHEM, MARK	133	70.74%	<div style="width: 70.74%;"><div style="width: 70.74%;"></div></div>
DEM FONTES, ADRIAN	55	29.26%	<div style="width: 29.26%;"><div style="width: 29.26%;"></div></div>
Write-In Totals	0	0.00%	<div style="width: 0%;"><div style="width: 0%;"></div></div>
Total Votes Cast	188	100.00%	<div style="width: 100%;"><div style="width: 100%;"></div></div>

Attorney General

Vote For 1

	TOTAL	VOTE %	
REP HAMADEH, ABRAHAM "ABE"	140	73.68%	<div style="width: 73.68%;"><div style="width: 73.68%;"></div></div>
DEM MAYES, KRIS	50	26.32%	<div style="width: 26.32%;"><div style="width: 26.32%;"></div></div>
Write-In Totals	0	0.00%	<div style="width: 0%;"><div style="width: 0%;"></div></div>
Total Votes Cast	190	100.00%	<div style="width: 100%;"><div style="width: 100%;"></div></div>

State Treasurer

Vote For 1

	TOTAL	VOTE %	
REP YEE, KIMBERLY	145	77.54%	<div style="width: 77.54%;"><div style="width: 77.54%;"></div></div>
DEM QUEZADA, MARTÍN	42	22.46%	<div style="width: 22.46%;"><div style="width: 22.46%;"></div></div>
Write-In Totals	0	0.00%	<div style="width: 0%;"><div style="width: 0%;"></div></div>
Total Votes Cast	187	100.00%	<div style="width: 100%;"><div style="width: 100%;"></div></div>

Superintendent of Public Instruction

Vote For 1

	TOTAL	VOTE %	
REP HORNE, TOM	142	75.13%	<div style="width: 75.13%;"><div style="width: 75.13%;"></div></div>
DEM HOFFMAN, KATHY	47	24.87%	<div style="width: 24.87%;"><div style="width: 24.87%;"></div></div>
Write-In Totals	0	0.00%	<div style="width: 0%;"><div style="width: 0%;"></div></div>
Total Votes Cast	189	100.00%	<div style="width: 100%;"><div style="width: 100%;"></div></div>

State Mine Inspector

Vote For 1

	TOTAL	VOTE %	
REP MARSH, PAUL	152	100.00%	<div style="width: 100%;"><div style="width: 100%;"></div></div>
Write-In Totals	0	0.00%	<div style="width: 0%;"><div style="width: 0%;"></div></div>
Total Votes Cast	152	100.00%	<div style="width: 100%;"><div style="width: 100%;"></div></div>

Corporation Commissioner

Vote For 2

	TOTAL	VOTE %	
REP MYERS, NICHOLAS "NICK"	132	38.71%	<div style="width: 38.71%;"><div style="width: 38.71%;"></div></div>
REP THOMPSON, KEVIN	127	37.24%	<div style="width: 37.24%;"><div style="width: 37.24%;"></div></div>
DEM KENNEDY, SANDRA	45	13.20%	<div style="width: 13.20%;"><div style="width: 13.20%;"></div></div>
DEM KUBY, LAUREN	37	10.85%	<div style="width: 10.85%;"><div style="width: 10.85%;"></div></div>
Write-In Totals	0	0.00%	<div style="width: 0%;"><div style="width: 0%;"></div></div>
Total Votes Cast	341	100.00%	<div style="width: 100%;"><div style="width: 100%;"></div></div>

Whispering Pines

Board of Supervisors District 1

Vote For 1

	TOTAL	VOTE %	
REP CHRISTENSEN, STEVE	154	98.72%	<div style="width: 98.72%;"></div>
Write-In Totals	2	1.28%	<div style="width: 1.28%;"></div>
Total Votes Cast	156	100.00%	<div style="width: 100%;"></div>

Clerk of the Superior Court

Vote For 1

	TOTAL	VOTE %	
DEM ESCOBEDO, ANITA "ANNIE"	77	95.06%	<div style="width: 95.06%;"></div>
Write-In Totals	4	4.94%	<div style="width: 4.94%;"></div>
Total Votes Cast	81	100.00%	<div style="width: 100%;"></div>

Justice of the Peace Payson Regional

Vote For 1

	TOTAL	VOTE %	
REP GARVIN, DONALD (DONNY)	147	96.71%	<div style="width: 96.71%;"></div>
Write-In Totals	5	3.29%	<div style="width: 3.29%;"></div>
Total Votes Cast	152	100.00%	<div style="width: 100%;"></div>

Constable Payson Regional

Vote For 1

	TOTAL	VOTE %	
REP MCDANIEL, RONNIE	149	96.75%	<div style="width: 96.75%;"></div>
Write-In Totals	5	3.25%	<div style="width: 3.25%;"></div>
Total Votes Cast	154	100.00%	<div style="width: 100%;"></div>

BEENE, JAMES, Supreme Court Justice

Vote For 1

	TOTAL	VOTE %	
Yes	117	87.31%	<div style="width: 87.31%;"></div>
No	17	12.69%	<div style="width: 12.69%;"></div>
Total Votes Cast	134	100.00%	<div style="width: 100%;"></div>

MONTGOMERY, WILLIAM, Supreme Court Justice

Vote For 1

	TOTAL	VOTE %	
Yes	91	66.42%	<div style="width: 66.42%;"></div>
No	46	33.58%	<div style="width: 33.58%;"></div>
Total Votes Cast	137	100.00%	<div style="width: 100%;"></div>

TIMMER, ANN, Supreme Court Justice

Vote For 1

	TOTAL	VOTE %	
Yes	121	88.32%	<div style="width: 88.32%;"></div>
No	16	11.68%	<div style="width: 11.68%;"></div>
Total Votes Cast	137	100.00%	<div style="width: 100%;"></div>

Whispering Pines

Judge of the Superior Court Div. 2

Vote For 1

	TOTAL	VOTE %	
WRIGHT, TIMOTHY	98	98.99%	<div style="width: 98.99%;"><div style="width: 98.99%;"></div></div>
Write-In Totals	1	1.01%	<div style="width: 1.01%;"><div style="width: 1.01%;"></div></div>
Total Votes Cast	99	100.00%	<div style="width: 100%;"><div style="width: 100%;"></div></div>

Board Member Rim Trail DWID

Vote For 2

	TOTAL	VOTE %	
DRISCOLL, J.T.	37	50.68%	<div style="width: 50.68%;"><div style="width: 50.68%;"></div></div>
LUTRARIO, JOSEPH	10	13.70%	<div style="width: 13.70%;"><div style="width: 13.70%;"></div></div>
TANNER JR., RAY	26	35.62%	<div style="width: 35.62%;"><div style="width: 35.62%;"></div></div>
Write-In Totals	0	0.00%	<div style="width: 0%;"><div style="width: 0%;"></div></div>
Total Votes Cast	73	100.00%	<div style="width: 100%;"><div style="width: 100%;"></div></div>

Board Member Payson Unified School District #10

Vote For 2

	TOTAL	VOTE %	
CONLIN, JOANNE	47	21.17%	<div style="width: 21.17%;"><div style="width: 21.17%;"></div></div>
GUERRERO, ELVIA	38	17.12%	<div style="width: 17.12%;"><div style="width: 17.12%;"></div></div>
HEATHER, MICHAEL	39	17.57%	<div style="width: 17.57%;"><div style="width: 17.57%;"></div></div>
TAYLOR, KATY	55	24.77%	<div style="width: 24.77%;"><div style="width: 24.77%;"></div></div>
WARD, SUSAN	43	19.37%	<div style="width: 19.37%;"><div style="width: 19.37%;"></div></div>
Write-In Totals	0	0.00%	<div style="width: 0%;"><div style="width: 0%;"></div></div>
Total Votes Cast	222	100.00%	<div style="width: 100%;"><div style="width: 100%;"></div></div>

PROPOSITION 128

Vote For 1

	TOTAL	VOTE %	
Yes	72	41.38%	<div style="width: 41.38%;"><div style="width: 41.38%;"></div></div>
No	102	58.62%	<div style="width: 58.62%;"><div style="width: 58.62%;"></div></div>
Total Votes Cast	174	100.00%	<div style="width: 100%;"><div style="width: 100%;"></div></div>

PROPOSITION 129

Vote For 1

	TOTAL	VOTE %	
Yes	122	70.52%	<div style="width: 70.52%;"><div style="width: 70.52%;"></div></div>
No	51	29.48%	<div style="width: 29.48%;"><div style="width: 29.48%;"></div></div>
Total Votes Cast	173	100.00%	<div style="width: 100%;"><div style="width: 100%;"></div></div>

PROPOSITION 130



Vote For 1

	TOTAL	VOTE %	
Yes	108	64.67%	<div style="width: 64.67%;"><div style="width: 64.67%;"></div></div>
No	59	35.33%	<div style="width: 35.33%;"><div style="width: 35.33%;"></div></div>
Total Votes Cast	167	100.00%	<div style="width: 100%;"><div style="width: 100%;"></div></div>

Whispering Pines

PROPOSITION 131

Vote For 1

	TOTAL	VOTE %	
Yes	85	50.60%	
No	83	49.40%	
Total Votes Cast	168	100.00%	




PROPOSITION 132

Vote For 1

	TOTAL	VOTE %	
Yes	113	66.08%	
No	58	33.92%	
Total Votes Cast	171	100.00%	

PROPOSITION 209

Vote For 1

	TOTAL	VOTE %	
Yes	124	73.37%	
No	45	26.63%	
Total Votes Cast	169	100.00%	



PROPOSITION 211

Vote For 1

	TOTAL	VOTE %	
Yes	120	72.29%	
No	46	27.71%	
Total Votes Cast	166	100.00%	



PROPOSITION 308

Vote For 1

	TOTAL	VOTE %	
Yes	51	29.65%	
No	121	70.35%	
Total Votes Cast	172	100.00%	




PROPOSITION 309

Vote For 1

	TOTAL	VOTE %	
Yes	123	70.69%	
No	51	29.31%	
Total Votes Cast	174	100.00%	

PROPOSITION 310

Vote For 1

	TOTAL	VOTE %	
Yes	102	58.62%	
No	72	41.38%	
Total Votes Cast	174	100.00%	

Young

Statistics

	TOTAL
Registered Voters - Total	640
Ballots Cast - Total	491
Voter Turnout - Total	76.72%

U.S. Senator

Vote For 1

	TOTAL	VOTE %	
REP MASTERS, BLAKE	384	78.37%	
DEM KELLY, MARK	92	18.78%	
LBT VICTOR, MARC J.	14	2.86%	
Write-In Totals	0	0.00%	
Total Votes Cast	490	100.00%	

U.S. Representative in Congress District 2

Vote For 1

	TOTAL	VOTE %	
REP CRANE, ELI	395	81.44%	
DEM O'HALLERAN, TOM	90	18.56%	
Write-In Totals	0	0.00%	
Total Votes Cast	485	100.00%	

Governor

Vote For 1

	TOTAL	VOTE %	
REP LAKE, KARI	397	81.52%	
DEM HOBBS, KATIE	89	18.28%	
Write-In Totals	1	0.21%	
Total Votes Cast	487	100.00%	

State Senator District 7

Vote For 1

	TOTAL	VOTE %	
REP ROGERS, WENDY	400	82.64%	
DEM NITSCHKE, KYLE	84	17.36%	
Write-In Totals	0	0.00%	
Total Votes Cast	484	100.00%	

State Representative District 7

Vote For 2

	TOTAL	VOTE %	
REP COOK, DAVID	391	53.78%	
REP MARSHALL SR., DAVID	326	44.84%	
Write-In Totals	10	1.38%	
Total Votes Cast	727	100.00%	

Young

Secretary of State

Vote For 1

	TOTAL	VOTE %	
REP FINCHEM, MARK	385	79.88%	<div style="width: 79.88%;"><div style="width: 79.88%;"></div></div>
DEM FONTES, ADRIAN	97	20.12%	<div style="width: 20.12%;"><div style="width: 20.12%;"></div></div>
Write-In Totals	0	0.00%	<div style="width: 0%;"><div style="width: 0%;"></div></div>
Total Votes Cast	482	100.00%	<div style="width: 100%;"><div style="width: 100%;"></div></div>

Attorney General

Vote For 1

	TOTAL	VOTE %	
REP HAMADEH, ABRAHAM "ABE"	394	81.57%	<div style="width: 81.57%;"><div style="width: 81.57%;"></div></div>
DEM MAYES, KRIS	89	18.43%	<div style="width: 18.43%;"><div style="width: 18.43%;"></div></div>
Write-In Totals	0	0.00%	<div style="width: 0%;"><div style="width: 0%;"></div></div>
Total Votes Cast	483	100.00%	<div style="width: 100%;"><div style="width: 100%;"></div></div>

State Treasurer

Vote For 1

	TOTAL	VOTE %	
REP YEE, KIMBERLY	419	87.11%	<div style="width: 87.11%;"><div style="width: 87.11%;"></div></div>
DEM QUEZADA, MARTÍN	62	12.89%	<div style="width: 12.89%;"><div style="width: 12.89%;"></div></div>
Write-In Totals	0	0.00%	<div style="width: 0%;"><div style="width: 0%;"></div></div>
Total Votes Cast	481	100.00%	<div style="width: 100%;"><div style="width: 100%;"></div></div>

Superintendent of Public Instruction

Vote For 1

	TOTAL	VOTE %	
REP HORNE, TOM	393	81.54%	<div style="width: 81.54%;"><div style="width: 81.54%;"></div></div>
DEM HOFFMAN, KATHY	87	18.05%	<div style="width: 18.05%;"><div style="width: 18.05%;"></div></div>
Write-In Totals	2	0.41%	<div style="width: 0.41%;"><div style="width: 0.41%;"></div></div>
Total Votes Cast	482	100.00%	<div style="width: 100%;"><div style="width: 100%;"></div></div>

State Mine Inspector

Vote For 1

	TOTAL	VOTE %	
REP MARSH, PAUL	422	98.83%	<div style="width: 98.83%;"><div style="width: 98.83%;"></div></div>
Write-In Totals	5	1.17%	<div style="width: 1.17%;"><div style="width: 1.17%;"></div></div>
Total Votes Cast	427	100.00%	<div style="width: 100%;"><div style="width: 100%;"></div></div>

Corporation Commissioner

Vote For 2

	TOTAL	VOTE %	
REP MYERS, NICHOLAS "NICK"	382	42.30%	<div style="width: 42.30%;"><div style="width: 42.30%;"></div></div>
REP THOMPSON, KEVIN	376	41.64%	<div style="width: 41.64%;"><div style="width: 41.64%;"></div></div>
DEM KENNEDY, SANDRA	82	9.08%	<div style="width: 9.08%;"><div style="width: 9.08%;"></div></div>
DEM KUBY, LAUREN	63	6.98%	<div style="width: 6.98%;"><div style="width: 6.98%;"></div></div>
Write-In Totals	0	0.00%	<div style="width: 0%;"><div style="width: 0%;"></div></div>
Total Votes Cast	903	100.00%	<div style="width: 100%;"><div style="width: 100%;"></div></div>

Young

Clerk of the Superior Court

Vote For 1

	TOTAL	VOTE %	
DEM ESCOBEDO, ANITA "ANNIE"	182	89.22%	<div style="width: 89.22%;"><div style="width: 89.22%;"></div></div>
Write-In Totals	22	10.78%	<div style="width: 10.78%;"><div style="width: 10.78%;"></div></div>
Total Votes Cast	204	100.00%	<div style="width: 100%;"><div style="width: 100%;"></div></div>

Justice of the Peace Payson Regional

Vote For 1

	TOTAL	VOTE %	
REP GARVIN, DONALD (DONNY)	410	98.80%	<div style="width: 98.80%;"><div style="width: 98.80%;"></div></div>
Write-In Totals	5	1.20%	<div style="width: 1.20%;"><div style="width: 1.20%;"></div></div>
Total Votes Cast	415	100.00%	<div style="width: 100%;"><div style="width: 100%;"></div></div>

Constable Payson Regional

Vote For 1

	TOTAL	VOTE %	
REP MCDANIEL, RONNIE	413	99.04%	<div style="width: 99.04%;"><div style="width: 99.04%;"></div></div>
Write-In Totals	4	0.96%	<div style="width: 0.96%;"><div style="width: 0.96%;"></div></div>
Total Votes Cast	417	100.00%	<div style="width: 100%;"><div style="width: 100%;"></div></div>

BEENE, JAMES, Supreme Court Justice

Vote For 1

	TOTAL	VOTE %	
Yes	275	79.71%	<div style="width: 79.71%;"><div style="width: 79.71%;"></div></div>
No	70	20.29%	<div style="width: 20.29%;"><div style="width: 20.29%;"></div></div>
Total Votes Cast	345	100.00%	<div style="width: 100%;"><div style="width: 100%;"></div></div>

MONTGOMERY, WILLIAM, Supreme Court Justice

Vote For 1

	TOTAL	VOTE %	
Yes	247	70.98%	<div style="width: 70.98%;"><div style="width: 70.98%;"></div></div>
No	101	29.02%	<div style="width: 29.02%;"><div style="width: 29.02%;"></div></div>
Total Votes Cast	348	100.00%	<div style="width: 100%;"><div style="width: 100%;"></div></div>

TIMMER, ANN, Supreme Court Justice

Vote For 1

	TOTAL	VOTE %	
Yes	263	76.23%	<div style="width: 76.23%;"><div style="width: 76.23%;"></div></div>
No	82	23.77%	<div style="width: 23.77%;"><div style="width: 23.77%;"></div></div>
Total Votes Cast	345	100.00%	<div style="width: 100%;"><div style="width: 100%;"></div></div>

Judge of the Superior Court Div. 2

Vote For 1

	TOTAL	VOTE %	
WRIGHT, TIMOTHY	282	98.26%	<div style="width: 98.26%;"><div style="width: 98.26%;"></div></div>
Write-In Totals	5	1.74%	<div style="width: 1.74%;"><div style="width: 1.74%;"></div></div>
Total Votes Cast	287	100.00%	<div style="width: 100%;"><div style="width: 100%;"></div></div>

Young

Board Member Pleasant Valley FD

Vote For 3

	TOTAL	VOTE %	
HUNT, KATHY	286	27.34%	<div style="width: 27.34%;"></div>
JOHNSON, WAYNE	255	24.38%	<div style="width: 24.38%;"></div>
MCMAHON, JOHN	224	21.41%	<div style="width: 21.41%;"></div>
TUCCI, THAD	273	26.10%	<div style="width: 26.10%;"></div>
Write-In Totals	8	0.76%	<div style="width: 0.76%;"></div>
Total Votes Cast	1,046	100.00%	<div style="width: 100%;"></div>

Board Member Payson Unified School District #10

Vote For 2

	TOTAL	VOTE %	
CONLIN, JOANNE	0		
GUERRERO, ELVIA	0		
HEATHER, MICHAEL	0		
TAYLOR, KATY	0		
WARD, SUSAN	0		
Write-In Totals	0		
Total Votes Cast	0		

Board Member Young Public School District #5

Vote For 2

	TOTAL	VOTE %	
BELL, DEAN	253	44.08%	<div style="width: 44.08%;"></div>
Write-In Totals	321	55.92%	<div style="width: 55.92%;"></div>
Total Votes Cast	574	100.00%	<div style="width: 100%;"></div>

PROPOSITION 128

Vote For 1

	TOTAL	VOTE %	
Yes	268	58.39%	<div style="width: 58.39%;"></div>
No	191	41.61%	<div style="width: 41.61%;"></div>
Total Votes Cast	459	100.00%	<div style="width: 100%;"></div>

PROPOSITION 129

Vote For 1

	TOTAL	VOTE %	
Yes	353	77.24%	<div style="width: 77.24%;"></div>
No	104	22.76%	<div style="width: 22.76%;"></div>
Total Votes Cast	457	100.00%	<div style="width: 100%;"></div>

PROPOSITION 130

Vote For 1

	TOTAL	VOTE %	
Yes	332	72.97%	<div style="width: 72.97%;"></div>
No	123	27.03%	<div style="width: 27.03%;"></div>
Total Votes Cast	455	100.00%	<div style="width: 100%;"></div>

Young

PROPOSITION 131

Vote For 1

	TOTAL	VOTE %	
Yes	299	65.28%	<div style="width: 65.28%;"><div style="width: 65.28%;"></div></div>
No	159	34.72%	<div style="width: 34.72%;"><div style="width: 34.72%;"></div></div>
Total Votes Cast	458	100.00%	<div style="width: 100%;"><div style="width: 100%;"></div></div>

PROPOSITION 132

Vote For 1

	TOTAL	VOTE %	
Yes	359	77.37%	<div style="width: 77.37%;"><div style="width: 77.37%;"></div></div>
No	105	22.63%	<div style="width: 22.63%;"><div style="width: 22.63%;"></div></div>
Total Votes Cast	464	100.00%	<div style="width: 100%;"><div style="width: 100%;"></div></div>

PROPOSITION 209

Vote For 1

	TOTAL	VOTE %	
Yes	204	45.23%	<div style="width: 45.23%;"><div style="width: 45.23%;"></div></div>
No	247	54.77%	<div style="width: 54.77%;"><div style="width: 54.77%;"></div></div>
Total Votes Cast	451	100.00%	<div style="width: 100%;"><div style="width: 100%;"></div></div>

PROPOSITION 211

Vote For 1

	TOTAL	VOTE %	
Yes	226	49.89%	<div style="width: 49.89%;"><div style="width: 49.89%;"></div></div>
No	227	50.11%	<div style="width: 50.11%;"><div style="width: 50.11%;"></div></div>
Total Votes Cast	453	100.00%	<div style="width: 100%;"><div style="width: 100%;"></div></div>

PROPOSITION 308

Vote For 1

	TOTAL	VOTE %	
Yes	114	24.62%	<div style="width: 24.62%;"><div style="width: 24.62%;"></div></div>
No	349	75.38%	<div style="width: 75.38%;"><div style="width: 75.38%;"></div></div>
Total Votes Cast	463	100.00%	<div style="width: 100%;"><div style="width: 100%;"></div></div>

PROPOSITION 309

Vote For 1

	TOTAL	VOTE %	
Yes	353	76.57%	<div style="width: 76.57%;"><div style="width: 76.57%;"></div></div>
No	108	23.43%	<div style="width: 23.43%;"><div style="width: 23.43%;"></div></div>
Total Votes Cast	461	100.00%	<div style="width: 100%;"><div style="width: 100%;"></div></div>

PROPOSITION 310

Vote For 1

	TOTAL	VOTE %	
Yes	142	30.87%	<div style="width: 30.87%;"><div style="width: 30.87%;"></div></div>
No	318	69.13%	<div style="width: 69.13%;"><div style="width: 69.13%;"></div></div>
Total Votes Cast	460	100.00%	<div style="width: 100%;"><div style="width: 100%;"></div></div>

Zane Grey

Statistics

	TOTAL
Registered Voters - Total	663
Ballots Cast - Total	505
Voter Turnout - Total	76.17%

U.S. Senator

Vote For 1

	TOTAL	VOTE %	
REP MASTERS, BLAKE	325	65.00%	<div style="width: 65%;"><div style="width: 65%;"></div></div>
DEM KELLY, MARK	161	32.20%	<div style="width: 32.2%;"><div style="width: 32.2%;"></div></div>
LBT VICTOR, MARC J.	14	2.80%	<div style="width: 2.8%;"><div style="width: 2.8%;"></div></div>
Write-In Totals	0	0.00%	<div style="width: 0%;"><div style="width: 0%;"></div></div>
Total Votes Cast	500	100.00%	<div style="width: 100%;"><div style="width: 100%;"></div></div>

U.S. Representative in Congress District 2

Vote For 1

	TOTAL	VOTE %	
REP CRANE, ELI	346	69.76%	<div style="width: 69.76%;"><div style="width: 69.76%;"></div></div>
DEM O'HALLERAN, TOM	148	29.84%	<div style="width: 29.84%;"><div style="width: 29.84%;"></div></div>
Write-In Totals	2	0.40%	<div style="width: 0.4%;"><div style="width: 0.4%;"></div></div>
Total Votes Cast	496	100.00%	<div style="width: 100%;"><div style="width: 100%;"></div></div>

Governor

Vote For 1

	TOTAL	VOTE %	
REP LAKE, KARI	347	69.12%	<div style="width: 69.12%;"><div style="width: 69.12%;"></div></div>
DEM HOBBS, KATIE	153	30.48%	<div style="width: 30.48%;"><div style="width: 30.48%;"></div></div>
Write-In Totals	2	0.40%	<div style="width: 0.4%;"><div style="width: 0.4%;"></div></div>
Total Votes Cast	502	100.00%	<div style="width: 100%;"><div style="width: 100%;"></div></div>

State Senator District 7

Vote For 1

	TOTAL	VOTE %	
REP ROGERS, WENDY	351	71.34%	<div style="width: 71.34%;"><div style="width: 71.34%;"></div></div>
DEM NITSCHKE, KYLE	140	28.46%	<div style="width: 28.46%;"><div style="width: 28.46%;"></div></div>
Write-In Totals	1	0.20%	<div style="width: 0.2%;"><div style="width: 0.2%;"></div></div>
Total Votes Cast	492	100.00%	<div style="width: 100%;"><div style="width: 100%;"></div></div>

State Representative District 7

Vote For 2

	TOTAL	VOTE %	
REP COOK, DAVID	295	49.00%	<div style="width: 49%;"><div style="width: 49%;"></div></div>
REP MARSHALL SR., DAVID	305	50.66%	<div style="width: 50.66%;"><div style="width: 50.66%;"></div></div>
Write-In Totals	2	0.33%	<div style="width: 0.33%;"><div style="width: 0.33%;"></div></div>
Total Votes Cast	602	100.00%	<div style="width: 100%;"><div style="width: 100%;"></div></div>

Zane Grey

Secretary of State

Vote For 1

	TOTAL	VOTE %	
REP FINCHEM, MARK	328	65.86%	<div style="width: 65.86%;"><div style="width: 65.86%;"></div></div>
DEM FONTES, ADRIAN	170	34.14%	<div style="width: 34.14%;"><div style="width: 34.14%;"></div></div>
Write-In Totals	0	0.00%	<div style="width: 0%;"><div style="width: 0%;"></div></div>
Total Votes Cast	498	100.00%	<div style="width: 100%;"><div style="width: 100%;"></div></div>

Attorney General

Vote For 1

	TOTAL	VOTE %	
REP HAMADEH, ABRAHAM "ABE"	339	68.21%	<div style="width: 68.21%;"><div style="width: 68.21%;"></div></div>
DEM MAYES, KRIS	157	31.59%	<div style="width: 31.59%;"><div style="width: 31.59%;"></div></div>
Write-In Totals	1	0.20%	<div style="width: 0.20%;"><div style="width: 0.20%;"></div></div>
Total Votes Cast	497	100.00%	<div style="width: 100%;"><div style="width: 100%;"></div></div>

State Treasurer

Vote For 1

	TOTAL	VOTE %	
REP YEE, KIMBERLY	375	75.60%	<div style="width: 75.60%;"><div style="width: 75.60%;"></div></div>
DEM QUEZADA, MARTÍN	121	24.40%	<div style="width: 24.40%;"><div style="width: 24.40%;"></div></div>
Write-In Totals	0	0.00%	<div style="width: 0%;"><div style="width: 0%;"></div></div>
Total Votes Cast	496	100.00%	<div style="width: 100%;"><div style="width: 100%;"></div></div>

Superintendent of Public Instruction

Vote For 1

	TOTAL	VOTE %	
REP HORNE, TOM	344	69.08%	<div style="width: 69.08%;"><div style="width: 69.08%;"></div></div>
DEM HOFFMAN, KATHY	153	30.72%	<div style="width: 30.72%;"><div style="width: 30.72%;"></div></div>
Write-In Totals	1	0.20%	<div style="width: 0.20%;"><div style="width: 0.20%;"></div></div>
Total Votes Cast	498	100.00%	<div style="width: 100%;"><div style="width: 100%;"></div></div>

State Mine Inspector

Vote For 1

	TOTAL	VOTE %	
REP MARSH, PAUL	385	99.48%	<div style="width: 99.48%;"><div style="width: 99.48%;"></div></div>
Write-In Totals	2	0.52%	<div style="width: 0.52%;"><div style="width: 0.52%;"></div></div>
Total Votes Cast	387	100.00%	<div style="width: 100%;"><div style="width: 100%;"></div></div>

Corporation Commissioner

Vote For 2

	TOTAL	VOTE %	
REP MYERS, NICHOLAS "NICK"	324	35.68%	<div style="width: 35.68%;"><div style="width: 35.68%;"></div></div>
REP THOMPSON, KEVIN	320	35.24%	<div style="width: 35.24%;"><div style="width: 35.24%;"></div></div>
DEM KENNEDY, SANDRA	130	14.32%	<div style="width: 14.32%;"><div style="width: 14.32%;"></div></div>
DEM KUBY, LAUREN	133	14.65%	<div style="width: 14.65%;"><div style="width: 14.65%;"></div></div>
Write-In Totals	1	0.11%	<div style="width: 0.11%;"><div style="width: 0.11%;"></div></div>
Total Votes Cast	908	100.00%	<div style="width: 100%;"><div style="width: 100%;"></div></div>

Zane Grey

Board of Supervisors District 1

Vote For 1

	TOTAL	VOTE %	
REP CHRISTENSEN, STEVE	382	99.74%	<div style="width: 99.74%;"></div>
Write-In Totals	1	0.26%	<div style="width: 0.26%;"></div>
Total Votes Cast	383	100.00%	<div style="width: 100%;"></div>

Clerk of the Superior Court

Vote For 1

	TOTAL	VOTE %	
DEM ESCOBEDO, ANITA "ANNIE"	245	95.70%	<div style="width: 95.70%;"></div>
Write-In Totals	11	4.30%	<div style="width: 4.30%;"></div>
Total Votes Cast	256	100.00%	<div style="width: 100%;"></div>

Justice of the Peace Payson Regional

Vote For 1

	TOTAL	VOTE %	
REP GARVIN, DONALD (DONNY)	375	98.68%	<div style="width: 98.68%;"></div>
Write-In Totals	5	1.32%	<div style="width: 1.32%;"></div>
Total Votes Cast	380	100.00%	<div style="width: 100%;"></div>

Constable Payson Regional

Vote For 1

	TOTAL	VOTE %	
REP MCDANIEL, RONNIE	380	99.22%	<div style="width: 99.22%;"></div>
Write-In Totals	3	0.78%	<div style="width: 0.78%;"></div>
Total Votes Cast	383	100.00%	<div style="width: 100%;"></div>

BEENE, JAMES, Supreme Court Justice

Vote For 1

	TOTAL	VOTE %	
Yes	279	76.65%	<div style="width: 76.65%;"></div>
No	85	23.35%	<div style="width: 23.35%;"></div>
Total Votes Cast	364	100.00%	<div style="width: 100%;"></div>

MONTGOMERY, WILLIAM, Supreme Court Justice

Vote For 1

	TOTAL	VOTE %	
Yes	221	61.05%	<div style="width: 61.05%;"></div>
No	141	38.95%	<div style="width: 38.95%;"></div>
Total Votes Cast	362	100.00%	<div style="width: 100%;"></div>

TIMMER, ANN, Supreme Court Justice

Vote For 1

	TOTAL	VOTE %	
Yes	274	75.48%	<div style="width: 75.48%;"></div>
No	89	24.52%	<div style="width: 24.52%;"></div>
Total Votes Cast	363	100.00%	<div style="width: 100%;"></div>

Zane Grey

Judge of the Superior Court Div. 2

Vote For 1

	TOTAL	VOTE %	
WRIGHT, TIMOTHY	294	99.32%	<div style="width: 99.32%;"><div style="width: 99.32%;"></div></div>
Write-In Totals	2	0.68%	<div style="width: 0.68%;"><div style="width: 0.68%;"></div></div>
Total Votes Cast	296	100.00%	<div style="width: 100%;"><div style="width: 100%;"></div></div>

Board Member Payson Unified School District #10

Vote For 2

	TOTAL	VOTE %	
CONLIN, JOANNE	90	19.91%	<div style="width: 19.91%;"><div style="width: 19.91%;"></div></div>
GUERRERO, ELVIA	69	15.27%	<div style="width: 15.27%;"><div style="width: 15.27%;"></div></div>
HEATHER, MICHAEL	82	18.14%	<div style="width: 18.14%;"><div style="width: 18.14%;"></div></div>
TAYLOR, KATY	101	22.35%	<div style="width: 22.35%;"><div style="width: 22.35%;"></div></div>
WARD, SUSAN	108	23.89%	<div style="width: 23.89%;"><div style="width: 23.89%;"></div></div>
Write-In Totals	2	0.44%	<div style="width: 0.44%;"><div style="width: 0.44%;"></div></div>
Total Votes Cast	452	100.00%	<div style="width: 100%;"><div style="width: 100%;"></div></div>

Board Member Young Public School District #5

Vote For 2

	TOTAL	VOTE %	
BELL, DEAN	66	98.51%	<div style="width: 98.51%;"><div style="width: 98.51%;"></div></div>
Write-In Totals	1	1.49%	<div style="width: 1.49%;"><div style="width: 1.49%;"></div></div>
Total Votes Cast	67	100.00%	<div style="width: 100%;"><div style="width: 100%;"></div></div>

PROPOSITION 128

Vote For 1

	TOTAL	VOTE %	
Yes	212	45.49%	<div style="width: 45.49%;"><div style="width: 45.49%;"></div></div>
No	254	54.51%	<div style="width: 54.51%;"><div style="width: 54.51%;"></div></div>
Total Votes Cast	466	100.00%	<div style="width: 100%;"><div style="width: 100%;"></div></div>

PROPOSITION 129

Vote For 1

	TOTAL	VOTE %	
Yes	310	66.67%	<div style="width: 66.67%;"><div style="width: 66.67%;"></div></div>
No	155	33.33%	<div style="width: 33.33%;"><div style="width: 33.33%;"></div></div>
Total Votes Cast	465	100.00%	<div style="width: 100%;"><div style="width: 100%;"></div></div>

PROPOSITION 130




Vote For 1

	TOTAL	VOTE %	
Yes	281	60.30%	<div style="width: 60.30%;"><div style="width: 60.30%;"></div></div>
No	185	39.70%	<div style="width: 39.70%;"><div style="width: 39.70%;"></div></div>
Total Votes Cast	466	100.00%	<div style="width: 100%;"><div style="width: 100%;"></div></div>

Zane Grey


PROPOSITION 131

Vote For 1

	TOTAL	VOTE %	
Yes	255	54.37%	
No	214	45.63%	
Total Votes Cast	469	100.00%	



PROPOSITION 132

Vote For 1

	TOTAL	VOTE %	
Yes	298	63.00%	
No	175	37.00%	
Total Votes Cast	473	100.00%	


PROPOSITION 209

Vote For 1

	TOTAL	VOTE %	
Yes	317	67.59%	
No	152	32.41%	
Total Votes Cast	469	100.00%	


PROPOSITION 211

Vote For 1

	TOTAL	VOTE %	
Yes	328	70.54%	
No	137	29.46%	
Total Votes Cast	465	100.00%	


PROPOSITION 308

Vote For 1

	TOTAL	VOTE %	
Yes	173	36.58%	
No	300	63.42%	
Total Votes Cast	473	100.00%	



PROPOSITION 309

Vote For 1

	TOTAL	VOTE %	
Yes	315	66.74%	
No	157	33.26%	
Total Votes Cast	472	100.00%	

PROPOSITION 310

Vote For 1

	TOTAL	VOTE %	
Yes	242	51.27%	
No	230	48.73%	
Total Votes Cast	472	100.00%	

Canyon Day

Statistics

	TOTAL
Registered Voters - Total	752
Ballots Cast - Total	274
Voter Turnout - Total	36.44%

U.S. Senator

Vote For 1

	TOTAL	VOTE %
REP MASTERS, BLAKE	20	7.38%
DEM KELLY, MARK	248	91.51%
LBT VICTOR, MARC J.	3	1.11%
Write-In Totals	0	0.00%
Total Votes Cast	271	100.00%

U.S. Representative in Congress District 2

Vote For 1

	TOTAL	VOTE %
REP CRANE, ELI	15	5.51%
DEM O'HALLERAN, TOM	257	94.49%
Write-In Totals	0	0.00%
Total Votes Cast	272	100.00%

Governor

Vote For 1

	TOTAL	VOTE %
REP LAKE, KARI	30	11.11%
DEM HOBBS, KATIE	240	88.89%
Write-In Totals	0	0.00%
Total Votes Cast	270	100.00%

State Senator District 6

Vote For 1

	TOTAL	VOTE %
DEM HATATHLIE, THERESA	259	99.62%
Write-In Totals	1	0.38%
Total Votes Cast	260	100.00%

State Representative District 6

Vote For 2

	TOTAL	VOTE %
DEM PESHLAKAI, MAE	190	47.15%
DEM TSOSIE, MYRON	211	52.36%
Write-In Totals	2	0.50%
Total Votes Cast	403	100.00%

Canyon Day

Secretary of State

Vote For 1

	TOTAL	VOTE %	
REP FINCHEM, MARK	24	8.89%	<div style="width: 8.89%;"></div>
DEM FONTES, ADRIAN	246	91.11%	<div style="width: 91.11%;"></div>
Write-In Totals	0	0.00%	<div style="width: 0%;"></div>
Total Votes Cast	270	100.00%	<div style="width: 100%;"></div>

Attorney General

Vote For 1

	TOTAL	VOTE %	
REP HAMADEH, ABRAHAM "ABE"	20	7.49%	<div style="width: 7.49%;"></div>
DEM MAYES, KRIS	247	92.51%	<div style="width: 92.51%;"></div>
Write-In Totals	0	0.00%	<div style="width: 0%;"></div>
Total Votes Cast	267	100.00%	<div style="width: 100%;"></div>

State Treasurer

Vote For 1

	TOTAL	VOTE %	
REP YEE, KIMBERLY	23	8.58%	<div style="width: 8.58%;"></div>
DEM QUEZADA, MARTÍN	244	91.04%	<div style="width: 91.04%;"></div>
Write-In Totals	1	0.37%	<div style="width: 0.37%;"></div>
Total Votes Cast	268	100.00%	<div style="width: 100%;"></div>

Superintendent of Public Instruction

Vote For 1

	TOTAL	VOTE %	
REP HORNE, TOM	26	9.67%	<div style="width: 9.67%;"></div>
DEM HOFFMAN, KATHY	243	90.33%	<div style="width: 90.33%;"></div>
Write-In Totals	0	0.00%	<div style="width: 0%;"></div>
Total Votes Cast	269	100.00%	<div style="width: 100%;"></div>

State Mine Inspector

Vote For 1

	TOTAL	VOTE %	
REP MARSH, PAUL	113	91.87%	<div style="width: 91.87%;"></div>
Write-In Totals	10	8.13%	<div style="width: 8.13%;"></div>
Total Votes Cast	123	100.00%	<div style="width: 100%;"></div>

Corporation Commissioner

Vote For 2

	TOTAL	VOTE %	
REP MYERS, NICHOLAS "NICK"	15	3.16%	<div style="width: 3.16%;"></div>
REP THOMPSON, KEVIN	21	4.42%	<div style="width: 4.42%;"></div>
DEM KENNEDY, SANDRA	236	49.68%	<div style="width: 49.68%;"></div>
DEM KUBY, LAUREN	203	42.74%	<div style="width: 42.74%;"></div>
Write-In Totals	0	0.00%	<div style="width: 0%;"></div>
Total Votes Cast	475	100.00%	<div style="width: 100%;"></div>

Canyon Day

Clerk of the Superior Court

Vote For 1

	TOTAL	VOTE %	
DEM ESCOBEDO, ANITA "ANNIE"	257	99.23%	<div style="width: 99.23%;"></div>
Write-In Totals	2	0.77%	<div style="width: 0.77%;"></div>
Total Votes Cast	259	100.00%	<div style="width: 100%;"></div>

Justice of the Peace Globe Regional

Vote For 1

	TOTAL	VOTE %	
DEM REARDON, JORDAN	258	99.61%	<div style="width: 99.61%;"></div>
Write-In Totals	1	0.39%	<div style="width: 0.39%;"></div>
Total Votes Cast	259	100.00%	<div style="width: 100%;"></div>

Constable Globe Regional

Vote For 1

	TOTAL	VOTE %	
DEM MANCHA, RUBEN	255	99.61%	<div style="width: 99.61%;"></div>
Write-In Totals	1	0.39%	<div style="width: 0.39%;"></div>
Total Votes Cast	256	100.00%	<div style="width: 100%;"></div>

BEENE, JAMES, Supreme Court Justice

Vote For 1

	TOTAL	VOTE %	
Yes	173	73.93%	<div style="width: 73.93%;"></div>
No	61	26.07%	<div style="width: 26.07%;"></div>
Total Votes Cast	234	100.00%	<div style="width: 100%;"></div>

MONTGOMERY, WILLIAM, Supreme Court Justice

Vote For 1

	TOTAL	VOTE %	
Yes	172	72.27%	<div style="width: 72.27%;"></div>
No	66	27.73%	<div style="width: 27.73%;"></div>
Total Votes Cast	238	100.00%	<div style="width: 100%;"></div>

TIMMER, ANN, Supreme Court Justice

Vote For 1

	TOTAL	VOTE %	
Yes	191	79.92%	<div style="width: 79.92%;"></div>
No	48	20.08%	<div style="width: 20.08%;"></div>
Total Votes Cast	239	100.00%	<div style="width: 100%;"></div>

Judge of the Superior Court Div. 2

Vote For 1

	TOTAL	VOTE %	
WRIGHT, TIMOTHY	191	94.55%	<div style="width: 94.55%;"></div>
Write-In Totals	11	5.45%	<div style="width: 5.45%;"></div>
Total Votes Cast	202	100.00%	<div style="width: 100%;"></div>

Canyon Day

Board Member Whiteriver Unified School District #20

Vote For 2

	TOTAL	VOTE %	
FALL, TYLO	89	19.02%	<div style="width: 19.02%;"></div>
LUPE, CANDY	104	22.22%	<div style="width: 22.22%;"></div>
PAXSON, MARTY	179	38.25%	<div style="width: 38.25%;"></div>
TATE, MICHAEL	96	20.51%	<div style="width: 20.51%;"></div>
Write-In Totals	0	0.00%	
Total Votes Cast	468	100.00%	<div style="width: 100%;"></div>

PROPOSITION 128

Vote For 1

	TOTAL	VOTE %	
Yes	60	23.44%	<div style="width: 23.44%;"></div>
No	196	76.56%	<div style="width: 76.56%;"></div>
Total Votes Cast	256	100.00%	<div style="width: 100%;"></div>

PROPOSITION 129

Vote For 1

	TOTAL	VOTE %	
Yes	81	31.40%	<div style="width: 31.40%;"></div>
No	177	68.60%	<div style="width: 68.60%;"></div>
Total Votes Cast	258	100.00%	<div style="width: 100%;"></div>

PROPOSITION 130

Vote For 1

	TOTAL	VOTE %	
Yes	148	57.36%	<div style="width: 57.36%;"></div>
No	110	42.64%	<div style="width: 42.64%;"></div>
Total Votes Cast	258	100.00%	<div style="width: 100%;"></div>

PROPOSITION 131

Vote For 1

	TOTAL	VOTE %	
Yes	68	26.15%	<div style="width: 26.15%;"></div>
No	192	73.85%	<div style="width: 73.85%;"></div>
Total Votes Cast	260	100.00%	<div style="width: 100%;"></div>

PROPOSITION 132

Vote For 1

	TOTAL	VOTE %	
Yes	69	26.44%	<div style="width: 26.44%;"></div>
No	192	73.56%	<div style="width: 73.56%;"></div>
Total Votes Cast	261	100.00%	<div style="width: 100%;"></div>

PROPOSITION 209




Vote For 1

	TOTAL	VOTE %	
Yes	205	79.15%	<div style="width: 79.15%;"></div>
No	54	20.85%	<div style="width: 20.85%;"></div>
Total Votes Cast	259	100.00%	<div style="width: 100%;"></div>

Canyon Day




PROPOSITION 211

Vote For 1

	TOTAL	VOTE %	
Yes	195	75.29%	
No	64	24.71%	
Total Votes Cast	259	100.00%	




PROPOSITION 308

Vote For 1

	TOTAL	VOTE %	
Yes	206	78.93%	
No	55	21.07%	
Total Votes Cast	261	100.00%	




PROPOSITION 309

Vote For 1

	TOTAL	VOTE %	
Yes	84	32.18%	
No	177	67.82%	
Total Votes Cast	261	100.00%	

PROPOSITION 310

Vote For 1

	TOTAL	VOTE %	
Yes	189	73.26%	
No	69	26.74%	
Total Votes Cast	258	100.00%	

Carrizo

Statistics

	TOTAL
Registered Voters - Total	45
Ballots Cast - Total	24
Voter Turnout - Total	53.33%

U.S. Senator

Vote For 1

	TOTAL	VOTE %	
REP MASTERS, BLAKE	3	13.04%	<div><div style="width: 13.04%;"></div></div>
DEM KELLY, MARK	20	86.96%	<div><div style="width: 86.96%;"></div></div>
LBT VICTOR, MARC J.	0	0.00%	<div><div style="width: 0.00%;"></div></div>
Write-In Totals	0	0.00%	<div><div style="width: 0.00%;"></div></div>
Total Votes Cast	23	100.00%	<div><div style="width: 100.00%;"></div></div>

U.S. Representative in Congress District 2

Vote For 1

	TOTAL	VOTE %	
REP CRANE, ELI	3	12.50%	<div><div style="width: 12.50%;"></div></div>
DEM O'HALLERAN, TOM	21	87.50%	<div><div style="width: 87.50%;"></div></div>
Write-In Totals	0	0.00%	<div><div style="width: 0.00%;"></div></div>
Total Votes Cast	24	100.00%	<div><div style="width: 100.00%;"></div></div>

Governor

Vote For 1

	TOTAL	VOTE %	
REP LAKE, KARI	3	12.50%	<div><div style="width: 12.50%;"></div></div>
DEM HOBBS, KATIE	21	87.50%	<div><div style="width: 87.50%;"></div></div>
Write-In Totals	0	0.00%	<div><div style="width: 0.00%;"></div></div>
Total Votes Cast	24	100.00%	<div><div style="width: 100.00%;"></div></div>

State Senator District 6

Vote For 1

	TOTAL	VOTE %	
DEM HATATHLIE, THERESA	23	100.00%	<div><div style="width: 100.00%;"></div></div>
Write-In Totals	0	0.00%	<div><div style="width: 0.00%;"></div></div>
Total Votes Cast	23	100.00%	<div><div style="width: 100.00%;"></div></div>

State Representative District 6

Vote For 2

	TOTAL	VOTE %	
DEM PESHLAKAI, MAE	13	40.62%	<div><div style="width: 40.62%;"></div></div>
DEM TSOSIE, MYRON	19	59.38%	<div><div style="width: 59.38%;"></div></div>
Write-In Totals	0	0.00%	<div><div style="width: 0.00%;"></div></div>
Total Votes Cast	32	100.00%	<div><div style="width: 100.00%;"></div></div>

Carrizo

Secretary of State

Vote For 1

	TOTAL	VOTE %	
REP FINCHEM, MARK	3	12.50%	<div style="width: 12.50%;"></div>
DEM FONTES, ADRIAN	21	87.50%	<div style="width: 87.50%;"></div>
Write-In Totals	0	0.00%	<div style="width: 0.00%;"></div>
Total Votes Cast	24	100.00%	<div style="width: 100.00%;"></div>

Attorney General

Vote For 1

	TOTAL	VOTE %	
REP HAMADEH, ABRAHAM "ABE"	2	8.33%	<div style="width: 8.33%;"></div>
DEM MAYES, KRIS	22	91.67%	<div style="width: 91.67%;"></div>
Write-In Totals	0	0.00%	<div style="width: 0.00%;"></div>
Total Votes Cast	24	100.00%	<div style="width: 100.00%;"></div>

State Treasurer

Vote For 1

	TOTAL	VOTE %	
REP YEE, KIMBERLY	3	12.50%	<div style="width: 12.50%;"></div>
DEM QUEZADA, MARTÍN	21	87.50%	<div style="width: 87.50%;"></div>
Write-In Totals	0	0.00%	<div style="width: 0.00%;"></div>
Total Votes Cast	24	100.00%	<div style="width: 100.00%;"></div>

Superintendent of Public Instruction

Vote For 1

	TOTAL	VOTE %	
REP HORNE, TOM	3	12.50%	<div style="width: 12.50%;"></div>
DEM HOFFMAN, KATHY	21	87.50%	<div style="width: 87.50%;"></div>
Write-In Totals	0	0.00%	<div style="width: 0.00%;"></div>
Total Votes Cast	24	100.00%	<div style="width: 100.00%;"></div>

State Mine Inspector

Vote For 1

	TOTAL	VOTE %	
REP MARSH, PAUL	11	91.67%	<div style="width: 91.67%;"></div>
Write-In Totals	1	8.33%	<div style="width: 8.33%;"></div>
Total Votes Cast	12	100.00%	<div style="width: 100.00%;"></div>

Corporation Commissioner

Vote For 2

	TOTAL	VOTE %	
REP MYERS, NICHOLAS "NICK"	2	4.88%	<div style="width: 4.88%;"></div>
REP THOMPSON, KEVIN	2	4.88%	<div style="width: 4.88%;"></div>
DEM KENNEDY, SANDRA	20	48.78%	<div style="width: 48.78%;"></div>
DEM KUBY, LAUREN	17	41.46%	<div style="width: 41.46%;"></div>
Write-In Totals	0	0.00%	<div style="width: 0.00%;"></div>
Total Votes Cast	41	100.00%	<div style="width: 100.00%;"></div>

Carrizo

Clerk of the Superior Court

Vote For 1

	TOTAL	VOTE %	
DEM ESCOBEDO, ANITA "ANNIE"	22	100.00%	<div style="width: 100%;"><div style="width: 100%;"></div></div>
Write-In Totals	0	0.00%	<div style="width: 0%;"><div style="width: 0%;"></div></div>
Total Votes Cast	22	100.00%	<div style="width: 100%;"><div style="width: 100%;"></div></div>

Justice of the Peace Globe Regional

Vote For 1

	TOTAL	VOTE %	
DEM REARDON, JORDAN	22	100.00%	<div style="width: 100%;"><div style="width: 100%;"></div></div>
Write-In Totals	0	0.00%	<div style="width: 0%;"><div style="width: 0%;"></div></div>
Total Votes Cast	22	100.00%	<div style="width: 100%;"><div style="width: 100%;"></div></div>

Constable Globe Regional

Vote For 1

	TOTAL	VOTE %	
DEM MANCHA, RUBEN	24	100.00%	<div style="width: 100%;"><div style="width: 100%;"></div></div>
Write-In Totals	0	0.00%	<div style="width: 0%;"><div style="width: 0%;"></div></div>
Total Votes Cast	24	100.00%	<div style="width: 100%;"><div style="width: 100%;"></div></div>

BEENE, JAMES, Supreme Court Justice

Vote For 1

	TOTAL	VOTE %	
Yes	17	70.83%	<div style="width: 70.83%;"><div style="width: 70.83%;"></div></div>
No	7	29.17%	<div style="width: 29.17%;"><div style="width: 29.17%;"></div></div>
Total Votes Cast	24	100.00%	<div style="width: 100%;"><div style="width: 100%;"></div></div>

MONTGOMERY, WILLIAM, Supreme Court Justice

Vote For 1

	TOTAL	VOTE %	
Yes	17	70.83%	<div style="width: 70.83%;"><div style="width: 70.83%;"></div></div>
No	7	29.17%	<div style="width: 29.17%;"><div style="width: 29.17%;"></div></div>
Total Votes Cast	24	100.00%	<div style="width: 100%;"><div style="width: 100%;"></div></div>

TIMMER, ANN, Supreme Court Justice

Vote For 1

	TOTAL	VOTE %	
Yes	17	73.91%	<div style="width: 73.91%;"><div style="width: 73.91%;"></div></div>
No	6	26.09%	<div style="width: 26.09%;"><div style="width: 26.09%;"></div></div>
Total Votes Cast	23	100.00%	<div style="width: 100%;"><div style="width: 100%;"></div></div>

Judge of the Superior Court Div. 2

Vote For 1

	TOTAL	VOTE %	
WRIGHT, TIMOTHY	23	100.00%	<div style="width: 100%;"><div style="width: 100%;"></div></div>
Write-In Totals	0	0.00%	<div style="width: 0%;"><div style="width: 0%;"></div></div>
Total Votes Cast	23	100.00%	<div style="width: 100%;"><div style="width: 100%;"></div></div>

Carrizo

Board Member Whiteriver Unified School District #20

Vote For 2

	TOTAL	VOTE %	
FALL, TYLO	6	14.63%	<div style="width: 14.63%;"></div>
LUPE, CANDY	15	36.59%	<div style="width: 36.59%;"></div>
PAXSON, MARTY	15	36.59%	<div style="width: 36.59%;"></div>
TATE, MICHAEL	5	12.20%	<div style="width: 12.20%;"></div>
Write-In Totals	0	0.00%	<div style="width: 0%;"></div>
Total Votes Cast	41	100.00%	<div style="width: 100%;"></div>

PROPOSITION 128

Vote For 1

	TOTAL	VOTE %	
Yes	8	34.78%	<div style="width: 34.78%;"></div>
No	15	65.22%	<div style="width: 65.22%;"></div>
Total Votes Cast	23	100.00%	<div style="width: 100%;"></div>

PROPOSITION 129

Vote For 1

	TOTAL	VOTE %	
Yes	7	30.43%	<div style="width: 30.43%;"></div>
No	16	69.57%	<div style="width: 69.57%;"></div>
Total Votes Cast	23	100.00%	<div style="width: 100%;"></div>

PROPOSITION 130

Vote For 1

	TOTAL	VOTE %	
Yes	20	83.33%	<div style="width: 83.33%;"></div>
No	4	16.67%	<div style="width: 16.67%;"></div>
Total Votes Cast	24	100.00%	<div style="width: 100%;"></div>

PROPOSITION 131

Vote For 1

	TOTAL	VOTE %	
Yes	7	29.17%	<div style="width: 29.17%;"></div>
No	17	70.83%	<div style="width: 70.83%;"></div>
Total Votes Cast	24	100.00%	<div style="width: 100%;"></div>

PROPOSITION 132

Vote For 1

	TOTAL	VOTE %	
Yes	8	33.33%	<div style="width: 33.33%;"></div>
No	16	66.67%	<div style="width: 66.67%;"></div>
Total Votes Cast	24	100.00%	<div style="width: 100%;"></div>

PROPOSITION 209




Vote For 1

	TOTAL	VOTE %	
Yes	20	83.33%	<div style="width: 83.33%;"></div>
No	4	16.67%	<div style="width: 16.67%;"></div>
Total Votes Cast	24	100.00%	<div style="width: 100%;"></div>

Carrizo




PROPOSITION 211

Vote For 1

	TOTAL	VOTE %	
Yes	21	87.50%	
No	3	12.50%	
Total Votes Cast	24	100.00%	




PROPOSITION 308

Vote For 1

	TOTAL	VOTE %	
Yes	21	87.50%	
No	3	12.50%	
Total Votes Cast	24	100.00%	




PROPOSITION 309

Vote For 1

	TOTAL	VOTE %	
Yes	7	29.17%	
No	17	70.83%	
Total Votes Cast	24	100.00%	

PROPOSITION 310

Vote For 1

	TOTAL	VOTE %	
Yes	22	91.67%	
No	2	8.33%	
Total Votes Cast	24	100.00%	

San Carlos

Statistics

	TOTAL
Registered Voters - Total	2,502
Ballots Cast - Total	723
Voter Turnout - Total	28.90%

U.S. Senator

Vote For 1

	TOTAL	VOTE %	
REP MASTERS, BLAKE	114	15.79%	<div><div style="width: 15.79%;"></div></div>
DEM KELLY, MARK	593	82.13%	<div><div style="width: 82.13%;"></div></div>
LBT VICTOR, MARC J.	15	2.08%	<div><div style="width: 2.08%;"></div></div>
Write-In Totals	0	0.00%	<div><div style="width: 0.00%;"></div></div>
Total Votes Cast	722	100.00%	<div><div style="width: 100%;"></div></div>

U.S. Representative in Congress District 2

Vote For 1

	TOTAL	VOTE %	
REP CRANE, ELI	121	16.95%	<div><div style="width: 16.95%;"></div></div>
DEM O'HALLERAN, TOM	592	82.91%	<div><div style="width: 82.91%;"></div></div>
Write-In Totals	1	0.14%	<div><div style="width: 0.14%;"></div></div>
Total Votes Cast	714	100.00%	<div><div style="width: 100%;"></div></div>

Governor

Vote For 1

	TOTAL	VOTE %	
REP LAKE, KARI	129	17.99%	<div><div style="width: 17.99%;"></div></div>
DEM HOBBS, KATIE	587	81.87%	<div><div style="width: 81.87%;"></div></div>
Write-In Totals	1	0.14%	<div><div style="width: 0.14%;"></div></div>
Total Votes Cast	717	100.00%	<div><div style="width: 100%;"></div></div>

State Senator District 6

Vote For 1

	TOTAL	VOTE %	
DEM HATATHLIE, THERESA	653	99.09%	<div><div style="width: 99.09%;"></div></div>
Write-In Totals	6	0.91%	<div><div style="width: 0.91%;"></div></div>
Total Votes Cast	659	100.00%	<div><div style="width: 100%;"></div></div>

State Representative District 6

Vote For 2

	TOTAL	VOTE %	
DEM PESHLAKAI, MAE	431	46.15%	<div><div style="width: 46.15%;"></div></div>
DEM TSOSIE, MYRON	497	53.21%	<div><div style="width: 53.21%;"></div></div>
Write-In Totals	6	0.64%	<div><div style="width: 0.64%;"></div></div>
Total Votes Cast	934	100.00%	<div><div style="width: 100%;"></div></div>

San Carlos

Secretary of State

Vote For 1

	TOTAL	VOTE %	
REP FINCHEM, MARK	125	17.63%	<div style="width: 17.63%;"></div>
DEM FONTES, ADRIAN	584	82.37%	<div style="width: 82.37%;"></div>
Write-In Totals	0	0.00%	<div style="width: 0%;"></div>
Total Votes Cast	709	100.00%	<div style="width: 100%;"></div>

Attorney General

Vote For 1

	TOTAL	VOTE %	
REP HAMADEH, ABRAHAM "ABE"	125	17.63%	<div style="width: 17.63%;"></div>
DEM MAYES, KRIS	581	81.95%	<div style="width: 81.95%;"></div>
Write-In Totals	3	0.42%	<div style="width: 0.42%;"></div>
Total Votes Cast	709	100.00%	<div style="width: 100%;"></div>

State Treasurer

Vote For 1

	TOTAL	VOTE %	
REP YEE, KIMBERLY	148	20.82%	<div style="width: 20.82%;"></div>
DEM QUEZADA, MARTÍN	561	78.90%	<div style="width: 78.90%;"></div>
Write-In Totals	2	0.28%	<div style="width: 0.28%;"></div>
Total Votes Cast	711	100.00%	<div style="width: 100%;"></div>

Superintendent of Public Instruction

Vote For 1

	TOTAL	VOTE %	
REP HORNE, TOM	135	18.96%	<div style="width: 18.96%;"></div>
DEM HOFFMAN, KATHY	577	81.04%	<div style="width: 81.04%;"></div>
Write-In Totals	0	0.00%	<div style="width: 0%;"></div>
Total Votes Cast	712	100.00%	<div style="width: 100%;"></div>

State Mine Inspector

Vote For 1

	TOTAL	VOTE %	
REP MARSH, PAUL	414	92.00%	<div style="width: 92.00%;"></div>
Write-In Totals	36	8.00%	<div style="width: 8.00%;"></div>
Total Votes Cast	450	100.00%	<div style="width: 100%;"></div>

Corporation Commissioner

Vote For 2

	TOTAL	VOTE %	
REP MYERS, NICHOLAS "NICK"	87	7.76%	<div style="width: 7.76%;"></div>
REP THOMPSON, KEVIN	118	10.53%	<div style="width: 10.53%;"></div>
DEM KENNEDY, SANDRA	526	46.92%	<div style="width: 46.92%;"></div>
DEM KUBY, LAUREN	389	34.70%	<div style="width: 34.70%;"></div>
Write-In Totals	1	0.09%	<div style="width: 0.09%;"></div>
Total Votes Cast	1,121	100.00%	<div style="width: 100%;"></div>

San Carlos

Clerk of the Superior Court

Vote For 1

	TOTAL	VOTE %	
DEM ESCOBEDO, ANITA "ANNIE"	660	99.40%	<div style="width: 99.40%;"></div>
Write-In Totals	4	0.60%	<div style="width: 0.60%;"></div>
Total Votes Cast	664	100.00%	<div style="width: 100%;"></div>

Justice of the Peace Globe Regional

Vote For 1

	TOTAL	VOTE %	
DEM REARDON, JORDAN	649	99.24%	<div style="width: 99.24%;"></div>
Write-In Totals	5	0.76%	<div style="width: 0.76%;"></div>
Total Votes Cast	654	100.00%	<div style="width: 100%;"></div>

Constable Globe Regional

Vote For 1

	TOTAL	VOTE %	
DEM MANCHA, RUBEN	659	99.10%	<div style="width: 99.10%;"></div>
Write-In Totals	6	0.90%	<div style="width: 0.90%;"></div>
Total Votes Cast	665	100.00%	<div style="width: 100%;"></div>

BEENE, JAMES, Supreme Court Justice

Vote For 1

	TOTAL	VOTE %	
Yes	424	65.84%	<div style="width: 65.84%;"></div>
No	220	34.16%	<div style="width: 34.16%;"></div>
Total Votes Cast	644	100.00%	<div style="width: 100%;"></div>

MONTGOMERY, WILLIAM, Supreme Court Justice

Vote For 1

	TOTAL	VOTE %	
Yes	414	63.79%	<div style="width: 63.79%;"></div>
No	235	36.21%	<div style="width: 36.21%;"></div>
Total Votes Cast	649	100.00%	<div style="width: 100%;"></div>

TIMMER, ANN, Supreme Court Justice

Vote For 1

	TOTAL	VOTE %	
Yes	450	69.12%	<div style="width: 69.12%;"></div>
No	201	30.88%	<div style="width: 30.88%;"></div>
Total Votes Cast	651	100.00%	<div style="width: 100%;"></div>

Judge of the Superior Court Div. 2

Vote For 1

	TOTAL	VOTE %	
WRIGHT, TIMOTHY	567	96.59%	<div style="width: 96.59%;"></div>
Write-In Totals	20	3.41%	<div style="width: 3.41%;"></div>
Total Votes Cast	587	100.00%	<div style="width: 100%;"></div>

San Carlos




Board Member Whiteriver Unified School District #20

Vote For 2

	TOTAL	VOTE %
FALL, TYLO	0	
LUPE, CANDY	0	
PAXSON, MARTY	0	
TATE, MICHAEL	0	
Write-In Totals	0	
Total Votes Cast	0	




PROPOSITION 128

Vote For 1

	TOTAL	VOTE %
Yes	223	33.09% 
No	451	66.91% 
Total Votes Cast	674	100.00% 




PROPOSITION 129

Vote For 1

	TOTAL	VOTE %
Yes	273	40.44% 
No	402	59.56% 
Total Votes Cast	675	100.00% 




PROPOSITION 130

Vote For 1

	TOTAL	VOTE %
Yes	256	38.44% 
No	410	61.56% 
Total Votes Cast	666	100.00% 




PROPOSITION 131

Vote For 1

	TOTAL	VOTE %
Yes	227	33.53% 
No	450	66.47% 
Total Votes Cast	677	100.00% 




PROPOSITION 132

Vote For 1

	TOTAL	VOTE %
Yes	258	38.11% 
No	419	61.89% 
Total Votes Cast	677	100.00% 

PROPOSITION 209




Vote For 1

	TOTAL	VOTE %
Yes	510	75.22% 
No	168	24.78% 
Total Votes Cast	678	100.00% 

San Carlos


PROPOSITION 211

Vote For 1

	TOTAL	VOTE %	
Yes	494	73.51%	
No	178	26.49%	
Total Votes Cast	672	100.00%	




PROPOSITION 308

Vote For 1

	TOTAL	VOTE %	
Yes	462	67.74%	
No	220	32.26%	
Total Votes Cast	682	100.00%	




PROPOSITION 309

Vote For 1

	TOTAL	VOTE %	
Yes	246	36.02%	
No	437	63.98%	
Total Votes Cast	683	100.00%	

PROPOSITION 310

Vote For 1

	TOTAL	VOTE %	
Yes	416	61.54%	
No	260	38.46%	
Total Votes Cast	676	100.00%	

POLLING PLACE BALLOTS
County Summary

Summary Results Report - Polling Place Ballots
2022 General Election
November 8, 2022

Unofficial Results
County of Gila,
State of Arizona






Statistics	TOTAL
Registered Voters - Total	33,949
Ballots Cast - Total	4,842
Voter Turnout - Total	14.26%

Summary Results Report - Polling Place Ballots
 2022 General Election
 November 8, 2022

Unofficial Results
 County of Gila,
 State of Arizona

U.S. Senator

Vote For 1

	TOTAL	VOTE %	
REP MASTERS, BLAKE	3,513	73.25%	
DEM KELLY, MARK	1,177	24.54%	
LBT VICTOR, MARC J.	97	2.02%	
Write-In Totals	9	0.19%	
Total Votes Cast	4,796	100.00%	

U.S. Representative in Congress District 2

Vote For 1

	TOTAL	VOTE %	
REP CRANE, ELI	3,588	75.24%	
DEM O'HALLERAN, TOM	1,176	24.66%	
Write-In Totals	5	0.10%	
Total Votes Cast	4,769	100.00%	




Governor

Vote For 1

	TOTAL	VOTE %	
REP LAKE, KARI	3,646	76.20%	
DEM HOBBS, KATIE	1,131	23.64%	
Write-In Totals	8	0.17%	
Total Votes Cast	4,785	100.00%	





State Senator District 6

Vote For 1

	TOTAL	VOTE %	
DEM HATATHLIE, THERESA	585	99.49%	
Write-In Totals	3	0.51%	
Total Votes Cast	588	100.00%	





State Senator District 7

Vote For 1

	TOTAL	VOTE %	
REP ROGERS, WENDY	3,559	86.30%	
DEM NITSCHKE, KYLE	559	13.55%	
Write-In Totals	6	0.15%	
Total Votes Cast	4,124	100.00%	

State Representative District 6

Vote For 2





	TOTAL	VOTE %	
DEM PESHAKAI, MAE	375	45.56%	
DEM TSOSIE, MYRON	443	53.83%	
Write-In Totals	5	0.61%	
Total Votes Cast	823	100.00%	

Summary Results Report - Polling Place Ballots
 2022 General Election
 November 8, 2022

Unofficial Results
 County of Gila,
 State of Arizona





State Representative District 7

Vote For 2

	TOTAL	VOTE %	
REP COOK, DAVID	3,035	52.42%	
REP MARSHALL SR., DAVID	2,724	47.05%	
Write-In Totals	31	0.54%	
Total Votes Cast	5,790	100.00%	





Secretary of State

Vote For 1

	TOTAL	VOTE %	
REP FINCHEM, MARK	3,550	74.83%	
DEM FONTES, ADRIAN	1,191	25.11%	
Write-In Totals	3	0.06%	
Total Votes Cast	4,744	100.00%	

Attorney General

Vote For 1

	TOTAL	VOTE %	
REP HAMADEH, ABRAHAM "ABE"	3,579	75.57%	
DEM MAYES, KRIS	1,152	24.32%	
Write-In Totals	5	0.11%	
Total Votes Cast	4,736	100.00%	





State Treasurer

Vote For 1

	TOTAL	VOTE %	
REP YEE, KIMBERLY	3,681	77.99%	
DEM QUEZADA, MARTÍN	1,033	21.89%	
Write-In Totals	6	0.13%	
Total Votes Cast	4,720	100.00%	



Superintendent of Public Instruction

Vote For 1

	TOTAL	VOTE %	
REP HORNE, TOM	3,599	75.74%	
DEM HOFFMAN, KATHY	1,148	24.16%	
Write-In Totals	5	0.11%	
Total Votes Cast	4,752	100.00%	

State Mine Inspector

Vote For 1







	TOTAL	VOTE %	
REP MARSH, PAUL	3,944	98.75%	
Write-In Totals	50	1.25%	
Total Votes Cast	3,994	100.00%	

Summary Results Report - Polling Place Ballots
 2022 General Election
 November 8, 2022

Unofficial Results
 County of Gila,
 State of Arizona



Corporation Commissioner

Vote For 2

	TOTAL	VOTE %	
REP MYERS, NICHOLAS "NICK"	3,184	38.79%	
REP THOMPSON, KEVIN	3,148	38.35%	
DEM KENNEDY, SANDRA	1,039	12.66%	
DEM KUBY, LAUREN	834	10.16%	
Write-In Totals	3	0.04%	
Total Votes Cast	8,208	100.00%	




Board of Supervisors District 1

Vote For 1

	TOTAL	VOTE %	
REP CHRISTENSEN, STEVE	1,660	99.64%	
Write-In Totals	6	0.36%	
Total Votes Cast	1,666	100.00%	




Clerk of the Superior Court

Vote For 1

	TOTAL	VOTE %	
DEM ESCOBEDO, ANITA "ANNIE"	2,363	92.05%	
Write-In Totals	204	7.95%	
Total Votes Cast	2,567	100.00%	




Justice of the Peace Globe Regional

Vote For 1

	TOTAL	VOTE %	
DEM REARDON, JORDAN	1,336	95.91%	
Write-In Totals	57	4.09%	
Total Votes Cast	1,393	100.00%	

Justice of the Peace Payson Regional

Vote For 1

	TOTAL	VOTE %	
REP GARVIN, DONALD (DONNY)	2,606	99.24%	
Write-In Totals	20	0.76%	
Total Votes Cast	2,626	100.00%	


Constable Globe Regional

Vote For 1

	TOTAL	VOTE %	
DEM MANCHA, RUBEN	1,352	96.23%	
Write-In Totals	53	3.77%	
Total Votes Cast	1,405	100.00%	

Constable Payson Regional

Vote For 1

	TOTAL	VOTE %	
REP MCDANIEL, RONNIE	2,591	99.46%	
Write-In Totals	14	0.54%	
Total Votes Cast	2,605	100.00%	

Summary Results Report - Polling Place Ballots
 2022 General Election
 November 8, 2022

Unofficial Results
 County of Gila,
 State of Arizona

BEENE, JAMES, Supreme Court Justice

Vote For 1

	TOTAL	VOTE %	
Yes	2,784	76.80%	
No	841	23.20%	
Total Votes Cast	3,625	100.00%	

MONTGOMERY, WILLIAM, Supreme Court Justice

Vote For 1

	TOTAL	VOTE %	
Yes	2,625	72.61%	
No	990	27.39%	
Total Votes Cast	3,615	100.00%	

TIMMER, ANN, Supreme Court Justice

Vote For 1

	TOTAL	VOTE %	
Yes	2,720	75.30%	
No	892	24.70%	
Total Votes Cast	3,612	100.00%	

Judge of the Superior Court Div. 2

Vote For 1

	TOTAL	VOTE %	
WRIGHT, TIMOTHY	3,316	97.36%	
Write-In Totals	90	2.64%	
Total Votes Cast	3,406	100.00%	

Mayor Town of Payson

Vote For 1

	TOTAL	VOTE %	
HIGGINS, CHRIS	570	42.63%	
MORRISSEY, TOM	748	55.95%	
Write-In Totals	19	1.42%	
Total Votes Cast	1,337	100.00%	

Board Member Rim Trail DWID

Vote For 2

	TOTAL	VOTE %	
DRISCOLL, J.T.	11	55.00%	
LUTRARIO, JOSEPH	0	0.00%	
TANNER JR., RAY	9	45.00%	
Write-In Totals	0	0.00%	
Total Votes Cast	20	100.00%	

Summary Results Report - Polling Place Ballots
 2022 General Election
 November 8, 2022

Unofficial Results
 County of Gila,
 State of Arizona

Board Member Pleasant Valley FD

Vote For 3

	TOTAL	VOTE %	
HUNT, KATHY	73	23.86%	<div style="width: 23.86%;"></div>
JOHNSON, WAYNE	82	26.80%	<div style="width: 26.80%;"></div>
MCMAHON, JOHN	70	22.88%	<div style="width: 22.88%;"></div>
TUCCI, THAD	77	25.16%	<div style="width: 25.16%;"></div>
Write-In Totals	4	1.31%	<div style="width: 1.31%;"></div>
Total Votes Cast	306	100.00%	<div style="width: 100%;"></div>

Board Member Payson Unified School District #10

Vote For 2

	TOTAL	VOTE %	
CONLIN, JOANNE	397	14.79%	<div style="width: 14.79%;"></div>
GUERRERO, ELVIA	425	15.83%	<div style="width: 15.83%;"></div>
HEATHER, MICHAEL	439	16.36%	<div style="width: 16.36%;"></div>
TAYLOR, KATY	723	26.94%	<div style="width: 26.94%;"></div>
WARD, SUSAN	683	25.45%	<div style="width: 25.45%;"></div>
Write-In Totals	17	0.63%	<div style="width: 0.63%;"></div>
Total Votes Cast	2,684	100.00%	<div style="width: 100%;"></div>

Board Member Whiteriver Unified School District #20

Vote For 2

	TOTAL	VOTE %	
FALL, TYLO	64	19.57%	<div style="width: 19.57%;"></div>
LUPE, CANDY	67	20.49%	<div style="width: 20.49%;"></div>
PAXSON, MARTY	129	39.45%	<div style="width: 39.45%;"></div>
TATE, MICHAEL	67	20.49%	<div style="width: 20.49%;"></div>
Write-In Totals	0	0.00%	<div style="width: 0.00%;"></div>
Total Votes Cast	327	100.00%	<div style="width: 100%;"></div>

Board Member Young Public School District #5

Vote For 2

	TOTAL	VOTE %	
BELL, DEAN	80	40.82%	<div style="width: 40.82%;"></div>
Write-In Totals	116	59.18%	<div style="width: 59.18%;"></div>
Total Votes Cast	196	100.00%	<div style="width: 100%;"></div>

Board Member Miami Unified School District #40

Vote For 3

	TOTAL	VOTE %	
ALLEN, DEBBIE	210	29.17%	<div style="width: 29.17%;"></div>
GRAINGER, CINDY	234	32.50%	<div style="width: 32.50%;"></div>
SHRINER, DEANNA	183	25.42%	<div style="width: 25.42%;"></div>
Write-In Totals	93	12.92%	<div style="width: 12.92%;"></div>
Total Votes Cast	720	100.00%	<div style="width: 100%;"></div>

Summary Results Report - Polling Place Ballots
 2022 General Election
 November 8, 2022

Unofficial Results
 County of Gila,
 State of Arizona

Question Globe Unified School District #1

Vote For 1

	TOTAL	VOTE %	
LEASE LAND AND CONSTRUCTION OF SCHOOL BUILDINGS, YES	425	68.77%	
LEASE LAND AND CONSTRUCTION OF SCHOOL BUILDINGS, NO	193	31.23%	
Total Votes Cast	618	100.00%	

PROPOSITION 128

Vote For 1

	TOTAL	VOTE %	
Yes	2,208	49.38%	
No	2,263	50.62%	
Total Votes Cast	4,471	100.00%	

PROPOSITION 129

Vote For 1

	TOTAL	VOTE %	
Yes	3,006	66.99%	
No	1,481	33.01%	
Total Votes Cast	4,487	100.00%	

PROPOSITION 130

Vote For 1

	TOTAL	VOTE %	
Yes	2,923	65.74%	
No	1,523	34.26%	
Total Votes Cast	4,446	100.00%	

PROPOSITION 131

Vote For 1

	TOTAL	VOTE %	
Yes	2,564	57.37%	
No	1,905	42.63%	
Total Votes Cast	4,469	100.00%	

PROPOSITION 132

Vote For 1

	TOTAL	VOTE %	
Yes	2,955	65.96%	
No	1,525	34.04%	
Total Votes Cast	4,480	100.00%	

PROPOSITION 209

Vote For 1

	TOTAL	VOTE %	
Yes	2,625	58.28%	
No	1,879	41.72%	
Total Votes Cast	4,504	100.00%	

Summary Results Report - Polling Place Ballots
2022 General Election
November 8, 2022

Unofficial Results
County of Gila,
State of Arizona




PROPOSITION 211

Vote For 1

	TOTAL	VOTE %	
Yes	2,520	57.10%	
No	1,893	42.90%	
Total Votes Cast	4,413	100.00%	

PROPOSITION 308

Vote For 1

	TOTAL	VOTE %	
Yes	1,349	29.70%	
No	3,193	70.30%	
Total Votes Cast	4,542	100.00%	




PROPOSITION 309

Vote For 1

	TOTAL	VOTE %	
Yes	3,332	73.54%	
No	1,199	26.46%	
Total Votes Cast	4,531	100.00%	

PROPOSITION 310

Vote For 1

	TOTAL	VOTE %	
Yes	1,965	43.44%	
No	2,559	56.56%	
Total Votes Cast	4,524	100.00%	

EARLY BALLOTS
County Summary
Rejection Summary

Summary Results Report - Early Ballots
2022 General Election
November 8, 2022

Unofficial Results
County of Gila,
State of Arizona






Statistics	TOTAL
Registered Voters - Total	33,949
Ballots Cast - Total	17,835
Voter Turnout - Total	52.53%

Summary Results Report - Early Ballots
 2022 General Election
 November 8, 2022

Unofficial Results
 County of Gila,
 State of Arizona

U.S. Senator

Vote For 1

	TOTAL	VOTE %	
REP MASTERS, BLAKE	10,366	58.72%	
DEM KELLY, MARK	6,766	38.33%	
LBT VICTOR, MARC J.	501	2.84%	
Write-In Totals	21	0.12%	
Total Votes Cast	17,654	100.00%	

U.S. Representative in Congress District 2

Vote For 1

	TOTAL	VOTE %	
REP CRANE, ELI	10,900	62.29%	
DEM O'HALLERAN, TOM	6,562	37.50%	
Write-In Totals	36	0.21%	
Total Votes Cast	17,498	100.00%	




Governor

Vote For 1

	TOTAL	VOTE %	
REP LAKE, KARI	11,033	62.72%	
DEM HOBBS, KATIE	6,503	36.97%	
Write-In Totals	54	0.31%	
Total Votes Cast	17,590	100.00%	

State Senator District 6

Vote For 1

	TOTAL	VOTE %	
DEM HATATHLIE, THERESA	333	98.81%	
Write-In Totals	4	1.19%	
Total Votes Cast	337	100.00%	





State Senator District 7

Vote For 1

	TOTAL	VOTE %	
REP ROGERS, WENDY	11,009	64.55%	
DEM NITSCHKE, KYLE	5,997	35.16%	
Write-In Totals	48	0.28%	
Total Votes Cast	17,054	100.00%	

State Representative District 6

Vote For 2





	TOTAL	VOTE %	
DEM PESHAKAI, MAE	251	47.81%	
DEM TSOSIE, MYRON	271	51.62%	
Write-In Totals	3	0.57%	
Total Votes Cast	525	100.00%	

Summary Results Report - Early Ballots
 2022 General Election
 November 8, 2022

Unofficial Results
 County of Gila,
 State of Arizona





State Representative District 7

Vote For 2

	TOTAL	VOTE %	
REP COOK, DAVID	10,791	51.27%	
REP MARSHALL SR., DAVID	9,907	47.07%	
Write-In Totals	351	1.67%	
Total Votes Cast	21,049	100.00%	

Secretary of State

Vote For 1

	TOTAL	VOTE %	
REP FINCHEM, MARK	10,472	60.05%	
DEM FONTES, ADRIAN	6,948	39.84%	
Write-In Totals	19	0.11%	
Total Votes Cast	17,439	100.00%	





Attorney General

Vote For 1

	TOTAL	VOTE %	
REP HAMADEH, ABRAHAM "ABE"	10,875	62.37%	
DEM MAYES, KRIS	6,539	37.50%	
Write-In Totals	23	0.13%	
Total Votes Cast	17,437	100.00%	





State Treasurer

Vote For 1

	TOTAL	VOTE %	
REP YEE, KIMBERLY	11,917	68.39%	
DEM QUEZADA, MARTÍN	5,489	31.50%	
Write-In Totals	19	0.11%	
Total Votes Cast	17,425	100.00%	

Superintendent of Public Instruction

Vote For 1

	TOTAL	VOTE %	
REP HORNE, TOM	10,869	62.24%	
DEM HOFFMAN, KATHY	6,576	37.65%	
Write-In Totals	19	0.11%	
Total Votes Cast	17,464	100.00%	

State Mine Inspector

Vote For 1







	TOTAL	VOTE %	
REP MARSH, PAUL	13,420	98.74%	
Write-In Totals	171	1.26%	
Total Votes Cast	13,591	100.00%	

Summary Results Report - Early Ballots
 2022 General Election
 November 8, 2022

Unofficial Results
 County of Gila,
 State of Arizona

Corporation Commissioner

Vote For 2

	TOTAL	VOTE %	
REP MYERS, NICHOLAS "NICK"	10,369	32.10%	
REP THOMPSON, KEVIN	10,383	32.14%	
DEM KENNEDY, SANDRA	6,081	18.82%	
DEM KUBY, LAUREN	5,455	16.89%	
Write-In Totals	17	0.05%	
Total Votes Cast	32,305	100.00%	




Board of Supervisors District 1

Vote For 1

	TOTAL	VOTE %	
REP CHRISTENSEN, STEVE	6,487	98.90%	
Write-In Totals	72	1.10%	
Total Votes Cast	6,559	100.00%	




Clerk of the Superior Court

Vote For 1

	TOTAL	VOTE %	
DEM ESCOBEDO, ANITA "ANNIE"	10,581	96.53%	
Write-In Totals	380	3.47%	
Total Votes Cast	10,961	100.00%	


Justice of the Peace Globe Regional

Vote For 1

	TOTAL	VOTE %	
DEM REARDON, JORDAN	3,709	97.81%	
Write-In Totals	83	2.19%	
Total Votes Cast	3,792	100.00%	

Justice of the Peace Payson Regional

Vote For 1

	TOTAL	VOTE %	
REP GARVIN, DONALD (DONNY)	9,841	98.49%	
Write-In Totals	151	1.51%	
Total Votes Cast	9,992	100.00%	

Constable Globe Regional

Vote For 1

	TOTAL	VOTE %	
DEM MANCHA, RUBEN	3,776	97.77%	
Write-In Totals	86	2.23%	
Total Votes Cast	3,862	100.00%	

Constable Payson Regional

Vote For 1

	TOTAL	VOTE %	
REP MCDANIEL, RONNIE	9,941	98.70%	
Write-In Totals	131	1.30%	
Total Votes Cast	10,072	100.00%	

Summary Results Report - Early Ballots
 2022 General Election
 November 8, 2022

Unofficial Results
 County of Gila,
 State of Arizona

BEENE, JAMES, Supreme Court Justice

Vote For 1

	TOTAL	VOTE %	
Yes	10,858	80.27%	
No	2,669	19.73%	
Total Votes Cast	13,527	100.00%	

MONTGOMERY, WILLIAM, Supreme Court Justice

Vote For 1

	TOTAL	VOTE %	
Yes	9,536	68.44%	
No	4,397	31.56%	
Total Votes Cast	13,933	100.00%	

TIMMER, ANN, Supreme Court Justice

Vote For 1

	TOTAL	VOTE %	
Yes	11,450	82.27%	
No	2,468	17.73%	
Total Votes Cast	13,918	100.00%	

Judge of the Superior Court Div. 2

Vote For 1

	TOTAL	VOTE %	
WRIGHT, TIMOTHY	12,322	98.58%	
Write-In Totals	177	1.42%	
Total Votes Cast	12,499	100.00%	

Mayor Town of Payson

Vote For 1

	TOTAL	VOTE %	
HIGGINS, CHRIS	3,703	52.39%	
MORRISSEY, TOM	3,316	46.92%	
Write-In Totals	49	0.69%	
Total Votes Cast	7,068	100.00%	

Board Member Rim Trail DWID

Vote For 2







	TOTAL	VOTE %	
DRISCOLL, J.T.	26	49.06%	
LUTRARIO, JOSEPH	10	18.87%	
TANNER JR., RAY	17	32.08%	
Write-In Totals	0	0.00%	
Total Votes Cast	53	100.00%	

Summary Results Report - Early Ballots
 2022 General Election
 November 8, 2022

Unofficial Results
 County of Gila,
 State of Arizona








Board Member Pleasant Valley FD

Vote For 3

	TOTAL	VOTE %	
HUNT, KATHY	213	28.82%	
JOHNSON, WAYNE	173	23.41%	
MCMAHON, JOHN	153	20.70%	
TUCCI, THAD	196	26.52%	
Write-In Totals	4	0.54%	
Total Votes Cast	739	100.00%	







Board Member Payson Unified School District #10

Vote For 2

	TOTAL	VOTE %	
CONLIN, JOANNE	2,871	21.09%	
GUERRERO, ELVIA	1,989	14.61%	
HEATHER, MICHAEL	2,162	15.88%	
TAYLOR, KATY	3,675	26.99%	
WARD, SUSAN	2,877	21.13%	
Write-In Totals	41	0.30%	
Total Votes Cast	13,615	100.00%	




Board Member Whiteriver Unified School District #20

Vote For 2

	TOTAL	VOTE %	
FALL, TYLO	29	17.79%	
LUPE, CANDY	48	29.45%	
PAXSON, MARTY	57	34.97%	
TATE, MICHAEL	29	17.79%	
Write-In Totals	0	0.00%	
Total Votes Cast	163	100.00%	





Board Member Young Public School District #5

Vote For 2

	TOTAL	VOTE %	
BELL, DEAN	246	54.42%	
Write-In Totals	206	45.58%	
Total Votes Cast	452	100.00%	

Board Member Miami Unified School District #40

Vote For 3

	TOTAL	VOTE %	
ALLEN, DEBBIE	920	32.64%	
GRAINGER, CINDY	936	33.20%	
SHRINER, DEANNA	808	28.66%	
Write-In Totals	155	5.50%	
Total Votes Cast	2,819	100.00%	

Summary Results Report - Early Ballots
 2022 General Election
 November 8, 2022

Unofficial Results
 County of Gila,
 State of Arizona

Question Globe Unified School District #1

Vote For 1

	TOTAL	VOTE %	
LEASE LAND AND CONSTRUCTION OF SCHOOL BUILDINGS, YES	1,803	72.09%	
LEASE LAND AND CONSTRUCTION OF SCHOOL BUILDINGS, NO	698	27.91%	
Total Votes Cast	2,501	100.00%	

PROPOSITION 128

Vote For 1

	TOTAL	VOTE %	
Yes	6,452	38.71%	
No	10,214	61.29%	
Total Votes Cast	16,666	100.00%	

PROPOSITION 129

Vote For 1

	TOTAL	VOTE %	
Yes	10,264	61.38%	
No	6,459	38.62%	
Total Votes Cast	16,723	100.00%	

PROPOSITION 130

Vote For 1

	TOTAL	VOTE %	
Yes	10,010	60.74%	
No	6,470	39.26%	
Total Votes Cast	16,480	100.00%	

PROPOSITION 131

Vote For 1

	TOTAL	VOTE %	
Yes	8,643	52.13%	
No	7,936	47.87%	
Total Votes Cast	16,579	100.00%	

PROPOSITION 132

Vote For 1

	TOTAL	VOTE %	
Yes	9,637	57.83%	
No	7,028	42.17%	
Total Votes Cast	16,665	100.00%	

PROPOSITION 209

Vote For 1




	TOTAL	VOTE %	
Yes	11,910	71.13%	
No	4,834	28.87%	
Total Votes Cast	16,744	100.00%	

Summary Results Report - Early Ballots
2022 General Election
November 8, 2022

Unofficial Results
County of Gila,
State of Arizona




PROPOSITION 211

Vote For 1

	TOTAL	VOTE %	
Yes	12,094	72.96%	
No	4,482	27.04%	
Total Votes Cast	16,576	100.00%	

PROPOSITION 308

Vote For 1

	TOTAL	VOTE %	
Yes	6,814	40.39%	
No	10,055	59.61%	
Total Votes Cast	16,869	100.00%	




PROPOSITION 309

Vote For 1

	TOTAL	VOTE %	
Yes	9,819	58.28%	
No	7,030	41.72%	
Total Votes Cast	16,849	100.00%	

PROPOSITION 310

Vote For 1

	TOTAL	VOTE %	
Yes	8,808	52.38%	
No	8,007	47.62%	
Total Votes Cast	16,815	100.00%	

Gila County, Arizona

General Election

November 8, 2022

Early Ballot Rejection Summary

Early Ballots		Total Received	Number Rejected	Verified for Tabulation
TOTALS	All Precincts	17,872	37	17,835

Rejected Ballots:

- 0 Deceased
- 1 Empty Affidavit
- 0 Multiple Ballots
- 11 No Signature
- 0 Not Registered
- 25 Signature Does not Match
- 0 Spoiled
- 0 Wrong Ballot
- 0 Wrong Precinct/Jurisdiction

37 TOTAL

PROVISIONAL BALLOTS
County Summary
Rejection Summary

Summary Results Report - Provisional Ballots
2022 General Election
November 8, 2022

Unofficial Results
County of Gila,
State of Arizona

Statistics	TOTAL
Registered Voters - Total	33,949
Ballots Cast - Total	125
Voter Turnout - Total	0.37%

Summary Results Report - Provisional Ballots
 2022 General Election
 November 8, 2022

Unofficial Results
 County of Gila,
 State of Arizona

U.S. Senator

Vote For 1

	TOTAL	VOTE %	
REP MASTERS, BLAKE	79	64.23%	
DEM KELLY, MARK	41	33.33%	
LBT VICTOR, MARC J.	3	2.44%	
Write-In Totals	0	0.00%	
Total Votes Cast	123	100.00%	

U.S. Representative in Congress District 2

Vote For 1

	TOTAL	VOTE %	
REP CRANE, ELI	81	69.23%	
DEM O'HALLERAN, TOM	36	30.77%	
Write-In Totals	0	0.00%	
Total Votes Cast	117	100.00%	

Governor

Vote For 1

	TOTAL	VOTE %	
REP LAKE, KARI	84	67.74%	
DEM HOBBS, KATIE	40	32.26%	
Write-In Totals	0	0.00%	
Total Votes Cast	124	100.00%	

State Senator District 6

Vote For 1

	TOTAL	VOTE %	
DEM HATATHLIE, THERESA	17	100.00%	
Write-In Totals	0	0.00%	
Total Votes Cast	17	100.00%	

State Senator District 7

Vote For 1

	TOTAL	VOTE %	
REP ROGERS, WENDY	84	80.77%	
DEM NITSCHKE, KYLE	20	19.23%	
Write-In Totals	0	0.00%	
Total Votes Cast	104	100.00%	

State Representative District 6

Vote For 2


	TOTAL	VOTE %	
DEM PESHAKAI, MAE	8	38.10%	
DEM TSOSIE, MYRON	13	61.90%	
Write-In Totals	0	0.00%	
Total Votes Cast	21	100.00%	

Summary Results Report - Provisional Ballots
 2022 General Election
 November 8, 2022

Unofficial Results
 County of Gila,
 State of Arizona




State Representative District 7

Vote For 2

	TOTAL	VOTE %	
REP COOK, DAVID	67	53.17%	
REP MARSHALL SR., DAVID	58	46.03%	
Write-In Totals	1	0.79%	
Total Votes Cast	126	100.00%	


Secretary of State

Vote For 1

	TOTAL	VOTE %	
REP FINCHEM, MARK	81	68.64%	
DEM FONTES, ADRIAN	37	31.36%	
Write-In Totals	0	0.00%	
Total Votes Cast	118	100.00%	

Attorney General

Vote For 1

	TOTAL	VOTE %	
REP HAMADEH, ABRAHAM "ABE"	84	70.00%	
DEM MAYES, KRIS	36	30.00%	
Write-In Totals	0	0.00%	
Total Votes Cast	120	100.00%	





State Treasurer

Vote For 1

	TOTAL	VOTE %	
REP YEE, KIMBERLY	87	73.73%	
DEM QUEZADA, MARTÍN	31	26.27%	
Write-In Totals	0	0.00%	
Total Votes Cast	118	100.00%	



Superintendent of Public Instruction

Vote For 1

	TOTAL	VOTE %	
REP HORNE, TOM	86	72.88%	
DEM HOFFMAN, KATHY	32	27.12%	
Write-In Totals	0	0.00%	
Total Votes Cast	118	100.00%	

State Mine Inspector

Vote For 1







	TOTAL	VOTE %	
REP MARSH, PAUL	95	96.94%	
Write-In Totals	3	3.06%	
Total Votes Cast	98	100.00%	

Summary Results Report - Provisional Ballots
 2022 General Election
 November 8, 2022

Unofficial Results
 County of Gila,
 State of Arizona




Corporation Commissioner

Vote For 2

	TOTAL	VOTE %	
REP MYERS, NICHOLAS "NICK"	74	37.37%	
REP THOMPSON, KEVIN	72	36.36%	
DEM KENNEDY, SANDRA	30	15.15%	
DEM KUBY, LAUREN	22	11.11%	
Write-In Totals	0	0.00%	
Total Votes Cast	198	100.00%	

Board of Supervisors District 1

Vote For 1

	TOTAL	VOTE %	
REP CHRISTENSEN, STEVE	24	100.00%	
Write-In Totals	0	0.00%	
Total Votes Cast	24	100.00%	




Clerk of the Superior Court

Vote For 1

	TOTAL	VOTE %	
DEM ESCOBEDO, ANITA "ANNIE"	64	95.52%	
Write-In Totals	3	4.48%	
Total Votes Cast	67	100.00%	

Justice of the Peace Globe Regional

Vote For 1

	TOTAL	VOTE %	
DEM REARDON, JORDAN	51	100.00%	
Write-In Totals	0	0.00%	
Total Votes Cast	51	100.00%	

Justice of the Peace Payson Regional

Vote For 1

	TOTAL	VOTE %	
REP GARVIN, DONALD (DONNY)	37	100.00%	
Write-In Totals	0	0.00%	
Total Votes Cast	37	100.00%	

Constable Globe Regional

Vote For 1

	TOTAL	VOTE %	
DEM MANCHA, RUBEN	52	98.11%	
Write-In Totals	1	1.89%	
Total Votes Cast	53	100.00%	

Constable Payson Regional

Vote For 1

	TOTAL	VOTE %	
REP MCDANIEL, RONNIE	35	100.00%	
Write-In Totals	0	0.00%	
Total Votes Cast	35	100.00%	

Summary Results Report - Provisional Ballots
 2022 General Election
 November 8, 2022

Unofficial Results
 County of Gila,
 State of Arizona

BEENE, JAMES, Supreme Court Justice

Vote For 1

	TOTAL	VOTE %	
Yes	62	75.61%	
No	20	24.39%	
Total Votes Cast	82	100.00%	

MONTGOMERY, WILLIAM, Supreme Court Justice

Vote For 1

	TOTAL	VOTE %	
Yes	60	73.17%	
No	22	26.83%	
Total Votes Cast	82	100.00%	

TIMMER, ANN, Supreme Court Justice

Vote For 1

	TOTAL	VOTE %	
Yes	57	73.08%	
No	21	26.92%	
Total Votes Cast	78	100.00%	

Judge of the Superior Court Div. 2

Vote For 1

	TOTAL	VOTE %	
WRIGHT, TIMOTHY	77	97.47%	
Write-In Totals	2	2.53%	
Total Votes Cast	79	100.00%	

Mayor Town of Payson

Vote For 1

	TOTAL	VOTE %	
HIGGINS, CHRIS	9	45.00%	
MORRISSEY, TOM	11	55.00%	
Write-In Totals	0	0.00%	
Total Votes Cast	20	100.00%	

Board Member Payson Unified School District #10

Vote For 2

	TOTAL	VOTE %	
CONLIN, JOANNE	7	21.21%	
GUERRERO, ELVIA	1	3.03%	
HEATHER, MICHAEL	7	21.21%	
TAYLOR, KATY	11	33.33%	
WARD, SUSAN	7	21.21%	
Write-In Totals	0	0.00%	
Total Votes Cast	33	100.00%	

Summary Results Report - Provisional Ballots
 2022 General Election
 November 8, 2022

Unofficial Results
 County of Gila,
 State of Arizona

Board Member Whiteriver Unified School District #20

Vote For 2

	TOTAL	VOTE %	
FALL, TYLO	2	10.53%	
LUPE, CANDY	4	21.05%	
PAXSON, MARTY	8	42.11%	
TATE, MICHAEL	5	26.32%	
Write-In Totals	0	0.00%	
Total Votes Cast	19	100.00%	

Board Member Miami Unified School District #40

Vote For 3

	TOTAL	VOTE %	
ALLEN, DEBBIE	4	30.77%	
GRAINGER, CINDY	4	30.77%	
SHRINER, DEANNA	4	30.77%	
Write-In Totals	1	7.69%	
Total Votes Cast	13	100.00%	

Question Globe Unified School District #1

Vote For 1

	TOTAL	VOTE %	
LEASE LAND AND CONSTRUCTION OF SCHOOL BUILDINGS, YES	29	72.50%	
LEASE LAND AND CONSTRUCTION OF SCHOOL BUILDINGS, NO	11	27.50%	
Total Votes Cast	40	100.00%	

PROPOSITION 128

Vote For 1

	TOTAL	VOTE %	
Yes	47	42.34%	
No	64	57.66%	
Total Votes Cast	111	100.00%	

PROPOSITION 129

Vote For 1

	TOTAL	VOTE %	
Yes	75	66.37%	
No	38	33.63%	
Total Votes Cast	113	100.00%	

PROPOSITION 130

Vote For 1

	TOTAL	VOTE %	
Yes	63	58.33%	
No	45	41.67%	
Total Votes Cast	108	100.00%	

Summary Results Report - Provisional Ballots
 2022 General Election
 November 8, 2022

Unofficial Results
 County of Gila,
 State of Arizona

PROPOSITION 131

Vote For 1

	TOTAL	VOTE %	
Yes	52	46.43%	
No	60	53.57%	
Total Votes Cast	112	100.00%	

PROPOSITION 132

Vote For 1

	TOTAL	VOTE %	
Yes	69	60.00%	
No	46	40.00%	
Total Votes Cast	115	100.00%	

PROPOSITION 209

Vote For 1

	TOTAL	VOTE %	
Yes	77	67.54%	
No	37	32.46%	
Total Votes Cast	114	100.00%	

PROPOSITION 211

Vote For 1

	TOTAL	VOTE %	
Yes	66	60.55%	
No	43	39.45%	
Total Votes Cast	109	100.00%	

PROPOSITION 308

Vote For 1

	TOTAL	VOTE %	
Yes	42	37.17%	
No	71	62.83%	
Total Votes Cast	113	100.00%	

PROPOSITION 309

Vote For 1

	TOTAL	VOTE %	
Yes	71	62.28%	
No	43	37.72%	
Total Votes Cast	114	100.00%	

PROPOSITION 310

Vote For 1

	TOTAL	VOTE %	
Yes	45	40.18%	
No	67	59.82%	
Total Votes Cast	112	100.00%	

Gila County, Arizona
General Election
November 8, 2022

Provisional Ballot Summary

Provisional Ballots		Total Received	Number Rejected	Verified for Tabulation
TOTALS		216	91	125

Rejection Reasons:

7	Voted Early Ballot
1	Empty Affidavit
0	Not Eligible
0	Incomplete Affidavit
0	No Identification or Insufficient Identification
0	No Signature
26	Not Registered
0	Registered After Cutoff Date
0	Wrong Party
0	Wrong Precinct
57	Wrong Jurisdiction
91	TOTAL

OFFICIAL WRITE-IN CANDIDATES
Votes Cast Summary

Gila County, Arizona

General Election
November 8, 2022

Official Write-in Candidate Summary

Candidate and Party	Office	Votes Cast
Bordes, Sherrise (REP)	U.S. Senate	1
Bullock, Christopher (REP)	U.S. Senate	0
Davida, Edward (REP)	U.S. Senate	0
Rodriguez, Roxanne Renee (REP)	U.S. Senate	0
McLean Jr., Ty Richard (DEM)	U.S. Senate	0
Smeltzer, Todd James (DEM)	U.S. Senate	0
Taylor, William "Will" Michael (DEM)	U.S. Senate	0
Maul, Lester "Skip" (IND)	U.S. Senate	0
Sarappo, Chris (IND)	U.S. Representative in Congress Dist 2	3
Denny, Steph "Steph" Noelle (REP)	Governor	4
Novoa, Alice (REP)	Governor	2
Lutes-Burton, Mikaela "Mikki" Shonnie (LBT)	Governor	6
Camboni, Anthony (NON)	Governor	0
Merrill, Rayshawn "Shawn" D'Anthony (IND)	Governor	0
Pounds IV, William Josue (GRN)	Governor	1
West, Liana (GRN)	Governor	0
King, Rich (REP)	State Senator District 6	2
Daniels, Jeff "J.D." (LBT)	State Senator District 7	14
Verrill, Chris (IND)	State Representative District 7	116
Severson, Samantha (LBT)	Attorney General	4
Finerd, Patrick (REP)	Superintendent of Public Instruction	3
Di Genova, Trista "Trista" (DEM)	State Mine Inspector	64
Gibson, Christina (NON)	Corporation Commissioner	4
Pearsall, Brittany J.	Board Member - MUSD No 40	223
Bunce, Sara	Board Member - YPSD No 5	171
Megahey, Dave L.	Board Member - YPSD No 5	111
Wantland, Kristin R.	Board Member - YPSD No 5	28

**RTDWID Election
Votes Cast Summary**

Board Member Rim Trail DWID

Vote for 2

	TOTAL	VOTE %	Early	Election Day	Provisional	Out of District
DRISCOLL, J.T.	127	49.61%	26	11	0	90
LUTRARIO, JOSEPH	31	12.11%	10	0	0	21
TANNER JR., RAY	98	38.28%	17	9	0	72
Write-In Totals	0	0.00%	0	0	0	0
Total Votes Cast	256	100.00%	53	20	0	183
Overvotes	0		0	0	0	0
Undervotes	14		5	2	0	7
Contest Totals	270		58	22	0	190

