

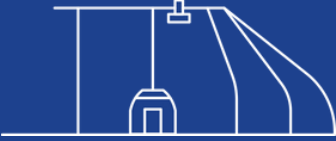


# HB Navigation Center

## December 2023 Report



Operated by  
**MERCYHOUSE**  
HUNTINGTON BEACH NAVIGATION CENTER



### 88%

Average  
Occupancy Rate  
During Month

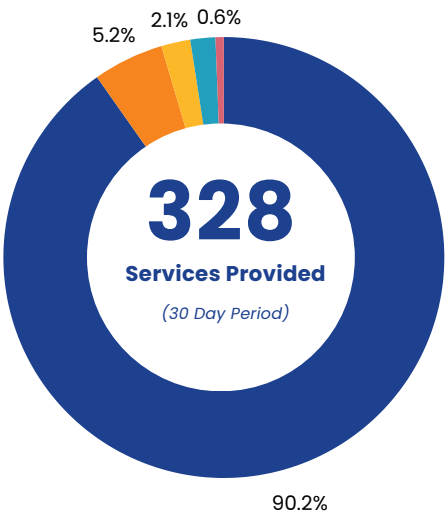
152












Total Enrolled  
*(monthly average)*

162

Peak Enrollment  
During Month

### SUPPORTIVE SERVICES



- 296  Housing Navigation
- 17  Physical Health
- 7  Transportation Services
- 6  Benefits
- 1  Employment Services
- 1  Mental Health
- 0  Veteran Services
- 0  Legal Support
- 0  Substance Use & Recovery
- 0  Self-Care Services
- 0  Educational Support

### DEMOGRAPHICS

**180** Males

**115** Females

**2** Non-Binary



**13**  
Veterans







**75**  
Seniors

### EXIT TO HOUSING



**4** Exited to  
Permanent Housing

-  **1** Permanent Housing  
(other than RRH)
-  **1** Rental Client  
(w/ HCV Voucher)
-  **1** Rental by Client  
(w/o subsidy)
-  **1** Staying with Family  
(Permanent Tenure)

