




# HB Navigation Center

October 2023 Report



Operated by  
**MERCYHOUSE**  
HUNTINGTON BEACH NAVIGATION CENTER



**95%**

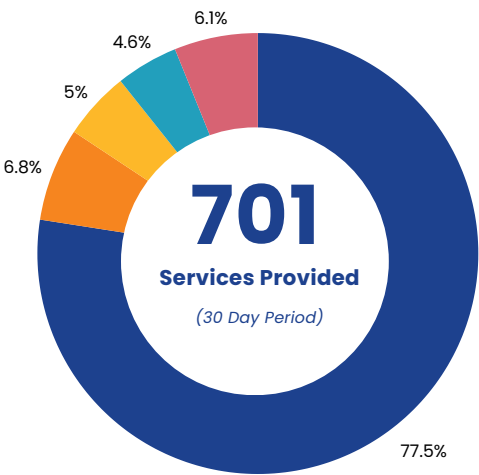
Average  
Occupancy Rate  
During Month












**165** **Total Enrolled**  
*(monthly average)*

---

**172** **Peak Enrollment**  
During Month

## SUPPORTIVE SERVICES



- 543**  Housing Navigation
- 48**  Transportation Services
- 35**  Benefits
- 32**  Physical Health
- 19**  Employment Services
- 16**  Mental Health
- 4**  Legal Support
- 2**  Substance Use & Recovery
- 2**  Veteran Services
- 0**  Self-Care Services
- 0**  Educational Support

## DEMOGRAPHICS

**151** Males

**691**

**88** Females



**12**  
Veterans





**74**  
Seniors

**1** Non-Binary

## EXIT TO HOUSING



**2** Exited to  
Permanent Housing

-  **1** Staying with Family  
(Permanent Tenure)
-  **1** Rental by Client  
(w/o Subsidy)

