

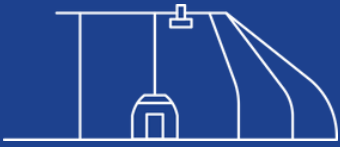


HB Navigation Center

April 2024 Report



Operated by
MERCYHOUSE
HUNTINGTON BEACH NAVIGATION CENTER



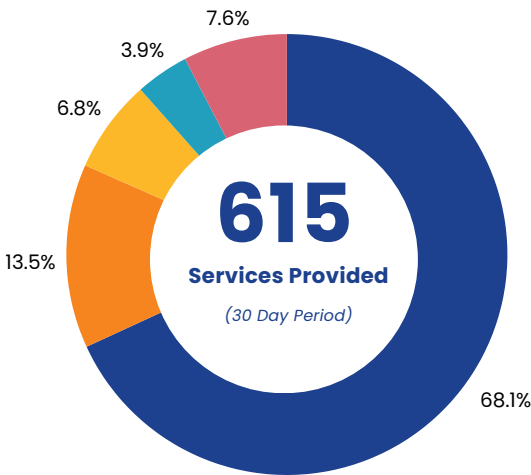
89%

Average
Occupancy Rate
During Month

154 Total Enrolled
(monthly average)

160 Peak Enrollment
During Month

SUPPORTIVE SERVICES




- 419**  Housing Navigation
- 83**  Transportation Services
- 42**  Physical Health
- 24**  Benefits
- 20**  Self-Care Services
- 8**  Mental Health
- 8**  Legal Support
- 6**  Employment Services
- 3**  Substance Use & Recovery
- 2**  Veteran Services
- 0**  Educational Support


DEMOGRAPHICS

221 Males

143 Females



16
Veterans






75
Seniors

1 Non-Binary

EXIT TO HOUSING



3 Exited to
Permanent Housing

-  **1** Permanent Supportive Housing
-  **1** Permanent Supportive Housing
-  **1** Other permanent housing dedicated to formerly homeless persons

