

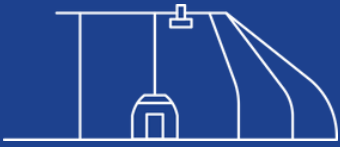


HB Navigation Center

February 2024 Report



Operated by
MERCYHOUSE
HUNTINGTON BEACH NAVIGATION CENTER



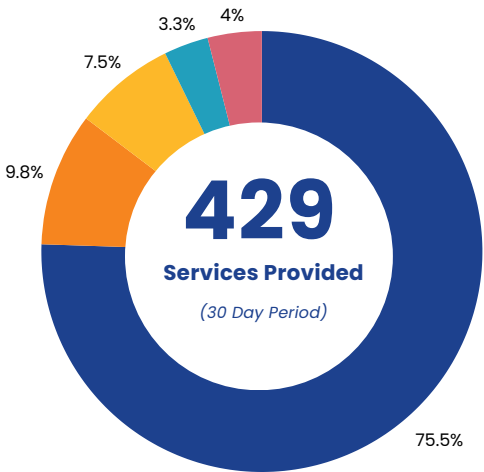
94%










Average
Occupancy Rate
During Month

164 Total Enrolled
(monthly average)

168 Peak Enrollment
During Month

SUPPORTIVE SERVICES




- 324**  Housing Navigation
- 42**  Transportation Services
- 32**  Physical Health
- 14**  Employment Services
- 10**  Benefits
- 5**  Mental Health
- 1**  Veteran Services
- 1**  Legal Support
- 0**  Substance Use & Recovery
- 0**  Self-Care Services
- 0**  Educational Support


DEMOGRAPHICS

200 Males

128 Females



14
Veterans






75
Seniors

1 Non-Binary

EXIT TO HOUSING



3 Exited to
Permanent Housing

-  **1** Rental Client
(w/ HCV Voucher)
-  **1** Rental Client
(w/ HCV Voucher)
-  **1** Rental Client
(w/ HCV Voucher)

