

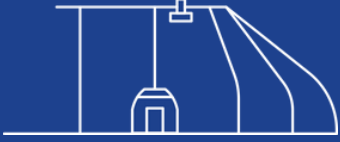


# HB Navigation Center

January 2024 Report



Operated by  
**MERCYHOUSE**  
HUNTINGTON BEACH NAVIGATION CENTER



91%

Average  
Occupancy Rate  
During Month

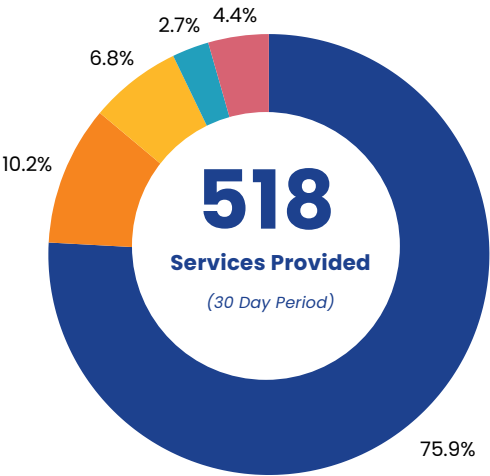
159

Total Enrolled  
*(monthly average)*

166

Peak Enrollment  
During Month

## SUPPORTIVE SERVICES



- 393 Housing Navigation
- 53 Physical Health
- 35 Transportation Services
- 14 Benefits
- 9 Legal Support
- 8 Employment Services
- 5 Mental Health
- 1 Veteran Services
- 0 Substance Use & Recovery
- 0 Self-Care Services
- 0 Educational Support

## DEMOGRAPHICS

**222** Males

**140** Females

**14**  
Veterans


**73**  
Seniors

**1** Non-Binary

## EXIT TO HOUSING



**1** Exited to  
Permanent Housing

**1** Staying with Family  
*(Permanent Tenure)*

