

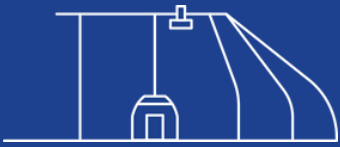


# HB Navigation Center

March 2024 Report



Operated by  
**MERCYHOUSE**  
HUNTINGTON BEACH NAVIGATION CENTER



**91%**

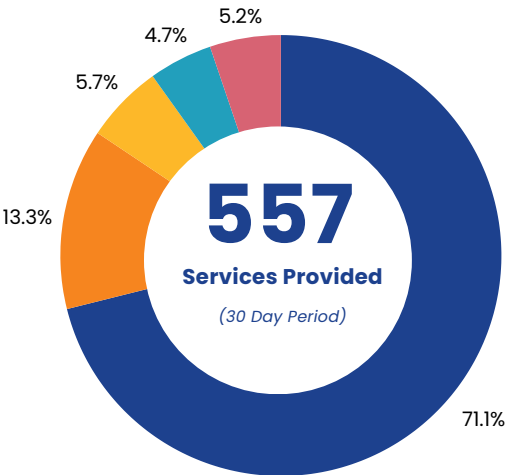
Average  
Occupancy Rate  
During Month











**157** Total Enrolled  
*(monthly average)*

---

**161** Peak Enrollment  
During Month

## SUPPORTIVE SERVICES




- 396**  Housing Navigation
- 74**  Transportation Services
- 32**  Physical Health
- 26**  Benefits
- 12**  Mental Health
- 9**  Employment Services
- 4**  Veteran Services
- 4**  Legal Support
- 0**  Substance Use & Recovery
- 0**  Self-Care Services
- 0**  Educational Support


## DEMOGRAPHICS

**222** Males

**140** Females



**14**  
Veterans



**75**  
Seniors

**1** Non-Binary

**EXIT TO HOUSING**



Housed  
Year to Date

**5**

**1** Exited to  
Permanent Housing



**1** Staying with Family  
*(Permanent Tenure)*

