



HB Navigation Center

May 2024 Report



Operated by
MERCYHOUSE
HUNTINGTON BEACH NAVIGATION CENTER

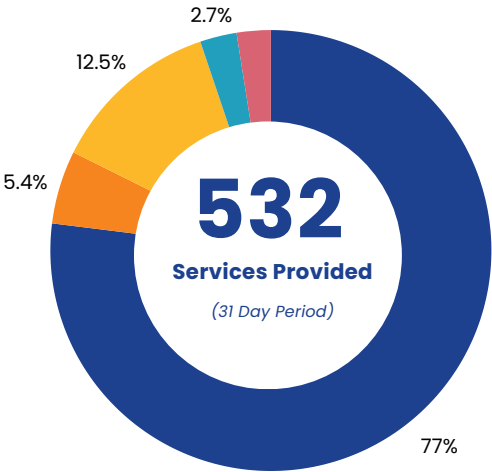













88%
Average
Occupancy Rate
During Month

152
Total Enrolled
(monthly average)

158
Peak Enrollment
During Month

SUPPORTIVE SERVICES





- 401**  Housing Navigation
- 28**  Transportation Services
- 65**  Physical Health
- 14**  Benefits
- 0**  Self-Care Services
- 13**  Mental Health
- 8**  Legal Support
- 1**  Employment Services
- 2**  Substance Use & Recovery
- 0**  Veteran Services
- 0**  Educational Support

DEMOGRAPHICS

241 Males

147 Females

 **20** Veterans

 **73** Seniors

1 Non-Binary

EXIT TO HOUSING



6 Exited to Permanent Housing

-  **1** Permanent Supportive Housing
-  **1** Permanent Supportive Housing
-  **1** Other permanent housing dedicated to formerly homeless persons
-  **1** Other permanent housing dedicated to formerly homeless persons
-  **1** Other permanent housing dedicated to formerly homeless persons
-  **1** Housing Stability Voucher

