City of Marietta, Ohio
Community Development Block Grant
(CDBG) Program

Program Year 2021 Consolidated Annual Performance and Evaluation Report (CAPER)

January 1, 2021 – December 31, 2021

TABLE OF CONTENTS

Program Year 2021 Consolidated Annual Performance and Evaluation Report

Page

CR-05 Goals and Outcomes 91.520(a) 1

CR-10 Racial and Ethnic Composition of Families Assisted 5

CR-15 Resources and Investments 7

CR-20 Affordable Housing 91.520(b) 10

CR-25 Homeless and Other Special Needs 91.220(d, e); 91.320 (d, e); 91.520(c) 13

CR-30 Public Housing 91.220(h); 91.320(j) 15

CR-35 Other Actions 91.220(j) – (k); 91.320(i) – (j) 16

CR-40 Monitoring 91.220 and 91.230 20

CR-45 CDBG 91.520(c) 23

Appendices

Appendix 1: Public Notice Inviting CAPER Citizen Participation

Appendix 2: Washington County, Ohio Informational Profile

Appendix 3: PR03 (CDBG Activity Summary Report)

Appendix 4: PR06 (Summary of Consolidated Plan Projects)

Appendix 5: PR10 (CDBG Housing Activities)

Appendix 6: PR23 (Summary of Accomplishments)

Appendix 7: PR26 (Financial Summary & Corrected Statements)

Appendix 8: Section 3 Report (not currently available in SPEARS)

CR-05 - Goals and Outcomes

Progress the jurisdiction has made in carrying out its strategic plan and its action plan. 91.520(a)
This could be an overview that includes major initiatives and highlights that were proposed and executed throughout the program year.

Program Year 2021 was a transitional year in many ways for the City of Marietta. From directional changes to foundational work, the overarching initiative of 2021 was to reevaluate longstanding programming, analyze the bases for continuing action items, and discontinue items inconsistent with the long-term vision of a better-focused program.

As for progress toward the LMI housing goal, it was discovered during 2021's programmatic reevaluation that the preexisting programs had operated under a thin set of bullet points. Without standard policies and procedures beyond bullet-pointed basics, it was difficult to make eligibility determinations, ensure that projects proceeded correctly, and finalize accomplishments. The requirement to obtain three bids on small-dollar work, in particular, made it difficult for homeowners to identify appropriate competitively-chosen contractors.

Against this backdrop, the Development Department worked to create in-house a well-rounded set of policies and procedures to provide standard rules for future housing programs operations. More formal program standards should improve applicant and project eligibility assessments, result in better-defined scopes of work, improve the selection of appropriate contractors by homeowners, and increase the likelihood of work done to homeowner satisfaction. The hope in 2022 is that these changes in programmatic structure will benefit the program long-term.

The City of Marietta had also been operating before 2021 with minimal CDBG-wide policies and procedures. Looking back several years, the confusion over CDBG basics stemming from the lack of a policies and procedures manual had become severe, particularly after a change in Development Department leadership at the end of 2019. By the time Program Year 2020 drew to a close, the Development Department was in a period of full-blown crisis which could potentially have been avoided withn a standard manual explaining the fundamentals of CDBG operations. Therefore, in 2021 the Development Department applied to HUD's technical assistance program and collaborated weekly with HUD-appointed contractors to develop a formal CDBG program manual. It is hoped that the drafting of this rather broad manual, along with periodic updates as necessary, will provide the foundation necessary to understand program basics at a level suitable to eventual restoration of a standard program cycle. Although the completed manual was finished too late to meaningfully benefit the PY 2022 planning process, it is anticipated that future planning efforts (once the planning cycle can be restored – this might take some time) will benefit by our work in 2021.

OMB Control No: 2506-0117 (exp. 09/30/2021)

In terms of the Strategic Plan and 2021 Action Plan, the lack of a solid planning framework left the Needs Assessment incomplete as of the start of 2021. Notwithstanding this late start, by March 2021 a needs assessment had been conducted and the contours of a fully-formed plan had begun to take shape. Unfortunately, the timetable for developing the Consolidated Plan and Action Plan – although it proceeded at an accelerated rate – resulted in an August submission of the final plan to HUD by virtue of the late start. By the time the submitted plans were approved in September, more than 2/3 of the year had passed. Most of the progress made toward multi-year and annual goals under the new 2021 Consolidated Plan/Action Plan had to be crammed into the final few months of the year. Taking into account how much ground had to be made up in 2021 just for the City of Marietta to be in the position to submit an acceptable consolidated plan, the City made as much programmatic progress as was reasonably possible in 2021.

Comparison of the proposed versus actual outcomes for each outcome measure submitted with the consolidated plan and explain, if applicable, why progress was not made toward meeting goals and objectives. 91.520(g)

Categories, priority levels, funding sources and amounts, outcomes/objectives, goal outcome indicators, units of measure, targets, actual outcomes/outputs, and percentage completed for each of the grantee's program year goals.

Goal	Category	Source / Amount	Indicator	Unit of Measure	Expected – Strategic Plan	Actual – Strategic Plan	Percent Complete	Expected – Program Year	Actual – Program Year	Percent Complete
Infrastructure and Facilities	Non-Housing Community Development	CDBG: $	Public Facility or Infrastructure Activities other than Low/Moderate Income Housing Benefit	Persons Assisted	341	0	0.00%	114	0	0.00%
Neighborhood Revitalization	Non-Housing Community Development	CDBG: $	Public Facility or Infrastructure Activities other than Low/Moderate Income Housing Benefit	Persons Assisted	150	0	0.00%	50	0	0.00%

OMB Control No: 2506-0117 (exp. 09/30/2021)

Preservation of LMI Housing	Affordable Housing	CDBG: $	Homeowner Housing Rehabilitated	Household Housing Unit	36	3	8.33%	12	3	25.00%
Public Services	Non-Homeless Special Needs Non-Housing Community Development	CDBG: $	Public service activities other than Low/Moderate Income Housing Benefit	Persons Assisted	153	10085	6,591.50%	51	10085	19,774.51%

Table 1 - Accomplishments – Program Year & Strategic Plan to Date

Assess how the jurisdiction's use of funds, particularly CDBG, addresses the priorities and specific objectives identified in the plan, giving special attention to the highest priority activities identified.

Priority needs as set forth in the Consolidated Plan/Action Plan developed in 2021 included Decent Affordable Housing (with the associated goal of preserving LMI housing), Public Infrastructure Improvements (with the associated goal of infrastructure and facilities), Neighborhood Revitalization (with the associated goals of preserving LMI housing and revitalizing neighborhoods), Transportation (with the associated goal of providing public services) and Homeless Assistance (with the associated goal of providing public services). Each of these needs was designated as high priority in 2021.

The jurisdiction's actual use of funds closely corresponds to advancing as many of these priority needs and goals as was reasonably possible given available time and personnel resources. 2021 CDBG funds were used on several qualifying home rehabilitation-oriented projects, a busing transportation agreement, and were approved for pay for facilities where a winter homeless drop-in center is hosted (with the agreement to facilitate the service having been finalized in November and payment on that agreement having been deferred into first quarter 2022 due to the City Auditor's Office needing to create a new city fund to handle the payments). 2020 CDBG funds were also used in 2021 (pursuant to an agreement executed in 2020) to perform historic preservation work at the Anchorage (a historic home owned by the Washington County Historical Society located in a heavily LMI neighborhood), which – although performed under Consolidated Plan 2018 – tends to advance the new plan's goal of neighborhood revitalization. Efforts remain underway in 2022 to continue targeting CDBG dollars to address priority

OMB Control No: 2506-0117 (exp. 09/30/2021)

needs. We intend to continue making progress towards the accomplishment of our 2021 goals to the maximum feasible extent.

Of course, an ongoing goal in 2021 was the use of CDBG-CV funding received under the City's 2019 Action Plan to respond to the continuing effects of the COVID-19 pandemic. Round 3 CARES Act CDBG-CV funding was infused into a preexisting program established in collaboration with Washington-Morgan Community Action to provide pandemic-related rent and utilities assistance to income-qualified applicants affected by the pandemic. Efforts also continued in 2021 to provide food bank assistance to the community in collaboration with the Greater Marietta Area Community Food Pantry (GMCFP). GMCFP reported that 794 income-qualified persons were assisted by new access to toiletries and increased access to food supplies. As was likely the case in many jurisdictions facing the need in 2021 to create and advance programming to address pandemic conditions, time spent on pandemic relief programming took away from the time that otherwise may have been spent on the advancement of core non-pandemic goals.

Even as the City understands that its slow-but-steady methodical approach in 2021 did not result in the advancement of every goal it originally set for itself with 2021 funding, serious progress was made toward the advancement of a well-rounded community improvement agenda. Most importantly, the foundation was laid for future progress toward all goals.

OMB Control No: 2506-0117 (exp. 09/30/2021)

CR-10 - Racial and Ethnic composition of families assisted

Describe the families assisted (including the racial and ethnic status of families assisted). 91.520(a)

	CDBG
White	804
Black or African American	9
Asian	0
American Indian or American Native	0
Native Hawaiian or Other Pacific Islander	0
Total	**813**
Hispanic	0
Not Hispanic	813

Table 2 – Table of assistance to racial and ethnic populations by source of funds

Narrative

The City of Marietta is committed to serving all persons on a first-come, first-serve basis without discrimination. As a small Appalachian town in a geographic region with a predominantly non-Hispanic Caucasian racial and ethnic demographic, the City of Marietta continues over time to be significantly less diverse in its population than many other CDBG entitlement communities. All non-white minorities and persons of Hispanic ethnicity combined do not total even 10% of the City's population. In most years, self-selecting applicants for program assistance tend by simple demographic odds to be of non-Hispanic Caucasian race and ethnicity. This remained true in 2021.

The City of Marietta assisted 3 families with completed homeowner rehabilitation and minor repair-oriented projects in 2021. All families served were required to meet income and other eligibility requirements, and each project proposed for assistance was also assessed for program eligibility. All qualified persons who received assistance happened to be white, consistent with general communitywide demographics. Similarly, applications determined ineligible or which were eligible but unable to be completed in 2021 due to an insufficient number of competitive bids were also submitted by white/non-Hispanic applicants. No applications for assistance were received from non-white or Hispanic persons. In other supported programming, such as the CDBG-CV funded food pantry assistance and drop-in center services, a small number of black/African American persons did qualify for and receive program benefits notwithstanding their low incidence in the wider population.

Beyond race and ethnicity, the City of Marietta assisted three female heads of household through its housing programs in 2020. No male heads of household were assisted.

OMB Control No: 2506-0117 (exp. 09/30/2021)

CR-15 - Resources and Investments 91.520(a)

Identify the resources made available

Source of Funds	Source	Resources Made Available	Amount Expended During Program Year
CDBG	public - federal	411,763	134,125

Table 3 - Resources Made Available

Narrative

The City of Marietta received a total of $411,763 from HUD for PY 2021 use under the new 2021 Consolidated/Action Plan (the first year of the City's new consolidated planning cycle). Roughly one-third of the available funding was spent by the end of 2021. Efforts are ongoing to continue to advance Consolidated Plan goals using 2021 resources, in addition to the CDBG funding anticipated in subsequent rounds (2022 and thereafter).

Unexpended CDBG funds at the end of previous program years 2018, 2019 and 2020 had already been pre-committed to older activities prior to 2021 under the prior (2018) Consolidated Plan. With the City's 2021 change in CDBG direction, an effort was made as 2021 drew to a close to untangle that older funding from activities with an insignificant likelihood of progressing. Over the course of 2021, those older funds were generally not immediately available to jumpstart work toward 2021 priorities. Therefore, these funds are not counted as part of the City's ready and available funding under the new 2021 Consolidated Plan, although reprogrammed funds are anticipated in the future to be part of the total resources made available for the 2021 plan.

None of the activities undertaken in 2021 were geographically focused, with the exception of the City's support for bus services along designated routes which operate in LMI-qualified defined census tracts. Geographic distribution was not a factor in any other funding decision, given that the direct assistance programs otherwise supported depended on personal income qualification rather than site location.

Identify the geographic distribution and location of investments

Target Area	Planned Percentage of Allocation	Actual Percentage of Allocation	Narrative Description
City of Marietta	100	100	Citywide

Table 4 – Identify the geographic distribution and location of investments

Narrative

One major distinction between the 2021 Consolidated/Action Plans and previous years' plans is its reevaluation of whether the "target areas" concept is useful in Marietta. Marietta is a small city of between 13,000-14,000 people with an overall LMI concentration greater than 52% when taken as a

whole. Lack of regional diversity means there are no racially or ethnically concentrated areas to target in combating discrimination. Viewing CDBG as a citywide resource subject to LMA or LMC qualification analysis, therefore, was determined in 2021 to be a better approach than viewing CDBG as a resource to be parceled out to specific areas of town on a "target area" basis.

When advancing infrastructure goals under the present Consolidated Plan, census tract block groups will play a great role in determining the locations and beneficiaries of community investment. Yet, CDBG will not operate on the basis of designated target areas smaller than "City of Marietta" even if analyzing certain subareas' data and needs leads to prevalent investment in certain locales over others.

Avoiding the use of presumed-appropriate "target areas" has the added benefit of requiring that specific attention be paid to the actual service areas of site improvements. The understanding that there are certain CDBG-eligible "target areas" has had the unintended past side effect in Marietta of feeding a misunderstanding that there are certain "CDBG eligible areas" where investment will always be legitimate (and, conversely, that investment will always be illegitimate when sited in non-target areas). Thus, use of the whole-city approach paired with individual analysis of the reach of each project on its own merits has the apparent benefit of requiring thought and documentation. Project proponents must fully think through and justify not only the "location" of proposed investments, but also the extent of the service area regardless of where physical work is proposed to be sited. In the long run, it is hoped that this shift away from the use of "target areas" and toward "service areas" will lead to a more accurate and refined conception of place-based investment.

Nonetheless, it can be reported that each of the three housing rehabilitation jobs accomplished in 2021 occurred in a different LMI-qualified area/neighborhood of town, above and beyond each homeowner applicant's personal income qualification. One of these jobs occurred in Census Tract 205, Block Group 1 (69.37% LMI); another occurred in Census Tract 208, Block Group 3 (58.22% LMI). The third occurred in Census Tract 210, Block group 2 (61.48% LMI). Likewise, assisted transportation operations of the Community Action Bus Line occurred in Census Tract 208, Block Group 3; Census Tract 205, Block Group 2; Census Tract 210, Block Group 3; Census Tract 210, Block Group 2; Census Tract 210, Block Group 1; Census Tract 211, Block Group 1; Census Tract 211, Block Group 3; and Census Tract 211, Block Group 2. The headquarters of the homeless drop-in center which is to receive facilities rental support with encumbered 2021 funding also sits in Census tract 208, Block Group 3. In short, even without "target areas," CDBG investments are naturally, through the proper application of national objective standards, being made in areas that might well have otherwise been "targeted." The shift away from formally-designated "target areas", in short, is working in practice as intended.

Leveraging

Explain how federal funds leveraged additional resources (private, state and local funds), including a description of how matching requirements were satisfied, as well as how any publicly owned land or property located within the jurisdiction that were used to address the needs identified in the plan.

$40,000 worth of CDBG transportation dollars were leveraged along with various other sources of funding to support two bus lines of Washington County's public transportation program administered by Community Action (the Community Action Bus Line – CABL). As reported by Community Action, the $40,000 CDBG investment was supplemented with $151,660 worth of other federal funding and $22,650 worth of state/local funds. Community Action has traditionally managed the process of satisfying any matching requirements. Within the area of operation of this supported service, 10,085 persons were provided with access to low-cost public transportation within their census tract block group of residence, of which 5,655 people were of low-to-moderate income.

Beyond leveraging of funding sources, investment in the Washington County Homeless Project's vision of a winter months drop-in center (although that investment was not paid out until 2022) allowed volunteer labor to be leveraged toward the provision of a public service over a period which we anticipate will span approximately six months (October through April) for the rent and utilities cost of a warm facility. This leveraging is mentioned because in-kind leveraging of volunteer collaboration is another effective approach to gaining greater benefit from CDBG funding. We believe this has been a fruitful collaboration with great practical benefit in our community.

OMB Control No: 2506-0117 (exp. 09/30/2021)

CR-20 - Affordable Housing 91.520(b)

Evaluation of the jurisdiction's progress in providing affordable housing, including the number and types of families served, the number of extremely low-income, low-income, moderate-income, and middle-income persons served.

	One-Year Goal	Actual
Number of Homeless households to be provided affordable housing units	60	71
Number of Non-Homeless households to be provided affordable housing units	30	746
Number of Special-Needs households to be provided affordable housing units	25	26
Total	**115**	**843**

Table 5 – Number of Households

	One-Year Goal	Actual
Number of households supported through Rental Assistance	400	1,280
Number of households supported through The Production of New Units	0	0
Number of households supported through Rehab of Existing Units	13	6
Number of households supported through Acquisition of Existing Units	0	0
Total	**413**	**1,286**

Table 6 – Number of Households Supported

Discuss the difference between goals and outcomes and problems encountered in meeting these goals.

Affordable housing assistance in Marietta mostly comes in the form of vouches administered by Community Action through its various assistance programs. The only City of Marietta housing activity category among the voucher programs that did not exceed the one year goal was rehabilitation of existing units. As previously explained, the main driver of housing rehabilitation problems in the City of Marietta-administered program tended to be homeowners' difficulty in procuring competitively bid contractors. New policies and procedures implemented in 2022 seek to address that issue by

OMB Control No: 2506-0117 (exp. 09/30/2021)

decomplicating the contractor selection process and putting contractor choice in the hands of homeowners.

In general, more homeless persons were served in 2021 than initially expected. Increased demand may be due to an increasing homeless population driven by the era of COVID and present economic conditions. However, homeless numbers do appear by the available data to have been gradually increasing year over year for the past several years. Non-homeless assistance substantially exceeded expected goals, and this is attributed to an increase both in resources and need as a result of the pandemic. Rental assistance levels tripled expected levels for the same reasons.

Discuss how these outcomes will impact future annual action plans.

These outcomes suggest that the demand is there whether or not the money is. Community poverty exists but can be to some degree masked by lower assistance numbers which are framed by the availability of resources. As more resources were made available to fight COVID, the true need increasingly manifested itself to match the level of available resources. Because action plans depend more on anticipated resources than on the need which will always exceed available resources, it is unlikely that future action plans will be impacted. Moreover, the projected need for rehabilitation assistance was fairly on target to the number of assistance applications received, with the biggest limiting factor being contractor availability. Although future action plans may not be impacted this this outcome, the future procurement system for contractors was impacted as we seek a smoother and more efficient contractor selection process to address smaller-scale home repair needs.

Include the number of extremely low-income, low-income, and moderate-income persons served by each activity where information on income by family size is required to determine the eligibility of the activity.

Number of Households Served	CDBG Actual	HOME Actual
Extremely Low-income	2	0
Low-income	1	0
Moderate-income	0	0
Total	**3**	**0**

Table 7 – Number of Households Served

Narrative Information

One hundred percent of those served in 2021 by Marietta's CDBG housing rehabilitation programs were at lower income levels. Moderate-income persons did not apply for program assistance. Sixty-six percent of those assisted lived in two-person households where annual income was below HUD's "very low" income AMI standard. The category of one-person household represented thirty-three percent of those served with housing rehabilitation assistance, and within this category the income was below HUD's "low" income AMI standard. Eligibility was determined in the CDBG program by collecting

information about the number of household members, projecting the expected 12-month income of each household member for the immediate future 12-month period, and comparing total household income against the current HUD-published area median income limits for Washington County, OH.

CR-25 - Homeless and Other Special Needs 91.220(d, e); 91.320(d, e); 91.520(c)

Evaluate the jurisdiction's progress in meeting its specific objectives for reducing and ending homelessness through:

Reaching out to homeless persons (especially unsheltered persons) and assessing their individual needs

In 2021, the City of Marietta supplemented its traditional collaborations with the Continuum of Care by undertaking an additional collaboration with the nonprofit organization named Washington County Homeless Project. Washington County Homeless Project sought to leverage volunteer time, talent and enthusiasm in service of the local homeless by creating a freely accessible center to serve the income-qualified homeless and near homeless in search of a respite from winter conditions and temporary daytime accommodations. The nonprofit's goal was to develop personal relationships with members of the homeless population and create a nonthreatening point of personal community contact from which referrals to other needed services might be made. All the Washington County Homeless Project asked from the Marietta CDBG program to facilitate its vision of a daytime drop-in center was financial support for a facility in which to host these operations during the coldest months of the year. The City of Marietta through its CDBG program, sensing an opportunity to reach out to the homeless unsheltered and functionally near-homeless homeless, provided supportive assistance to this nonprofit mission. Although this new service required the city to create a new budget line item (thus deferring the first payment in support of this service until 2022), the collaboration began in the waning months of 2021 and has continued into the new year.

Addressing the emergency shelter and transitional housing needs of homeless persons

The City of Marietta continued in 2021 to facilitate transitions to permanent housing by collaborating with the local PHA, Washington-Morgan Community Action Program, in its Housing Choice Voucher Program. This collaboration occurred in the context of other community resources which continue to exist to address various aspects of emergency shelter and transitional housing. Eve, Inc. helps low to moderate income eligible victims of domestic violence with temporary shelter and the transition into new homes. Several local churches provide temporary emergency shelter for families in need during the winter months, although such programming usually provides limited/temporary overnight emergency hotel/motel accommodations. The Washington County Children's Services Board provides protective custody and foster care for children in Washington County, while the Washington County home develops a personalized program of care and rehabilitation for each resident with his or her personal goals in mind. The City of Marietta's continuing efforts in 2021 must be placed within this wider context of emergency shelter and transitional housing efforts and resources.

Helping low-income individuals and families avoid becoming homeless, especially extremely low-income individuals and families and those who are: likely to become homeless after being discharged from publicly funded institutions and systems of care (such as health care

facilities, mental health facilities, foster care and other youth facilities, and corrections programs and institutions); and, receiving assistance from public or private agencies that address housing, health, social services, employment, education, or youth needs

The City of Marietta uses the supportive services of Hocking Athens Vinton Area Recreational (HAVAR) residential services for MR/DD clients and Washington County Mental Health and Addiction Recovery, as well as the Washington County Family and Children First Council. This remained true in 2021.

Helping homeless persons (especially chronically homeless individuals and families, families with children, veterans and their families, and unaccompanied youth) make the transition to permanent housing and independent living, including shortening the period of time that individuals and families experience homelessness, facilitating access for homeless individuals and families to affordable housing units, and preventing individuals and families who were recently homeless from becoming homeless again

Washington-Morgan Community Action Program (WMCAP), in its public housing agency role, operates a number of programs relevant to assisting the homeless. These include the City of Marietta Section 8 tenant-based assistance program, Homeless Crisis Response Program – Rapid Rehousing (HCRP), Shelter Plus Care, Housing Choice Voucher Program, Homeless Crisis Response Program – Homeless Prevention, MRDD Housing, Supportive Services for Veterans Families (SSVF), and Family Self-Sufficiency Program. These programs continued in 2021 with the encouragement and support of the City of Marietta.

CR-30 - Public Housing 91.220(h); 91.320(j)

Actions taken to address the needs of public housing

As in the past, city-owned public housing units did not exist in Marietta in 2021. In lieu of public housing units, Washington-Morgan Community Action contracts with the City to issue Section 8 Housing Choice Vouchers for use in Marietta.

Furthermore, it should be noted that the use of CDBG-CV CARES Act funding in 2020 led to an additional temporary program oriented at addressing increased public housing needs driven by pandemic conditions. Although not designed to be a permanent solution, rent and utilities assistance on a temporary basis for qualifying applicants presently provides a boost to the jurisdiction's ongoing Section 8 efforts to facilitate public housing opportunities.

Actions taken to encourage public housing residents to become more involved in management and participate in homeownership

Washington-Morgan Community Action operates a Family Self Sufficiency Program to help Section 8 Voucher holders achieve greater self-sufficiency. Program participants enter into a contract to become "self-sufficient", meeting with a case manager and developing a plan to work toward desired goals. The program allows participant tenants to pay a small amount of rent which gradually over time increases, with WMCAP making up the difference in rent. The amount of the rent covered by WMCAP, which would otherwise be paid by the program participant, is paid by the program participant into an escrow account, with the program's goal being to help the tenant save money to make a downpayment on a home loan. This program through Washington-Morgan Community Action continues.

Actions taken to provide assistance to troubled PHAs

Not applicable. The Public Housing Agency was not designated as troubled in 2021.

OMB Control No: 2506-0117 (exp. 09/30/2021)

CR-35 - Other Actions 91.220(j)-(k); 91.320(i)-(j)

Actions taken to remove or ameliorate the negative effects of public policies that serve as barriers to affordable housing such as land use controls, tax policies affecting land, zoning ordinances, building codes, fees and charges, growth limitations, and policies affecting the return on residential investment. 91.220 (j); 91.320 (i)

The City of Marietta does not currently have unreasonable requirements which would substantially hinder the construction of housing or substantially increase the cost of housing. The city's extensive floodplain footprint does pose a significant hurdle for general development, and designated historic districts also contribute to development difficulties. These geographic challenges, which are outside of the City's control, far outweigh any public policy-oriented development challenges.

The Marietta Codified Ordinances contains the jurisdiction's local planning laws. These include zoning regulations, health codes, and building requirements. However, these codes and regulations appear designed to protect the health and safety of residents rather than to hinder housing construction. The City of Marietta has no impact fees, growth fees, rent control or other regulations that would substantially increase housing costs.

In sum, the major barriers to affordable housing are not within the City's control, and are instead the result of natural, geographical and historic factors. There are no present actions to be taken to address the impact of counterproductive public policies which hinder affordable housing.

Actions taken to address obstacles to meeting underserved needs. 91.220(k); 91.320(j)

The City of Marietta participates with Washington-Morgan Community Action and other local service agencies in ongoing Continuum of Care planning and coordination, while several organizations combine efforts to cope with emergency housing needs and homelessness prevention. The City monitors, and will modify, this approach as necessary.

The Development Department contributes directly to the wider community effort by extending annual grants to agencies providing essential services to low-income at-risk persons. The City's housing rehabilitation programming also played a role in the City's support for this collective effort in 2021 by continuing to give priority to low income homeowners facing qualifying housing issues suitable to be fixed through the program. One specific action taken in 2021 to improve the future efficacy of this programming was a re-envisioning of the housing programs, which were restructured through the development of a formal set of policies and procedures. It is hoped that underserved needs can be better met in the future with a more formal, better defined set of assistive rehabilitation programs.

Actions taken to reduce lead-based paint hazards. 91.220(k); 91.320(j)

All applicants who sought home painting assistance in 2021 received the brochure entitled "The Lead-

Safe Certified Guide to Renovate Right." The City also used lead chip clean-up inspections to facilitate projects where no exemption from lead safe standards could be identified. The 2021 creation of housing rehabilitation policies and procedures also entailed substantial research into lead safe standards and the specific creation of lead policies to frame future program operations.

The City for a number of years has also prohibited contractors without RRP certification from performing work in homes built prior to 1978. The City's goal continues to be to facilitate lead-safe work and evaluate lead-paint hazards associated with CDBG housing program rehabilitation activities. The City's 2021-developed policies aspire to extend future assistance at dollar levels designed to guide the performance of work in situations where lead paint is a factor of concern.

Actions taken to reduce the number of poverty-level families. 91.220(k); 91.320(j)

The City of Marietta regards WMCAP and the Department of Job and Family Services' ongoing training and job placement efforts as the most effective local efforts to reduce the number of poverty-level families. CDBG funding in 2021 was directed elsewhere in view of this existing programming.

Actions taken to develop institutional structure. 91.220(k); 91.320(j)

In 2021, the City of Marietta requested technical assistance from HUD, and HUD's priority in providing such assistance was to authorize the creation of policies and procedures to guide the future of the Marietta CDBG program. City of Marietta staff met remotely on a weekly basis through most of the year with HUD-procured consultants from TDA. These consultants acted both as a weekly guiding resource to learn about better program management practices as the Marietta CDBG team worked with them to formalize many previously unwritten aspects of the program. These collaborations also culminated in the creation of a jurisdictional CDBG policies and procedures manual which can be used as an educational guide going forward.

Toward the end of 2021, the Marietta Development Department also coordinated with Marietta College to create an internship opportunity for senior-level students. Facing limited administrative funding resources, leveraging intern collaborations to accomplish more than two people could otherwise accomplish was one step within the Development Department's power to take toward strengthening institutional structure. We took that step.

The City also continued inter-organizational collaborations in 2021 to accomplish CDBG goals. Examples of ongoing collaborations included those with Community Action (relating to transportation and pandemic rent/utilities assistance) and the Washington County Homeless Project (the creation of a framework for supporting the nonprofit's winter months drop-in center efforts).

Actions taken to enhance coordination between public and private housing and social service agencies. 91.220(k); 91.320(j)

Members of the City of Marietta Administration and the Development Department sit on the board, participate in the committees of, or otherwise interact with a number of organizations, including:

- Washington-Morgan Community Action
- Buckeye Hills Regional Council
- Southeastern Ohio Port Authority
- Marietta Main Street
- Marietta Fair Housing Board
- Washington County Continuum of Care
- Washington County Family and Children First Council

Identify actions taken to overcome the effects of any impediments identified in the jurisdictions analysis of impediments to fair housing choice. 91.520(a)

The City of Marietta identified four primary impediments when developing its last local Analysis of Impediments to Fair Housing Choice:

Impediment 1: City Ordinance does not reflect current Ohio designated protected classes.

RECOMMENDATION: Marietta Fair Housing Board and City Development should work with Marietta City Council to update Ordinance.

ACTIVITY: In 2017, the City in its CAPER reported progress toward this goal, with the apparent status toward the goal then being that the Marietta Fair Housing Board had proposed to update the codified ordinances to reflect two additional Ohio protected classes. This legislative change, however, was never actually made. In 2021 there were a few discussions between Development Department representatives and members of City Council, the Law Director's Office and the City Administration about the present ordinance. However, to date, the ordinance has not been amended. As the City continues its efforts to develop a new Analysis of Impediments, it should continue to consider the policy question of whether to enact legislation to add state-level protected classes to Marietta's local ordinances.

Impediment 2: Fair Housing and education are in transition.

RECOMMENDATION: Marietta Fair Housing Board should continue its structure and policy development, educate residents on fair housing regulations, and maintain records to comply with HUD regulations. Fair Housing struggles to fill the Board seats.

ACTIVITY: The City of Marietta Fair Housing Board appears to have experienced a period of organizational progress between 2016 and the beginning of 2020. In summer 2020 the chairman resigned, reducing total board membership below the minimum quorum level. New membership was appointed during the second half of 2021; the Board's quorum is now again sufficient. Officers have been elected. The challenge in 2021 was to reconstitute the Board and restore institutional Board

progress; this challenge was met. The challenge going forward will be to adjudicate fair housing matters as they are brought to the Board and to take such other actions as are necessary and appropriate with a reconstituted membership and newly sufficient quorum.

Impediment 3: Lack of viable affordable rental housing units.

RECOMMENDATION: Continue to work with programs that will encourage landlords to participate in rehabilitation programs. Partner with agencies and non-profits to provide financial assistance to low-income residents.

ACTIVITY: The City of Marietta works annually with Washington-Morgan Community Action, the countywide Public Housing Agency (PHA), to facilitate a Section 8 Housing Voucher Program, Continuum of Care (COC) and Community Housing Improvement Program (CHIP). The last CHIP grant was valid through the end of 2021, and Community Action has applied for a new round of CHIP funding to serve the City of Marietta going forward. Collaborations are ongoing.

Impediment 4: Accessibility issues exist in public infrastructure.

RECOMMENDATION: Dedicate CDBG and other government funding to handicap accessible sidewalks and curb ramps.

ACTIVITY: The City of Marietta through its engineering department ensures that its citywide paving program includes ADA accessibility enhancements. The Engineering Department also has procured Phase I of a Citywide Transition Plan. Public funding continues to be dedicated to ensuring handicap accessible sidewalks and curb ramps citywide. ADA infrastructure efforts will continue at the city level for the foreseeable future.

CR-40 - Monitoring 91.220 and 91.230

Describe the standards and procedures used to monitor activities carried out in furtherance of the plan and used to ensure long-term compliance with requirements of the programs involved, including minority business outreach and the comprehensive planning requirements

The Development Department in 2021 conducted quarterly site visits to Washington-Morgan Community Action in Community Action's capacity as a subrecipient of Section 8 Housing Choice Voucher Program funds. The Development Department also monitored on site and through desk review Community Action's records relating to the CDBG-CV program to provide rent and utilities assistance, and this turned out to be an in-depth monitoring process which consumed several months' worth of time and effort. The City also made on-site efforts to monitor the performance of other CDBG-CV subrecipients, making on-site visits to Greater Marietta Community Food Pantry and Buckeye Hills Regional Council to discuss assisted pandemic programming.

During monitoring visits, files were reviewed and attempts were made to follow a document checklist. Financial transactions were also reviewed.

The policies and procedures developed in 2021 create a roadmap for monitoring which includes variously risk assessments, on-site monitoring, remote (desk) monitoring, and project performance monitoring whether or not subrecipients are used. The City's own internal monitoring of its housing rehabilitation assistance programs in 2021 led to the in-house creation of housing programs policies and procedures. The City intends under these policies to continue to make best efforts to monitor assisted programs.

Citizen Participation Plan 91.105(d); 91.115(d)

Describe the efforts to provide citizens with reasonable notice and an opportunity to comment on performance reports.

In addition to public hearings hosted in connection with the development of plans and reports as required in the City's Citizen Participation Plan, notices were advertised in 2021 in the Marietta Times and on the City website and physical bulletin boards in the 304 Putnam St. building advising citizens of all locations and times reports were available for viewing. Citizens were provided a comment period of 15 to 30 days (depending on the type of document under review) and were encouraged to submit

comments on all plans and performance reports submitted to the U.S. Department of Housing and Urban Development.

One observation to be made about citizen participation is that even when the jurisdiction provides a forum for citizens to participate in the development of a CDBG plan, citizens may or may not have serious interest in doing so. Citizen participation opportunities (hearings) hosted by the Development Department in 2021 were not well attended, but the City did follow its citizen participation plan in an attempt to create a forum for citizen input. Physical meetings were held during hours of public transportation in a central and easily accessible location, while virtual meetings held in consideration of the pandemic (although held online) were hosted on various freely accessible media including Zoom and Facebook Live.

CR-45 - CDBG 91.520(c)

Specify the nature of, and reasons for, any changes in the jurisdiction's program objectives and indications of how the jurisdiction would change its programs as a result of its experiences.

Although the City of Marietta is now one year into the Consolidated Plan developed in 2021, the fact that the Plan was not submitted until August and fully approved by HUD until September (even though the City's program year is January 1 to Dec. 31) means that the City has had relatively few experiences to frame its future program objectives under the Plan or suggest changes. However, a few observations can be made at this point.

First, it can be observed that the number of homeowners applying for rehabilitative assistance in 2021 was just short of but fairly close to the goal of assisting 12 households with resources for housing rehabilitation. However, obviously nowhere near 12 home rehabilitation projects were completed; one might wonder why that was. The main impediment in taking projects from the point of application to completion was consistently found to be the unavailability of contractors. Contractor availability was an issue for two reasons. First, the overall pool of contractors to bid on jobs is small, and the work windows of that small pool of contractors tend to be limited by other projects the contractors are working on. Second, it is hard enough to find a single contractor to bid on work – requiring multiple competitive bids and a minimum of three is a recipe in Marietta for ensuring that many otherwise qualified jobs cannot actually be awarded. Therefore, the previous three-bid standard just was not working for anyone.

Watching the disconnect between qualified applicants and actual jobs performed during the year, and noticing that the weak link leading to delay was consistent contractor unavailability (both to bid and to schedule jobs), the Marietta Development Department began to question whether the preexisting three-bid system used in the program was actually desirable or necessary. Reviewing HUD monitoring exhibit 3-10(E)(14), we noticed that the standard procurement requirements and selection procedures do not apply when the homeowner selects the contractor; furthermore, under 2 CFR 200.320(a)(1), the

procurement standards themselves do not actually require competitive contractor selection if the aggregate reasonable dollar amount of supplies or services does not exceed $10,000. Therefore, in a program designed never to exceed $10,000 worth of assistance and in which a program applicant is responsible for selecting a contractor to perform an approved scope of work, we determined that there should not be a multiple bid requirement in a region with such a limited contractor pool willing to bid on these jobs. With this lesson learned the hard way and new policies and procedures adopted accordingly to correct for it, the City of Marietta goes into 2022 with optimism that the program will be better able to facilitate the selection of contractors to perform rehabilitative work. Actual assistive work may or may not reach established goals, and demand may or may not continue at the level initially seen in 2021; regardless, we hope in real terms to see some level of improvement.

On a big picture level, the City of Marietta is not presently planning a change in the direction of its Consolidated Plan as a result of experiences.

Does this Jurisdiction have any open Brownfields Economic Development Initiative (BEDI) grants?

No

[BEDI grantees] Describe accomplishments and program outcomes during the last year.

CR-45 - CDBG 91.520(c)

Specify the nature of, and reasons for, any changes in the jurisdiction's program objectives and indications of how the jurisdiction would change its programs as a result of its experiences.

Although the City of Marietta is now one year into the Consolidated Plan developed in 2021, the fact that the Plan was not submitted until August and fully approved by HUD until September (even though the City's program year is January 1 to Dec. 31) means that the City has had relatively few experiences to frame its future program objectives under the Plan or suggest changes. However, a few observations can be made at this point.

First, it can be observed that the number of homeowners applying for rehabilitative assistance in 2021 was just short of but fairly close to the goal of assisting 12 households with resources for housing rehabilitation. However, obviously nowhere near 12 home rehabilitation projects were completed; one might wonder why that was. The main impediment in taking projects from the point of application to completion was consistently found to be the unavailability of contractors. Contractor availability was an issue for two reasons. First, the overall pool of contractors to bid on jobs is small, and the work windows of that small pool of contractors tend to be limited by other projects the contractors are working on. Second, it is hard enough to find a single contractor to bid on work – requiring multiple competitive bids and a minimum of three is a recipe in Marietta for ensuring that many otherwise qualified jobs cannot actually be awarded. Therefore, the previous three-bid standard just was not working for anyone.

Watching the disconnect between qualified applicants and actual jobs performed during the year, and noticing that the weak link leading to delay was consistent contractor unavailability (both to bid and to schedule jobs), the Marietta Development Department began to question whether the preexisting three-bid system used in the program was actually desirable or necessary. Reviewing HUD monitoring exhibit 3-10(E)(14), we noticed that the standard procurement requirements and selection procedures do not apply when the homeowner selects the contractor; furthermore, under 2 CFR 200.320(a)(1), the procurement standards themselves do not actually require competitive contractor selection if the aggregate reasonable dollar amount of supplies or services does not exceed $10,000. Therefore, in a program designed never to exceed $10,000 worth of assistance and in which a program applicant is responsible for selecting a contractor to perform an approved scope of work, we determined that there should not be a multiple bid requirement in a region with such a limited contractor pool willing to bid on these jobs. With this lesson learned the hard way and new policies and procedures adopted accordingly to correct for it, the City of Marietta goes into 2022 with optimism that the program will be better able to facilitate the selection of contractors to perform rehabilitative work. Actual assistive work may or may not reach established goals, and demand may or may not continue at the level initially seen in 2021; regardless, we hope in real terms to see some level of improvement.

On a big picture level, the City of Marietta is not presently planning a change in the direction of its

Consolidated Plan as a result of experiences.

Does this Jurisdiction have any open Brownfields Economic Development Initiative (BEDI) grants?

No

[BEDI grantees] Describe accomplishments and program outcomes during the last year.

PUBLIC NOTICE

The Marietta 2021 Consolidated Annual Performance and Evaluation Report (CAPER) will be available for public review and comment for fifteen days, starting March 1, 2022. It will be online at www.mariettaoh.net, and also in hard copy in the City of Marietta Department of Community Development office, 304 Putnam St., Marietta, OH 45750. This report details the activities supported through HUD's Community Development Block Grant (CDBG) for the period of 1/1/2021 through 12/31/2021. Written comments should be submitted to the City Development Office at the above address no later than 4:30 p.m. on March 15, 2022.

Joshua D. Schlicher, Mayor

Daniel W. Everson, Director

Ohio County Profiles

Prepared by the Office of Research

Washington County

Established: Proclamation - July 27, 1788
2018 Population: 60,155
Land Area: 635.2 square miles
County Seat: Marietta City
Named for: General George Washington, First U.S. President

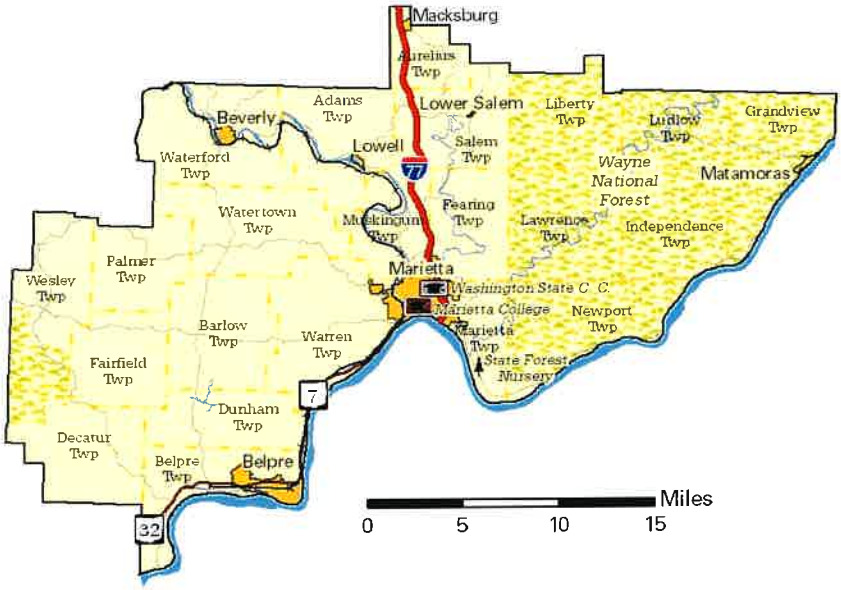

Taxes

Taxable value of real property	$1,170,589,000
Residential	$748,430,750
Agriculture	$174,222,980
Industrial	$41,476,960
Commercial	$203,237,140
Mineral	$3,221,170
Ohio income tax liability	$26,976,563
Average per return	$995.70

Land Use/Land Cover

	Percent
Developed, Lower Intensity	7.61%
Developed, Higher Intensity	0.88%
Barren (strip mines, gravel pits, etc.)	0.08%
Forest	66.63%
Shrub/Scrub and Grasslands	1.72%
Pasture/Hay	19.68%
Cultivated Crops	2.25%
Wetlands	0.05%
Open Water	1.08%

Largest Places

	Est. 2018	Census 2010
Marietta city	13,604	14,085
Belpre city	6,391	6,441
Marietta twp	4,474	4,595
Muskingum twp	4,331	4,461
Warren twp	3,942	4,045
Belpre twp	3,759	3,869
Barlow twp	2,540	2,618
Dunham twp	2,520	2,568
Waterford twp UB	2,329	2,400
Newport twp	1,932	1,988

UB: Unincorporated balance.

Total Population

Census

1800	5,427	1910	45,422
1810	5,991	1920	43,049
1820	10,425	1930	42,437
1830	11,731	1940	43,537
1840	20,823	1950	44,407
1850	29,540	1960	51,689
1860	36,268	1970	57,160
1870	40,609	1980	64,266
1880	43,244	1990	62,254
1890	42,380	2000	63,251
1900	48,245	2010	61,778

Estimated

2013	61,355
2014	61,152
2015	61,007
2016	60,577
2017	60,462
2018	60,155

Projected

2020	59,000
2030	56,220
2040	53,720

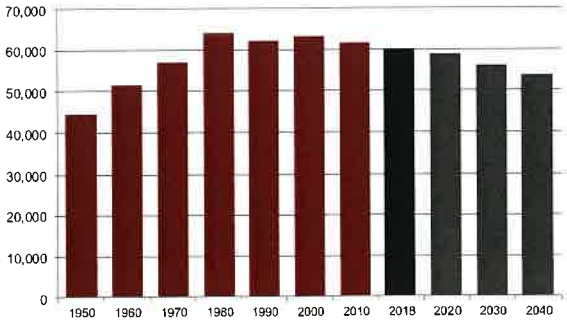

Washington County

Population by Race

	Number	Percent
ACS Total Population	60,871	100.0%
White	58,526	96.1%
African-American	737	1.2%
Native American	301	0.5%
Asian	367	0.6%
Pacific Islander	28	0.0%
Other	122	0.2%
Two or More Races	790	1.3%
Hispanic (may be of any race)	626	1.0%
Total Minority	2,863	4.7%

Educational Attainment

	Number	Percent
Persons 25 years and over	43,182	100.0%
No high school diploma	4,258	9.9%
High school graduate	17,402	40.3%
Some college, no degree	8,534	19.8%
Associate degree	4,929	11.4%
Bachelor's degree	5,305	12.3%
Master's degree or higher	2,754	6.4%

Family Type by Employment Status

	Number	Percent
Total Families	16,503	100.0%
Married couple, husband and wife in labor force	5,487	33.2%
Married couple, husband in labor force, wife not	2,708	16.4%
Married couple, wife in labor force, husband not	1,295	7.8%
Married couple, husband and wife not in labor force	3,153	19.1%
Male householder, in labor force	1,053	6.4%
Male householder, not in labor force	381	2.3%
Female householder, in labor force	1,677	10.2%
Female householder, not in labor force	749	4.5%

Household Income

	Number	Percent
Total Households	25,378	100.0%
Less than $10,000	2,104	8.3%
$10,000 to $19,999	3,263	12.9%
$20,000 to $29,999	2,675	10.5%
$30,000 to $39,999	3,249	12.8%
$40,000 to $49,999	2,420	9.5%
$50,000 to $59,999	2,055	8.1%
$60,000 to $74,999	2,417	9.5%
$75,000 to $99,999	3,252	12.8%
$100,000 to $149,999	2,725	10.7%
$150,000 to $199,999	619	2.4%
$200,000 or more	599	2.4%
Median household income	$46,021	

Percentages may not sum to 100% due to rounding.

Population by Age

	Number	Percent
ACS Total Population	60,871	100.0%
Under 5 years	3,073	5.0%
5 to 17 years	9,020	14.8%
18 to 24 years	5,596	9.2%
25 to 44 years	13,649	22.4%
45 to 64 years	17,612	28.9%
65 years and more	11,921	19.6%
Median Age	43.8	

Family Type by Presence of Own Children Under 18

	Number	Percent
Total Families	16,559	100.0%
Married-couple families with own children	3,833	23.1%
Male householder, no wife present, with own children	767	4.6%
Female householder, no husband present, with own children	1,213	7.3%
Families with no own children	10,746	64.9%

Poverty Status of Families By Family Type by Presence Of Related Children

	Number	Percent
Total Families	16,559	100.0%
Family income above poverty level	14,784	89.3%
Family income below poverty level	1,775	10.7%
Married couple, with related children	365	20.6%
Male householder, no wife present, with related children	292	16.5%
Female householder, no husband present, with related children	714	40.2%
Families with no related children	404	22.8%

Ratio of Income To Poverty Level

	Number	Percent
Population for whom poverty status is determined	58,995	100.0%
Below 50% of poverty level	3,724	6.3%
50% to 99% of poverty level	5,396	9.1%
100% to 124% of poverty level	2,733	4.6%
125% to 149% of poverty level	3,034	5.1%
150% to 184% of poverty level	3,607	6.1%
185% to 199% of poverty level	1,911	3.2%
200% of poverty level or more	38,590	65.4%

Geographical Mobility

	Number	Percent
Population aged 1 year and older	60,205	100.0%
Same house as previous year	53,973	89.6%
Different house, same county	3,443	5.7%
Different county, same state	1,120	1.9%
Different state	1,499	2.5%
Abroad	170	0.3%

Washington County

Travel Time To Work

	Number	Percent
Workers 16 years and over	25,524	100.0%
Less than 15 minutes	8,717	34.2%
15 to 29 minutes	10,053	39.4%
30 to 44 minutes	4,449	17.4%
45 to 59 minutes	1,037	4.1%
60 minutes or more	1,268	5.0%
Mean travel time	22.1 minutes	

Housing Units

	Number	Percent
Total housing units	28,251	100.0%
Occupied housing units	25,378	89.8%
Owner occupied	18,744	73.9%
Renter occupied	6,634	26.1%
Vacant housing units	2,873	10.2%

Year Structure Built

	Number	Percent
Total housing units	28,251	100.0%
Built 2014 or later	142	0.5%
Built 2010 to 2013	661	2.3%
Built 2000 to 2009	2,506	8.9%
Built 1990 to 1999	3,351	11.9%
Built 1980 to 1989	2,713	9.6%
Built 1970 to 1979	4,965	17.6%
Built 1960 to 1969	3,003	10.6%
Built 1950 to 1959	2,647	9.4%
Built 1940 to 1949	1,582	5.6%
Built 1939 or earlier	6,681	23.6%
Median year built	1970	

Value for Specified Owner-Occupied Housing Units

	Number	Percent
Specified owner-occupied housing units	18,744	100.0%
Less than $20,000	1,260	6.7%
$20,000 to $39,999	1,109	5.9%
$40,000 to $59,999	1,114	5.9%
$60,000 to $79,999	1,643	8.8%
$80,000 to $99,999	2,650	14.1%
$100,000 to $124,999	2,052	10.9%
$125,000 to $149,999	1,827	9.7%
$150,000 to $199,999	3,295	17.6%
$200,000 to $299,999	2,347	12.5%
$300,000 to $499,999	1,185	6.3%
$500,000 to $999,999	230	1.2%
$1,000,000 or more	32	0.2%
Median value	$119,400	

House Heating Fuel

	Number	Percent
Occupied housing units	25,378	100.0%
Utility gas	17,187	67.7%
Bottled, tank or LP gas	1,527	6.0%
Electricity	5,054	19.9%
Fuel oil, kerosene, etc	116	0.5%
Coal, coke or wood	1,106	4.4%
Solar energy or other fuel	337	1.3%
No fuel used	51	0.2%

Percentages may not sum to 100% due to rounding.

Gross Rent

	Number	Percent
Specified renter-occupied housing units	6,634	100.0%
Less than $100	52	0.8%
$100 to $199	143	2.2%
$200 to $299	298	4.5%
$300 to $399	393	5.9%
$400 to $499	687	10.4%
$500 to $599	1,000	15.1%
$600 to $699	1,049	15.8%
$700 to $799	703	10.6%
$800 to $899	744	11.2%
$900 to $999	330	5.0%
$1,000 to $1,499	558	8.4%
$1,500 or more	14	0.2%
No cash rent	663	10.0%
Median gross rent	$639	
Median gross rent as a percentage of household income	28.2	

Selected Monthly Owner Costs for Specified Owner-Occupied Housing Units

	Number	Percent
Specified owner-occupied housing units with a mortgage	9,171	100.0%
Less than $400	100	1.1%
$400 to $599	683	7.4%
$600 to $799	1,586	17.3%
$800 to $999	2,012	21.9%
$1,000 to $1,249	1,681	18.3%
$1,250 to $1,499	1,286	14.0%
$1,500 to $1,999	1,079	11.8%
$2,000 to $2,999	624	6.8%
$3,000 or more	120	1.3%
Median monthly owners cost	$1,030	
Median monthly owners cost as a percentage of household income	19.5	

Vital Statistics

	Number	Rate
Births / rate per 1,000 women aged 15 to 44	630	60.3
Teen births / rate per 1,000 females 15-19	39	21.5
Deaths / rate per 100,000 population	790	1,296.1

Domestic Migration

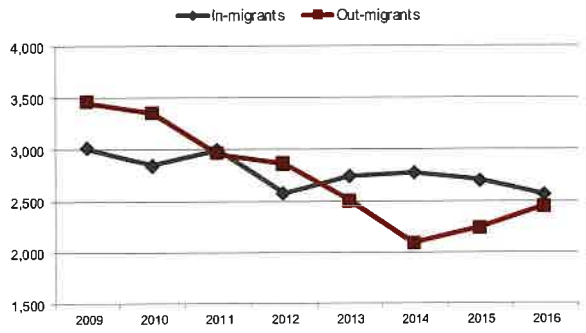

Ohio County Profiles

Washington County

Agriculture

Land in farms (acres)	144,406
Number of farms	1,106
Average size (acres)	131
Total cash receipts	$42,049,000
Per farm	$38,019
Receipts for crops	$23,320,000
Receipts for livestock/products	$18,729,000

Education

Traditional public schools buildings	22
Students	7,721
Teachers (Full Time Equivalent)	513.8
Expenditures per student	$8,898
Graduation rate	92.1
Community/charter schools buildings	0
Students	0
Teachers (Full Time Equivalent)	0.0
Expenditures per student	
Graduation rate	
Private schools	2
Students	202
4-year public universites	0
Regional campuses	0
2-year public colleges/satellites	1
Ohio Technical Centers	1
Private universities and colleges	1
Public libraries (Districts / Facilities)	1 / 7

Transportation

Registered motor vehicles	82,443
Passenger cars	45,432
Noncommercial trucks	16,876
Total license revenue	$2,355,974.11
Permissive tax revenue	$1,228,117.50
Interstate highway miles	17.64
Turnpike miles	0.00
U.S. highway miles	5.89
State highway miles	245.36
County, township, and municipal road miles	1,297.25
Commercial airports	0

Health Care

Physicians	172
Registered hospitals	2
Number of beds	253
Licensed nursing homes	6
Number of beds	596
Licensed residential care	3
Number of beds	219
Persons with health insurance (Aged 0 to 64)	92.7%
Adults with insurance (Aged 18 to 64)	91.8%
Children with insurance (Aged Under 19)	95.1%

Communications

Television stations	0
Radio stations	6
Daily newspapers	1
Circulation	6,882
Average monthly unique visitors	72,757
Weekly newspapers	0
Circulation	0
Average monthly unique visitors	0
Online only	0
Average monthly unique visitors	0

Crime

Total crimes reported in Uniform Crime Report	512
Violent crime	34
Property crime	478

Finance

FDIC insured financial institutions (HQs)	6
Assets (000)	$4,154,967
Branch offices	29
Institutions represented	10

Transfer Payments

Total transfer payments	$621,470,000
Payments to individuals	$606,784,000
Retirement and disability	$234,163,000
Medical payments	$288,658,000
Income maintenance (Supplemental SSI, family assistance, food stamps, etc)	$41,661,000
Unemployment benefits	$5,278,000
Veterans benefits	$20,956,000
Federal education and training assistance	$10,780,000
Other payments to individuals	$5,288,000
Total personal income	$2,422,506,000
Depedency ratio (Percent of income from transfer payments)	25.7%

Voting

Number of registered voters	43,323
Voted in 2018 election	23,847
Percent turnout	55.0%

State Parks, Forests, Nature Preserves, Scenic Waterways, And Wildlife Areas

Areas/Facilities	10
Acreage	890

Per Capita Personal Income

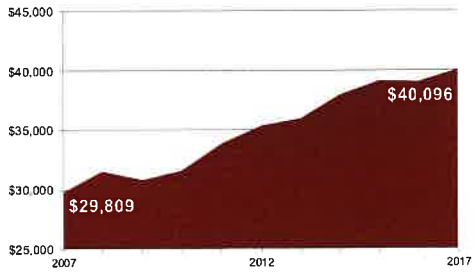

Washington County

Civilian Labor Force

	2018	2017	2016	2015	2014
Civilian labor force	27,000	27,300	27,800	28,000	28,200
Employed	25,500	25,600	25,800	26,400	26,400
Unemployed	1,500	1,500	1,900	1,700	1,800
Unemployment rate	5.6	6.2	7.0	6.0	6.4

Establishments, Employment, and Wages by Sector: 2017

Industrial Sector	Number of Establishments	Average Employment	Total Wages	Average Weekly Wage
Private Sector	1,503	22,077	$1,009,983,973	$880
Goods-Producing	314	5,656	$361,003,639	$1,227
Natural Resources and Mining	59	508	$36,195,858	$1,370
Constuction	167	1,482	$83,702,888	$1,086
Manufacturing	88	3,666	$241,104,893	$1,265
Service-Providing	1,189	16,421	$648,980,334	$760
Trade, Transportation and Utilities	382	4,825	$177,060,994	$706
Information	13	65	$3,125,003	$923
Financial Services	154	1,162	$56,695,047	$938
Professional and Business Services	200	1,809	$75,853,578	$806
Education and Health Services	183	5,623	$286,762,568	$981
Leisure and Hospitality	130	2,292	$33,235,551	$279
Other Services	126	644	$16,240,209	$485
Federal Government		197	$11,487,051	$1,121
State Government		264	$17,024,527	$1,242
Local Government		2,492	$89,878,338	$694

Private Sector total includes Unclassified establishments not shown.

Change Since 2012

Private Sector	2.4%	6.1%	23.0%	15.9%
Goods-Producing	-4.0%	3.3%	20.2%	16.3%
Natural Resources and Mining	0.0%	* * * * *	Data Not Available	* * * * *
Construction	-5.1%	* * * * *	Data Not Available	* * * * *
Manufacturing	-4.3%	4.8%	16.2%	10.9%
Service-Producing	4.2%	7.1%	24.6%	16.4%
Trade, Transportation and Utilities	1.9%	-4.5%	1.7%	6.5%
Information	-18.8%	-21.7%	-15.7%	6.8%
Financial Services	20.3%	27.3%	54.4%	21.3%
Professional and Business Services	7.0%	24.2%	37.9%	11.0%
Education and Health Services	4.0%	14.6%	37.9%	20.4%
Leisure and Hospitality	-2.3%	2.3%	14.5%	12.0%
Other Services	2.4%	-3.6%	18.0%	22.5%
Federal Government		-5.3%	0.6%	6.2%
State Government		2.3%	24.4%	21.5%
Local Government		-2.0%	6.7%	8.9%

Residential Construction

	2014	2015	2016	2017	2018
Total units	40	21	15	15	13
Total valuation (000)	$3,876	$2,367	$1,317	$1,363	$1,910
Total single-unit bldgs	23	12	11	12	7
Average cost per unit	$131,561	$154,751	$101,527	$101,057	$229,983
Total multi-unit bldg units	17	9	4	3	6
Average cost per unit	$50,000	$56,667	$50,000	$50,000	$50,000

Major & Notable Employers

Americas Styrenics	Mfg
Eramet Marietta Inc	Mfg
Globe Metallurgical	Mfg
KRATON Polymers LLC	Mfg
Marietta City Schools	Govt
Marietta College	Serv
Marietta Memorial Health System	Serv
Pioneer Pipe	Mfg
ProFusion Industries	Mfg
Solvay Advanced Polymers	Mfg
Thermo Fisher Scientific Inc	Mfg
Wal-Mart Stores Inc	Trade

PGM Year: 1994
Project: 0002 - CONVERTED CDBG ACTIVITIES
IDIS Activity: 2 - CDBG COMMITTED FUNDS ADJUSTMENT

Status: Open 1/19/2000 12:00:00 AM
Location: ,

Objective:
Outcome:
Matrix Code: General Program Administration (21A)
National Objective:

Activity to prevent, prepare for, and respond to Coronavirus: No

Initial Funding Date: 01/01/0001

Description:

Financing

	Fund Type	Grant Year	Grant	Funded Amount	Drawn In Program Year	Drawn Thru Program Year
		Pre-2015		$3,627,729.00	$0.00	$0.00
		1990	B90MC390018		$0.00	$363,000.00
		1991	B91MC390018		$0.00	$404,000.00
		1992	B92MC390018		$0.00	$442,000.00
CDBG	EN	1993	B93MC390018		$0.00	$515,000.00
		1994	B94MC390018		$0.00	$567,000.00
		1995	B95MC390018		$0.00	$578,000.00
		1996	B96MC390018		$0.00	$560,000.00
		1997	B97MC390018		$0.00	$198,729.00
Total	**Total**			**$3,627,729.00**	**$0.00**	**$3,627,729.00**

Proposed Accomplishments

Actual Accomplishments

Number assisted:	Owner		Renter		Total		Person	
	Total	Hispanic	Total	Hispanic	Total	Hispanic	Total	Hispanic
White:					0	0		
Black/African American:					0	0		
Asian:					0	0		
American Indian/Alaskan Native:					0	0		
Native Hawaiian/Other Pacific Islander:					0	0		
American Indian/Alaskan Native & White:					0	0		
Asian White:					0	0		
Black/African American & White:					0	0		

American Indian/Alaskan Native & Black/African American:					0	0		
Other multi-racial:					0	0		
Asian/Pacific Islander:					0	0		
Hispanic:					0	0		
Total:	**0**	**0**	**0**	**0**	**0**	**0**	**0**	**0**
Female-headed Households:					0			

Income Category:	**Owner**	**Renter**	**Total**	**Person**
Extremely Low			0	
Low Mod			0	
Moderate			0	
Non Low Moderate			0	
Total	0	0	0	0
Percent Low/Mod				

Annual Accomplishments

No data returned for this view. This might be because the applied filter excludes all data.

PGM Year: 2018
Project: 0006 - HP - Travel
IDIS Activity: 638 - HP Travel

Status: Completed 1/12/2022 10:51:09 AM
Location: ,

Objective:
Outcome:
Matrix Code: General Program Administration (21A)
National Objective:

Activity to prevent, prepare for, and respond to Coronavirus: No

Initial Funding Date: 09/19/2018

Description:

Funding will cover the Development Department staff for travel training costs, meetings.

Financing

	Fund Type	Grant Year	Grant	Funded Amount	Drawn In Program Year	Drawn Thru Program Year
CDBG	EN	2018	B18MC390018	$681.77	$0.00	$681.77
Total	**Total**			**$681.77**	**$0.00**	**$681.77**

Proposed Accomplishments

Actual Accomplishments

Number assisted:	Owner		Renter		Total		Person	
	Total	Hispanic	Total	Hispanic	Total	Hispanic	Total	Hispanic
White:					0	0		
Black/African American:					0	0		
Asian:					0	0		
American Indian/Alaskan Native:					0	0		
Native Hawaiian/Other Pacific Islander:					0	0		
American Indian/Alaskan Native & White:					0	0		
Asian White:					0	0		
Black/African American & White:					0	0		
American Indian/Alaskan Native & Black/African American:					0	0		
Other multi-racial:					0	0		
Asian/Pacific Islander:					0	0		
Hispanic:					0	0		
Total:	**0**	**0**	**0**	**0**	**0**	**0**	**0**	**0**
Female-headed Households:					0			

Income Category:	Owner	Renter	Total	Person
Extremely Low			0	
Low Mod			0	
Moderate			0	
Non Low Moderate			0	
Total	0	0	0	0
Percent Low/Mod				

Annual Accomplishments

No data returned for this view. This might be because the applied filter excludes all data.

PGM Year: 2018
Project: 0007 - HP - Communications
IDIS Activity: 639 - HP Communications

Status: Completed 2/5/2021 12:00:00 AM
Location: 304 Putnam St OH Marietta, OH 45750-3022

Objective: Provide decent affordable housing
Outcome: Availability/accessibility
Matrix Code: Rehabilitation Administration (14H)
National Objective: LMA

Activity to prevent, prepare for, and respond to Coronavirus: No

Initial Funding Date: 09/19/2018

Description:

Funding to cover Development Department office telephone charges.

Financing

	Fund Type	Grant Year	Grant	Funded Amount	Drawn In Program Year	Drawn Thru Program Year
CDBG	EN	2018	B18MC390018	$1,000.00	$0.00	$1,000.00
Total	**Total**			**$1,000.00**	**$0.00**	**$1,000.00**

Proposed Accomplishments

Housing Units : 3
Total Population in Service Area: 9,115
Census Tract Percent Low / Mod: 59.41

Annual Accomplishments

Years	Accomplishment Narrative	# Benefitting
2018	Invoices paid for the Development Department for office telephone.	

PGM Year: 2018
Project: 0010 - HP - Advertising
IDIS Activity: 642 - HP Advertising

Status: Completed 12/21/2021 9:39:43 AM
Location:

Objective:
Outcome:
Matrix Code: General Program Administration (21A)
National Objective:

Activity to prevent, prepare for, and respond to Coronavirus: No

Initial Funding Date: 09/19/2018

Description:

Funding to purchase necessary legal ads for operating the CDBG budget, public meetings and public hearings.

Financing

	Fund Type	Grant Year	Grant	Funded Amount	Drawn In Program Year	Drawn Thru Program Year
CDBG	EN	2018	B18MC390018	$922.07	$326.06	$922.07
Total	**Total**			**$922.07**	**$326.06**	**$922.07**

Proposed Accomplishments

Actual Accomplishments

Number assisted:	Owner		Renter		Total		Person	
	Total	Hispanic	Total	Hispanic	Total	Hispanic	Total	Hispanic
White:					0	0		
Black/African American:					0	0		
Asian:					0	0		
American Indian/Alaskan Native:					0	0		
Native Hawaiian/Other Pacific Islander:					0	0		
American Indian/Alaskan Native & White:					0	0		
Asian White:					0	0		
Black/African American & White:					0	0		
American Indian/Alaskan Native & Black/African American:					0	0		
Other multi-racial:					0	0		
Asian/Pacific Islander:					0	0		
Hispanic:					0	0		
Total:	**0**	**0**	**0**	**0**	**0**	**0**	**0**	**0**
Female-headed Households:					0			

Income Category:	Owner	Renter	Total	Person
Extremely Low			0	
Low Mod			0	
Moderate			0	
Non Low Moderate			0	
Total	0	0	0	0
Percent Low/Mod				

Annual Accomplishments

No data returned for this view. This might be because the applied filter excludes all data.

PGM Year: 2018
Project: 0013 - Fair Housing
IDIS Activity: 645 - Fair Housing

Status: Completed 12/21/2021 10:18:42 AM
Location: ,

Objective:
Outcome:
Matrix Code: Fair Housing Activities (subject to 20% Admin Cap) (21D)
National Objective:

Activity to prevent, prepare for, and respond to Coronavirus: No

Initial Funding Date: 09/19/2018

Description:

The Fair Housing Program is to affirm equal housing opportunities through counseling activities to residents by providing complaints with comprehensive guidance on how to acquire assistance and any follow up that may be needed.

Financing

	Fund Type	Grant Year	Grant	Funded Amount	Drawn In Program Year	Drawn Thru Program Year
CDBG	EN	2018	B18MC390018	$1,165.30	$0.00	$1,165.30
Total	**Total**			**$1,165.30**	**$0.00**	**$1,165.30**

Proposed Accomplishments

Actual Accomplishments

Number assisted:	Owner		Renter		Total		Person	
	Total	Hispanic	Total	Hispanic	Total	Hispanic	Total	Hispanic
White:					0	0		
Black/African American:					0	0		
Asian:					0	0		
American Indian/Alaskan Native:					0	0		
Native Hawaiian/Other Pacific Islander:					0	0		
American Indian/Alaskan Native & White:					0	0		
Asian White:					0	0		
Black/African American & White:					0	0		
American Indian/Alaskan Native & Black/African American:					0	0		
Other multi-racial:					0	0		
Asian/Pacific Islander:					0	0		
Hispanic:					0	0		
Total:	**0**	**0**	**0**	**0**	**0**	**0**	**0**	**0**

Female-headed Households: 0

Income Category:	Owner	Renter	Total	Person
Extremely Low			0	
Low Mod			0	
Moderate			0	
Non Low Moderate			0	
Total	0	0	0	0
Percent Low/Mod				

Annual Accomplishments

No data returned for this view. This might be because the applied filter excludes all data.

PGM Year: 2018
Project: 0014 - Paint Marietta Program
IDIS Activity: 646 - Marietta Paint Program

Status: Completed 12/21/2021 9:35:52 AM
Location: 304 Putnam St Marietta, OH 45750-3022

Objective: Create suitable living environments
Outcome: Sustainability
Matrix Code: Rehab; Single-Unit Residential (14A)
National Objective: LMH

Activity to prevent, prepare for, and respond to Coronavirus: No

Initial Funding Date: 09/19/2018

Description:

This housing rehabilitation program provides exterior paint, supplies, and labor for income eligible homeowners to improve the appearance of their homes and to eliminate lead painted homes.

Financing

	Fund Type	Grant Year	Grant	Funded Amount	Drawn In Program Year	Drawn Thru Program Year
CDBG	EN	2018	B18MC390018	$10,919.86	$0.00	$10,919.86
Total	**Total**			**$10,919.86**	**$0.00**	**$10,919.86**

Proposed Accomplishments

Housing Units : 3

Actual Accomplishments

Number assisted:	Owner		Renter		Total		Person	
	Total	Hispanic	Total	Hispanic	Total	Hispanic	Total	Hispanic
White:	1	0	0	0	1	0	0	0
Black/African American:	0	0	0	0	0	0	0	0
Asian:	0	0	0	0	0	0	0	0
American Indian/Alaskan Native:	0	0	0	0	0	0	0	0
Native Hawaiian/Other Pacific Islander:	0	0	0	0	0	0	0	0
American Indian/Alaskan Native & White:	0	0	0	0	0	0	0	0
Asian White:	0	0	0	0	0	0	0	0
Black/African American & White:	0	0	0	0	0	0	0	0
American Indian/Alaskan Native & Black/African American:	0	0	0	0	0	0	0	0
Other multi-racial:	0	0	0	0	0	0	0	0
Asian/Pacific Islander:	0	0	0	0	0	0	0	0
Hispanic:	0	0	0	0	0	0	0	0

Total:	**1**	**0**	**0**	**0**	**1**	**0**	**0**	**0**
Female-headed Households:	0		0		0			

Income Category:	**Owner**	**Renter**	**Total**	**Person**
Extremely Low	0	0	0	0
Low Mod	1	0	1	0
Moderate	0	0	0	0
Non Low Moderate	0	0	0	0
Total	1	0	1	0
Percent Low/Mod	100.0%		100.0%	

Annual Accomplishments

Years	**Accomplishment Narrative**	**# Benefitting**
2018		
2019	$1,699.86 in PY 2018 Paint Program funding was used to pay part of the cost (total cost $5,932) of a home painting job at 101 Muskingum Drive which was completed in 2019; accomplishment of completing this job was previously reported under the 2017 Paint Program funding activity.	
2020	$9,220.00 of the funding in this activity was used in 2020 to complete a paint job at 110 Harmar St., Marietta, OH 45750. The bill to the contractor for performance of the work was paid in November 2020. This activity and its accomplishment is also the report of accomplishment for $35 spent on a lead inspection of this home out of activity 666 (2019 Paint program). It is unclear on review why that $35 was spent from the 2019 activity rather than this 2018 activity when funding remained available, but that was the only spend out of the 2019 funding.	

PGM Year: 2019
Project: 0006 - HP - Communications
IDIS Activity: 659 - HP Communications

Status: Completed 12/21/2021 9:41:07 AM
Location: ,

Objective:
Outcome:
Matrix Code: General Program Administration (21A)
National Objective:

Activity to prevent, prepare for, and respond to Coronavirus: No

Initial Funding Date: 10/02/2019

Description:

Funding to pay Development Department phone invoices.

Financing

	Fund Type	Grant Year	Grant	Funded Amount	Drawn In Program Year	Drawn Thru Program Year
CDBG	EN	2019	B19MC390018	$213.06	$41.25	$213.06
Total	**Total**			**$213.06**	**$41.25**	**$213.06**

Proposed Accomplishments

Actual Accomplishments

Number assisted:	Owner		Renter		Total		Person	
	Total	Hispanic	Total	Hispanic	Total	Hispanic	Total	Hispanic
White:					0	0		
Black/African American:					0	0		
Asian:					0	0		
American Indian/Alaskan Native:					0	0		
Native Hawaiian/Other Pacific Islander:					0	0		
American Indian/Alaskan Native & White:					0	0		
Asian White:					0	0		
Black/African American & White:					0	0		
American Indian/Alaskan Native & Black/African American:					0	0		
Other multi-racial:					0	0		
Asian/Pacific Islander:					0	0		
Hispanic:					0	0		
Total:	**0**	**0**	**0**	**0**	**0**	**0**	**0**	**0**
Female-headed Households:					0			

Income Category:	Owner	Renter	Total	Person
Extremely Low			0	
Low Mod			0	
Moderate			0	
Non Low Moderate			0	
Total	0	0	0	0
Percent Low/Mod				

Annual Accomplishments

No data returned for this view. This might be because the applied filter excludes all data.

PGM Year: 2019
Project: 0009 - HP Advertising
IDIS Activity: 662 - HP Advertising

Status: Canceled 10/5/2021 2:02:26 PM
Location: 304 Putnam St Marietta, OH 45750-3022

Objective: Create suitable living environments
Outcome: Affordability
Matrix Code: Rehabilitation Administration (14H)
National Objective: LMA

Activity to prevent, prepare for, and respond to Coronavirus: No

Initial Funding Date: 10/02/2019

Description:

Funding used to submit necessary legal notices in newspaper regarding CDBG budget plans, meetings, and CAPER report.

Financing

No data returned for this view. This might be because the applied filter excludes all data.

Proposed Accomplishments

Housing Units : 8
Total Population in Service Area: 11,465
Census Tract Percent Low / Mod: 51.98

Annual Accomplishments

No data returned for this view. This might be because the applied filter excludes all data.

PGM Year: 2019
Project: 0011 - Emergency Repair Program
IDIS Activity: 664 - Emergency Repair Program

Status: Completed 10/21/2021 12:00:00 AM
Location: 310 Lancaster St 310 Lancaster St Marietta, OH 45750-2737

Objective: Create suitable living environments
Outcome: Affordability
Matrix Code: Rehab; Single-Unit Residential (14A)
National Objective: LMH

Activity to prevent, prepare for, and respond to Coronavirus: No

Initial Funding Date: 10/02/2019

Description:

The Emergency Repair Program is aimed at improving the quality of housing occupied by low income homeowners.
It eliminates conditions that threaten the health and safety of the residents.
Aides in the elimination of homelessness.

Financing

	Fund Type	Grant Year	Grant	Funded Amount	Drawn In Program Year	Drawn Thru Program Year
CDBG	EN	2019	B19MC390018	$32,914.81	$9,005.23	$32,914.81
Total	**Total**			**$32,914.81**	**$9,005.23**	**$32,914.81**

Proposed Accomplishments

Housing Units : 4

Actual Accomplishments

Number assisted:	Owner		Renter		Total		Person	
	Total	Hispanic	Total	Hispanic	Total	Hispanic	Total	Hispanic
White:	4	0	0	0	4	0	0	0
Black/African American:	0	0	0	0	0	0	0	0
Asian:	0	0	0	0	0	0	0	0
American Indian/Alaskan Native:	0	0	0	0	0	0	0	0
Native Hawaiian/Other Pacific Islander:	0	0	0	0	0	0	0	0
American Indian/Alaskan Native & White:	0	0	0	0	0	0	0	0
Asian White:	0	0	0	0	0	0	0	0
Black/African American & White:	0	0	0	0	0	0	0	0
American Indian/Alaskan Native & Black/African American:	0	0	0	0	0	0	0	0
Other multi-racial:	0	0	0	0	0	0	0	0
Asian/Pacific Islander:	0	0	0	0	0	0	0	0
Hispanic:	0	0	0	0	0	0	0	0

Total:	**4**	**0**	**0**	**0**	**4**	**0**	**0**	**0**
Female-headed Households:	2		0		2			

Income Category:

	Owner	Renter	Total	Person
Extremely Low	2	0	2	0
Low Mod	2	0	2	0
Moderate	0	0	0	0
Non Low Moderate	0	0	0	0
Total	4	0	4	0
Percent Low/Mod	100.0%		100.0%	

Annual Accomplishments

Years	Accomplishment Narrative	# Benefitting
2019		
2020	902 Fourth Street - new metal roof installation. 535 Third Street - new roofing on front porch, gutters and downspouts. 630 Eighth Street - repair front porch roof with shingles, drip edge, install vapor barrier. 310 Lancaster Street - replacement of flat portion of asphalt roof on rear side of home. Removal of chimney and repair damaged plaster ceiling.	

PGM Year: 2019
Project: 0012 - Fair Housing
IDIS Activity: 665 - HP Fair Housing

Status: Canceled 10/5/2021 2:03:36 PM
Location: 304 Putnam St Marietta, OH 45750-3022

Objective: Create suitable living environments
Outcome: Sustainability
Matrix Code: Fair Housing Activities (if CDBG, then subject to 15% cap) (05J)
National Objective: LMA

Activity to prevent, prepare for, and respond to Coronavirus: No

Initial Funding Date: 10/02/2019

Description:

The Fair Housing Program is to affirm equal housing opportunities through counseling activities to residents by providing complaints with comprehensive guidance on how to acquire assistance and any follow up that may be needed.

Financing

No data returned for this view. This might be because the applied filter excludes all data.

Proposed Accomplishments

People (General) : 1
Total Population in Service Area: 11,465
Census Tract Percent Low / Mod: 51.98

Annual Accomplishments

No data returned for this view. This might be because the applied filter excludes all data.

PGM Year: 2019
Project: 0013 - Paint Marietta Program
IDIS Activity: 666 - HP Paint Marietta Program

Status: Completed 12/21/2021 9:57:15 AM
Location: 304 Putnam St Marietta, OH 45750-3022

Objective: Create suitable living environments
Outcome: Sustainability
Matrix Code: Rehab; Single-Unit Residential (14A)
National Objective: LMH

Activity to prevent, prepare for, and respond to Coronavirus: No

Initial Funding Date: 10/02/2019

Description:

This housing rehabilitation program provides exterior paint and supplies for income eligible homeowners to improve the appearance of their homes and to eliminate lead based paint.

Financing

	Fund Type	Grant Year	Grant	Funded Amount	Drawn In Program Year	Drawn Thru Program Year
CDBG	EN	2019	B19MC390018	$35.00	$0.00	$35.00
Total	**Total**			**$35.00**	**$0.00**	**$35.00**

Proposed Accomplishments

Actual Accomplishments

Number assisted:	Owner		Renter		Total		Person	
	Total	Hispanic	Total	Hispanic	Total	Hispanic	Total	Hispanic
White:	0	0	0	0	0	0		0
Black/African American:	0	0	0	0	0	0	0	0
Asian:	0	0	0	0	0	0	0	0
American Indian/Alaskan Native:	0	0	0	0	0	0	0	0
Native Hawaiian/Other Pacific Islander:	0	0	0	0	0	0	0	0
American Indian/Alaskan Native & White:	0	0	0	0	0	0	0	0
Asian White:	0	0	0	0	0	0	0	0
Black/African American & White:	0	0	0	0	0	0	0	0
American Indian/Alaskan Native & Black/African American:	0	0	0	0	0	0	0	0
Other multi-racial:	0	0	0	0	0	0	0	0
Asian/Pacific Islander:	0	0	0	0	0	0	0	0
Hispanic:	0	0	0	0	0	0	0	0
Total:	**0**	**0**	**0**	**0**	**0**	**0**	**0**	**0**
Female-headed Households:	0		0		0			

Income Category:	Owner	Renter	Total	Person
Extremely Low	0	0	0	0
Low Mod	0	0	0	0
Moderate	0	0	0	0
Non Low Moderate	0	0	0	0
Total	0	0	0	0
Percent Low/Mod				

Annual Accomplishments

Years	Accomplishment Narrative	# Benefitting
2020	$35 was spent to pay for lead inspection of paint chips cleanup at 110 Harmar St. Accomplishment for this rehabilitation was reported at activity 646 and should not be double-reported.	

PGM Year: 2019
Project: 0014 - HP Office Supplies
IDIS Activity: 667 - HP Office Supplies

Status: Completed 4/22/2021 12:00:00 AM
Location: 304 Putnam St Marietta, OH 45750-3022

Objective: Create suitable living environments
Outcome: Sustainability
Matrix Code: Rehabilitation Administration (14H)
National Objective: LMA

Activity to prevent, prepare for, and respond to Coronavirus: No

Initial Funding Date: 10/02/2019

Description:

Funding to purchase various office supplies items pertaining to Housing Programs administration.

Financing

	Fund Type	Grant Year	Grant	Funded Amount	Drawn In Program Year	Drawn Thru Program Year
CDBG	EN	2019	B19MC390018	$1,000.00	$0.00	$1,000.00
Total	**Total**			**$1,000.00**	**$0.00**	**$1,000.00**

Proposed Accomplishments

Housing Units : 6
Total Population in Service Area: 11,465
Census Tract Percent Low / Mod: 51.98

Annual Accomplishments

Years	Accomplishment Narrative	# Benefitting
2019	Misc. office supplies for Development Department to operate the housing programs.	

PGM Year: 2019
Project: 0020 - River Trail Security Lighting
IDIS Activity: 672 - River Trail Security Lighting

Status: Canceled 10/5/2021 2:05:20 PM
Location: 304 Putnam St Marietta, OH 45750-3022

Objective: Create suitable living environments
Outcome: Sustainability
Matrix Code: Parks, Recreational Facilities (03F)
National Objective: LMA

Activity to prevent, prepare for, and respond to Coronavirus: No

Initial Funding Date: 10/01/2019

Description:

To add needed lighting for safety on the River Trail.

Financing

No data returned for this view. This might be because the applied filter excludes all data.

Proposed Accomplishments

Public Facilities : 2
Total Population in Service Area: 11,465
Census Tract Percent Low / Mod: 51.98

Annual Accomplishments

No data returned for this view. This might be because the applied filter excludes all data.

PGM Year: 2019
Project: 0021 - ADA Parking Signs Updates
IDIS Activity: 673 - ADA Parking Signs Update

Status: Canceled 10/5/2021 2:06:17 PM
Location: 304 Putnam St Marietta, OH 45750-3022

Objective: Create suitable living environments
Outcome: Availability/accessibility
Matrix Code: Neighborhood Facilities (03E)
National Objective: LMA

Activity to prevent, prepare for, and respond to Coronavirus: No

Initial Funding Date: 10/01/2019

Description:

New ADA parking signs updated to current standards.

Financing

No data returned for this view. This might be because the applied filter excludes all data.

Proposed Accomplishments

Public Facilities : 12
Total Population in Service Area: 11,465
Census Tract Percent Low / Mod: 51.98

Annual Accomplishments

No data returned for this view. This might be because the applied filter excludes all data.

PGM Year: 2019
Project: 0025 - Replacement Tree Planting
IDIS Activity: 675 - Replacement Tree Planting

Status: Canceled 10/5/2021 2:06:47 PM
Location: 304 Putnam St Marietta, OH 45750-3022

Objective: Create suitable living environments
Outcome: Sustainability
Matrix Code: Tree Planting (03N)
National Objective: LMA

Activity to prevent, prepare for, and respond to Coronavirus: No

Initial Funding Date: 10/01/2019

Description:

To replace trees that have been removed because of disease.

Financing

No data returned for this view. This might be because the applied filter excludes all data.

Proposed Accomplishments

Public Facilities : 10
Total Population in Service Area: 11,465
Census Tract Percent Low / Mod: 51.98

Annual Accomplishments

No data returned for this view. This might be because the applied filter excludes all data.

PGM Year: 2019
Project: 0056 - Small Project Contingency
IDIS Activity: 677 - Small Project Contingency

Status: Completed 12/21/2021 10:27:28 AM
Location:

Objective:
Outcome:
Matrix Code: General Program Administration (21A)
National Objective:

Activity to prevent, prepare for, and respond to Coronavirus: No

Initial Funding Date: 10/01/2019

Description:

Various city wide small projects.
In practice, in 2020 a purchase order from Marietta Office Supply was paid from this activity, while in 2019 a purchase order for a printed and laminated sign from Discount Signs and Awnings was paid.
In substance, these purchase orders were different in nature, but since it is impossible at this point to separate them out the use of some of the funding on office supplies seems to justify coding the activity as part of general program administration.
This activity may have better been cancelled, but the cancellation with draws request was rejecting.
This leaves closure and rough categorization as general administration as the only alternative for resolving this item of IDIS cleanup.

Financing

	Fund Type	Grant Year	Grant	Funded Amount	Drawn In Program Year	Drawn Thru Program Year
CDBG	EN	2019	B19MC390018	$287.90	$0.00	$287.90
Total	**Total**			**$287.90**	**$0.00**	**$287.90**

Proposed Accomplishments

Actual Accomplishments

Number assisted:	Owner		Renter		Total		Person	
	Total	Hispanic	Total	Hispanic	Total	Hispanic	Total	Hispanic
White:					0	0		
Black/African American:					0	0		
Asian:					0	0		
American Indian/Alaskan Native:					0	0		
Native Hawaiian/Other Pacific Islander:					0	0		
American Indian/Alaskan Native & White:					0	0		
Asian White:					0	0		
Black/African American & White:					0	0		
American Indian/Alaskan Native & Black/African American:					0	0		
Other multi-racial:					0	0		

Asian/Pacific Islander:					0	0		
Hispanic:					0	0		
Total:	**0**	**0**	**0**	**0**	**0**	**0**	**0**	**0**
Female-headed Households:					0			

Income Category:	**Owner**	**Renter**	**Total**	**Person**
Extremely Low			0	
Low Mod			0	
Moderate			0	
Non Low Moderate			0	
Total	0	0	0	0
Percent Low/Mod				

Annual Accomplishments

No data returned for this view. This might be because the applied filter excludes all data.

PGM Year: 2019
Project: 0027 - River Trail Guard Rail
IDIS Activity: 678 - River Trail Guard Rail

Status: Canceled 10/5/2021 2:08:39 PM
Location: 304 Putnam St Marietta, OH 45750-3022

Objective: Provide decent affordable housing
Outcome: Affordability
Matrix Code: Parks, Recreational Facilities (03F)
National Objective: LMA

Activity to prevent, prepare for, and respond to Coronavirus: No

Initial Funding Date: 10/02/2019

Description:

Funds will be used to install a safety guardrail along the bikefoot river trail path.

Financing

No data returned for this view. This might be because the applied filter excludes all data.

Proposed Accomplishments

Public Facilities : 1
Total Population in Service Area: 1,715
Census Tract Percent Low / Mod: 67.06

Annual Accomplishments

No data returned for this view. This might be because the applied filter excludes all data.

PGM Year: 2020
Project: 0034 - CV-Rental and Utility Assistance - WMCAP
IDIS Activity: 679 - CV-Rental and Utility Assistance - WMCAP (2020)

Status: Open
Location: 304 Putnam St Marietta, OH 45750-3022

Objective: Provide decent affordable housing
Outcome: Sustainability
Matrix Code: Subsistence Payment (05Q)
National Objective: LMC

Activity to prevent, prepare for, and respond to Coronavirus: Yes

Initial Funding Date: 08/07/2020

Description:

COVID-19 Lowmoderate income families with rental and utility assistance.
COVID-19 funds are estimated to provide 30 households of lowmoderate income families.

Financing

	Fund Type	Grant Year	Grant	Funded Amount	Drawn In Program Year	Drawn Thru Program Year
CDBG	EN	2020	B20MW390018	$95,450.00	$47,128.73	$47,128.73
Total	**Total**			**$95,450.00**	**$47,128.73**	**$47,128.73**

Proposed Accomplishments

People (General) : 30

Actual Accomplishments

Number assisted:	Owner		Renter		Total		Person	
	Total	Hispanic	Total	Hispanic	Total	Hispanic	Total	Hispanic
White:	0	0	0	0	0	0		0
Black/African American:	0	0	0	0	0	0	0	0
Asian:	0	0	0	0	0	0	0	0
American Indian/Alaskan Native:	0	0	0	0	0	0	0	0
Native Hawaiian/Other Pacific Islander:	0	0	0	0	0	0	0	0
American Indian/Alaskan Native & White:	0	0	0	0	0	0	0	0
Asian White:	0	0	0	0	0	0	0	0
Black/African American & White:	0	0	0	0	0	0	0	0
American Indian/Alaskan Native & Black/African American:	0	0	0	0	0	0	0	0
Other multi-racial:	0	0	0	0	0	0	0	0
Asian/Pacific Islander:	0	0	0	0	0	0	0	0
Hispanic:	0	0	0	0	0	0	0	0

Total:	**0**	**0**	**0**	**0**	**0**	**0**	**0**	**0**
Female-headed Households:	0		0		0			

Income Category:

	Owner	Renter	Total	Person
Extremely Low	0	0	0	0
Low Mod	0	0	0	0
Moderate	0	0	0	0
Non Low Moderate	0	0	0	0
Total	0	0	0	0
Percent Low/Mod				

Annual Accomplishments

Years	Accomplishment Narrative	# Benefitting
2020		

PGM Year: 2020

Project: 0036 - CV-Economic Development & Small Business Assistance - Buckeye Hills Regional Council

IDIS Activity: 681 - CV-Economic Development & Small Business Assistance-Buckeye Hills Regional Council

Status: Open
Location: 1400 Pike St Marietta, OH 45750-5196

Objective: Create economic opportunities
Outcome: Sustainability
Matrix Code: Subsistence Payment (05Q)
National Objective: URG

Activity to prevent, prepare for, and respond to Coronavirus: Yes

Initial Funding Date: 08/07/2020

Description:

COVID-19 to assist with rent and utilities of small businesses.
To help approximately 28 small businesses that employee no more than 25 full time equivalent LMJ workers; priority of 10 or less full time equivalent LMJ workers.

Financing

	Fund Type	Grant Year	Grant	Funded Amount	Drawn In Program Year	Drawn Thru Program Year
CDBG	EN	2020	B20MW390018	$95,450.00	$2,836.44	$8,836.44
Total	**Total**			**$95,450.00**	**$2,836.44**	**$8,836.44**

Proposed Accomplishments

People (General) : 28

Annual Accomplishments

Years	Accomplishment Narrative	# Benefitting
2020		

PGM Year: 2020
Project: 0038 - CV-Administrative Expense Development Staff
IDIS Activity: 682 - CV-Administrative Expense Development Staff 2020

Status: Open
Location:

Objective:
Outcome:
Matrix Code: General Program Administration (21A)
National Objective:

Activity to prevent, prepare for, and respond to Coronavirus: Yes

Initial Funding Date: 08/24/2020

Description:

Funding to pay the Development Department administration expense for coordination, administration, and monitoring of CV-19 projects.

Financing

	Fund Type	Grant Year	Grant	Funded Amount	Drawn In Program Year	Drawn Thru Program Year
CDBG	EN	2020	B20MW390018	$2,089.00	$0.00	$0.00
Total	**Total**			**$2,089.00**	**$0.00**	**$0.00**

Proposed Accomplishments

Actual Accomplishments

Number assisted:	Owner		Renter		Total		Person	
	Total	Hispanic	Total	Hispanic	Total	Hispanic	Total	Hispanic
White:					0	0		
Black/African American:					0	0		
Asian:					0	0		
American Indian/Alaskan Native:					0	0		
Native Hawaiian/Other Pacific Islander:					0	0		
American Indian/Alaskan Native & White:					0	0		
Asian White:					0	0		
Black/African American & White:					0	0		
American Indian/Alaskan Native & Black/African American:					0	0		
Other multi-racial:					0	0		
Asian/Pacific Islander:					0	0		
Hispanic:					0	0		
Total:	**0**	**0**	**0**	**0**	**0**	**0**	**0**	**0**
Female-headed Households:					0			

Income Category:	Owner	Renter	Total	Person
Extremely Low			0	
Low Mod			0	
Moderate			0	
Non Low Moderate			0	
Total	0	0	0	0
Percent Low/Mod				

Annual Accomplishments

No data returned for this view. This might be because the applied filter excludes all data.

PGM Year: 2020

Project: 0037 - CV-Public Services - Food Pantry - Greater Marietta Community Food Pantry

IDIS Activity: 683 - CV-19 Greater Marietta Community Food Pantry 2020

Status: Open
Location: 635 State Route 821 Marietta, OH 45750-5304

Objective: Create suitable living environments
Outcome: Sustainability
Matrix Code: Food Banks (05W)
National Objective: LMC

Activity to prevent, prepare for, and respond to Coronavirus: Yes

Initial Funding Date: 08/07/2020

Description:

To provide food, toiletries and cleaning supplies to very low, low to moderate income, and seniors families of Marietta.
Pantry will provide weekly quantities sufficient for individuals and families affected by COVID-19 pandemic.

Financing

	Fund Type	Grant Year	Grant	Funded Amount	Drawn In Program Year	Drawn Thru Program Year
CDBG	EN	2020	B20MW390018	$25,000.00	$7,760.29	$16,989.06
Total	**Total**			**$25,000.00**	**$7,760.29**	**$16,989.06**

Proposed Accomplishments

People (General) : 1,755

Actual Accomplishments

Number assisted:	Owner		Renter		Total		Person	
	Total	Hispanic	Total	Hispanic	Total	Hispanic	Total	Hispanic
White:	0	0	0	0	0	0	762	0
Black/African American:	0	0	0	0	0	0	8	0
Asian:	0	0	0	0	0	0	0	0
American Indian/Alaskan Native:	0	0	0	0	0	0	0	0
Native Hawaiian/Other Pacific Islander:	0	0	0	0	0	0	0	0
American Indian/Alaskan Native & White:	0	0	0	0	0	0	0	0
Asian White:	0	0	0	0	0	0	0	0
Black/African American & White:	0	0	0	0	0	0	0	0
American Indian/Alaskan Native & Black/African American:	0	0	0	0	0	0	0	0
Other multi-racial:	0	0	0	0	0	0	24	24
Asian/Pacific Islander:	0	0	0	0	0	0	0	0
Hispanic:	0	0	0	0	0	0	0	0

Total:				**0**	**0**	**0**	**0**	**0**	**0**	**794**	**24**
Female-headed Households:				0		0		0			

Income Category:	Owner	Renter	Total	Person
Extremely Low	0	0	0	0
Low Mod	0	0	0	0
Moderate	0	0	0	775
Non Low Moderate	0	0	0	19
Total	0	0	0	794
Percent Low/Mod				97.6%

Annual Accomplishments

Years	Accomplishment Narrative	# Benefitting
2021	Greater Marietta Community Food Pantry was by virtue of CDBG assistance able to expand the level of services it provided to every person who used the food pantry. The expansion in services served to directly combat Coronavirus by allowing the pantry to include toiletries (necessary to sanitation) with the goods provided for distribution. Additionally, this CDBG investment helped combat pandemic-oriented food insecurity. Greater Marietta Community Food Pantry reports that 75% of persons served would not have received distribution of an adequate 7+ day supply for meat in the absence of this assistance, while no person served would have received standard toiletries. The food pantry was also able to provide dairy products as a result of the assistance. Note: the national objective chosen for this activity was the "nature and location" variation of the low to moderate clientele national objective. Although the food pantry requested self-certification of income levels, this self-certification was not broken down by categories of very low, low or moderate income. We therefore for reporting purposes have no choice but to apply on the basis of the data provided by the food pantry the 80% income limit to all persons served, notwithstanding that the vast majority of persons served by a food pantry by its very nature tend to be low- to very low-income. The nature of the self-certification for qualification purposes was insufficient to provide a more precise breakdown. Furthermore, because 80% income limits are not provided for 9- to 10-person families, the 19 people assisted in these large family categories are presented as "non-low to moderate" even though they too were likely income qualified.	

PGM Year: 2020
Project: 0001 - New Trail Maps / board centers for River Trail
IDIS Activity: 684 - New Trail Maps/Board Centers for River Trail

Status: Canceled 10/5/2021 2:14:59 PM
Location: 304 Putnam St Marietta, OH 45750-3022

Objective: Create suitable living environments
Outcome: Availability/accessibility
Matrix Code: Parks, Recreational Facilities (03F)
National Objective: LMA

Activity to prevent, prepare for, and respond to Coronavirus: No

Initial Funding Date: 09/01/2020

Description:

Erect three sets of river trail maps at three location along River Trail.

Financing

No data returned for this view. This might be because the applied filter excludes all data.

Proposed Accomplishments

Public Facilities : 1
Total Population in Service Area: 7,575
Census Tract Percent Low / Mod: 55.91

Annual Accomplishments

Years	Accomplishment Narrative	# Benefitting
2020		

PGM Year: 2020
Project: 0002 - Civil War Historic Markers
IDIS Activity: 685 - Civil War Historic Markers

Status: Canceled 10/5/2021 2:15:33 PM
Location: 304 Putnam St Marietta, OH 45750-3022

Objective: Create suitable living environments
Outcome: Sustainability
Matrix Code: Non-Residential Historic Preservation (16B)
National Objective: LMA

Activity to prevent, prepare for, and respond to Coronavirus: No

Initial Funding Date: 09/01/2020

Description:

To erect historical markers.

Financing

No data returned for this view. This might be because the applied filter excludes all data.

Proposed Accomplishments

Organizations : 1
Total Population in Service Area: 9,375
Census Tract Percent Low / Mod: 54.72

Annual Accomplishments

No data returned for this view. This might be because the applied filter excludes all data.

PGM Year: 2020
Project: 0003 - Boys and Girls Club ADA Accessibility
IDIS Activity: 686 - Boys & Girls Club ADA Accessibility

Status: Canceled 10/5/2021 1:08:41 PM
Location: 307 Lancaster St Marietta, OH 45750-2781

Objective: Provide decent affordable housing
Outcome: Affordability
Matrix Code: Youth Centers (03D)
National Objective: LMC

Activity to prevent, prepare for, and respond to Coronavirus: No

Initial Funding Date: 09/01/2020

Description:

To construct (2) ADA compliant fire escapes at rear building entrance.

Financing

No data returned for this view. This might be because the applied filter excludes all data.

Proposed Accomplishments

Public Facilities : 1

Actual Accomplishments

Number assisted:	Owner		Renter		Total		Person	
	Total	Hispanic	Total	Hispanic	Total	Hispanic	Total	Hispanic
White:	0	0	0	0	0	0		0
Black/African American:	0	0	0	0	0	0	0	0
Asian:	0	0	0	0	0	0	0	0
American Indian/Alaskan Native:	0	0	0	0	0	0	0	0
Native Hawaiian/Other Pacific Islander:	0	0	0	0	0	0	0	0
American Indian/Alaskan Native & White:	0	0	0	0	0	0	0	0
Asian White:	0	0	0	0	0	0	0	0
Black/African American & White:	0	0	0	0	0	0	0	0
American Indian/Alaskan Native & Black/African American:	0	0	0	0	0	0	0	0
Other multi-racial:	0	0	0	0	0	0	0	0

Asian/Pacific Islander:	0	0	0	0	0	0	0	0
Hispanic:	0	0	0	0	0	0	0	0
Total:	**0**	**0**	**0**	**0**	**0**	**0**	**0**	**0**
Female-headed Households:	0		0		0			

Income Category:

	Owner	Renter	Total	Person
Extremely Low	0	0	0	0
Low Mod	0	0	0	0
Moderate	0	0	0	0
Non Low Moderate	0	0	0	0
Total	0	0	0	0
Percent Low/Mod				

Annual Accomplishments

No data returned for this view. This might be because the applied filter excludes all data.

PGM Year: 2020

Project: 0005 - Historic Harmar Train Bridge Improvements

IDIS Activity: 688 - Historic Harmar Train Bridge Improvements

Status: Canceled 10/5/2021 2:17:34 PM

Location: 304 Putnam St Marietta, OH 45750-3022

Objective: Create suitable living environments

Outcome: Sustainability

Matrix Code: Other Public Improvements Not Listed in 03A-03S (03Z)

National Objective: LMA

Activity to prevent, prepare for, and respond to Coronavirus: No

Initial Funding Date: 09/02/2020

Description:

Funds will be used to remove railroad bridge ties over Fort Street.
This is a safety issue for pedestrians and vehicular traffic.

Financing

No data returned for this view. This might be because the applied filter excludes all data.

Proposed Accomplishments

People (General) : 14,108

Total Population in Service Area: 9,375

Census Tract Percent Low / Mod: 54.72

Annual Accomplishments

No data returned for this view. This might be because the applied filter excludes all data.

PGM Year: 2020
Project: 0008 - Community Action Bus Lines
IDIS Activity: 689 - 2020 CABL

Status: Completed 4/21/2021 12:00:00 AM
Location: 218 Putnam St Marietta, OH 45750-3014

Objective: Create suitable living environments
Outcome: Availability/accessibility
Matrix Code: Transportation Services (05E)
National Objective: LMA

Activity to prevent, prepare for, and respond to Coronavirus: No

Initial Funding Date: 09/09/2020

Description:

Provide essential public transportation service for the elderly, persons with disabilities and very low and low income.

Financing

	Fund Type	Grant Year	Grant	Funded Amount	Drawn In Program Year	Drawn Thru Program Year
CDBG	EN	2020	B20MC390018	$37,000.00	$0.00	$37,000.00
Total	**Total**			**$37,000.00**	**$0.00**	**$37,000.00**

Proposed Accomplishments

People (General) : 14,085
Total Population in Service Area: 9,375
Census Tract Percent Low / Mod: 54.72

Annual Accomplishments

Years	Accomplishment Narrative	# Benefitting
2020	The City utilized CDBG funding to enable low-income, elderly, and disabled adults to access public transportation (CABL). 2020 riders: 12,591 of which 10,964 were elderly and/or disabled.	

PGM Year: 2020
Project: 0006 - Sidewalk ADA Program
IDIS Activity: 690 - 2020-ADA Sidewalks & ADA Curb Ramps

Status: Canceled 10/5/2021 2:19:52 PM
Location: 304 Putnam St Marietta, OH 45750-3022

Objective: Create suitable living environments
Outcome: Availability/accessibility
Matrix Code: Sidewalks (03L)
National Objective: LMA

Activity to prevent, prepare for, and respond to Coronavirus: No

Initial Funding Date: 09/10/2020

Description:

Add ADA accessible sidewalks city wide.

Financing

No data returned for this view. This might be because the applied filter excludes all data.

Proposed Accomplishments

People (General) : 14,085
Total Population in Service Area: 9,375
Census Tract Percent Low / Mod: 54.72

Annual Accomplishments

No data returned for this view. This might be because the applied filter excludes all data.

PGM Year: 2020
Project: 0009 - River Trail Security Lighting
IDIS Activity: 691 - River Trail Security Lighting

Status: Canceled 10/5/2021 2:21:31 PM
Location: 304 Putnam St Marietta, OH 45750-3022

Objective: Create suitable living environments
Outcome: Availability/accessibility
Matrix Code: Parks, Recreational Facilities (03F)
National Objective: LMA

Activity to prevent, prepare for, and respond to Coronavirus: No

Initial Funding Date: 09/11/2020

Description:

To add needed lighting for safety on the River Trail

Financing

No data returned for this view. This might be because the applied filter excludes all data.

Proposed Accomplishments

Public Facilities : 1
Total Population in Service Area: 9,375
Census Tract Percent Low / Mod: 54.72

Annual Accomplishments

No data returned for this view. This might be because the applied filter excludes all data.

PGM Year: 2020
Project: 0010 - Flanders Field Playground Equipment
IDIS Activity: 692 - Flanders Field Playground Equipment

Status: Canceled 10/5/2021 2:22:45 PM
Location: 110 Pearl St Marietta, OH 45750-2889

Objective: Create suitable living environments
Outcome: Sustainability
Matrix Code: Parks, Recreational Facilities (03F)
National Objective: LMA

Activity to prevent, prepare for, and respond to Coronavirus: No

Initial Funding Date: 09/16/2020

Description:

Adding new playground equipment feature to Flanders Field Park.

Financing

No data returned for this view. This might be because the applied filter excludes all data.

Proposed Accomplishments

Public Facilities : 1
Total Population in Service Area: 1,715
Census Tract Percent Low / Mod: 67.06

Annual Accomplishments

No data returned for this view. This might be because the applied filter excludes all data.

PGM Year: 2020
Project: 0011 - Flanders Field Curb Ramp and Catch Basin
IDIS Activity: 693 - Flanders Field Curb Ramp and Catch Basin

Status: Canceled 10/5/2021 2:23:20 PM
Location: 110 Pearl St Marietta, OH 45750-2889

Objective: Create suitable living environments
Outcome: Sustainability
Matrix Code: Parks, Recreational Facilities (03F)
National Objective: LMA

Activity to prevent, prepare for, and respond to Coronavirus: No

Initial Funding Date: 09/16/2020

Description:

Construct new curb and basin to divert water away from the parks playground and basketball court.

Financing

No data returned for this view. This might be because the applied filter excludes all data.

Proposed Accomplishments

Public Facilities : 1
Total Population in Service Area: 1,715
Census Tract Percent Low / Mod: 67.06

Annual Accomplishments

No data returned for this view. This might be because the applied filter excludes all data.

PGM Year: 2020
Project: 0013 - ADA Transition Plan
IDIS Activity: 694 - ADA Transition Plan

Status: Canceled 10/5/2021 2:24:14 PM
Location: ,

Objective:
Outcome:
Matrix Code: Planning (20)
National Objective:

Activity to prevent, prepare for, and respond to Coronavirus: No

Initial Funding Date: 09/16/2020

Description:

Financing

No data returned for this view. This might be because the applied filter excludes all data.

Proposed Accomplishments

Actual Accomplishments

Number assisted:	Owner		Renter		Total		Person	
	Total	Hispanic	Total	Hispanic	Total	Hispanic	Total	Hispanic
White:					0	0		
Black/African American:					0	0		
Asian:					0	0		
American Indian/Alaskan Native:					0	0		
Native Hawaiian/Other Pacific Islander:					0	0		
American Indian/Alaskan Native & White:					0	0		
Asian White:					0	0		
Black/African American & White:					0	0		
American Indian/Alaskan Native & Black/African American:					0	0		
Other multi-racial:					0	0		
Asian/Pacific Islander:					0	0		
Hispanic:					0	0		

Total:	**0**	**0**	**0**	**0**	**0**	**0**	**0**	**0**
Female-headed Households:					0			

Income Category:	**Owner**	**Renter**	**Total**	**Person**
Extremely Low			0	
Low Mod			0	
Moderate			0	
Non Low Moderate			0	
Total	0	0	0	0
Percent Low/Mod				

Annual Accomplishments

No data returned for this view. This might be because the applied filter excludes all data.

PGM Year: 2020
Project: 0014 - Start Westward Project
IDIS Activity: 695 - Start Westward Monument

Status: Canceled 10/5/2021 2:25:01 PM
Location: 310 Front St Marietta, OH 45750-2913

Objective: Create suitable living environments
Outcome: Sustainability
Matrix Code: Parks, Recreational Facilities (03F)
National Objective: LMA

Activity to prevent, prepare for, and respond to Coronavirus: No

Initial Funding Date: 09/17/2020

Description:

To preserve a National Historic Landmark.

Financing

No data returned for this view. This might be because the applied filter excludes all data.

Proposed Accomplishments

Public Facilities : 1
Total Population in Service Area: 1,715
Census Tract Percent Low / Mod: 67.06

Annual Accomplishments

No data returned for this view. This might be because the applied filter excludes all data.

PGM Year: 2020
Project: 0027 - H P Communications
IDIS Activity: 696 - Housing Programs Communications

Status: Canceled 10/5/2021 2:29:09 PM
Location: 304 Putnam St Marietta, OH 45750-3022

Objective: Provide decent affordable housing
Outcome: Affordability
Matrix Code: Rehabilitation Administration (14H)
National Objective: LMA

Activity to prevent, prepare for, and respond to Coronavirus: No

Initial Funding Date: 09/17/2020

Description:

Funding to cover cost of communications - Development Department telephones.

Financing

No data returned for this view. This might be because the applied filter excludes all data.

Proposed Accomplishments

Housing Units : 1
Total Population in Service Area: 9,375
Census Tract Percent Low / Mod: 54.72

Annual Accomplishments

No data returned for this view. This might be because the applied filter excludes all data.

PGM Year: 2020
Project: 0028 - HP Office Supplies
IDIS Activity: 697 - HP Office Supplies

Status: Canceled 10/5/2021 2:29:59 PM
Location: 304 Putnam St Marietta, OH 45750-3022

Objective: Create suitable living environments
Outcome: Sustainability
Matrix Code: Rehabilitation Administration (14H)
National Objective: LMA

Activity to prevent, prepare for, and respond to Coronavirus: No

Initial Funding Date: 09/17/2020

Description:

Funding to purchase various office supplies pertaining to Housing Programs administration.

Financing

No data returned for this view. This might be because the applied filter excludes all data.

Proposed Accomplishments

Housing Units : 1
Total Population in Service Area: 9,375
Census Tract Percent Low / Mod: 54.72

Annual Accomplishments

No data returned for this view. This might be because the applied filter excludes all data.

PGM Year: 2020
Project: 0030 - HP Advertising
IDIS Activity: 698 - HP Advertising

Status: Canceled 10/5/2021 2:31:29 PM
Location: 304 Putnam St Marietta, OH 45750-3022

Objective: Create suitable living environments
Outcome: Sustainability
Matrix Code: Rehabilitation Administration (14H)
National Objective: LMA

Activity to prevent, prepare for, and respond to Coronavirus: No

Initial Funding Date: 09/17/2020

Description:

Funding used to submit necessary legal notices in newspaper regarding CDBG budget plans, hearings and CAPER report.

Financing

No data returned for this view. This might be because the applied filter excludes all data.

Proposed Accomplishments

Housing Units : 1
Total Population in Service Area: 9,375
Census Tract Percent Low / Mod: 54.72

Annual Accomplishments

No data returned for this view. This might be because the applied filter excludes all data.

PGM Year: 2020
Project: 0031 - HP Equipment & Facilities
IDIS Activity: 699 - HP Equipment and Facilities

Status: Canceled 10/5/2021 2:32:06 PM
Location: 304 Putnam St Marietta, OH 45750-3022

Objective: Create suitable living environments
Outcome: Sustainability
Matrix Code: Rehabilitation Administration (14H)
National Objective: LMA

Activity to prevent, prepare for, and respond to Coronavirus: No

Initial Funding Date: 09/17/2020

Description:

Funding for any Development Office equipment supplies and upkeep.

Financing

No data returned for this view. This might be because the applied filter excludes all data.

Proposed Accomplishments

Housing Units : 1
Total Population in Service Area: 9,375
Census Tract Percent Low / Mod: 54.72

Annual Accomplishments

No data returned for this view. This might be because the applied filter excludes all data.

PGM Year: 2020
Project: 0033 - HP Other
IDIS Activity: 701 - HP Other

Status: Canceled 10/5/2021 2:32:48 PM
Location: 304 Putnam St Marietta, OH 45750-3022

Objective: Provide decent affordable housing
Outcome: Affordability
Matrix Code: Rehabilitation Administration (14H)
National Objective: LMA

Activity to prevent, prepare for, and respond to Coronavirus: No

Initial Funding Date: 09/17/2020

Description:

Funding to purchase various other items pertaining to Housing Programs as they arise.

Financing

No data returned for this view. This might be because the applied filter excludes all data.

Proposed Accomplishments

Housing Units : 1
Total Population in Service Area: 9,375
Census Tract Percent Low / Mod: 54.72

Annual Accomplishments

No data returned for this view. This might be because the applied filter excludes all data.

PGM Year: 2020
Project: 0019 - Small Projects Contingency
IDIS Activity: 703 - Small Project Contingency

Status: Canceled 10/5/2021 2:26:51 PM
Location: 304 Putnam St Marietta, OH 45750-3022

Objective: Create suitable living environments
Outcome: Sustainability
Matrix Code: Neighborhood Facilities (03E)
National Objective: LMA

Activity to prevent, prepare for, and respond to Coronavirus: No

Initial Funding Date: 10/21/2020

Description:

Proposed projects will be small emergency spends city wide as they arise.

Financing

No data returned for this view. This might be because the applied filter excludes all data.

Proposed Accomplishments

Public Facilities : 3
Total Population in Service Area: 9,375
Census Tract Percent Low / Mod: 54.72

Annual Accomplishments

No data returned for this view. This might be because the applied filter excludes all data.

PGM Year: 2020
Project: 0015 - Marietta Main Street
IDIS Activity: 705 - Marietta Main Street

Status: Completed 1/20/2021 12:00:00 AM
Location: 204 Front St Unit 11 Marietta, OH 45750-2908

Objective: Create economic opportunities
Outcome: Sustainability
Matrix Code: Other Public Services Not Listed in 05A-05Y, 03T (05Z)
National Objective: LMA

Activity to prevent, prepare for, and respond to Coronavirus: No

Initial Funding Date: 10/21/2020

Description:

The City of Marietta will utilize CDBG funds to assist Marietta Main Street with economic development activities and beautification in the Central Business District.

Financing

	Fund Type	Grant Year	Grant	Funded Amount	Drawn In Program Year	Drawn Thru Program Year
CDBG	EN	2020	B20MC390018	$15,000.00	$0.00	$15,000.00
Total	**Total**			**$15,000.00**	**$0.00**	**$15,000.00**

Proposed Accomplishments

People (General) : 14,085
Total Population in Service Area: 1,715
Census Tract Percent Low / Mod: 67.06

Annual Accomplishments

Years	Accomplishment Narrative	# Benefitting
2020	Funds from CDBG were used to maintain annual accreditation through both Heritage Ohio and The National Main Street program in 2020 for Economic Development. Another Economic Development is attracting new investment into our Central Business District with fully walkable vibrant and thriving downtown. The beautification program sustained over 350 hanging flower baskets, over a dozen garden bump outs, and two dozen wrap-around baskets lining the Putnam Street bridge.	

PGM Year: 2020

Project: 0016 - Washington County Historical Society Sub-Recipient

IDIS Activity: 706 - Washington County Historical Society

Status: Completed 12/17/2021 12:00:00 AM
Location: 424 George St Marietta, OH 45750-2723

Objective: Create suitable living environments
Outcome: Sustainability
Matrix Code: Non-Residential Historic Preservation (16B)
National Objective: LMA

Activity to prevent, prepare for, and respond to Coronavirus: No

Initial Funding Date: 10/21/2020

Description:

To address renovation and improve function as a destination for educational, social, and community events as a sub-recipient.

Financing

	Fund Type	Grant Year	Grant	Funded Amount	Drawn In Program Year	Drawn Thru Program Year
CDBG	EN	2020	B20MC390018	$10,000.00	$10,000.00	$10,000.00
Total	**Total**			**$10,000.00**	**$10,000.00**	**$10,000.00**

Proposed Accomplishments

Organizations : 1
Total Population in Service Area: 1,110
Census Tract Percent Low / Mod: 69.37

Annual Accomplishments

Years	Accomplishment Narrative	# Benefitting
2020	The primary accomplishment associated with this activity in 2020 was the Development Department's work to formalize an agreement to fund support for this activity with 2020 funding, to be performed in 2021.	
2021	The historic preservation activity at The Anchorage completed in 2021 (an early- to mid-19th century mansion built by the descendants of Pioneer General Rufus Putnam) served the residents of Census Tract 205, Block Group 1 by combating neighborhood blight and improving the ambience of the residential neighborhood where the Washington County Historical Society-owned building sits. The historic preservation material was focused on improvements to and support for the facade, with more than two dozen windows being restored by replacing pieces of broken glass and applying fresh paint to window frames, and with brick repointing of foundational walls using historically appropriate mortar and construction/restoration techniques as preapproved by SHPO during Washington County Historical Society's preconstruction consultations with Ohio History Connection. The affected neighborhood which tends to be beautified by these historic improvements is the highest-poverty census tract block group in the City of Marietta, having an LMI concentration just under 70%.	

PGM Year: 2020
Project: 0017 - Aquatic Center Upgrades
IDIS Activity: 707 - Aquatic Center Upgrades

Status: Canceled 10/5/2021 2:25:59 PM
Location: 233 Pennsylvania Ave Marietta, OH 45750-1663

Objective: Create suitable living environments
Outcome: Sustainability
Matrix Code: Parks, Recreational Facilities (03F)
National Objective: LMA

Activity to prevent, prepare for, and respond to Coronavirus: No

Initial Funding Date: 10/21/2020

Description:

Allocation made available to fund aquatic center upgrades located in Indian Acres CDBG survey area.

Financing

No data returned for this view. This might be because the applied filter excludes all data.

Proposed Accomplishments

Public Facilities : 1
Total Population in Service Area: 7,660
Census Tract Percent Low / Mod: 51.96

Annual Accomplishments

No data returned for this view. This might be because the applied filter excludes all data.

PGM Year: 2020
Project: 0022 - H. P. Salaries
IDIS Activity: 709 - Housing Program Salaries

Status: Completed 4/22/2021 12:00:00 AM
Location: 110 Harmar St Marietta, OH 45750-2839

Objective: Create suitable living environments
Outcome: Sustainability
Matrix Code: Rehabilitation Administration (14H)
National Objective: LMH

Activity to prevent, prepare for, and respond to Coronavirus: No

Initial Funding Date: 10/22/2020

Description:

The City will use CDBG funds to pay for staff salaries and benefits to administer the housing programs.

Financing

	Fund Type	Grant Year	Grant	Funded Amount	Drawn In Program Year	Drawn Thru Program Year
CDBG	EN	2020	B20MC390018	$22,862.00	$11,888.71	$22,862.00
Total	**Total**			**$22,862.00**	**$11,888.71**	**$22,862.00**

Proposed Accomplishments

Housing Units : 3

Actual Accomplishments

Number assisted:	Owner		Renter		Total		Person	
	Total	Hispanic	Total	Hispanic	Total	Hispanic	Total	Hispanic
White:	5	0	0	0	5	0	0	0
Black/African American:	0	0	0	0	0	0	0	0
Asian:	0	0	0	0	0	0	0	0
American Indian/Alaskan Native:	0	0	0	0	0	0	0	0
Native Hawaiian/Other Pacific Islander:	0	0	0	0	0	0	0	0
American Indian/Alaskan Native & White:	0	0	0	0	0	0	0	0
Asian White:	0	0	0	0	0	0	0	0
Black/African American & White:	0	0	0	0	0	0	0	0
American Indian/Alaskan Native & Black/African American:	0	0	0	0	0	0	0	0
Other multi-racial:	0	0	0	0	0	0	0	0
Asian/Pacific Islander:	0	0	0	0	0	0	0	0
Hispanic:	0	0	0	0	0	0	0	0
Total:	**5**	**0**	**0**	**0**	**5**	**0**	**0**	**0**

Female-headed Households:	2	0	2

Income Category:

	Owner	Renter	Total	Person
Extremely Low	4	0	4	0
Low Mod	1	0	1	0
Moderate	0	0	0	0
Non Low Moderate	0	0	0	0
Total	5	0	5	0
Percent Low/Mod	100.0%		100.0%	

Annual Accomplishments

Years	Accomplishment Narrative	# Benefitting
2020	The City used CDBG funds to pay Development Department staff for their time spent administering housing program activities. Housing Programs are Emergency Repair Program and Paint Marietta Program.	

PGM Year: 2020
Project: 0023 - H. P. Benefits
IDIS Activity: 710 - Housing Programs Benefits

Status: Completed 4/22/2021 12:00:00 AM
Location: 110 Harmar St Marietta, OH 45750-2839

Objective: Create suitable living environments
Outcome: Sustainability
Matrix Code: Rehabilitation Administration (14H)
National Objective: LMH

Activity to prevent, prepare for, and respond to Coronavirus: No

Initial Funding Date: 10/22/2020

Description:

The City will use CDBG funds to pay for staff personnel benefits to administer housing programs.

Financing

	Fund Type	Grant Year	Grant	Funded Amount	Drawn In Program Year	Drawn Thru Program Year
CDBG	EN	2020	B20MC390018	$12,894.00	$6,680.27	$12,894.00
Total	**Total**			**$12,894.00**	**$6,680.27**	**$12,894.00**

Proposed Accomplishments

Housing Units : 3

Actual Accomplishments

Number assisted:	Owner		Renter		Total		Person	
	Total	Hispanic	Total	Hispanic	Total	Hispanic	Total	Hispanic
White:	5	0	0	0	5	0	0	0
Black/African American:	0	0	0	0	0	0	0	0
Asian:	0	0	0	0	0	0	0	0
American Indian/Alaskan Native:	0	0	0	0	0	0	0	0
Native Hawaiian/Other Pacific Islander:	0	0	0	0	0	0	0	0
American Indian/Alaskan Native & White:	0	0	0	0	0	0	0	0
Asian White:	0	0	0	0	0	0	0	0
Black/African American & White:	0	0	0	0	0	0	0	0
American Indian/Alaskan Native & Black/African American:	0	0	0	0	0	0	0	0
Other multi-racial:	0	0	0	0	0	0	0	0
Asian/Pacific Islander:	0	0	0	0	0	0	0	0
Hispanic:	0	0	0	0	0	0	0	0
Total:	**5**	**0**	**0**	**0**	**5**	**0**	**0**	**0**

Female-headed Households:	2	0	2

Income Category:

	Owner	Renter	Total	Person
Extremely Low	4	0	4	0
Low Mod	1	0	1	0
Moderate	0	0	0	0
Non Low Moderate	0	0	0	0
Total	5	0	5	0
Percent Low/Mod	100.0%		100.0%	

Annual Accomplishments

Years	Accomplishment Narrative	# Benefitting
2020	The City used CDBG funds to pay Development Department staff for their time administering housing program activities. Housing Programs are Emergency Repair and Paint Marietta Programs.	

PGM Year: 2020
Project: 0024 - Emergency Repair Program
IDIS Activity: 711 - Emergency Repair Program

Status: Canceled 10/5/2021 2:27:49 PM
Location: 304 Putnam St Marietta, OH 45750-3022

Objective: Create suitable living environments
Outcome: Sustainability
Matrix Code: Rehab; Single-Unit Residential (14A)
National Objective: LMH

Activity to prevent, prepare for, and respond to Coronavirus: No

Initial Funding Date: 10/22/2020

Description:

Emergency Repair Program is aimed at improving the quality of housing occupied by low income homeowners.
It eliminates conditions that threaten the health and safety of the residents.
Aides in the elimination of homelessness.

Financing

No data returned for this view. This might be because the applied filter excludes all data.

Proposed Accomplishments

Housing Units : 2

Actual Accomplishments

Number assisted:	Owner		Renter		Total		Person	
	Total	Hispanic	Total	Hispanic	Total	Hispanic	Total	Hispanic
White:	0	0	0	0	0	0		0
Black/African American:	0	0	0	0	0	0	0	0
Asian:	0	0	0	0	0	0	0	0
American Indian/Alaskan Native:	0	0	0	0	0	0	0	0
Native Hawaiian/Other Pacific Islander:	0	0	0	0	0	0	0	0
American Indian/Alaskan Native & White:	0	0	0	0	0	0	0	0
Asian White:	0	0	0	0	0	0	0	0
Black/African American & White:	0	0	0	0	0	0	0	0

American Indian/Alaskan Native & Black/African American:	0	0	0	0	0	0	0	0
Other multi-racial:	0	0	0	0	0	0	0	0
Asian/Pacific Islander:	0	0	0	0	0	0	0	0
Hispanic:	0	0	0	0	0	0	0	0
Total:	**0**	**0**	**0**	**0**	**0**	**0**	**0**	**0**
Female-headed Households:	0		0		0			

Income Category:	Owner	Renter	Total	Person
Extremely Low	0	0	0	0
Low Mod	0	0	0	0
Moderate	0	0	0	0
Non Low Moderate	0	0	0	0
Total	0	0	0	0
Percent Low/Mod				

Annual Accomplishments

No data returned for this view. This might be because the applied filter excludes all data.

PGM Year: 2020

Project: 0029 - HP Contractual Services / Housing Code Enforcement / Slum and Blight

IDIS Activity: 712 - HP Contractual Services Housing Code Enforcement Slum and Blight

Status: Canceled 10/5/2021 2:30:55 PM
Location: 304 Putnam St Marietta, OH 45750-3022

Objective: Create suitable living environments
Outcome: Sustainability
Matrix Code: Code Enforcement (15)
National Objective: LMA

Activity to prevent, prepare for, and respond to Coronavirus: No

Initial Funding Date: 10/22/2020

Description:

Funding to purchase misc.
contractual services pertaining to Housing Programs and Housing Code Enforcement.

Financing

No data returned for this view. This might be because the applied filter excludes all data.

Proposed Accomplishments

Housing Units : 3
Total Population in Service Area: 9,375
Census Tract Percent Low / Mod: 54.72

Annual Accomplishments

No data returned for this view. This might be because the applied filter excludes all data.

PGM Year: 2020
Project: 0025 - Marietta Paint Program
IDIS Activity: 713 - Marietta Paint Program

Status: Canceled 10/5/2021 2:28:24 PM
Location: 304 Putnam St Marietta, OH 45750-3022

Objective: Create suitable living environments
Outcome: Sustainability
Matrix Code: Rehab; Single-Unit Residential (14A)
National Objective: LMH

Activity to prevent, prepare for, and respond to Coronavirus: No

Initial Funding Date: 10/22/2020

Description:

Housing rehab program provides exterior paint and supplies for income eligible homeowners to improve the appearance of their homes and to eliminate lead based paint.

Financing

No data returned for this view. This might be because the applied filter excludes all data.

Proposed Accomplishments

Housing Units : 2

Actual Accomplishments

Number assisted:	Owner		Renter		Total		Person	
	Total	Hispanic	Total	Hispanic	Total	Hispanic	Total	Hispanic
White:	0	0	0	0	0	0		0
Black/African American:	0	0	0	0	0	0	0	0
Asian:	0	0	0	0	0	0	0	0
American Indian/Alaskan Native:	0	0	0	0	0	0	0	0
Native Hawaiian/Other Pacific Islander:	0	0	0	0	0	0	0	0
American Indian/Alaskan Native & White:	0	0	0	0	0	0	0	0
Asian White:	0	0	0	0	0	0	0	0
Black/African American & White:	0	0	0	0	0	0	0	0
American Indian/Alaskan Native & Black/African American:	0	0	0	0	0	0	0	0
Other multi-racial:	0	0	0	0	0	0	0	0

Asian/Pacific Islander:	0	0	0	0	0	0	0	0
Hispanic:	0	0	0	0	0	0	0	0
Total:	**0**	**0**	**0**	**0**	**0**	**0**	**0**	**0**
Female-headed Households:	0		0		0			

Income Category:

	Owner	Renter	Total	Person
Extremely Low	0	0	0	0
Low Mod	0	0	0	0
Moderate	0	0	0	0
Non Low Moderate	0	0	0	0
Total	0	0	0	0
Percent Low/Mod				

Annual Accomplishments

No data returned for this view. This might be because the applied filter excludes all data.

PGM Year: 2021
Project: 0002 - Preservation of LMI Housing
IDIS Activity: 714 - 311 Virginia Street

Status: Completed 11/5/2021 12:00:00 AM
Location: 311 Virginia St Marietta, OH 45750-2869

Objective: Provide decent affordable housing
Outcome: Affordability
Matrix Code: Rehab; Single-Unit Residential (14A)
National Objective: LMH

Activity to prevent, prepare for, and respond to Coronavirus: No

Initial Funding Date: 10/05/2021

Description:

Correct failing water system consisting of front porch roof and gutters and replace damaged materials with in-kind materials.

Financing

	Fund Type	Grant Year	Grant	Funded Amount	Drawn In Program Year	Drawn Thru Program Year
CDBG	EN	2021	B21MC390018	$2,055.00	$2,055.00	$2,055.00
Total	**Total**			**$2,055.00**	**$2,055.00**	**$2,055.00**

Proposed Accomplishments

Housing Units : 1

Actual Accomplishments

Number assisted:	Owner		Renter		Total		Person	
	Total	Hispanic	Total	Hispanic	Total	Hispanic	Total	Hispanic
White:	1	0	0	0	1	0	0	0
Black/African American:	0	0	0	0	0	0	0	0
Asian:	0	0	0	0	0	0	0	0
American Indian/Alaskan Native:	0	0	0	0	0	0	0	0
Native Hawaiian/Other Pacific Islander:	0	0	0	0	0	0	0	0
American Indian/Alaskan Native & White:	0	0	0	0	0	0	0	0
Asian White:	0	0	0	0	0	0	0	0
Black/African American & White:	0	0	0	0	0	0	0	0
American Indian/Alaskan Native & Black/African American:	0	0	0	0	0	0	0	0
Other multi-racial:	0	0	0	0	0	0	0	0
Asian/Pacific Islander:	0	0	0	0	0	0	0	0
Hispanic:	0	0	0	0	0	0	0	0
Total:	**1**	**0**	**0**	**0**	**1**	**0**	**0**	**0**

Female-headed Households:	1	0	1

Income Category:

	Owner	Renter	Total	Person
Extremely Low	0	0	0	0
Low Mod	1	0	1	0
Moderate	0	0	0	0
Non Low Moderate	0	0	0	0
Total	1	0	1	0
Percent Low/Mod	100.0%		100.0%	

Annual Accomplishments

Years	Accomplishment Narrative	# Benefitting
2021	New asphalt shingles on front porch, fixed a problem with a gutter and replaced damaged ceiling tiles.	

PGM Year: 2021
Project: 0001 - General Program Administration
IDIS Activity: 715 - Canon Copier Annual Contract Poynter's

Status: Canceled 10/21/2021 12:00:00 AM
Location:

Objective:
Outcome:
Matrix Code: Indirect Costs (21B)
National Objective:

Activity to prevent, prepare for, and respond to Coronavirus: No

Initial Funding Date: 10/18/2021

Description:

Copier annual contract Canon IRADXC37301

Financing

No data returned for this view. This might be because the applied filter excludes all data.

Proposed Accomplishments

Actual Accomplishments

Number assisted:	Owner		Renter		Total		Person	
	Total	Hispanic	Total	Hispanic	Total	Hispanic	Total	Hispanic
White:					0	0		
Black/African American:					0	0		
Asian:					0	0		
American Indian/Alaskan Native:					0	0		
Native Hawaiian/Other Pacific Islander:					0	0		
American Indian/Alaskan Native & White:					0	0		
Asian White:					0	0		
Black/African American & White:					0	0		
American Indian/Alaskan Native & Black/African American:					0	0		
Other multi-racial:					0	0		
Asian/Pacific Islander:					0	0		

Hispanic:					0	0		
Total:	**0**	**0**	**0**	**0**	**0**	**0**	**0**	**0**
Female-headed Households:					0			

Income Category:	**Owner**	**Renter**	**Total**	**Person**
Extremely Low			0	
Low Mod			0	
Moderate			0	
Non Low Moderate			0	
Total	0	0	0	0
Percent Low/Mod				

Annual Accomplishments

No data returned for this view. This might be because the applied filter excludes all data.

PGM Year: 2021
Project: 0001 - General Program Administration
IDIS Activity: 716 - Public Hearing Notice 2022 AAP and reprogramming unused funds

Status: Canceled 10/21/2021 12:00:00 AM
Location: ,

Objective:
Outcome:
Matrix Code: Public Information (21C)
National Objective:

Activity to prevent, prepare for, and respond to Coronavirus: No

Initial Funding Date: 10/19/2021

Description:

Public Notice for public hearings for 2022 CDBG AAP and reprogramming of unused 2018, 2019 and 2020 Action Plan funding for use in PY 2022 under the city's present Consolidated Plan.

Financing

No data returned for this view. This might be because the applied filter excludes all data.

Proposed Accomplishments

Actual Accomplishments

Number assisted:	Owner		Renter		Total		Person	
	Total	Hispanic	Total	Hispanic	Total	Hispanic	Total	Hispanic
White:					0	0		
Black/African American:					0	0		
Asian:					0	0		
American Indian/Alaskan Native:					0	0		
Native Hawaiian/Other Pacific Islander:					0	0		
American Indian/Alaskan Native & White:					0	0		
Asian White:					0	0		
Black/African American & White:					0	0		
American Indian/Alaskan Native & Black/African American:					0	0		
Other multi-racial:					0	0		

Asian/Pacific Islander:					0	0		
Hispanic:					0	0		
Total:	**0**	**0**	**0**	**0**	**0**	**0**	**0**	**0**
Female-headed Households:					0			

Income Category:	**Owner**	**Renter**	**Total**	**Person**
Extremely Low			0	
Low Mod			0	
Moderate			0	
Non Low Moderate			0	
Total	0	0	0	0
Percent Low/Mod				

Annual Accomplishments

No data returned for this view. This might be because the applied filter excludes all data.

PGM Year: 2021
Project: 0002 - Preservation of LMI Housing
IDIS Activity: 717 - Home Repair Lead Inspection

Status: Completed 11/5/2021 12:00:00 AM
Location: 535 3rd St Marietta, OH 45750-2104

Objective: Provide decent affordable housing
Outcome: Affordability
Matrix Code: Lead-Based/Lead Hazard Test/Abate (14I)
National Objective: LMH

Activity to prevent, prepare for, and respond to Coronavirus: No

Initial Funding Date: 10/19/2021

Description:

Lead inspection and clearance.

Financing

	Fund Type	Grant Year	Grant	Funded Amount	Drawn In Program Year	Drawn Thru Program Year
CDBG	EN	2021	B21MC390018	$37.00	$37.00	$37.00
Total	**Total**			**$37.00**	**$37.00**	**$37.00**

Proposed Accomplishments

Actual Accomplishments

Number assisted:	Owner		Renter		Total		Person	
	Total	Hispanic	Total	Hispanic	Total	Hispanic	Total	Hispanic
White:	0	0	0	0	0	0		0
Black/African American:	0	0	0	0	0	0	0	0
Asian:	0	0	0	0	0	0	0	0
American Indian/Alaskan Native:	0	0	0	0	0	0	0	0
Native Hawaiian/Other Pacific Islander:	0	0	0	0	0	0	0	0
American Indian/Alaskan Native & White:	0	0	0	0	0	0	0	0
Asian White:	0	0	0	0	0	0	0	0
Black/African American & White:	0	0	0	0	0	0	0	0
American Indian/Alaskan Native & Black/African American:	0	0	0	0	0	0	0	0
Other multi-racial:	0	0	0	0	0	0	0	0
Asian/Pacific Islander:	0	0	0	0	0	0	0	0
Hispanic:	0	0	0	0	0	0	0	0
Total:	**0**	**0**	**0**	**0**	**0**	**0**	**0**	**0**
Female-headed Households:	0		0		0			

Income Category:	Owner	Renter	Total	Person
Extremely Low	0	0	0	0
Low Mod	0	0	0	0
Moderate	0	0	0	0
Non Low Moderate	0	0	0	0
Total	0	0	0	0
Percent Low/Mod				

Annual Accomplishments

No data returned for this view. This might be because the applied filter excludes all data.

PGM Year: 2021
Project: 0002 - Preservation of LMI Housing
IDIS Activity: 718 - 535 Third Street

Status: Completed 11/5/2021 12:00:00 AM
Location: 535 3rd St Marietta, OH 45750-2104

Objective: Provide decent affordable housing
Outcome: Affordability
Matrix Code: Rehab; Single-Unit Residential (14A)
National Objective: LMH

Activity to prevent, prepare for, and respond to Coronavirus: No

Initial Funding Date: 10/19/2021

Description:

Clear vegetation close to house.
Wash house, scrape house to remove loose paint, dispose of waste removed from house, have house inspected by lead inspector, complete prep of house for painting, paint house.

Financing

	Fund Type	Grant Year	Grant	Funded Amount	Drawn In Program Year	Drawn Thru Program Year
CDBG	EN	2021	B21MC390018	$9,405.00	$9,405.00	$9,405.00
Total	**Total**			**$9,405.00**	**$9,405.00**	**$9,405.00**

Proposed Accomplishments

Housing Units : 1

Actual Accomplishments

Number assisted:	Owner		Renter		Total		Person	
	Total	Hispanic	Total	Hispanic	Total	Hispanic	Total	Hispanic
White:	2	0	0	0	2	0	0	0
Black/African American:	0	0	0	0	0	0	0	0
Asian:	0	0	0	0	0	0	0	0
American Indian/Alaskan Native:	0	0	0	0	0	0	0	0
Native Hawaiian/Other Pacific Islander:	0	0	0	0	0	0	0	0
American Indian/Alaskan Native & White:	0	0	0	0	0	0	0	0
Asian White:	0	0	0	0	0	0	0	0
Black/African American & White:	0	0	0	0	0	0	0	0
American Indian/Alaskan Native & Black/African American:	0	0	0	0	0	0	0	0
Other multi-racial:	0	0	0	0	0	0	0	0
Asian/Pacific Islander:	0	0	0	0	0	0	0	0
Hispanic:	0	0	0	0	0	0	0	0

Total:	**2**	**0**	**0**	**0**	**2**	**0**	**0**	**0**
Female-headed Households:	1		0		1			

Income Category:

	Owner	Renter	Total	Person
Extremely Low	2	0	2	0
Low Mod	0	0	0	0
Moderate	0	0	0	0
Non Low Moderate	0	0	0	0
Total	2	0	2	0
Percent Low/Mod	100.0%		100.0%	

Annual Accomplishments

Years	Accomplishment Narrative	# Benefitting
2021	Home received exterior paint along with window trim and shutters.	

PGM Year: 2021
Project: 0002 - Preservation of LMI Housing
IDIS Activity: 719 - 121 Miller Avenue

Status: Completed 10/21/2021 12:00:00 AM
Location: 121 Miller Ave Marietta, OH 45750-3424

Objective: Provide decent affordable housing
Outcome: Affordability
Matrix Code: Rehab; Single-Unit Residential (14A)
National Objective: LMH

Activity to prevent, prepare for, and respond to Coronavirus: No

Initial Funding Date: 10/20/2021

Description:

Remove and dispose of existing roof.
Install new shingle roof.

Financing

	Fund Type	Grant Year	Grant	Funded Amount	Drawn In Program Year	Drawn Thru Program Year
CDBG	EN	2021	B21MC390018	$7,560.00	$7,560.00	$7,560.00
Total	**Total**			**$7,560.00**	**$7,560.00**	**$7,560.00**

Proposed Accomplishments

Housing Units : 1

Actual Accomplishments

Number assisted:	Owner		Renter		Total		Person	
	Total	Hispanic	Total	Hispanic	Total	Hispanic	Total	Hispanic
White:	1	0	0	0	1	0	0	0
Black/African American:	0	0	0	0	0	0	0	0
Asian:	0	0	0	0	0	0	0	0
American Indian/Alaskan Native:	0	0	0	0	0	0	0	0
Native Hawaiian/Other Pacific Islander:	0	0	0	0	0	0	0	0
American Indian/Alaskan Native & White:	0	0	0	0	0	0	0	0
Asian White:	0	0	0	0	0	0	0	0
Black/African American & White:	0	0	0	0	0	0	0	0
American Indian/Alaskan Native & Black/African American:	0	0	0	0	0	0	0	0
Other multi-racial:	0	0	0	0	0	0	0	0
Asian/Pacific Islander:	0	0	0	0	0	0	0	0
Hispanic:	0	0	0	0	0	0	0	0

Total:	**1**	**0**	**0**	**0**	**1**	**0**	**0**	**0**
Female-headed Households:	1		0		1			

Income Category:	Owner	Renter	Total	Person
Extremely Low	0	0	0	0
Low Mod	1	0	1	0
Moderate	0	0	0	0
Non Low Moderate	0	0	0	0
Total	1	0	1	0
Percent Low/Mod	100.0%		100.0%	

Annual Accomplishments

Years	Accomplishment Narrative	# Benefitting
2021	Spent shingle roof removed and new shingle roof installed.	

PGM Year: 2021
Project: 0001 - General Program Administration
IDIS Activity: 720 - General Program Administration

Status: Completed 10/28/2021 12:00:00 AM
Location:

Objective:
Outcome:
Matrix Code: General Program Administration (21A)
National Objective:

Activity to prevent, prepare for, and respond to Coronavirus: No

Initial Funding Date: 10/26/2021

Description:

General administration of the CDBG program, to consist of salaries and benefits-related expenses.
This particular activity repays the City of Marietta general fund for $75,000 worth of bridge funding provided with the expectation of CDBG reimbursement to the Marietta Department of Community Development to cover pre-award 2021 salariesbenefits costs.

Financing

	Fund Type	Grant Year	Grant	Funded Amount	Drawn In Program Year	Drawn Thru Program Year
CDBG	EN	2021	B21MC390018	$75,000.00	$75,000.00	$75,000.00
Total	**Total**			**$75,000.00**	**$75,000.00**	**$75,000.00**

Proposed Accomplishments

Actual Accomplishments

Number assisted:	Owner		Renter		Total		Person	
	Total	Hispanic	Total	Hispanic	Total	Hispanic	Total	Hispanic
White:					0	0		
Black/African American:					0	0		
Asian:					0	0		
American Indian/Alaskan Native:					0	0		
Native Hawaiian/Other Pacific Islander:					0	0		
American Indian/Alaskan Native & White:					0	0		
Asian White:					0	0		
Black/African American & White:					0	0		
American Indian/Alaskan Native & Black/African American:					0	0		
Other multi-racial:					0	0		
Asian/Pacific Islander:					0	0		
Hispanic:					0	0		
Total:	**0**	**0**	**0**	**0**	**0**	**0**	**0**	**0**

Female-headed Households: 0

Income Category:	Owner	Renter	Total	Person
Extremely Low			0	
Low Mod			0	
Moderate			0	
Non Low Moderate			0	
Total	0	0	0	0
Percent Low/Mod				

Annual Accomplishments

No data returned for this view. This might be because the applied filter excludes all data.

PGM Year: 2021
Project: 0002 - Preservation of LMI Housing
IDIS Activity: 721 - Mortgage Recording Cindy Williams

Status: Completed 11/5/2021 12:00:00 AM
Location: 121 Miller Ave Marietta, OH 45750-3424

Objective: Provide decent affordable housing
Outcome: Affordability
Matrix Code: Rehabilitation Administration (14H)
National Objective: LMH

Activity to prevent, prepare for, and respond to Coronavirus: No

Initial Funding Date: 11/02/2021

Description:

Mortgage recording for Emergency Repair Program.

Financing

	Fund Type	Grant Year	Grant	Funded Amount	Drawn In Program Year	Drawn Thru Program Year
CDBG	EN	2021	B21MC390018	$34.00	$34.00	$34.00
Total	**Total**			**$34.00**	**$34.00**	**$34.00**

Proposed Accomplishments

Actual Accomplishments

Number assisted:	Owner		Renter		Total		Person	
	Total	Hispanic	Total	Hispanic	Total	Hispanic	Total	Hispanic
White:	0	0	0	0	0	0		0
Black/African American:	0	0	0	0	0	0	0	0
Asian:	0	0	0	0	0	0	0	0
American Indian/Alaskan Native:	0	0	0	0	0	0	0	0
Native Hawaiian/Other Pacific Islander:	0	0	0	0	0	0	0	0
American Indian/Alaskan Native & White:	0	0	0	0	0	0	0	0
Asian White:	0	0	0	0	0	0	0	0
Black/African American & White:	0	0	0	0	0	0	0	0
American Indian/Alaskan Native & Black/African American:	0	0	0	0	0	0	0	0
Other multi-racial:	0	0	0	0	0	0	0	0
Asian/Pacific Islander:	0	0	0	0	0	0	0	0
Hispanic:	0	0	0	0	0	0	0	0
Total:	**0**	**0**	**0**	**0**	**0**	**0**	**0**	**0**
Female-headed Households:	0		0		0			

Income Category:	Owner	Renter	Total	Person
Extremely Low	0	0	0	0
Low Mod	0	0	0	0
Moderate	0	0	0	0
Non Low Moderate	0	0	0	0
Total	0	0	0	0
Percent Low/Mod				

Annual Accomplishments

No data returned for this view. This might be because the applied filter excludes all data.

PGM Year: 2021
Project: 0002 - Preservation of LMI Housing
IDIS Activity: 722 - Mortgage Recording Donna English

Status: Completed 11/5/2021 12:00:00 AM
Location: 311 Virginia St Marietta, OH 45750-2869

Objective: Provide decent affordable housing
Outcome: Affordability
Matrix Code: Rehabilitation Administration (14H)
National Objective: LMH

Activity to prevent, prepare for, and respond to Coronavirus: No

Initial Funding Date: 11/02/2021

Description:

Mortgage recording for Emergency Repair Program.

Financing

	Fund Type	Grant Year	Grant	Funded Amount	Drawn In Program Year	Drawn Thru Program Year
CDBG	EN	2021	B21MC390018	$34.00	$34.00	$34.00
Total	**Total**			**$34.00**	**$34.00**	**$34.00**

Proposed Accomplishments

Actual Accomplishments

Number assisted:	Owner		Renter		Total		Person	
	Total	Hispanic	Total	Hispanic	Total	Hispanic	Total	Hispanic
White:	0	0	0	0	0	0		0
Black/African American:	0	0	0	0	0	0	0	0
Asian:	0	0	0	0	0	0	0	0
American Indian/Alaskan Native:	0	0	0	0	0	0	0	0
Native Hawaiian/Other Pacific Islander:	0	0	0	0	0	0	0	0
American Indian/Alaskan Native & White:	0	0	0	0	0	0	0	0
Asian White:	0	0	0	0	0	0	0	0
Black/African American & White:	0	0	0	0	0	0	0	0
American Indian/Alaskan Native & Black/African American:	0	0	0	0	0	0	0	0
Other multi-racial:	0	0	0	0	0	0	0	0
Asian/Pacific Islander:	0	0	0	0	0	0	0	0
Hispanic:	0	0	0	0	0	0	0	0
Total:	**0**	**0**	**0**	**0**	**0**	**0**	**0**	**0**
Female-headed Households:	0		0		0			

Income Category:	Owner	Renter	Total	Person
Extremely Low	0	0	0	0
Low Mod	0	0	0	0
Moderate	0	0	0	0
Non Low Moderate	0	0	0	0
Total	0	0	0	0
Percent Low/Mod				

Annual Accomplishments

No data returned for this view. This might be because the applied filter excludes all data.

PGM Year: 2021
Project: 0005 - Public Services
IDIS Activity: 723 - 2021 CABL

Status: Completed 1/3/2022 3:50:39 PM
Location: 698 Wayne St Marietta, OH 45750-3265

Objective: Create suitable living environments
Outcome: Availability/accessibility
Matrix Code: Transportation Services (05E)
National Objective: LMA

Activity to prevent, prepare for, and respond to Coronavirus: No

Initial Funding Date: 11/05/2021

Description:

Support transportation services offered by Washington County by contract with Washington-Morgan Community Action, specifically support for 2021 operations of the "C" (greenred) fixed service bus lines.

Financing

	Fund Type	Grant Year	Grant	Funded Amount	Drawn In Program Year	Drawn Thru Program Year
CDBG	EN	2021	B21MC390018	$40,000.00	$40,000.00	$40,000.00
Total	**Total**			**$40,000.00**	**$40,000.00**	**$40,000.00**

Proposed Accomplishments

People (General) : 41
Total Population in Service Area: 10,085
Census Tract Percent Low / Mod: 56.07

Annual Accomplishments

Years	Accomplishment Narrative	# Benefitting
2021	Public transportation service was supported in 2021 on two fixed routes with a 56.07% low-to-moderate income population. Public transportation was made available to 5,655 low-to-moderate income people residing within the census tract block groups comprising these routes (out of a total population of 10,085).	

PGM Year: 2021
Project: 0005 - Public Services
IDIS Activity: 724 - 2021-22 Winter Drop-In Center

Status: Open
Location: 312 Front St Marietta, OH 45750-2913

Objective: Create suitable living environments
Outcome: Availability/accessibility
Matrix Code: Operating Costs of Homeless/AIDS Patients Programs (03T)
National Objective: LMC

Activity to prevent, prepare for, and respond to Coronavirus: No

Initial Funding Date: 11/08/2021

Description:

Provide in-kind support (payment of reasonable facility rental contract) for a cold months public service oriented at assisting the homeless which provides benefit to a limited clientele of low to moderate income persons in the form of access to a warm daytime facility, meals, laundry resources, hygiene resources, and a point of connection to other available community homeless resources.

Financing

	Fund Type	Grant Year	Grant	Funded Amount	Drawn In Program Year	Drawn Thru Program Year
CDBG	EN	2021	B21MC390018	$10,000.00	$0.00	$0.00
Total	**Total**			**$10,000.00**	**$0.00**	**$0.00**

Proposed Accomplishments

People (General) : 10

Actual Accomplishments

Number assisted:	Owner		Renter		Total		Person	
	Total	Hispanic	Total	Hispanic	Total	Hispanic	Total	Hispanic
White:	0	0	0	0	0	0	42	0
Black/African American:	0	0	0	0	0	0	1	0
Asian:	0	0	0	0	0	0	0	0
American Indian/Alaskan Native:	0	0	0	0	0	0	0	0
Native Hawaiian/Other Pacific Islander:	0	0	0	0	0	0	0	0
American Indian/Alaskan Native & White:	0	0	0	0	0	0	0	0
Asian White:	0	0	0	0	0	0	0	0
Black/African American & White:	0	0	0	0	0	0	0	0
American Indian/Alaskan Native & Black/African American:	0	0	0	0	0	0	0	0
Other multi-racial:	0	0	0	0	0	0	1	1
Asian/Pacific Islander:	0	0	0	0	0	0	0	0
Hispanic:	0	0	0	0	0	0	0	0

Total:				**0**	**0**	**0**	**0**	**0**	**0**	**44**	**1**
Female-headed Households:				0		0		0			

Income Category:	**Owner**	**Renter**	**Total**	**Person**
Extremely Low	0	0	0	43
Low Mod	0	0	0	1
Moderate	0	0	0	0
Non Low Moderate	0	0	0	0
Total	0	0	0	44
Percent Low/Mod				100.0%

Annual Accomplishments

Years	**Accomplishment Narrative**	**# Benefitting**
2021	Between October 15, 2021 and December 31, 2021, the Washington County Homeless Project drop-in center assisted 44 individual persons. This group received services including (1) a safe, warm place to exist, (2) meals, (3) bathing facilities, and (4) laundry facilities. These services were available free of charge to any income-qualified person, with an emphasis on providing accessible help to the literally homeless (the demographic group most likely to need such services). The center was staffed by unpaid volunteers associated with the Washington County Homeless Project community nonprofit, and CDBG was committed by the City of Marietta to pay direct rent to the landlord for the facility in which to host these outreach services. The drop-in center will continue to operate through the end of the winter (April 15), so this accomplishment data only covers the accomplishments of the project through December 31.	

Total Funded Amount:	**$4,136,738.77**
Total Drawn Thru Program Year:	**$286,885.17**
Total Drawn In Program Year:	**$229,791.98**

IDIS

Plan Year	IDIS Project	Project Title and Description		Program	Project Estimate
2021	1	General Program Administration	General administration of the CDBG program, capped at 20% of annual allocation.	CDBG	$82,319.00
	2	Preservation of LMI Housing	The City of Marietta's housing program is structured to offer assistance to LMI-qualified owner-occupants seeking assistance with emergency repair or home painting (including lead paint testing and remediation) challenges.	CDBG	$116,000.00
	3	Public Infrastructure	The public infrastructure project will work toward the creation of more suitable living environments through LMA-based road, alley, sidewalk, curb or facilities improvement work, LMC-based ADA accessibility work (potentially citywide), and potential combinations thereof.	CDBG	$113,444.03
	4	Neighborhood Revitalization	Targeted improvements limited to LMA-qualified neighborhoods beyond the more general scope of the Infrastructure/Public Facilities project.	CDBG	$50,000.00
	5	Public Services	The Community Action Bus Line (CABL), which is a nonprofit-provided service that is provided on behalf of the nonprofit rather than the City of Marietta and which does not receive state or local funding from the City of Marietta to support its operations, can maintain its present service hours and leverage the allocated funding to access additional resources. $40,000 is to go to support of continued CABL service. Support for the Washington County Homeless Project's daytime drop-in center in winter 2021-2022 is another public service, and $10,000 is to go toward support of this service (toward payment of facility rent). The Washington County Homeless Project nonprofit organization has established winter month drop-in center programming. $10,000 in program funding is allocated to directly pay rent on the facility (space) used to host the service.	CDBG	$50,000.00
	6	Homeless Assistance	Provide support for nonprofit activities associated with providing warming facilities for homeless persons during winter months	CDBG	$10,000.00

IDIS

Plan Year	IDIS Project	Project Title and Description		Program	Commited Amount
2021	1	General Program Administration	General administration of the CDBG program, capped at 20% of annual allocation.	CDBG	$75,000.00
	2	Preservation of LMI Housing	The City of Marietta's housing program is structured to offer assistance to LMI-qualified owner-occupants seeking assistance with emergency repair or home painting (including lead paint testing and remediation) challenges.	CDBG	$19,125.00
	3	Public Infrastructure	The public infrastructure project will work toward the creation of more suitable living environments through LMA-based road, alley, sidewalk, curb or facilities improvement work, LMC-based ADA accessibility work (potentially citywide), and potential combinations thereof.	CDBG	$0.00
	4	Neighborhood Revitalization	Targeted improvements limited to LMA-qualified neighborhoods beyond the more general scope of the Infrastructure/Public Facilities project.	CDBG	$0.00
	5	Public Services	The Community Action Bus Line (CABL), which is a nonprofit-provided service that is provided on behalf of the nonprofit rather than the City of Marietta and which does not receive state or local funding from the City of Marietta to support its operations, can maintain its present service hours and leverage the allocated funding to access additional resources. $40,000 is to go to support of continued CABL service. Support for the Washington County Homeless Project's daytime drop-in center in winter 2021-2022 is another public service, and $10,000 is to go toward support of this service (toward payment of facility rent). The Washington County Homeless Project nonprofit organization has established winter month drop-in center programming. $10,000 in program funding is allocated to directly pay rent on the facility (space) used to host the service.	CDBG	$50,000.00
	6	Homeless Assistance	Provide support for nonprofit activities associated with providing warming facilities for homeless persons during winter months	CDBG	$0.00

IDIS

Plan Year	IDIS Project	Project Title and Description		Program	Amount Drawn Thru Report Year
2021	1	General Program Administration	General administration of the CDBG program, capped at 20% of annual allocation.	CDBG	$75,000.00
	2	Preservation of LMI Housing	The City of Marietta's housing program is structured to offer assistance to LMI-qualified owner-occupants seeking assistance with emergency repair or home painting (including lead paint testing and remediation) challenges.	CDBG	$19,125.00
	3	Public Infrastructure	The public infrastructure project will work toward the creation of more suitable living environments through LMA-based road, alley, sidewalk, curb or facilities improvement work, LMC-based ADA accessibility work (potentially citywide), and potential combinations thereof.	CDBG	$0.00
	4	Neighborhood Revitalization	Targeted improvements limited to LMA-qualified neighborhoods beyond the more general scope of the Infrastructure/Public Facilities project.	CDBG	$0.00
	5	Public Services	The Community Action Bus Line (CABL), which is a nonprofit-provided service that is provided on behalf of the nonprofit rather than the City of Marietta and which does not receive state or local funding from the City of Marietta to support its operations, can maintain its present service hours and leverage the allocated funding to access additional resources. $40,000 is to go to support of continued CABL service. Support for the Washington County Homeless Project's daytime drop-in center in winter 2021-2022 is another public service, and $10,000 is to go toward support of this service (toward payment of facility rent). The Washington County Homeless Project nonprofit organization has established winter month drop-in center programming. $10,000 in program funding is allocated to directly pay rent on the facility (space) used to host the service.	CDBG	$40,000.00
	6	Homeless Assistance	Provide support for nonprofit activities associated with providing warming facilities for homeless persons during winter months	CDBG	$0.00

IDIS

Plan Year	IDIS Project	Project Title and Description		Program	Amount Available to Draw
2021	1	General Program Administration	General administration of the CDBG program, capped at 20% of annual allocation.	CDBG	$0.00
	2	Preservation of LMI Housing	The City of Marietta's housing program is structured to offer assistance to LMI-qualified owner-occupants seeking assistance with emergency repair or home painting (including lead paint testing and remediation) challenges.	CDBG	$0.00
	3	Public Infrastructure	The public infrastructure project will work toward the creation of more suitable living environments through LMA-based road, alley, sidewalk, curb or facilities improvement work, LMC-based ADA accessibility work (potentially citywide), and potential combinations thereof.	CDBG	$0.00
	4	Neighborhood Revitalization	Targeted improvements limited to LMA-qualified neighborhoods beyond the more general scope of the Infrastructure/Public Facilities project.	CDBG	$0.00
	5	Public Services	The Community Action Bus Line (CABL), which is a nonprofit-provided service that is provided on behalf of the nonprofit rather than the City of Marietta and which does not receive state or local funding from the City of Marietta to support its operations, can maintain its present service hours and leverage the allocated funding to access additional resources. $40,000 is to go to support of continued CABL service. Support for the Washington County Homeless Project's daytime drop-in center in winter 2021-2022 is another public service, and $10,000 is to go toward support of this service (toward payment of facility rent). The Washington County Homeless Project nonprofit organization has established winter month drop-in center programming. $10,000 in program funding is allocated to directly pay rent on the facility (space) used to host the service.	CDBG	$10,000.00
	6	Homeless Assistance	Provide support for nonprofit activities associated with providing warming facilities for homeless persons during winter months	CDBG	$0.00

IDIS

Plan Year	IDIS Project	Project Title and Description		Program	Amount Drawn in Report Year
2021	1	General Program Administration	General administration of the CDBG program, capped at 20% of annual allocation.	CDBG	$75,000.00
	2	Preservation of LMI Housing	The City of Marietta's housing program is structured to offer assistance to LMI-qualified owner-occupants seeking assistance with emergency repair or home painting (including lead paint testing and remediation) challenges.	CDBG	$19,125.00
	3	Public Infrastructure	The public infrastructure project will work toward the creation of more suitable living environments through LMA-based road, alley, sidewalk, curb or facilities improvement work, LMC-based ADA accessibility work (potentially citywide), and potential combinations thereof.	CDBG	$0.00
	4	Neighborhood Revitalization	Targeted improvements limited to LMA-qualified neighborhoods beyond the more general scope of the Infrastructure/Public Facilities project.	CDBG	$0.00
	5	Public Services	The Community Action Bus Line (CABL), which is a nonprofit-provided service that is provided on behalf of the nonprofit rather than the City of Marietta and which does not receive state or local funding from the City of Marietta to support its operations, can maintain its present service hours and leverage the allocated funding to access additional resources. $40,000 is to go to support of continued CABL service. Support for the Washington County Homeless Project's daytime drop-in center in winter 2021-2022 is another public service, and $10,000 is to go toward support of this service (toward payment of facility rent). The Washington County Homeless Project nonprofit organization has established winter month drop-in center programming. $10,000 in program funding is allocated to directly pay rent on the facility (space) used to host the service.	CDBG	$40,000.00
	6	Homeless Assistance	Provide support for nonprofit activities associated with providing warming facilities for homeless persons during winter months	CDBG	$0.00

U.S. Department of Housing and Urban Development
Office of Community Planning and Development
Integrated Disbursement and Information System
CDBG Housing Activities
MARIETTA, OH

PGM YEAR	PROJ ID	IDIS ACT ID	ACTIVITY NAME	STATUS	MTX CD	NTL OBJ	Total EST. AMT	% CDBG	CDBG DRAWN AMOUNT	OCCUPIED TOTAL	UNITS L/M	% L/M	CUMULATIVE OCCUPIED OWNER	CUMULATIVE UNITS RENTER
2021	8344	714	311 Virginia Street	COM	14A	LMH	2,055.00	100.0	2,055.00	1	1	100.0	1	0
2021	8344	717	Home Repair Lead Inspection	COM	14I	LMH	37.00	0.0	37.00	0	0	0.0	0	0
2021	8344	718	535 Third Street	COM	14A	LMH	9,405.00	100.0	9,405.00	2	2	100.0	2	0
2021	8344	719	121 Miller Avenue	COM	14A	LMH	7,560.00	100.0	7,560.00	1	1	100.0	1	0
2021	8344	721	Mortgage Recording Cindy Williams	COM	14H	LMH	34.00	0.0	34.00	0	0	0.0	0	0
2021	8344	722	Mortgage Recording Donna English	COM	14H	LMH	34.00	0.0	34.00	0	0	0.0	0	0
		2021	TOTALS: BUDGETED/UNDERWAY				0.00	0.0	0.00	0	0	0.0	0	0
			COMPLETED				19,125.00	100.0	19,125.00	4	4	100.0	4	0
							19,125.00	100.0	19,125.00	4	4	100.0	4	0

PGM YEAR	PROJ ID	IDIS ACT ID	ACTIVITY NAME	STATUS	MTX CD	NTL OBJ	Total EST. AMT	% CDBG	CDBG DRAWN AMOUNT	OCCUPIED TOTAL	UNITS L/M	% L/M	CUMULATIVE OCCUPIED OWNER	CUMULATIVE UNITS RENTER
2020	2408	709	Housing Program Salaries	COM	14H	LMH	22,862.00	100.0	22,862.00	5	5	100.0	5	0
2020	2409	710	Housing Programs Benefits	COM	14H	LMH	12,894.00	100.0	12,894.00	5	5	100.0	5	0
2020	2983	700	HP Insurance	COM	14H	LMA	431.00	0.0	431.00	0	0	0.0	0	0
		2020	TOTALS: BUDGETED/UNDERWAY				0.00	0.0	0.00	0	0	0.0	0	0
			COMPLETED				36,187.00	100.0	36,187.00	10	10	100.0	10	0
							36,187.00	100.0	36,187.00	10	10	100.0	10	0

PGM YEAR	PROJ ID	IDIS ACT ID	ACTIVITY NAME	STATUS	MTX CD	NTL OBJ	Total EST. AMT	% CDBG	CDBG DRAWN AMOUNT	OCCUPIED TOTAL	UNITS L/M	% L/M	CUMULATIVE OCCUPIED OWNER	CUMULATIVE UNITS RENTER
2019	7438	657	H. P. Salaries	COM	14H	LMA	40,106.88	0.0	40,106.88	0	0	0.0	0	0

2019	7440	658	H. P. Admin Benefits	COM	14H	LMA	22,109.27	0.0	22,109.27	0	0	0.0	0	0
2019	7442	660	HP Office Equip and Facilities	COM	14H	LMA	750.00	0.0	750.00	0	0	0.0	0	0
2019	7443	661	HP Insurance	COM	14H	LMA	500.00	0.0	500.00	0	0	0.0	0	0
2019	7480	663	HP Misc. Contractual Services	COM	14H	LMA	1,000.00	0.0	1,000.00	0	0	0.0	0	0
2019	7481	664	Emergency Repair Program	COM	14A	LMH	32,914.81	100.0	32,914.81	4	4	100.0	4	0
2019	7483	666	HP Paint Marietta Program	COM	14A	LMH	35.00	0.0	35.00	0	0	0.0	0	0
2019	7484	667	HP Office Supplies	COM	14H	LMA	1,000.00	0.0	1,000.00	0	0	0.0	0	0
		2019	TOTALS: BUDGETED/UNDERWAY				0.00	0.0	0.00	0	0	0.0	0	0
			COMPLETED				98,415.96	100.0	98,415.96	4	4	100.0	4	0
							98,415.96	100.0	98,415.96	4	4	100.0	4	0

PGM YEAR	PROJ ID	IDIS ACT ID	ACTIVITY NAME	STATUS	MTX CD	NTL OBJ	Total EST. AMT	% CDBG	CDBG DRAWN AMOUNT	OCCUPIED TOTAL	UNITS L/M	% L/M	CUMULATIVE OCCUPIED OWNER	CUMULATIVE UNITS RENTER
2018	2805	636	HP Salaries	COM	14H	LMA	38,767.20	0.0	38,767.20	0	0	0.0	0	0
2018	2806	637	HP Personnel Benefits	COM	14H	LMH	16,095.80	100.0	16,095.80	8	8	100.0	8	0
2018	2812	639	HP Communications	COM	14H	LMA	1,000.00	0.0	1,000.00	0	0	0.0	0	0
2018	2814	640	HP Office Equipment & Facilities	COM	14H	LMA	1,000.00	0.0	1,000.00	0	0	0.0	0	0
2018	2815	641	HP Insurance	COM	14H	LMA	400.00	0.0	400.00	0	0	0.0	0	0
2018	2817	643	HP Contractual Services	COM	14H	LMA	1,000.00	0.0	1,000.00	0	0	0.0	0	0
2018	2819	644	Emergency Repair Program	COM	14A	LMH	29,948.72	100.0	29,948.72	7	7	100.0	7	0
2018	2824	646	Marietta Paint Program	COM	14A	LMH	10,919.86	100.0	10,919.86	1	1	100.0	1	0
2018	2825	647	HP Office Supplies	COM	14H	LMH	1,200.00	100.0	1,200.00	5	5	100.0	5	0
2018	2826	648	HP Other	COM	14H	LMH	1,837.00	100.0	1,837.00	4	4	100.0	4	0
		2018	TOTALS: BUDGETED/UNDERWAY				0.00	0.0	0.00	0	0	0.0	0	0
			COMPLETED				102,168.58	100.0	102,168.58	25	25	100.0	25	0
							102,168.58	100.0	102,168.58	25	25	100.0	25	0

PGM YEAR	PROJ ID	IDIS ACT ID	ACTIVITY NAME	STATUS	MTX CD	NTL OBJ	Total EST. AMT	% CDBG	CDBG DRAWN AMOUNT	OCCUPIED TOTAL	UNITS L/M	% L/M	CUMULATIVE OCCUPIED OWNER	CUMULATIVE UNITS RENTER
2017	1168	611	HP - Travel	COM	14H	LMA	780.29	0.0	780.29	0	0	0.0	0	0
2017	1169	612	HP - Communications	COM	14H	LMA	2,000.00	0.0	2,000.00	0	0	0.0	0	0
2017	1170	613	HP - Maintenance Equipment & Facilities	COM	14H	LMA	1,000.00	0.0	1,000.00	0	0	0.0	0	0
2017	1171	614	HP - Insurance	COM	14H	LMA	500.00	0.0	500.00	0	0	0.0	0	0
2017	1172	615	HP Advertising	COM	14H	LMA	817.58	0.0	817.58	0	0	0.0	0	0
2017	1173	616	HP - Misc. Contractual Services	COM	14H	LMA	1,000.00	0.0	1,000.00	0	0	0.0	0	0
2017	1174	617	HP - Office Supplies	COM	14H	LMA	1,000.00	0.0	1,000.00	0	0	0.0	0	0
2017	1175	618	HP - Other	COM	14H	LMA	496.16	0.0	496.16	0	0	0.0	0	0
2017	1176	610	Housing Programs - Benefits	COM	14H	LMA	19,095.80	0.0	19,095.80	0	0	0.0	0	0
2017	1178	626	Lead Paint Assessor	COM	14I	LMH	80.00	100.0	80.00	2	2	100.0	2	0
2017	6890	609	Housing Programs - Salaries	COM	14H	LMA	42,767.20	0.0	42,767.20	0	0	0.0	0	0
2017	7434	601	Mobile Home Repair 2017	COM	14A	LMH	7,402.00	100.0	7,402.00	2	2	100.0	2	0
2017	7444	598	Paint Marietta Program	COM	14A	LMH	9,755.55	100.0	9,755.55	3	3	100.0	3	0
2017	7444	627	Paint Program	COM	14A	LMH	24,000.00	100.0	24,000.00	3	3	100.0	3	0
2017	7445	603	Emergency Repair Program	COM	14A	LMH	26,598.00	100.0	26,598.00	9	9	100.0	9	0
2017	7449	619	Historical Markers / Preservation	COM	16A	LMH SP	5,000.00	100.0	5,000.00	2	1	50.0	2	0
		2017	TOTALS: BUDGETED/UNDERWAY				0.00	0.0	0.00	0	0	0.0	0	0
			COMPLETED				142,292.58	100.0	142,292.58	21	20	95.2	21	0
							142,292.58	100.0	142,292.58	21	20	95.2	21	0

PGM YEAR	PROJ ID	IDIS ACT ID	ACTIVITY NAME	STATUS	MTX CD	NTL OBJ	Total EST. AMT	% CDBG	CDBG DRAWN AMOUNT	OCCUPIED TOTAL	UNITS L/M	% L/M	CUMULATIVE OCCUPIED OWNER	CUMULATIVE UNITS RENTER
2016	3512	580	Housing Programs Misc. Administrative Costs	COM	14H	LMA	9,448.16	0.0	9,448.16	0	0	0.0	0	0

2016	3954	588	Salaries, Wages & Benefits	COM	14H	LMA	60,674.02	0.0	60,674.02	0	0	0.0	0	0
2016	3956	582	Emergency Repair Program	COM	14A	LMH	54,500.00	100.0	54,500.00	12	12	100.0	12	0
2016	3957	583	Paint Marietta Program	COM	14A	LMH	7,744.45	100.0	7,744.45	3	3	100.0	3	0
2016	9510	590	Mobile Home Repair	COM	14A	LMH	5,000.00	100.0	5,000.00	1	1	100.0	1	0
		2016	TOTALS: BUDGETED/UNDERWAY				0.00	0.0	0.00	0	0	0.0	0	0
			COMPLETED				137,366.63	100.0	137,366.63	16	16	100.0	16	0
							137,366.63	100.0	137,366.63	16	16	100.0	16	0

PGM YEAR	PROJ ID	IDIS ACT ID	ACTIVITY NAME	STATUS	MTX CD	NTL OBJ	Total EST. AMT	% CDBG	CDBG DRAWN AMOUNT	OCCUPIED TOTAL	UNITS L/M	% L/M	CUMULATIVE OCCUPIED OWNER	CUMULATIVE UNITS RENTER
2015	2598	577	Housing Program Implementation	COM	14H	LMH	61,519.45	100.0	61,519.45	11	11	100.0	11	0
2015	4125	564	Housing Programs Misc. Admin Costs	COM	14H	LMA	12,218.03	0.0	12,218.03	0	0	0.0	0	0
2015	5240	565	Emergency Repair Program	COM	14A	LMH	45,819.21	100.0	45,819.21	7	7	100.0	7	0
2015	5456	566	Paint Marietta Program	COM	14A	LMH	29,308.96	100.0	29,308.96	4	4	100.0	4	0
		2015	TOTALS: BUDGETED/UNDERWAY				0.00	0.0	0.00	0	0	0.0	0	0
			COMPLETED				148,865.65	100.0	148,865.65	22	22	100.0	22	0
							148,865.65	100.0	148,865.65	22	22	100.0	22	0

PGM YEAR	PROJ ID	IDIS ACT ID	ACTIVITY NAME	STATUS	MTX CD	NTL OBJ	Total EST. AMT	% CDBG	CDBG DRAWN AMOUNT	OCCUPIED TOTAL	UNITS L/M	% L/M	CUMULATIVE OCCUPIED OWNER	CUMULATIVE UNITS RENTER
2014	2637	547	Housing Programs Misc. Administrative Costs	COM	14H	LMA	9,118.22	0.0	9,118.22	0	0	0.0	0	0
2014	2642	554	Housing Program Implementation	COM	14H	LMH	47,076.33	100.0	47,076.33	8	8	100.0	8	0
2014	2654	550	Paint Program	COM	14A	LMH	16,417.54	100.0	16,417.54	5	5	100.0	5	0
2014	2662	548	Emergency Repair Program	COM	14A	LMH	17,950.00	100.0	17,950.00	3	3	100.0	3	0

2014	TOTALS: BUDGETED/UNDERWAY		0.00	0.0	0.00	0	0	0.0	0	0
	COMPLETED		90,562.09	100.0	90,562.09	16	16	100.0	16	0
			90,562.09	100.0	90,562.09	16	16	100.0	16	0

PGM YEAR	PROJ ID	IDIS ACT ID	ACTIVITY NAME	STATUS	MTX CD	NTL OBJ	Total EST. AMT	% CDBG	CDBG DRAWN AMOUNT	OCCUPIED TOTAL	UNITS L/M	% L/M	CUMULATIVE OCCUPIED OWNER	CUMULATIVE UNITS RENTER
2013	0047	538	Housing Program Implementation	COM	14H	LMH	49,146.42	100.0	49,146.42	4	4	100.0	4	0
2013	0048	535	Housing Administrative Costs	COM	14H	LMA	6,546.95	0.0	6,546.95	0	0	0.0	0	0
2013	9874	539	Emergency Repair Program	COM	14A	LMH	7,270.00	100.0	7,270.00	2	2	100.0	2	0
2013	9875	540	Marietta Paint Program	COM	14A	LMH	1,213.50	100.0	1,213.50	2	2	100.0	2	0
2013	TOTALS: BUDGETED/UNDERWAY						0.00	0.0	0.00	0	0	0.0	0	0
	COMPLETED						64,176.87	100.0	64,176.87	8	8	100.0	8	0
							64,176.87	100.0	64,176.87	8	8	100.0	8	0

PGM YEAR	PROJ ID	IDIS ACT ID	ACTIVITY NAME	STATUS	MTX CD	NTL OBJ	Total EST. AMT	% CDBG	CDBG DRAWN AMOUNT	OCCUPIED TOTAL	UNITS L/M	% L/M	CUMULATIVE OCCUPIED OWNER	CUMULATIVE UNITS RENTER
2012	3598	510	Other	COM	14H	LMH	823.84	100.0	823.84	11	11	100.0	11	0
2012	3598	519	Housing Program Implementation	COM	14H	LMH	112,385.13	100.0	112,385.13	2	2	100.0	2	0
2012	3598	521	Emergency Repair Program	COM	14A	LMH	7,955.00	100.0	7,955.00	2	2	100.0	2	0
2012	3598	522	Insurance & Bonding	COM	14H	LMA	248.00	0.0	248.00	0	0	0.0	0	0
2012	3598	523	Paint Marietta Program	COM	14A	LMH	40.33	100.0	40.33	1	1	100.0	1	0
2012	3598	524	Office Supplies	COM	14H	LMH	884.47	100.0	884.47	2	2	100.0	2	0
2012	TOTALS: BUDGETED/UNDERWAY						0.00	0.0	0.00	0	0	0.0	0	0
	COMPLETED						122,336.77	100.0	122,336.77	18	18	100.0	18	0
							122,336.77	100.0	122,336.77	18	18	100.0	18	0

PGM YEAR	PROJ ID	IDIS ACT ID	ACTIVITY NAME	STATUS	MTX CD	NTL OBJ	Total EST. AMT	% CDBG	CDBG DRAWN AMOUNT	OCCUPIED TOTAL	UNITS L/M	% L/M	CUMULATIVE OCCUPIED OWNER	CUMULATIVE UNITS RENTER
2011	8190	507	Lead Paint Assessment	COM	14I	LMH	100.00	100.0	100.00	2	2	100.0	2	0
2011	8190	541	Lead Paint Assessment	COM	14I	LMH	60.00	100.0	60.00	2	2	100.0	2	0
2011	8461	497	Housing Program Implementation	COM	14H	LMA	86,167.93	0.0	86,167.93	0	0	0.0	0	0
2011	8461	498	Emergency Repair Program	COM	14A	LMH	7,000.00	100.0	7,000.00	2	2	100.0	2	0
2011	8461	499	Insurance & Bonding	COM	14H	LMA	243.00	0.0	243.00	0	0	0.0	0	0
2011	8461	500	Paint Program	COM	14A	LMH	1,074.90	100.0	1,074.90	2	2	100.0	2	0
2011	8461	502	Office Supplies	COM	14H	LMH	463.30	100.0	463.30	2	2	100.0	2	0
2011	8461	503	Other	COM	14H	LMH	1,500.00	100.0	1,500.00	2	2	100.0	2	0
		2011	TOTALS: BUDGETED/UNDERWAY				0.00	0.0	0.00	0	0	0.0	0	0
			COMPLETED				96,609.13	100.0	96,609.13	12	12	100.0	12	0
							96,609.13	100.0	96,609.13	12	12	100.0	12	0

PGM YEAR	PROJ ID	IDIS ACT ID	ACTIVITY NAME	STATUS	MTX CD	NTL OBJ	Total EST. AMT	% CDBG	CDBG DRAWN AMOUNT	OCCUPIED TOTAL	UNITS L/M	% L/M	CUMULATIVE OCCUPIED OWNER	CUMULATIVE UNITS RENTER
2010	0760	448	Salaries / Wages & Benefits	COM	14H	LMH	69,922.07	100.0	69,922.07	4	4	100.0	4	0
2010	0762	469	Emergency Repair Program	COM	14A	LMH	9,325.00	100.0	9,325.00	4	4	100.0	4	0
2010	0767	458	Housing Program / Other	COM	14H	LMH	1,344.88	100.0	1,344.88	4	4	100.0	4	0
2010	0767	476	Insurance & Bonding	COM	14H	LMA	243.00	0.0	243.00	0	0	0.0	0	0
2010	0767	477	Office Supplies	COM	14H	LMA	406.58	0.0	406.58	0	0	0.0	0	0
2010	0768	471	Paint Program	COM	14A	LMH	1,758.07	100.0	1,758.07	4	4	100.0	4	0
2010	2946	482	Lead Paint Assessment	COM	14I	LMH	120.00	100.0	120.00	4	4	100.0	4	0
		2010	TOTALS: BUDGETED/UNDERWAY				0.00	0.0	0.00	0	0	0.0	0	0
			COMPLETED				83,119.60	100.0	83,119.60	20	20	100.0	20	0

						83,119.60	100.0	83,119.60	20	20	100.0	20	0

PGM YEAR	PROJ ID	IDIS ACT ID	ACTIVITY NAME	STATUS	MTX CD	NTL OBJ	Total EST. AMT	% CDBG	CDBG DRAWN AMOUNT	OCCUPIED TOTAL	UNITS L/M	% L/M	CUMULATIVE OCCUPIED OWNER	CUMULATIVE UNITS RENTER
2009	0008	423	EMERGENCY REPAIR PROGRAM	COM	14A	LMH	5,898.00	100.0	5,898.00	2	2	100.0	2	0
2009	0008	427	PAINT MARIETTA PROGRAM	COM	14A	LMH	3,347.65	100.0	3,347.65	8	8	100.0	8	0
2009	0009	417	HOUSING PROGRAM SALARIES & WAGES	COM	14H	LMA	43,408.36	0.0	43,408.36	0	0	0.0	0	0
2009	0009	418	HOUSING PROGRAM PERSONNEL BENEFITS	COM	14H	LMA	26,949.27	0.0	26,949.27	0	0	0.0	0	0
2009	0009	421	HOUSING PROGRAM / OTHER ADMIN COSTS	COM	14H	LMH	790.98	100.0	790.98	10	10	100.0	10	0
			2009 TOTALS: BUDGETED/UNDERWAY				0.00	0.0	0.00	0	0	0.0	0	0
			COMPLETED				80,394.26	100.0	80,394.26	20	20	100.0	20	0
							80,394.26	100.0	80,394.26	20	20	100.0	20	0

PGM YEAR	PROJ ID	IDIS ACT ID	ACTIVITY NAME	STATUS	MTX CD	NTL OBJ	Total EST. AMT	% CDBG	CDBG DRAWN AMOUNT	OCCUPIED TOTAL	UNITS L/M	% L/M	CUMULATIVE OCCUPIED OWNER	CUMULATIVE UNITS RENTER
2008	0002	375	EMERGENCY REPAIR PROGRAM	COM	14A	LMH	4,400.00	100.0	4,400.00	2	2	100.0	2	0
2008	0002	381	HOUSING PROGRAMS OTHER	COM	14H	LMH	1,117.53	0.0	1,117.53	0	0	0.0	0	0
2008	0002	382	MISC. CONTRACTUAL SERVICES	COM	14H	LMH	243.86	0.0	243.86	0	0	0.0	0	0
2008	0002	383	OFFICE SUPPLIES	COM	14H	LMH	2,205.35	0.0	2,205.35	0	0	0.0	0	0
2008	0002	390	PAINT MARIETTA	COM	14A	LMH	555.03	100.0	555.03	1	1	100.0	1	0
2008	0002	394	HOUSING PROGRAM SALARIES AND WAGES	COM	14H	LMH	42,048.38	100.0	42,048.38	3	3	100.0	3	0
2008	0002	398	INSURANCE & BONDING	COM	14H	LMA	729.00	0.0	729.00	0	0	0.0	0	0
2008	0002	400	CHIP ADMIN FEES	COM	14H	LMH	515,299.00	3.0	15,299.00	5	5	100.0	5	0
2008	0003	378	BENEFITS	COM	14H	LMH	23,949.24	100.0	23,949.24	1	1	100.0	1	0
			2008 TOTALS: BUDGETED/UNDERWAY				0.00	0.0	0.00	0	0	0.0	0	0
			COMPLETED				590,547.39	15.3	90,547.39	12	12	100.0	12	0

						590,547.39	15.3	90,547.39	12	12	100.0	12	0

PGM YEAR	PROJ ID	IDIS ACT ID	ACTIVITY NAME	STATUS	MTX CD	NTL OBJ	Total EST. AMT	% CDBG	CDBG DRAWN AMOUNT	OCCUPIED TOTAL	UNITS L/M	% L/M	CUMULATIVE OCCUPIED OWNER	CUMULATIVE UNITS RENTER
2007	0002	323	HOUSING SUPPLIES AND MATERIALS	COM	14H	LMH	1,455.20	100.0	1,455.20	5	5	100.0	5	0
2007	0002	325	BENEFITS	COM	14H	LMH	29,211.15	100.0	29,211.15	3	3	100.0	3	0
2007	0002	340	CHIP ADMIN FEES	COM	14H	LMH	522,500.00	4.3	22,500.00	5	5	100.0	5	0
2007	0002	341	EMERGENCY REPAIR PROGRAM	COM	14A	LMH	12,065.00	100.0	12,065.00	5	5	100.0	5	0
2007	0002	344	INSURANCE AND BONDING	COM	14H	LMA	782.85	0.0	782.85	0	0	0.0	0	0
2007	0002	346	PAINT MARIETTA PROGRAM	COM	14A	LMH	2,729.62	100.0	2,729.62	4	4	100.0	4	0
			2007 TOTALS: BUDGETED/UNDERWAY				0.00	0.0	0.00	0	0	0.0	0	0
			COMPLETED				568,743.82	12.0	68,743.82	22	22	100.0	22	0
							568,743.82	12.0	68,743.82	22	22	100.0	22	0

PGM YEAR	PROJ ID	IDIS ACT ID	ACTIVITY NAME	STATUS	MTX CD	NTL OBJ	Total EST. AMT	% CDBG	CDBG DRAWN AMOUNT	OCCUPIED TOTAL	UNITS L/M	% L/M	CUMULATIVE OCCUPIED OWNER	CUMULATIVE UNITS RENTER
2006	0010	298	HOUSING PROGRAM SUPPLIES AND MATERIALS	COM	14H	LMH	1,664.01	100.0	1,664.01	8	8	100.0	8	0
2006	0010	304	EMERGENCY REPAIR PROGRAM	COM	14A	LMH	29,793.00	100.0	29,793.00	7	7	100.0	7	0
2006	0010	308	INSURANCE AND BONDING	COM	14H	LMA	782.84	0.0	782.84	0	0	0.0	0	0
2006	0010	309	MISCELLANEOUS CONTRACTUAL SERVICES	COM	14H	LMA	2,661.67	0.0	2,661.67	0	0	0.0	0	0
2006	0010	312	SIDEWALK REPAIR PROGRAM	COM	14A	LMH	1,250.00	100.0	1,250.00	1	1	100.0	1	0
2006	0012	313	LEAD PAINT INSPECTIONS	COM	14I	LMH	2,500.00	100.0	2,500.00	1	1	100.0	1	0
			2006 TOTALS: BUDGETED/UNDERWAY				0.00	0.0	0.00	0	0	0.0	0	0
			COMPLETED				38,651.52	100.0	38,651.52	17	17	100.0	17	0
							38,651.52	100.0	38,651.52	17	17	100.0	17	0

PGM YEAR	PROJ ID	IDIS ACT ID	ACTIVITY NAME	STATUS	MTX CD	NTL OBJ	Total EST. AMT	% CDBG	CDBG DRAWN AMOUNT	OCCUPIED TOTAL	UNITS L/M	% L/M	CUMULATIVE OCCUPIED OWNER	CUMULATIVE UNITS RENTER
2005	0005	251	SIDEWALK IMPROVEMENT - NORWOOD	COM	14A	LMH	3,349.44	100.0	3,349.44	3	3	100.0	3	0
2005	0007	253	PROGRAM IMPLEMENTATION - SALARY COSTS	COM	14H	LMA	14,082.68	0.0	14,082.68	0	0	0.0	0	0
2005	0007	254	PAINT MARIETTA PROGRAM	COM	14A	LMH	7,733.66	100.0	7,733.66	17	17	100.0	0	17
2005	0007	255	EMERGENCY REPAIR PROGRAM	COM	14A	LMH	59,579.54	100.0	59,579.54	15	15	100.0	15	0
2005	0007	259	HOUSING COSTS - LEGAL ADS/PROF FEES	COM	14H	LMH	1,910.90	100.0	1,910.90	13	13	100.0	13	0
2005	0007	262	HOUSING REHAB WORKSHOP - BUILDING DOCTOR	COM	16A	LMH	325.00	100.0	325.00	12	12	100.0	12	0
2005	0007	263	LEAD PAINT PROGRAM & SUPPLIES	COM	14A	LMH	118.64	100.0	118.64	23	23	100.0	23	0
2005	0007	277	CHIP PROGRAM IMPLEMENTATION	COM	14H	LMH	45,000.00	100.0	45,000.00	19	19	100.0	19	0
		2005	TOTALS: BUDGETED/UNDERWAY				0.00	0.0	0.00	0	0	0.0	0	0
			COMPLETED				132,099.86	100.0	132,099.86	102	102	100.0	85	17
							132,099.86	100.0	132,099.86	102	102	100.0	85	17

PGM YEAR	PROJ ID	IDIS ACT ID	ACTIVITY NAME	STATUS	MTX CD	NTL OBJ	Total EST. AMT	% CDBG	CDBG DRAWN AMOUNT	OCCUPIED TOTAL	UNITS L/M	% L/M	CUMULATIVE OCCUPIED OWNER	CUMULATIVE UNITS RENTER
2004	0008	226	PAINT PROGRAM	COM	14A	LMH	8,203.06	100.0	8,203.06	30	30	100.0	0	30
2004	0008	227	EMERGENCY REPAIR	COM	14A	LMH	55,340.00	100.0	55,340.00	16	16	100.0	0	16
		2004	TOTALS: BUDGETED/UNDERWAY				0.00	0.0	0.00	0	0	0.0	0	0
			COMPLETED				63,543.06	100.0	63,543.06	46	46	100.0	0	46
							63,543.06	100.0	63,543.06	46	46	100.0	0	46

PGM YEAR	PROJ ID	IDIS ACT ID	ACTIVITY NAME	STATUS	MTX CD	NTL OBJ	Total EST. AMT	% CDBG	CDBG DRAWN AMOUNT	OCCUPIED TOTAL	UNITS L/M	% L/M	CUMULATIVE OCCUPIED OWNER	CUMULATIVE UNITS RENTER

2003	0008	178	MARIETTA PAINT	COM	14A	LMH	3,786.46	100.0	3,786.46	7	5	71.4	0	7
2003	0008	179	EMERGENCY REPAIR PROGRAM	COM	14A	LMH	32,578.21	100.0	32,578.21	13	13	100.0	0	13
2003	0008	180	SLUM AND BLIGHT	COM	14A	SBA	15,650.00	0.0	15,650.00	0	0	0.0	0	0
2003	0008	196	C.H.I.P.	COM	14H	LMC	9,450.00	100.0	9,450.00	10	10	100.0	0	10
			2003 TOTALS: BUDGETED/UNDERWAY				0.00	0.0	0.00	0	0	0.0	0	0
			COMPLETED				61,464.67	100.0	61,464.67	30	28	93.3	0	30
							61,464.67	100.0	61,464.67	30	28	93.3	0	30

PGM YEAR	PROJ ID	IDIS ACT ID	ACTIVITY NAME	STATUS	MTX CD	NTL OBJ	Total EST. AMT	% CDBG	CDBG DRAWN AMOUNT	OCCUPIED TOTAL	UNITS L/M	% L/M	CUMULATIVE OCCUPIED OWNER	CUMULATIVE UNITS RENTER
2002	0053	138	REHABILITATION	COM	14A	LMH	65,512.60	100.0	65,512.60	50	50	100.0	0	50
			2002 TOTALS: BUDGETED/UNDERWAY				0.00	0.0	0.00	0	0	0.0	0	0
			COMPLETED				65,512.60	100.0	65,512.60	50	50	100.0	0	50
							65,512.60	100.0	65,512.60	50	50	100.0	0	50

PGM YEAR	PROJ ID	IDIS ACT ID	ACTIVITY NAME	STATUS	MTX CD	NTL OBJ	Total EST. AMT	% CDBG	CDBG DRAWN AMOUNT	OCCUPIED TOTAL	UNITS L/M	% L/M	CUMULATIVE OCCUPIED OWNER	CUMULATIVE UNITS RENTER
2001	0004	126	REHABILITATION	COM	14A	LMH	106,192.48	100.0	106,192.48	29	29	100.0	0	29
			2001 TOTALS: BUDGETED/UNDERWAY				0.00	0.0	0.00	0	0	0.0	0	0
			COMPLETED				106,192.48	100.0	106,192.48	29	29	100.0	0	29
							106,192.48	100.0	106,192.48	29	29	100.0	0	29

PGM YEAR	PROJ ID	IDIS ACT ID	ACTIVITY NAME	STATUS	MTX CD	NTL OBJ	Total EST. AMT	% CDBG	CDBG DRAWN AMOUNT	OCCUPIED TOTAL	UNITS L/M	% L/M	CUMULATIVE OCCUPIED OWNER	CUMULATIVE UNITS RENTER

2000	0005	115	REHABILITATION	COM	14A	LMH	31,780.00	100.0	31,780.00	50	40	80.0	0	50
2000	0009	119	CHIP	COM	14H	LMH	31,000.00	100.0	31,000.00	37	37	100.0	0	37
		2000	TOTALS: BUDGETED/UNDERWAY				0.00	0.0	0.00	0	0	0.0	0	0
			COMPLETED				62,780.00	100.0	62,780.00	87	77	88.5	0	87
							62,780.00	100.0	62,780.00	87	77	88.5	0	87

PGM YEAR	PROJ ID	IDIS ACT ID	ACTIVITY NAME	STATUS	MTX CD	NTL OBJ	Total EST. AMT	% CDBG	CDBG DRAWN AMOUNT	OCCUPIED TOTAL	UNITS L/M	% L/M	CUMULATIVE OCCUPIED OWNER	CUMULATIVE UNITS RENTER
1999	0006	103	REHAB IMPLEMENTATION	COM	14H	LMH	20,000.00	100.0	20,000.00	10	10	100.0	0	10
		1999	TOTALS: BUDGETED/UNDERWAY				0.00	0.0	0.00	0	0	0.0	0	0
			COMPLETED				20,000.00	100.0	20,000.00	10	10	100.0	0	10
							20,000.00	100.0	20,000.00	10	10	100.0	0	10

PGM YEAR	PROJ ID	IDIS ACT ID	ACTIVITY NAME	STATUS	MTX CD	NTL OBJ	Total EST. AMT	% CDBG	CDBG DRAWN AMOUNT	OCCUPIED TOTAL	UNITS L/M	% L/M	CUMULATIVE OCCUPIED OWNER	CUMULATIVE UNITS RENTER
1998	0007	67	REHABILITATION-LEAD BASED PAINT CLEANING	COM	14A	LMA	0.00	0.0	0.00	0	0	0.0	0	0
1998	0008	68	EXTERIOR PAINT	COM	14A	LMA	0.00	0.0	0.00	0	0	0.0	0	0
		1998	TOTALS: BUDGETED/UNDERWAY				0.00	0.0	0.00	0	0	0.0	0	0
			COMPLETED				0.00	0.0	0.00	0	0	0.0	0	0
							0.00	0.0	0.00	0	0	0.0	0	0

PGM YEAR	PROJ ID	IDIS ACT ID	ACTIVITY NAME	STATUS	MTX CD	NTL OBJ	Total EST. AMT	% CDBG	CDBG DRAWN AMOUNT	OCCUPIED TOTAL	UNITS L/M	% L/M	CUMULATIVE OCCUPIED OWNER	CUMULATIVE UNITS RENTER
1994	0002	38	Unknown	COM	14A	LMH	0.00		0.00	23	13	56.5	0	23

1994	TOTALS: BUDGETED/UNDERWAY	0.00	0.0	0.00	0	0	0.0	0	0
	COMPLETED	0.00	0.0	0.00	23	13	56.5	0	23
		0.00	0.0	0.00	23	13	56.5	0	23

MARIETTA

Count of CDBG Activities with Disbursements by Activity Group & Matrix Code

Activity Group	Activity Category	Open Count	Open Activities Disbursed	Completed Count	Completed Activities Disbursed	Program Year Count	Total Activities Disbursed
Housing	Rehab; Single-Unit Residential (14A)	0	$0.00	6	$28,025.23	6	$28,025.23
	Rehabilitation Administration (14H)	0	$0.00	6	$18,636.98	6	$18,636.98
	Lead-Based/Lead Hazard Test/Abate (14I)	0	$0.00	1	$37.00	1	$37.00
	Total Housing	**0**	**$0.00**	**13**	**$46,699.21**	**13**	**$46,699.21**
Public Facilities and Improvements	Non-Residential Historic Preservation (16B)	0	$0.00	1	$10,000.00	1	$10,000.00
	Total Public Facilities and Improvements	**0**	**$0.00**	**1**	**$10,000.00**	**1**	**$10,000.00**
Public Services	Operating Costs of Homeless/AIDS Patients Programs (03T)	1	$0.00	0	$0.00	1	$0.00
	Transportation Services (05E)	0	$0.00	2	$40,000.00	2	$40,000.00
	Subsistence Payment (05Q)	2	$49,965.17	0	$0.00	2	$49,965.17
	Food Banks (05W)	1	$7,760.29	0	$0.00	1	$7,760.29
	Other Public Services Not Listed in 05A-05Y, 03T (05Z)	0	$0.00	1	$0.00	1	$0.00
	Total Public Services	**4**	**$57,725.46**	**3**	**$40,000.00**	**7**	**$97,725.46**
General Administration and Planning	General Program Administration (21A)	2	$0.00	5	$75,367.31	7	$75,367.31
	Fair Housing Activities (subject to 20% Admin Cap) (21D)	0	$0.00	1	$0.00	1	$0.00
	Total General Administration and Planning	**2**	**$0.00**	**6**	**$75,367.31**	**8**	**$75,367.31**
Grand Total		**6**	**$57,725.46**	**23**	**$172,066.52**	**29**	**$229,791.98**

MARIETTA

CDBG Sum of Actual Accomplishments by Activity Group and Accomplishment Type

Activity Group	Matrix Code	Accomplishment Type	Open Count	Completed Count	Program Year Totals
Housing	Rehab; Single-Unit Residential (14A)	Housing Units	0	9	9
	Rehabilitation Administration (14H)	Housing Units	0	20,590	20,590
	Lead-Based/Lead Hazard Test/Abate (14I)	Housing Units	0	0	0
	Total Housing		**0**	**20,599**	**20,599**
Public Facilities and Improvements	Non-Residential Historic Preservation (16B)	Organizations	0	2,220	2,220
	Total Public Facilities and Improvements		**0**	**2,220**	**2,220**
Public Services	Operating Costs of Homeless/AIDS Patients Programs (03T)	Persons	44	0	44
	Transportation Services (05E)	Persons	0	19,460	19,460
	Subsistence Payment (05Q)	Persons	0	0	0
	Food Banks (05W)	Persons	794	0	794
	Other Public Services Not Listed in 05A-05Y, 03T (05Z)	Persons	0	1,715	1,715
	Total Public Services		**838**	**21,175**	**22,013**
Grand Total			**838**	**43,994**	**44,832**

MARIETTA

CDBG Beneficiaries by Racial / Ethnic Category

Housing-Non Housing	Race	Total Persons	Total Hispanic Persons	Total Households	Total Hispanic Households
Housing	White	0	0	19	0
	Total Housing	**0**	**0**	**19**	**0**
Non Housing	White	42	0	0	0
		762	0	0	0
	Black/African American	1	0	0	0
		8	0	0	0
	Other multi-racial	1	1	0	0
		24	24	0	0
	Total Non Housing	**838**	**25**	**0**	**0**
Grand Total	White	42	0	19	0
		762	0	0	0
	Black/African American	1	0	0	0
		8	0	0	0
	Other multi-racial	1	1	0	0
		24	24	0	0
	Total Grand Total	**838**	**25**	**19**	**0**

MARIETTA

CDBG Beneficiaries by Income Category

	Income Levels	Owner Occupied	Renter Occupied	Persons
Housing	Extremely Low (<=30%)	2	0	0
	Low (>30% and <=50%)	2	0	0
	Mod (>50% and <=80%)	0	0	0
	Total Low-Mod	4	0	0
	Non Low-Mod (>80%)	0	0	0
	Total Beneficiaries	4	0	0
Non Housing	Extremely Low (<=30%)	0	0	43
		0	0	0
	Low (>30% and <=50%)	0	0	1
		0	0	0
	Mod (>50% and <=80%)	0	0	0
		0	0	775
	Total Low-Mod	0	0	44
		0	0	775
	Non Low-Mod (>80%)	0	0	0
		0	0	19
	Total Beneficiaries	0	0	44
		0	0	794

PART I: SUMMARY OF CDBG RESOURCES	
01 UNEXPENDED CDBG FUNDS AT END OF PREVIOUS PROGRAM YEAR	290,463.58
02 ENTITLEMENT GRANT	411,593.00
03 SURPLUS URBAN RENEWAL	0.00
04 SECTION 108 GUARANTEED LOAN FUNDS	0.00
05 CURRENT YEAR PROGRAM INCOME	0.00
05a CURRENT YEAR SECTION 108 PROGRAM INCOME (FOR SI TYPE)	0.00
06 FUNDS RETURNED TO THE LINE-OF-CREDIT	0.00
06a FUNDS RETURNED TO THE LOCAL CDBG ACCOUNT	0.00
07 ADJUSTMENT TO COMPUTE TOTAL AVAILABLE	0.00
08 TOTAL AVAILABLE (SUM, LINES 01-07)	702,056.58
PART II: SUMMARY OF CDBG EXPENDITURES	
09 DISBURSEMENTS OTHER THAN SECTION 108 REPAYMENTS AND PLANNING/ADMINISTRATION	96,699.21
10 ADJUSTMENT TO COMPUTE TOTAL AMOUNT SUBJECT TO LOW/MOD BENEFIT	0.00
11 AMOUNT SUBJECT TO LOW/MOD BENEFIT (LINE 09 + LINE 10)	96,699.21
12 DISBURSED IN IDIS FOR PLANNING/ADMINISTRATION	75,367.31
13 DISBURSED IN IDIS FOR SECTION 108 REPAYMENTS	0.00
14 ADJUSTMENT TO COMPUTE TOTAL EXPENDITURES	0.00
15 TOTAL EXPENDITURES (SUM, LINES 11-14)	172,066.52
16 UNEXPENDED BALANCE (LINE 08 - LINE 15)	529,990.06
PART III: LOWMOD BENEFIT THIS REPORTING PERIOD	
17 EXPENDED FOR LOW/MOD HOUSING IN SPECIAL AREAS	0.00
18 EXPENDED FOR LOW/MOD MULTI-UNIT HOUSING	0.00
19 DISBURSED FOR OTHER LOW/MOD ACTIVITIES	79,663.21
20 ADJUSTMENT TO COMPUTE TOTAL LOW/MOD CREDIT	17,036.00
21 TOTAL LOW/MOD CREDIT (SUM, LINES 17-20)	96,699.21
22 PERCENT LOW/MOD CREDIT (LINE 21/LINE 11)	100.00%
LOW/MOD BENEFIT FOR MULTI-YEAR CERTIFICATIONS	
23 PROGRAM YEARS(PY) COVERED IN CERTIFICATION	PY: 2021 PY: 2022 PY: 2023
24 CUMULATIVE NET EXPENDITURES SUBJECT TO LOW/MOD BENEFIT CALCULATION	96,699.21
25 CUMULATIVE EXPENDITURES BENEFITING LOW/MOD PERSONS	96,699.21
26 PERCENT BENEFIT TO LOW/MOD PERSONS (LINE 25/LINE 24)	100.00%
PART IV: PUBLIC SERVICE (PS) CAP CALCULATIONS	
27 DISBURSED IN IDIS FOR PUBLIC SERVICES	40,000.00
28 PS UNLIQUIDATED OBLIGATIONS AT END OF CURRENT PROGRAM YEAR	10,000.00
29 PS UNLIQUIDATED OBLIGATIONS AT END OF PREVIOUS PROGRAM YEAR	0.00
30 ADJUSTMENT TO COMPUTE TOTAL PS OBLIGATIONS	0.00
31 TOTAL PS OBLIGATIONS (LINE 27 + LINE 28 - LINE 29 + LINE 30)	50,000.00
32 ENTITLEMENT GRANT	411,593.00
33 PRIOR YEAR PROGRAM INCOME	1,740.64
34 ADJUSTMENT TO COMPUTE TOTAL SUBJECT TO PS CAP	0.00
35 TOTAL SUBJECT TO PS CAP (SUM, LINES 32-34)	413,333.64
36 PERCENT FUNDS OBLIGATED FOR PS ACTIVITIES (LINE 31/LINE 35)	12.10%
PART V: PLANNING AND ADMINISTRATION (PA) CAP	
37 DISBURSED IN IDIS FOR PLANNING/ADMINISTRATION	75,367.31
38 PA UNLIQUIDATED OBLIGATIONS AT END OF CURRENT PROGRAM YEAR	0.00
39 PA UNLIQUIDATED OBLIGATIONS AT END OF PREVIOUS PROGRAM YEAR	0.00
40 ADJUSTMENT TO COMPUTE TOTAL PA OBLIGATIONS	0.00
41 TOTAL PA OBLIGATIONS (LINE 37 + LINE 38 - LINE 39 +LINE 40)	75,367.31
42 ENTITLEMENT GRANT	411,593.00
43 CURRENT YEAR PROGRAM INCOME	0.00
44 ADJUSTMENT TO COMPUTE TOTAL SUBJECT TO PA CAP	0.00
45 TOTAL SUBJECT TO PA CAP (SUM, LINES 42-44)	411,593.00
46 PERCENT FUNDS OBLIGATED FOR PA ACTIVITIES (LINE 41/LINE 45)	18.31%

LINE 17 DETAIL: ACTIVITIES TO CONSIDER IN DETERMINING THE AMOUNT TO ENTER ON LINE 17

Plan Year	IDIS Project	IDIS Activity	Voucher Number	Activity Name	Matrix Code	National Objective	Target Area Type	Drawn Amount
2021	2	718	6560043	535 Third Street	14A	LMH	Strategy area	$9,405.00
2021	2	719	6556156	121 Miller Avenue	14A	LMH	Strategy area	$7,560.00
					14A	**Matrix Code**		**$16,965.00**
2021	2	721	6561614	Mortgage Recording Cindy Williams	14H	LMH	Strategy area	$34.00
					14H	**Matrix Code**		**$34.00**
2021	2	717	6557825	Home Repair Lead Inspection	14I	LMH	Strategy area	$37.00
					14I	**Matrix Code**		**$37.00**
Total								**$17,036.00**

LINE 18 DETAIL: ACTIVITIES TO CONSIDER IN DETERMINING THE AMOUNT TO ENTER ON LINE 18

Report returned no data.

LINE 19 DETAIL: ACTIVITIES INCLUDED IN THE COMPUTATION OF LINE 19

Plan Year	IDIS Project	IDIS Activity	Voucher Number	Activity Name	Matrix Code	National Objective	Drawn Amount
2021	5	723	6564087	2021 CABL	05E	LMA	$40,000.00
					05E	**Matrix Code**	**$40,000.00**
2019	11	664	6459890	Emergency Repair Program	14A	LMH	$40.00
2019	11	664	6467283	Emergency Repair Program	14A	LMH	$34.00
2019	11	664	6472734	Emergency Repair Program	14A	LMH	$8,777.23
2019	11	664	6474136	Emergency Repair Program	14A	LMH	$34.00
2019	11	664	6527170	Emergency Repair Program	14A	LMH	$40.00
2019	11	664	6529485	Emergency Repair Program	14A	LMH	$40.00
2019	11	664	6535351	Emergency Repair Program	14A	LMH	$40.00
2021	2	714	6550856	311 Virginia Street	14A	LMH	$1,884.97
2021	2	714	6552578	311 Virginia Street	14A	LMH	$170.03
					14A	**Matrix Code**	**$11,060.23**
2020	22	709	6459899	Housing Program Salaries	14H	LMH	$9,771.55
2020	22	709	6465070	Housing Program Salaries	14H	LMH	$2,117.16
2020	23	710	6459899	Housing Programs Benefits	14H	LMH	$4,761.48
2020	23	710	6462320	Housing Programs Benefits	14H	LMH	$1,896.84
2020	23	710	6465070	Housing Programs Benefits	14H	LMH	$21.95
2021	2	722	6561614	Mortgage Recording Donna English	14H	LMH	$34.00
					14H	**Matrix Code**	**$18,602.98**
2020	16	706	6518570	Washington County Historical Society	16B	LMA	$10,000.00
					16B	**Matrix Code**	**$10,000.00**
Total							**$79,663.21**

LINE 27 DETAIL: ACTIVITIES INCLUDED IN THE COMPUTATION OF LINE 27

Plan Year	IDIS Project	IDIS Activity	Voucher Number	Activity to prevent, prepare for, and respond to Coronavirus	Activity Name	Grant Number	Fund Type	Matrix Code	National Objective	Drawn Amount
2021	5	723	6564087	No	2021 CABL	B21MC390018	EN	05E	LMA	$40,000.00
								05E	**Matrix Code**	**$40,000.00**
				No	**Activity to prevent, prepare for, and respond to Coronavirus**					**$40,000.00**
Total										**$40,000.00**

LINE 37 DETAIL: ACTIVITIES INCLUDED IN THE COMPUTATION OF LINE 37

Plan Year	IDIS Project	IDIS Activity	Voucher Number	Activity Name	Matrix Code	National Objective	Drawn Amount
2018	10	642	6462320	HP Advertising	21A		$63.11
2018	10	642	6470888	HP Advertising	21A		$262.95
2019	6	659	6459890	HP Communications	21A		$41.25
2021	1	720	6558067	General Program Administration	21A		$75,000.00
					21A	**Matrix Code**	**$75,367.31**
Total							**$75,367.31**

Section 3 Summary Annual Reporting System - Form 60002

OMB Approval Pending

Section 3 60002 No Disbursements

There are no unreported disbursements. A report cannot need to be filed.

Return to Agency Summary