

**William A. 'Bert' Miller, III**  
Mayor  
**Bernie Gessner**  
Mayor Pro-Tem  
**Josh M. Fultz** Councilmember



**James Harris**  
Councilmember  
**Pattie Pederson**  
Councilmember

**NOTICE OF MEETING OF THE GOVERNING BODY OF THE  
CITY OF NAVASOTA, TEXAS  
JANUARY 22, 2024**

Notice is hereby given that a Regular Meeting of the governing body of the City of Navasota will be held on the 22nd of January, 2024 at 6:00 PM at the City Hall in the City Council Chambers, Room No. 161, located at 200 E. McAlpine Street, Navasota, Texas 77868, at which time the following subjects will be considered, to wit:

To watch the City Council meeting live please visit the City of Navasota's Youtube here: <https://www.youtube.com/channel/UCItnx7BQt0TCIYJRiZ14g5w>

1. Call to Order.
2. Invocation - Pastor T. J. Green  
Pledge of Allegiance
3. Remarks of visitors: Any citizen may address the City Council on any matter. Registration forms are available on the podium and/or table in the back of the city council chambers. This form should be completed and delivered to the City Secretary by 5:45 p.m. Please limit remarks to three minutes. The City Council will receive the information, ask staff to look into the matter, or place the issue on a future agenda. Topics of operational concerns shall be directed to the City Manager.
4. Staff Report:
  - (a) Update on CIP Projects and Public Works Department operations during freezing weather. [Jon MacKay, Graduate Engineer and Jennifer Reyna, Public Works Director]
  - (b) Board and Commission update. [City Council]
  - (c) Reports from City Staff or City Officials regarding items of community interests, including expressions of thanks, congratulations or condolence; information regarding holiday schedules; honorary or salutary recognition of public officials, public employees, or other citizens; reminders about upcoming events organized or sponsored by the City; information regarding social, ceremonial, or community events organized or sponsored by a non-City entity that is scheduled to be attended by City officials or employees; and announcements involving imminent threats to the public health and safety of people in the City that has arisen after the posting of the agenda. [Jason Weeks, City Manager]
5. Consideration and possible action on Resolution No. 756-24 delegating to the City Manager the authority to determine the method of procurement under Texas Government Code Chapter 2269 that provides the best value for the City of Navasota. [Jon MacKay, Graduate Engineer]

6. Consideration and possible action to approve Resolution No. 757-24, the City of Navasota Investment Policy and Strategy. [Maribel Frank, CFO]
7. Consideration and possible action on quarterly Investment Reports for 1<sup>st</sup> Quarter of Fiscal Year 2022-2023 (October 2022) through 1<sup>st</sup> Quarter of Fiscal Year 2023-2024 (December 2023), as well as the Annual Investment Summary for FY 2023. [Maribel Frank, CFO]
8. Consent Agenda: The following items may be acted upon with one motion and vote. No separate discussion or action is necessary unless requested by the Mayor or City Councilmember, in which event the item will be removed from the Consent Agenda for separate discussion and/or action by the City Council as part of the regular agenda. [City Council]

Consent agenda are:

A. Approve the second reading of Ordinance No. 1038-24, authorizing participation with Entergy Service Area Cities in matters concerning Entergy Texas, Inc. at the Public Utility Commission of Texas in 2024 and authorizing the hiring of lawyers and rate experts.

B. Approve the revenues and expenditures for December 2023.

9. Adjourn.

**DATED THIS THE 18TH OF JANUARY, 2024**

**/JW/**

---

**BY: JASON WEEKS, CITY MANAGER**

**I, the undersigned authority, do hereby certify that the above notice of meeting of the governing body of the CITY OF NAVASOTA, is a true and correct copy of said notice and that I posted a true and correct copy of said notice in the glass bulletin board, in the foyer, on the south side of the Municipal Building as well as in the bulletin board on the north side of the Municipal Building of the City of Navasota, Texas, a place convenient and readily accessible to the general public at all times, and said notice was posted on the 18th of January, 2024 at 12:51 PM and will remain posted continuously for at least 72 hours preceding the scheduled time of said meeting. Agendas may be viewed at [www.navasotatx.gov](http://www.navasotatx.gov).**

***The City Council reserves the right to convene in Executive Session at any time deemed necessary for the consideration of confidential matters under the Texas Government Code, Sections 551.071-551.089.***

**DATED THIS THE 18TH OF JANUARY, 2024**

**/SMH/**

---

---

**BY: SUSIE M. HOMEYER, CITY SECRETARY**

**THIS FACILITY IS WHEELCHAIR ACCESSIBLE AND ACCESSIBLE PARKING SPACES ARE AVAILABLE. REQUESTS FOR ACCOMMODATIONS OR INTERPRETIVE SERVICES MUST BE MADE 48 HOURS PRIOR TO THIS MEETING. PLEASE CONTACT THE CITY SECRETARY'S OFFICE AT(936) 825.6475 OR (936) 825.6408 OR BY FAX AT (936) 825.2403.**



## REQUEST FOR CITY COUNCIL AGENDA ITEM #4

Agenda Date Requested: <u>January 22, 2024</u>	<b>Appropriation</b>
Requested By: <u>Jason Weeks, City Manager</u>	Source of Funds: <u>N/A</u>
Department: <u>Administration</u>	Account Number: <u>N/A</u>
<input checked="" type="radio"/> Report <input type="radio"/> Resolution <input type="radio"/> Ordinance	Amount Budgeted: <u>N/A</u>
	Amount Requested: <u>N/A</u>
	Budgeted Item: <input type="radio"/> Yes <input checked="" type="radio"/> No

Exhibits: None.

### AGENDA ITEM #4

#### Staff Report:

- (a) Update on CIP Projects and Public Works Department operations during freezing weather. [Jon MacKay, Graduate Engineer and Jennifer Reyna, Public Works Director]
- (b) Board and Commission update. [City Council]
- (c) Reports from City Staff or City Officials regarding items of community interests, including expressions of thanks, congratulations or condolence; information regarding holiday schedules; honorary or salutory recognition of public officials, public employees, or other citizens; reminders about upcoming events organized or sponsored by the City; information regarding social, ceremonial, or community events organized or sponsored by a non-City entity that is scheduled to be attended by City officials or employees; and announcements involving imminent threats to the public health and safety of people in the City that has arisen after the posting of the agenda. [Jason Weeks, City Manager]

### SUMMARY & RECOMMENDATION

- a. Jon MacKay, Graduate Engineer, will give the City Council an update on our CIP Projects and Jennifer Reyna, Public Works Director, will provide an update concerning Public Works operations during the recent freezing weather event.
- b. If applicable, the City Council will provide Board and Commissions updates.
- c. Staff and the City Council will provide updates on other upcoming events.



---

**ACTION REQUIRED BY CITY COUNCIL**

**No action required.**

---

**Approved for the City Council meeting agenda.**

*Jason Weeks*

---

**Jason B. Weeks, City Manager**

*1/17/24*

---

**Date**

## AGENDA PLANNING CALENDAR

### **January 22, 2024** – [WORKSHOP – 4:30 P.M.](#)

1. Called to order
2. Workshop on Charter revisions
3. Adjourn

### **January 22, 2024** – [DEADLINE FOR SUBMITTING ITEMS AND COVER SHEETS FOR THIS MEETING IS 01/08/2024](#)

1. Called to order
2. Invocation/Pledge of Allegiance
3. Remarks of visitors
4. Staff Report: (a) Update of all CIP projects; (b) Board and Commission update; and (c) Reports from staff and City Council
5. Resolution No. 756-24 – alternate bidding process
6. Resolution No. 757-24, investment policy and strategy
7. Approve investment reports for 1<sup>st</sup>, 2<sup>nd</sup> and 3<sup>rd</sup> quarter of 2023 and 1<sup>st</sup> fiscal quarter of 23-24 and annual investment summary for FY 2023
8. Consent agenda: (a) 2<sup>nd</sup> reading of Ordinance No. 1038-24, participation with other Entergy service area cities; and (b) revenues and expenditures for December 2023
9. Adjourn

### **February 12, 2024** – [DEADLINE FOR SUBMITTING ITEMS AND COVER SHEETS FOR THIS MEETING IS 01/08/2024](#)

1. Called to order
2. Invocation/Pledge of Allegiance
3. Remarks of visitors
4. Staff Report: (a) Introduction of PD employees: \_\_\_\_\_; (b) Update of all CIP projects; (c) Board and Commission update; and (d) Reports from staff and City Council
5. Order calling the May 4, 2024 City General Election
6. Approve Election Contract for the May 4, 2024 City General Election
7. Racial Profiling Report for FY 2023
8. Sale of city owned property
9. Change Order for Pecan Lakes Gas Line Extension Project
10. Consent agenda: (a) Minutes for the month of January 2023 and (b) Municipal Court report for the month of January 2023
11. Adjourn

### **February 26, 2024** – [WORKSHOP](#)

1. Called to order
2. Workshop on manufactured homes and rain barrels
3. Adjourn

### **February 26, 2024** – [DEADLINE FOR SUBMITTING ITEMS AND COVER SHEETS FOR THIS MEETING IS 02/12/2024](#)

1. Called to order
2. Invocation/Pledge of Allegiance
3. Remarks of visitors
4. Staff Report: (a) Update of all CIP projects; (b) Board and Commission update; and (c) Reports from staff and City Council
5. Discussion on Air B & B's
6. Adjourn



So much, so close.

# Core Values



## Teamwork & Collaboration

- We believe in the power of collective effort and cooperation.
- Foster a culture of collaboration among residents, businesses, and government.
- Together, we can achieve greater outcomes and overcome challenges.



## Honor & Integrity

- Uphold honesty, transparency, and ethical conduct in all endeavors.
- Demonstrate integrity in decision-making and actions for the greater good.
- Earn and maintain the trust of our community through principled leadership.



## Resilience & Adaptability

- Embrace change and remain agile in a constantly evolving world.
- Build resilience to face adversity and bounce back stronger.
- Learn from experiences to continuously improve and innovate.



## Inclusivity & Diversity

- Celebrate and embrace the richness of our diverse community.
- Promote inclusivity, ensuring that all voices are heard and valued.
- Create an environment where everyone feels welcome and respected.



## Vision & Progress

- Pursue a forward-thinking vision for the city's growth and development.
- Encourage innovation and progressive ideas that benefit our residents.
- Strive to be a model city that sets new standards and inspires others.



## Empowerment & Engagement

- Empower individuals to participate in shaping the city's future.
- Encourage active citizenship and engagement in local decision-making.
- Support initiatives that enhance community involvement and civic pride.



# 2023-2024 Strategic Plan

## Mission Statement

To guide Navasota's growth in a way that maintains our heritage, culture and uniqueness while maximizing our economic and social development.

## Vision Statement

Navasota 2027: What America wants to be — A beautiful, progressive, vibrant, service-oriented, close-knit community filled with historical charm and promise for people and business.

## Core Values: THRIVE

Teamwork &  
Collaboration

Honor &  
Integrity

Resilience &  
Adaptability

Inclusivity &  
Diversity

Vision &  
Progress

Empowerment &  
Engagement

## Goals

Planning &  
Economic  
Development

Marketing/  
Communications

Quality of Life

Staffing

Human  
Resources

Facilities/  
Buildings

Infrastructure



## REQUEST FOR CITY COUNCIL AGENDA ITEM #5

Agenda Date Requested: <u>January 22, 2024</u>
Requested By: <u>Jon MacKay, Grad. Engineer</u>
Department: <u>Public Works</u>
<input type="radio"/> Report <input checked="" type="radio"/> Resolution <input type="radio"/> Ordinance

**Exhibits:** Resolution No. 756-24

Appropriation	
Source of Funds:	<u>N/A</u>
Account Number:	<u>N/A</u>
Amount Budgeted:	<u>N/A</u>
Amount Requested:	<u>N/A</u>
Budgeted Item:	<input type="radio"/> Yes <input checked="" type="radio"/> No

## AGENDA ITEM #5

**Consideration and possible action on Resolution No. 756-24 delegating to the City Manager the authority to determine the method of procurement under Texas government code chapter 2269 that provides the best value for the city of Navasota.**

## SUMMARY & RECOMMENDATION

Under state law, the default way for municipalities to award contracts is to ask contractors for “bids” and then award the bid to the qualified contractor with the lowest overall cost. However, by adopting a Resolution like is being proposed, cities can use a few other authorized methods, such as asking for “Proposals” instead of “Bids.”

“Proposals” can provide a better project outcome for cities, especially in specialized projects, because the city is allowed to evaluate the contractors more holistically and consider more factors than just price. This can include:

- Proven experience in similar projects with the city and elsewhere.
- Proximity of their office to the job.
- Accelerated completion date.
- Completeness of project plan presented (do they know their subcontractors already, do they have contingency plans in case of delays, etc.).

Not every project will use a “Proposal” system. The “Proposal” system is to be used primarily for large, complicated, or technical projects that are high priority for the City, such as the upcoming Water Well #8 and East Side Water Tower projects. Proposals require:

- A committee of city staff to be selected prior to advertising the project.
- Evaluation Criteria must be selected and disclosed at the beginning to all contractors. At least 50% must be based on cost.
- After the award, all scores must be given to all contractors who submitted a proposal, and the proposals must be kept in our project records.
- Many grants require the use of a classic "Bid" system.

City staff has discussed this with legal counsel and recommends that City Council approve Resolution No.756-24, as it allows staff to work with the City Manager to award projects to provide the best outcome for the city as a whole.

---

### **ACTION REQUIRED BY CITY COUNCIL**

**Approve Resolution No. 756-24 delegating to the City Manager the authority to determine the method of procurement under Texas government code chapter 2269 that provides the best value for the city of Navasota.**

---

Approved for the City Council meeting agenda.

  
\_\_\_\_\_  
Jason B. Weeks, City Manager

1/17/24  
\_\_\_\_\_  
Date

## **RESOLUTION NO. 756-24**

**A RESOLUTION OF THE CITY COUNCIL OF THE CITY OF NAVASOTA, TEXAS DELEGATING TO THE CITY MANAGER, PURSUANT TO TEXAS GOVERNMENT CODE § 2269.053, THE AUTHORITY TO DETERMINE THE METHOD OF PROCUREMENT UNDER TEXAS GOVERNMENT CODE CHAPTER 2269 THAT PROVIDES THE BEST VALUE FOR THE CITY OF NAVASOTA; PROVIDING FOR AN EFFECTIVE DATE.**

**WHEREAS**, state law authorizes the City of Navasota ("City") to utilize several different methods of procurement that provide the best value to the City; and

**WHEREAS**, Section 2269.056 (a) of the Texas Government Code provides that the governing body of a municipality that is considering using a method other than competitive sealed bidding must determine, before notice is given of the City's request for bids or proposals, the method of procurement that provides the best value for the municipality; and

**WHEREAS**, Section 2269.053 (a) of the Texas Government Code provides that the governing body of a municipality may delegate its authority under Texas Government Code Chapter 2269 regarding an action authorized or required by said Chapter to a designated representative, committee, or other person;

**WHEREAS**, the City Council desires to delegate to the City Manager, when the City is considering a method of procurement other than competitive sealed bidding, the authority to determine the method of procurement under Texas Government Code Chapter 2269 that provides the best value for the City; and

**NOW, THEREFORE, BE IT RESOLVED BY THE CITY COUNCIL OF THE CITY OF NAVASOTA, TEXAS THAT:**

**SECTION 1.** The findings set forth hereinabove are incorporated into the body of this Resolution as if fully set forth herein.

**SECTION 2.** The City Council hereby delegates to the City Manager, when the City is considering a method of procurement other than competitive sealed bidding, the authority to determine the method of procurement under Texas Government Code Chapter 2269 that provides the best value for the City.

**SECTION 3.** The City Manager, or designee, is hereby authorized to take any action and to execute any documentation necessary or appropriate to carry out the intent of this Resolution.

**SECTION 4.** This Resolution shall become effective immediately upon its passage and approval.

**PASSED, APPROVED THIS THE 22<sup>ND</sup> DAY OF JANUARY, 2024.**

---

**BERT MILLER, MAYOR**

**ATTEST:**

---

**SUSIE M. HOMEYER, CITY SECRETARY**





## REQUEST FOR CITY COUNCIL AGENDA ITEM #6

Agenda Date Requested: <u>January 22, 2024</u>	<b>Appropriation</b>
Requested By: <u>Maribel Frank, CFO</u>	Source of Funds: <u>N/A</u>
Department: <u>Financial Services</u>	Account Number: <u>N/A</u>
<input type="radio"/> Report <input checked="" type="radio"/> Resolution <input type="radio"/> Ordinance	Amount Budgeted: <u>N/A</u>
	Amount Requested: <u>N/A</u>
	Budgeted Item: <input type="radio"/> Yes <input checked="" type="radio"/> No

**Exhibits:** Resolution No. 757-24

### AGENDA ITEM #6

**Consideration and possible action to approve Resolution No. 757-24, the City of Navasota Investment Policy and Strategy.**

### SUMMARY & RECOMMENDATION

Chapter 2256 of the Texas Local Government Code, commonly known as the “Public Funds Investment Act”, requires a municipality to adopt an investment policy by rule, order, ordinance, or resolution. The investment policy shall be reviewed and approved annually by the governing body. All changes made to the investment policy must be outlined. Only changes in the proposed investment policy exchanges the wording of “Finance Director” to reflect Maribel Frank’s position title as “Chief Financial Officer.” No other changes have been made. Staff has reviewed the policy and are not recommending any other changes.

### ACTION REQUIRED BY CITY COUNCIL

**Approve Resolution No. 757-24, the City of Navasota Investment Policy and Strategy.**

Approved for the City Council meeting agenda.

  
\_\_\_\_\_  
Jason B. Weeks, City Manager

1/17/24  
\_\_\_\_\_  
Date

**RESOLUTION NO. 757-24**

**A RESOLUTION REVIEWING THE CITY OF NAVASOTA  
INVESTMENT POLICY AND STRATEGY**

**WHEREAS**, the City is required to review the City's investment policy and strategy annually; and

**WHEREAS**, this review is authorized by the Public Funds Investment Act, as amended.

**NOW, THEREFORE, BE IT RESOLVED** by the City Council of the City of Navasota:

That the City of Navasota Investment Policy and Strategy, attached hereto as "**Exhibit A**" is hereby approved as the investment policy and strategy of the City of Navasota effective January 22, 2024.

**PASSED, AND APPROVED** by the City Council of the City of Navasota this the 22<sup>nd</sup> day of January, 2024

---

**BERT MILLER, MAYOR**

**ATTEST:**

---

**SUSIE M. HOMEYER, CITY SECRETARY**

## **"EXHIBIT A"**

### **CITY OF NAVASOTA** **INVESTMENT POLICY AND STRATEGY** **ADOPTED NOVEMBER 14, 2022**

#### **I. INTRODUCTION**

**It is the policy of the City of Navasota that the administration of its funds and the investments of those funds shall be handled as its highest public trust. Investments shall be made in a manner which will provide the maximum security of the principal while meeting the daily cash flow needs of the City and conforming to the Public Funds Investment Act (the "Act") Texas Government Code Chapter 2256. It is the intent of the City to be in complete compliance with local law and the Act.**

**The receipt of a market rate of return will be secondary to the requirements for safety and liquidity. The earnings from the investment will be used in a manner that best serves the interests of the City.**

**The purpose of this policy is to set specific investment policy and strategy guidelines. Direct specific investment parameters or the investment of public funds in Texas are found in the Act. The Public Funds Collateral Act, Chapter 2257, Texas Government Code, specifies collateral requirements for all public Texas Funds Deposits.**

#### **II. SCOPE**

This investment policy applies to all financial assets of the City of Navasota, and any new funds created unless specifically exempted by the City Council and this policy.

#### **III. OBJECTIVES**

The City of Navasota shall manage and invest its cash with four objectives, listed in order of priority: Safety, liquidity, yield and diversification. The safety of the principal invested always remains the primary objective. All investments shall be designed and managed in a manner responsive to the public trust and consistent with state and local law.

The city shall maintain a comprehensive cash management program which includes a collection of accounts receivable, vendor payment in accordance with invoice terms, and prudent investment of available cash. Cash management is

defined as the process of managing monies to insure required cash availability and reasonable market yield on short-term investment of pooled idle cash.

- **Safety.** The primary objective of the city's investment activity is the preservation of capital in the overall portfolio. Each investment transaction shall be conducted in a manner to avoid capital losses, whether they be from securities defaults or erosion of market value.
- **Liquidity.** The city's investment portfolio shall be structured such that the city is able to meet obligations in a timely manner. This shall be achieved by matching investment maturities with forecasted cash flow requirements and by investing in securities with active secondary markets.
- **Yield.** The city's cash management portfolio shall be designed with the objective of regularly exceeding the average rate of return on U.S. Treasury Bills at a maturity level comparable to the city's weighted average maturity in days. The investment program shall seek to augment returns above this threshold consistent with risk limitations identified herein and prudent investment policies.
- **Diversification.** The portfolio shall be diversified by institution, market sector and maturity as much as possible.

#### **IV. INVESTMENT STRATEGY**

The City maintains portfolios, which utilize four specific investment strategy considerations, designed to address the unique characteristics of the fund groups represented in the portfolios:

- Investment strategies for operating funds and commingled pools containing operating funds have as their primary objective to assure that anticipated cash flows are matched with adequate investment liquidity. The secondary objective is to create a portfolio structure, which will experience minimal volatility during economic cycles. This may be accomplished by purchasing high quality, short- to medium-term securities which will complement each other in a laddered or barbell maturity structure. The dollar weighted average maturity of 365 days or less will be calculated using the stated final maturity date of each security.
- Investment strategies for debt service funds shall have as the primary objective the assurance of investment liquidity adequate to cover the debt service obligation on the required payment date. Securities purchased shall not have a stated final maturity date which exceeds the debt service payment date.
- Investment strategies for debt service reserve funds shall have as the primary objective the ability to generate a dependable revenue stream to

the appropriate debt service fund from securities with a low degree of volatility. Securities should be of high quality and, except as may be required by the bond ordinance specific to an individual issue, of short to intermediate-term maturities. Volatility shall be further controlled through the purchase of securities carrying the highest coupon available, within the desired maturity and quality range, without paying a premium, if possible.

- Investment strategies for special projects or special purpose fund portfolios will have as their primary objective to assure that anticipated cash flows are matched with adequate investment liquidity. These portfolios should include at least 10% in highly liquid securities to allow for flexibility and unanticipated project outlays. The stated final maturity dates of securities held should not exceed the estimated project completion date.

## **V. DELEGATION OF RESPONSIBILITY**

- **Investment Officer(s).** Authority to manage the city's investment program is derived from a resolution of the City Council. The Chief Financial Officer and the City Manager will be designated as investment officers of the city and are responsible for investment decisions and activities and shall establish written procedures for the operation of the investment program, consistent with this investment policy. The investment officers shall attend at least one training session of at least eight-hours duration within twelve months of designation as investment officer and not less than once every two years. Such training from an independent source shall be approved or endorsed by either the Government Finance Officers Association of Texas, The Government Treasures Organization of Texas, or the Texas Municipal League.
- **City Council Responsibilities.** The City Council holds the ultimate fiduciary responsibility for the portfolio. It will designate investment officer(s), receive, and review quarterly reports, approve, and provide for investment officer training, approve broker/dealers, and review and adopt the investment policy and Strategy at least annually.

## **VI. PRUDENCE AND CONTROL**

The standard of prudence to be applied by the investment officer shall be the "prudent person" rule, which states: "Investments shall be made with judgment and care, under circumstances then prevailing, which persons of prudence, discretion and intelligence exercise in the management of their own affairs, not for speculation, but for investment, considering the probable safety of their capital as well as the probable income to be derived."

In determining whether an investment officer had exercised prudence with respect to an investment decision, the determination shall be made taking into consideration:

- The investment of all funds, or funds under the city's control, over which the officer had responsibility rather than a consideration as to the prudence of a single investment.
- Whether the investment decision was consistent with the written investment policy of the City.

The investment officer, acting in accordance with written procedures and exercising due diligence, shall not be held personally responsible for a specific security's credit risk or market price changes, provided that these deviations are reported immediately, and that appropriate action is taken to control adverse developments.

**Internal Controls.** The Chief Financial Officer is responsible for establishing and maintaining an internal control structure designed to ensure that the assets of the entity are protected from loss, theft, or misuse. The internal control structure shall be designed to provide reasonable assurance that these objectives are met. The concept of reasonable assurance recognizes that (1) the cost of a control should not exceed the benefits likely to be derived; and (2) the valuation of costs and benefits requires estimates and judgments by management.

Accordingly, the Chief Financial Officer shall establish a process for annual independent review by an external auditor to assure compliance with policies and procedures. The results of this review shall be reported to the City Council. The internal controls shall address the following:

- Control of collusion
- Separation of transaction authority from accounting and record keeping
- Custodial safekeeping
- Clear delegation of authority
- Written confirmation for all transactions
- Review, maintenance, and monitoring of security procedures both manual and automated

**Cash Flow Forecasting.** Cash flow forecasting is designed to protect and sustain cash flow requirements of the city. The investment Officer will analyze and maintain a cash flow plan to monitor and forecast cash positions for investment purposes.

**Monitoring Credit Ratings.** The investment officer shall monitor, on no less than a monthly basis, the credit rating on all authorized investments in the portfolio which require credit rating based upon independent information from a nationally recognized rating agency. If any security falls below the minimum rating required by the policy, the investment officer shall notify the City Council of the loss of rating and liquidate the investment with the next month.

**Ethics and Conflicts of Interest.** City staff involved in the investment process shall refrain from personal business activity that could conflict with proper execution of the investment program, or which could impair the ability to make impartial investment decisions. City staff shall disclose to the City Manager any material financial interests in financial institutions that conduct business with the city and they shall further disclose positions that could be related to the performance of the city's portfolio. City staff shall subordinate their personal financial transactions to those of the city, particularly regarding timing of purchases and sales.

An investment officer of the city who has a personal business relationship with an organization seeking to sell an investment to the city shall file a statement disclosing that personal business interest. An investment officer who is related with the second degree by affinity or consanguinity to an individual seeking to sell an investment to the city shall file a statement disclosing that relationship. A statement required under this subsection must be filed with the Texas Ethics Commission and the governing body of the entity.

## **V. REPORTING**

**Quarterly Reporting.** The investment officer shall submit a signed quarterly investment report that summarizes current market conditions, economic developments, and anticipated investment conditions. The report shall summarize investment strategies employed in the most recent quarter and describe the portfolio in terms of investment securities, maturities, risk characteristics, and shall explain the total investment return for the quarter.

**Annual Report.** Within 60 days of the end of the fiscal year, the investment officer shall present an annual report on the investment program and investment activity. This report may be presented as a component of the fourth quarter report to the City Council.

**Methods.** The quarterly investment report shall include a succinct management summary that provides a clear picture of the status of the current investment portfolio and transactions made over the last quarter. This management summary will be prepared in a manner which will allow the city to ascertain whether investment activities during the reporting period have conformed to the investment policy. The report will be prepared in compliance with generally

accepted accounting principles and will be provided to the City Manager and City Council. The report will include the following:

- A listing of individual securities held at the end of the reporting period. This list will include the name of the fund or pooled group fund for which each individual investment was acquired.
- Unrealized gains or losses resulting from appreciation or depreciation by listing the beginning and ending book and market value of securities for the period.
- Additions and changes to the market value during the period.
- Average weighted maturity of portfolio on entity
- Summary of investments by maturity date.
- The percentage of the total portfolio which each type of investment represents.
- Statement of compliance of the city's investment portfolio with state law and the investment strategy and policy approved by the City Council.

## **VI. Fund Balance/Retained Earnings**

The City shall use the following guidelines to maintain the fund balance and retained earnings of the various operating funds at levels sufficient to protect the City's creditworthiness as well as its financial position from unforeseeable emergencies.

### **General Fund Undesignated Fund Balance**

- The City shall strive to maintain the General Fund undesignated fund balance at a minimum of 90 days of current year budgeted expenditures.
- Any undesignated funds after the fiscal year-end audit will be allowed to accumulate to build this 90-day reserve.
- After the General Fund has gathered sufficient resources, additional undesignated funds will be allowed to accumulate in a fund designated for future General Fund capital improvements.

### **Retained Earnings of Other Operating Funds**

- In other operating funds, the City shall strive to maintain a positive retained earnings position to provide sufficient reserves for emergencies and revenue shortfalls. The minimum working capital in the Water, Gas, and Sewer Fund shall be 90 days of current year budgeted expenditures.
- Any undesignated funds after the fiscal year-end audit will be allowed to accumulate to build this 90-day reserve.



- After these funds have gathered sufficient resources, additional undesignated funds will be allowed to accumulate in a fund designated for future utility/operating fund capital improvements.

### **Use of Fund Balance/Retained Earnings**

- Fund Balance/Retained Earnings may be used in one or a combination of the following ways:
  - Emergencies;
  - One-time expenditures that do not increase recurring operating costs;
  - Major capital purchases; and
  - Start-up expenditures for new programs undertaken at mid-year, provided such action is considered in the context of multiyear projections of program revenues and expenditures.
- Should such use reduce the balance below the appropriate level set as the objective for that fund, the City shall take action necessary to restore the unreserved, undesignated fund balance to acceptable levels within three years.

## **VII. INVESTMENT PORTFOLIO.**

**Active Portfolio Management.** The city shall pursue an active versus a passive portfolio management philosophy. That is, securities may be sold before they mature if market conditions present an opportunity for the city to benefit from the trade. The

Investment officer will routinely monitor the contents of the portfolio, the available markets, and the relative value of competing instruments, and will adjust the portfolio accordingly.

**Investments.** Assets of the City of Navasota may be invested in the following instruments; provided, however, that at no time shall assets of the city be invested in any instrument or security not authorized for investment under the Act, as the act may from time to time be amended. The city is not required to liquidate investments that were authorized investments at the time of purchase.

### Authorized.

- Obligations of the United States of America, its agencies, and instrumentalities, which have a liquid market with a readily determinable market value.
- Direct obligations of the State of Texas and agencies thereof.
- Other obligations, the principal of and interest on which are unconditionally guaranteed by the State of Texas or United States of America.

- Obligations of government sponsored agencies including Federal National Mortgage Association (FNMA), Federal Home Loan Mortgage Corporation (FHLMC), Federal Home Loan Bank (FHLB), and Federal Farm Credit Banks (FFCB) which are:
  - Secured by pools of mortgage loans, i.e., mortgage-backed securities.
  - Unsecured debentures with fixed maturities, i.e., bullets and/or call features prior to maturity.
  - Unsecured short-term notes issued at discount without coupon, i.e., discount notes.
- Certificates of Deposit of state and national banks domiciled in Texas, guaranteed or insured by the Federal Deposit Insurance Corporation or its successor or secured by obligations described in the three categories above, which are intended to include all direct agency or instrumentality issued mortgage backed securities rated AAA by a nationally recognized rating agency, or by Article 2529b-1, V.T.C.S., and that have a market value of not less than the principal amount of the securities.
  - In addition to the authority to invest funds in certificates of deposits above, an investment in certificates of deposits made under accordance with the following conditions is an authorized investment.
    - The funds are invested by an investing entity through a broker that has its main office or a branch office in this state and is selected from a list adopted by the investing entity
    - The broker or the depository institution selected by the investing entity arranges for the deposit of the funds in certificates of deposits in one or more federally insured depository institutions, wherever located, for the account of the investing entity
    - The full amount of the principal and accrued interest of each of the certificates of deposits is insured by the United States or an instrumentality of the United States
    - The investing entity appoints a clearing broker-dealer registered with the Securities and Exchange Commission and operating pursuant to Securities and Exchange Commission Rule 15c3-3 (17 C.F.R. Sect 240.15c3-3) as custodian for the investing entity with respect to the certificates of deposits issued for the account of the investing entity.

- Obligations of states, agencies, counties, cities, and other political Subdivisions of any state having been rated as to investment quality by a Nationally recognized investment rating firm and having received a Rating of not less than A or its equivalent along with a stated maturity not to exceed five years.
- Fully collateralized direct repurchase agreements with a defined termination date secured by obligations of the United States, or its agencies and instrumentalities, pledged with a third party, selected by the investment officer, other than an agency of the pledger. Repurchase agreements must be purchased through a primary government securities dealer, as defined by the Federal Reserve, or a bank domiciled in Texas. A Master Repurchase Agreement must be signed by the bank/dealer prior to investment in a repurchase agreement.
- Joint pools of political subdivisions in the State of Texas which invest in instruments and follow practices allowed by current law. A pool must be continuously rated not lower than AAA or AAA-m or at an equivalent rating by at least one nationally recognized rating service.

#### Not Authorized

The city's authorized investment options are more restrictive than those allowed by State law. State law specifically prohibits investment in the following investment securities.

- Obligations whose payment represents the coupon payments on the outstanding principal balance of the underlying mortgage-backed security collateral and pays no principal.
- Obligations whose payment represents the principal stream of cash from the underlying mortgage-backed security collateral and bears no interest.
- Collateralized mortgage obligations that have a stated final maturity date of greater than 10 years,
- Collateralized mortgage obligations the interest rate of which is determined by an index that adjusts opposite to the changes in a market index.

**Holding Period.** The City of Navasota intends to match the holding periods of investment funds with liquidity needs of the city. In no case will the average maturity of investments of the city's operating funds exceed one year. The maximum final stated maturity of any investment shall not exceed five years.

Investments in all funds shall be managed in such a way that the market price losses resulting from interest rate volatility would be offset by coupon income and current income received from the volume of the portfolio during a twelve-month period.

**Risk and Diversification.** The city recognizes that investment risks can result from issuer defaults, market price changes or various technical complications leading to temporary illiquidity. Risk will be controlled through portfolio diversification which shall be achieved by the following general guidelines:

- Risk of issuer default will be controlled by limiting investments to those instruments allowed by the Act, as described herein.
- Risk of market price changes shall be controlled by avoiding over concentration of assets in a specific maturity sector, limitation of average maturity of operating funds investments to one year, and avoidance of over concentration of assets in specific instruments other than U.S. Treasury Securities and insured and collateralized certificates of deposits.
- Risk of illiquidity due to technical complications shall be controlled by the selection of securities dealers as described herein.

## **VIII. SELECTION OF BANKS AND DEALERS**

**Depository.** At least every four years a Depository shall be selected through the city's banking services procurement process, which shall include a formal request for proposal. In selecting a depository, the credit worthiness of institutions shall be considered, and the Chief Financial Officer shall conduct a comprehensive review of prospective depositories credit characteristics and financial history.

**Certificates of Deposit.** Banks seeking to establish eligibility for the city's competitive certificate of deposit purchase program shall submit for review annual financial statements, evidence of federal insurance and other information as required by the Chief Financial Officer.

**Securities Dealers.** For brokers and dealers of government securities, the city shall select only those dealers reporting to the Market Reports Division of the Federal Reserve Board of New York, also known as the Primary Government Security Dealers, unless a comprehensive credit and capitalization analysis reveals that other firms are adequately financed to conduct public business. Only brokers and dealers with a Texas office shall be selected. Investment officials shall not knowingly conduct business with any firm with whom public entities have sustained losses on investments. All securities dealers shall provide the city with references from public entities which they are currently serving. The investment committee shall adopt and annually review a list of qualified brokers authorized to engage in investment transactions with the city.

All financial institutions and broker/dealers who desire to become qualified bidders for investment transactions must supply the following:

- Audited financial statements
- Proof of National Association of Securities Dealers certification
- Proof of state registration
- Certification of having read the city's investment policy signed by a qualified representative of the organization
- Acknowledgment that the organization has implemented reasonable procedures and controls to preclude imprudent investment activities arising out of investment transactions conducted between the city and the organization

**Qualified Representative.** Means a person who holds a position with a business organization, who is authorized to act on behalf of the business organization, and who is one of the following:

- A business organization doing business that is regulated by or registered with a securities commission, a person who is registered under the rules of the National Association of Securities Dealers;
- For a state or federal bank, a savings bank, or a state or federal credit union, a member of the loan committee for the bank or branch of the bank or a person authorized by corporate resolution to act on behalf of and bind the banking institution; or,
- For an investment pool, the person authorized be the elected official or board with authority to administer the activities of the investment pool to sign the certification on behalf of the investment pool.

**Investment Pools.** A thorough investigation of the pool is required prior to investing, and on a continual basis. All investment pools must supply the following information to be eligible to receive funds:

- The types of investments in which money is allowed to be invested
- The maximum average dollar-weighted maturity allowed, based on the stated maturity date of the pool
- The maximum stated maturity date any investment security within the portfolio has
- The objectives of the pool

- The size of the pool
- The names of the members of the advisory board of the pool and the dates their terms expire
- The custodian bank that will safe keep the pool's assets
- Whether the intent of the pool is to maintain a net asset value of one dollar and the risk of market price fluctuation
- Whether the only source of payment is the assets of the pool at market value or whether there is a secondary source of payment, such as insurance or guarantees, and a description of the secondary source of payment
- The name and address of the independent auditor of the pool
- The requirements to be satisfied for an entity to deposit funds in and withdraw funds from the pool and any deadlines or other operating policies required for the entity to invest funds in and withdraw funds from the pool
- The performance history of the pool, including yield, average dollar-weighted maturities, and expense ratios
- A description of interest calculations and how interest is distributed, and how gains and losses are treated
- The Chief Financial Officer will conduct an annual review of the financial condition and registration of qualified bidders.

## **IX. SAFEKEEPING AND CUSTODY**

**Insurance of Collateral.** All deposits and investments of city funds other than direct purchases of U.S. Treasuries or Agencies shall be secured by pledged collateral. In order to anticipate market changes and provide a level of security for all funds, the collateralization level will be 102% of market value of principal and accrued interest on the deposits or investments less an amount insured by the FDIC or FSLIC. Evidence of the pledged collateral shall be maintained by the Chief Financial Officer or a third financial institution. Repurchase agreements shall be documented by a specific agreement noting the collateral pledge in each agreement. Collateral shall be reviewed weekly to assure that the market value of the pledged securities is adequate.

**Safekeeping Agreement.** Collateral pledged to secure deposits of the city shall be held by a safekeeping institution in accordance with a Safekeeping Agreement

which clearly defines the procedural steps for gaining access to the collateral should the City of Navasota determine that the city's funds are in jeopardy. The safekeeping institution, or trustee, shall be the Federal Reserve Bank or an institution not affiliated with the firm pledging the collateral. The safekeeping agreement shall include the signatures of authorized representatives of the City of Navasota, the firm pledging the collateral, and the trustee.

**Collateral Defined.** The City of Navasota shall accept only the following securities as collateral:

- Obligations of the United States or its agencies and instrumentalities including mortgage-backed securities
- Direct Obligations of the state of Texas or its agencies and instrumentalities rated as to investment quality by a nationally recognized rating firm not less than A or its equivalent
- Obligations of states, agencies, counties, cities, and other political subdivisions of any state rated as to investment quality by a nationally recognized rating firm not less than A or its equivalent

**Subject to Audit.** All collateral shall be subject to inspection and audit by the Chief Financial Officer or the city's independent auditors.

**Delivery versus Payment.** Treasury Bills, Notes, Bonds, Repurchase Agreements and Government Agencies' securities shall be purchased using the delivery vs payment method. That is, funds shall not be wired or paid until verification has been made that the Trustee received the correct security. The security shall be held in the name of the city or held on behalf of the city. The Trustee's records shall assure the notation of the city's ownership of or explicit claim on the securities. The original copy of all safekeeping receipts shall be delivered to the city.

## **X. INVESTMENT POLICY ADOPTION**

The City of Navasota investment policy shall be adopted by resolution of the City Council. The policy shall be reviewed for effectiveness on an annual basis by the Investment Committee and any modifications will be recommended for approval to the City Council, the City Council shall review these investment policies and strategies not less than annually.



## REQUEST FOR CITY COUNCIL AGENDA ITEM #7

Agenda Date Requested: <u>January 22, 2024</u>	<b>Appropriation</b>
Requested By: <u>Maribel Frank, CFO</u>	Source of Funds: <u>N/A</u>
Department: <u>Financial Services</u>	Account Number: <u>N/A</u>
<input checked="" type="radio"/> Report <input type="radio"/> Resolution <input type="radio"/> Ordinance	Amount Budgeted: <u>N/A</u>
	Amount Requested: <u>N/A</u>
	Budgeted Item: <input type="radio"/> Yes <input checked="" type="radio"/> No

**Exhibits:** Investment Reports for FY 2023 (Q1-Q4), Annual Investment Report (FY23), & Investment Reports for FY 2024 (Q1)

### AGENDA ITEM #7

**Consideration and possible action on quarterly Investment Reports for 1<sup>st</sup> Quarter of Fiscal Year 2022-2023 (October 2022) through 1<sup>st</sup> Quarter of Fiscal Year 2023-2024 (December 2023), as well as the Annual Investment Summary for FY 2023.**

### SUMMARY & RECOMMENDATION

Section V of the City's existing Investment Policy requires quarterly reports, as well as an annual report. There has been a delay in preparing these reports, but this agenda item will catch the reporting up to date with the most recently completed quarterly report.

Over the course of FY 2023, the city earned \$429,648 from investment income. As of today, there are two CD's (Certificates of Deposit) expected to mature by the end of the fiscal year with a combined amount of \$493,000. Staff recommend moving the funds to one of the investment pools, preferably Texas Class, as interest is paid out daily and the rates are significantly better than the CDs (1.60% and .65%, respectively). The average monthly yield is 5.5744% with Texas Class, based on the most recent statement.

Identifier	Maturity Date	Account Name	Amount
02589ABL5	3/4/2024	AMERICAN EXPRESS NATL BANK CD	\$ 248,000
05580ae26	9/24/2024	BMW BANK NA CD	\$ 245,000

### ACTION REQUIRED BY CITY COUNCIL

**Approve quarterly Investment Reports for 1<sup>st</sup> Quarter of Fiscal Year 2022-2023 (October 2022) through 1<sup>st</sup> Quarter of Fiscal Year 2023-2024 (December 2023), as well as the Annual Investment Summary for FY 2023.**

Approved for the City Council meeting agenda.



*Jason Weeks*

---

**Jason B. Weeks, City Manager**

*1/17/24*

---

**Date**

QUARTERLY INVESTMENTS SUMMARY  
FOR THE PERIOD ENDING 12/31/2022

THIS REPORT HAS BEEN PREPARED IN COMPLIANCE WITH THE INVESTMENT POLICY OF THE CITY OF NAVASOTA AND THE PFIA



---

INVESTMENT OFFICER  
CHIEF FINANCIAL OFFICER



---

INVESTMENT OFFICER  
CITY MANAGER

QUARTERLY INVESTMENTS SUMMARY  
FOR THE PERIOD ENDING 12/31/2022

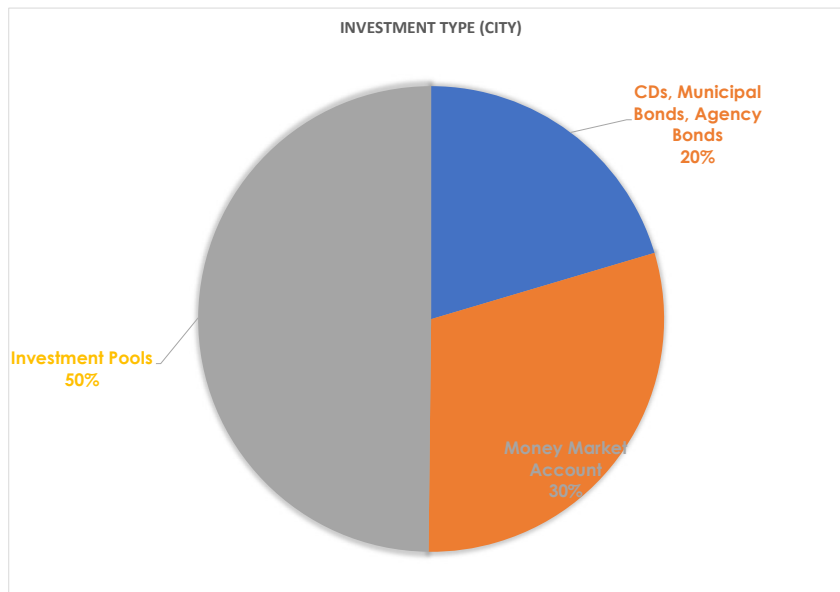
INVESTMENTS FOR CITY - ROLLFORWARD

Custodian	Type	Identifier	Maturity Date	Account Name	9/30/2022	Transferred	Matured	Interest	12/31/2022
					Beginning			Income	Ending
					Amount				Balance
TIB Capital Markets									
	Certificates of Deposit								
		02007GNN9	2/10/2025	ALLY BANK CD	248,000	-	-	-	248,000
		02589ABL5	3/4/2024	AMERICAN EXPR NATL BK CD	248,000	-	-	-	248,000
		05580AE26	9/24/2024	BMW BANK NA CD	245,000	-	-	-	245,000
		05600XCP3	4/13/2026	BMO HARRIS BANK NA CD	245,000	-	-	-	245,000
		066519QT9	3/31/2026	BANKUNITED NA CD	245,000	-	-	-	245,000
		254673B70	4/28/2025	DISCOVER BK CD	246,000	-	-	-	246,000
		38149MA94	9/29/2026	GOLDMAN SACHS BANK CD	245,000	-	-	-	245,000
		48128U7C6	2/17/2026	JPMORGAN CHASE BK NA CD	245,000	-	-	-	245,000
		61768U4A2	4/29/2027	MORGAN STANLEY PRIVATE BK CD	246,000	-	-	-	246,000
		07371AXP3	2/10/2027	BEAL BK PLANO TX	248,000	-	-	-	248,000
	Total Certificates of Deposit				2,461,000	-	-	-	2,461,000
	Municipal Bonds								
		752754PG0	8/1/2025	RANDOLPH TWP NJ SD GO	235,865	-	-	-	235,865
		229831JL7	8/15/2025	CUERO TX ISD REF GP BDQ	292,375	-	-	-	292,375
		882806HH8	2/15/2026	TEXAS TECH UNIV REV TAX REF	486,375	-	-	-	486,375
	Total Municipal Bonds				1,014,615	-	-	-	1,014,615
	Agency Bonds								
		31418ANE4	12/1/2022	FNMA #MA1288	2,123	-	(2,123)	-	-
	Total CDs, Municipal Bonds, Agency Bonds				3,477,738	-	(2,123)	-	3,475,615
Citizens State Bank									
	Money Market Account								
		Account # 20035725	N/A		5,054,951	-	-	13,037	5,067,988
TexSTAR									
	Investment Pool								
		0930102200	N/A	AP Fund	132,673	-	-	1,160	133,833
TexasCLASS									
	Investment Pool								
		TX-01-0484-0001	N/A	Navasota 01	428,988	-	-	4,128	433,115
		TX-01-0484-0002	N/A	ARPA	999,614	-	-	9,618	1,009,232
		TX-01-0484-0006	N/A	Capital Projects 2022	-	6,760,000	-	14,120	6,774,120
TexPool									
	Investment Pool								
		449/7907600001	N/A	AP Fund II	132,982	-	-	1,179	134,161
	Total Investment Pools				1,694,256	6,760,000	-	30,204	8,484,461
TOTAL CITY INVESTMENTS					10,226,945	6,760,000	(2,123)	43,241	17,028,064

QUARTERLY INVESTMENTS SUMMARY  
FOR THE PERIOD ENDING 12/31/2022

INVESTMENTS FOR CITY - REPORTED BY TYPE

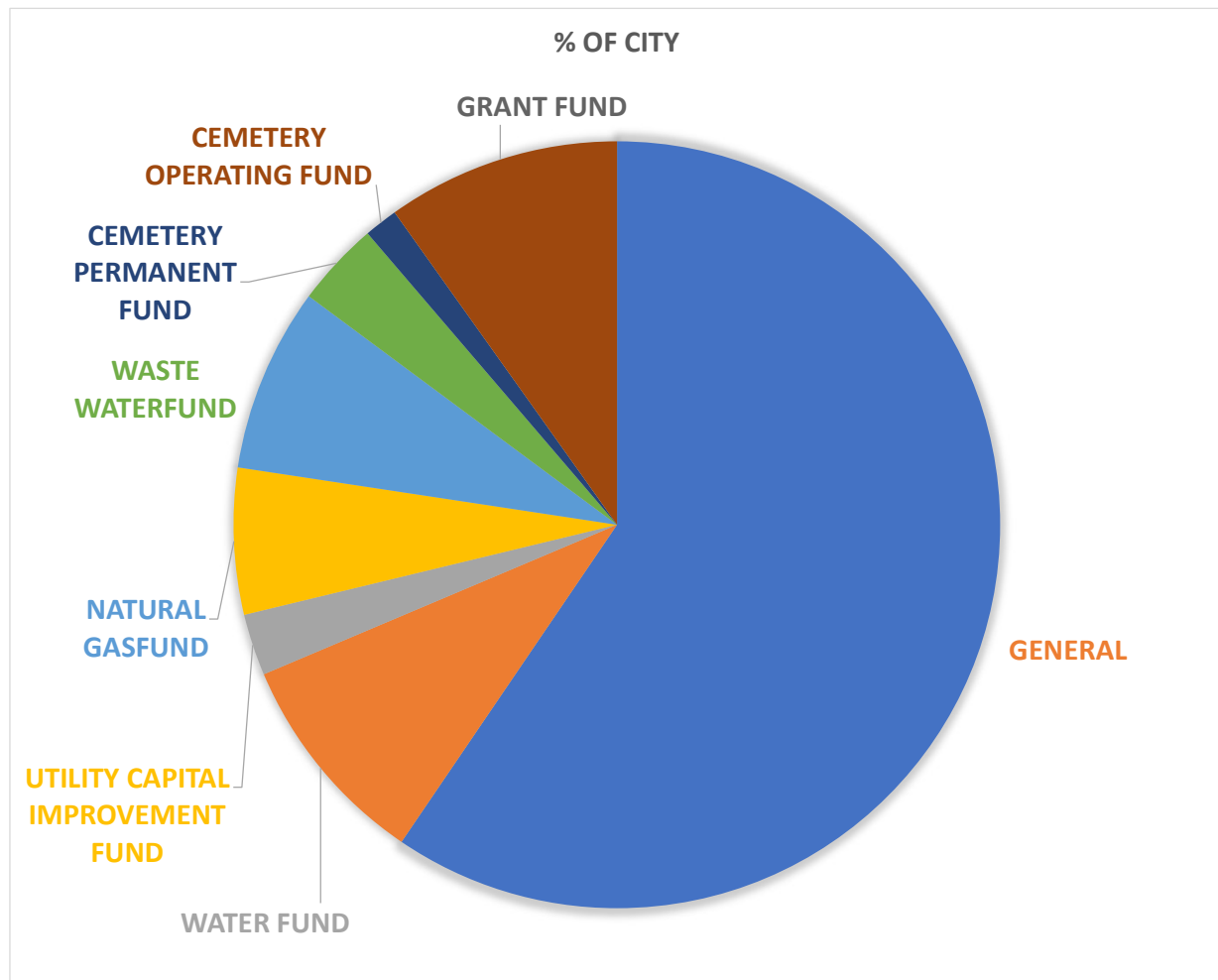
	<u>Custodian</u>	<u>Type</u>	<u>Identifier</u>	<u>Maturity Date</u>	<u>Account Name</u>	<u>Amount</u>	<u>% of City</u>
TIB Capital Markets							
		<b>Certificates of Deposit</b>					
			02007GNN9	2/10/2025	ALLY BANK CD	248,000	
			02589ABL5	3/4/2024	AMERICAN EXPR NATL BK CD	248,000	
			05580AE26	9/24/2024	BMW BANK NA CD	245,000	
			05600XCP3	4/13/2026	BMO HARRIS BANK NA CD	245,000	
			066519QT9	3/31/2026	BANKUNITED NA CD	245,000	
			254673B70	4/28/2025	DISCOVER BK CD	246,000	
			38149MA94	9/29/2026	GOLDMAN SACHS BANK CD	245,000	
			48128UZC6	2/17/2026	JPMORGAN CHASE BK NA CD	245,000	
			61768U4A2	4/29/2027	MORGAN STANLEY PRIVATE BK CD	246,000	
			07371AXP3	2/10/2027	BEAL BK PLANO TX	248,000	
			<b>Total Certificates of Deposit</b>			2,461,000	
		<b>Municipal Bonds</b>					
			752754PG0	8/1/2025	RANDOLPH TWP NJ SD GO	235,865	
			229831JL7	8/15/2025	CUERO TX ISD REF GP BDQ	292,375	
			882806HH8	2/15/2026	TEXAS TECH UNIV REV TAX REF	486,375	
			<b>Total Municipal Bonds</b>			1,014,615	
		<b>Agency Bonds</b>					
			31418ANE4	12/1/2022	FNMA #MA1288	-	
			<b>Total CDs, Municipal Bonds, Agency Bonds</b>			3,475,615	20%
Citizens State Bank							
		<b>Money Market Account</b>					
			Account # 20035725	N/A		5,067,988	30%
TexSTAR							
		<b>Investment Pool</b>					
			0930102200	N/A	AP Fund	133,833	
TexasCLASS							
		<b>Investment Pool</b>					
			TX-01-0484-0001	N/A	Navasota 01	433,115	
			TX-01-0484-0002	N/A	ARPA	1,009,232	
			TX-01-0484-0006	N/A	Capital Projects 2022	6,774,120	
TexPool							
		<b>Investment Pool</b>					
			449/7907600001	N/A	AP Fund II	134,161	
			<b>Total Investment Pools</b>			8,484,461	50%
<b>TOTAL CITY INVESTMENTS</b>						<b>17,028,064</b>	



**QUARTERLY INVESTMENTS SUMMARY  
FOR THE PERIOD ENDING 12/31/2022**

**INVESTMENTS FOR CITY - REPORTED BY FUND**

<u>Fund #</u>	<u>Fund Name</u>	<u>Amount</u>	<u>% of City</u>
100	GENERAL	6,101,006.45	36%
200	WATER FUND	936,028.24	5%
210	UTILITY CAPITAL IMPROVEMENT FUND	266,798.09	2%
300	NATURAL GAS FUND	632,836.68	4%
400	WASTE WATER FUND	795,398.98	5%
520	CEMETERY PERMANENT FUND	366,466.71	2%
525	CEMETERY OPERATING FUND	146,176.72	1%
540	GRANT FUND	1,009,231.86	6%
905	CAPITAL PROJECTS	6,774,119.77	40%
		<u>17,028,063.50</u>	<u>100%</u>

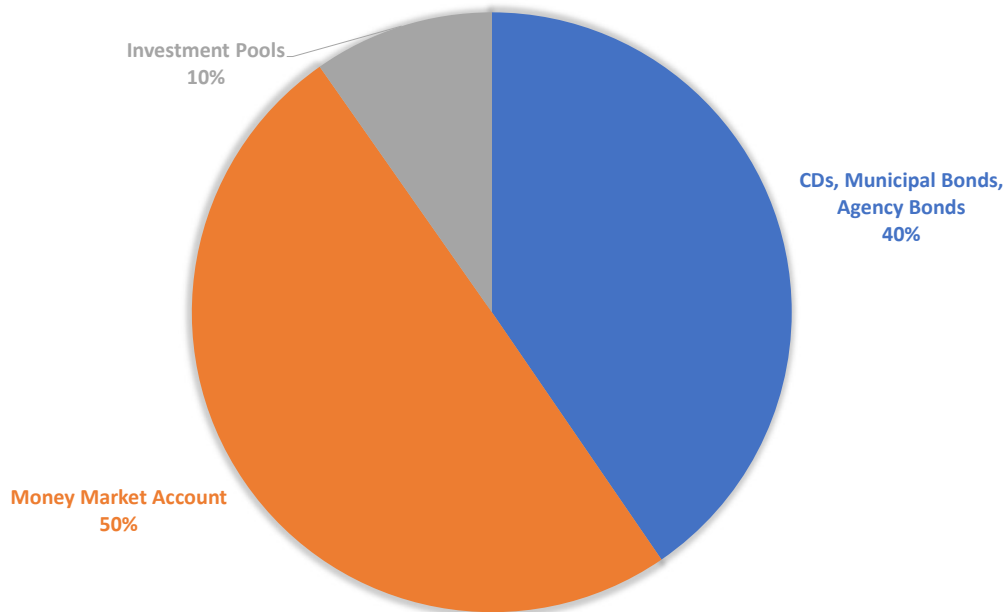


**QUARTERLY INVESTMENTS SUMMARY  
FOR THE PERIOD ENDING 12/31/2022**

**INVESTMENTS FOR GENERAL FUND (Fund 100)**

<u>Custodian</u>	<u>General Ledger Acct #</u>	<u>Account Name</u>	<u>Amount</u>	<u>% of Fund</u>
<b>CDs, Municipal Bonds, Agency Bonds</b>				
<b>TIB Capital Markets</b>	100-0-200.07	BECKER-BEST MUSEUM FUNDS	77,142.45	
	100-0-200.09	VOLUNTARY FIRE FUND	75,583.63	
	100-0-200.10	LIBRARY INV - MADELEY EST.	11,680.20	
	100-0-200.12	VOLUNTARY PARK FUND	99,786.54	
	100-0-200.18	ANIMAL SHELTER DONATIONS	24,020.78	
	100-0-200.19	GRACE PARK FUND	40,690.39	
	100-0-200.21	SIDEWALK FEE IN LIEU OF	99,976.91	
	100-0-200.22	EQUIPMENT ESCROW	2,037,420.52	
<b>Total CDs, Municipal Bonds, Agency Bonds</b>			<b>2,466,301.40</b>	<b>40%</b>
<b>Money Market Account</b>				
<b>Citizens State Bank</b>	100-0-200.06	O & M RESERVE INVESTMENTS	3,040,793.51	50%
<b>Investment Pools</b>				
<b>TexSTAR</b>	100-0-200.04	O & M RESERVE - TEXSTAR	80,299.68	
<b>TexasCLASS</b>	100-0-200.11	STREET & DRAINAGE INV.	433,115.45	
<b>TexPool</b>	100-0-200.05	O & M RESERVE - TEXPOOL	80,496.41	
<b>Total Investment Pools</b>			<b>593,911.54</b>	<b>10%</b>
<b>TOTAL GENERAL FUND INVESTMENTS</b>			<b>6,101,006.45</b>	

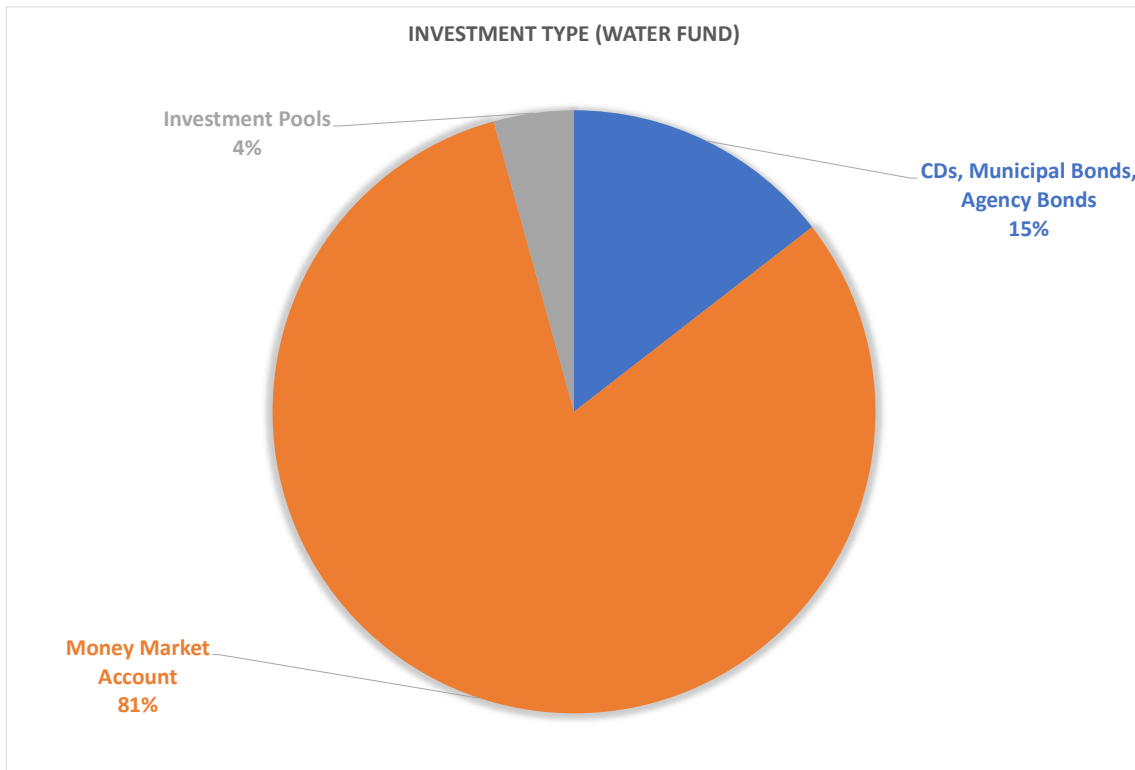
**INVESTMENT TYPE (GENERAL FUND)**



**QUARTERLY INVESTMENTS SUMMARY  
FOR THE PERIOD ENDING 12/31/2022**

**INVESTMENTS FOR WATER FUND (Fund 200)**

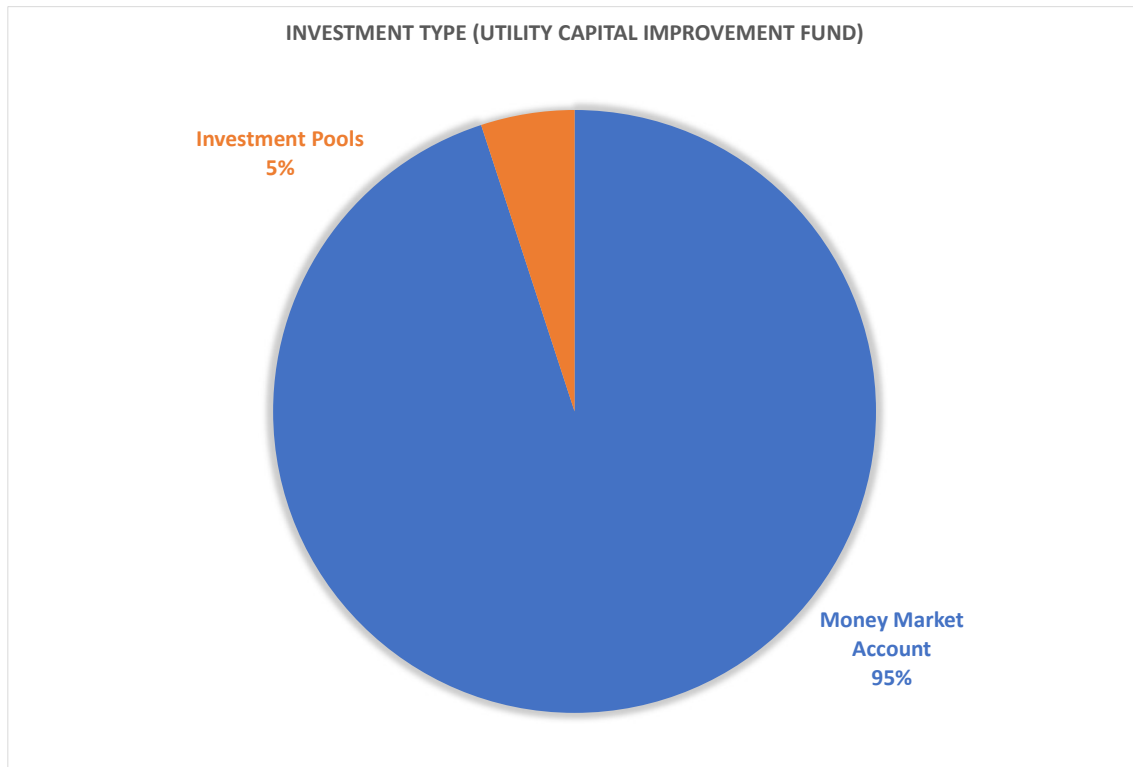
<u>Custodian</u>	<u>General Ledger Acct #</u>	<u>Account Name</u>	<u>Amount</u>	<u>% of Fund</u>
<b>CDs, Municipal Bonds, Agency Bonds</b>				
TIB Capital Markets	200-0-200.00	INVESTMENTS METER DEPOSITS	135,631.36	14%
<b>Money Market Account</b>				
Citizens State Bank	200-0-200.06	O & M RESERVE INVESTMENTS	760,197.87	81%
<b>Investment Pools</b>				
TexSTAR	200-0-200.04	O & M RESERVE - TEXSTAR	20,074.92	
TexPool	200-0-200.05	O & M RESERVE - TEXPOOL	20,124.09	
<b>Total Investment Pools</b>			<u>40,199.01</u>	4%
<b>TOTAL WATER FUND INVESTMENTS</b>			<b>936,028.24</b>	



**QUARTERLY INVESTMENTS SUMMARY  
FOR THE PERIOD ENDING 12/31/2022**

**INVESTMENTS FOR UTILITY CAPITAL IMPROVEMENT FUND (Fund 210)**

<u>Custodian</u>	<u>General Ledger Acct #</u>	<u>Account Name</u>	<u>Amount</u>	<u>% of Fund</u>
<b>Money Market Account</b>				
Citizens State Bank	210-0-200.06	O & M RESERVE INVESTMENTS	253,398.44	95%
<b>Investment Pools</b>				
TexSTAR	210-0-200.04	O & M RESERVE - TEXSTAR	6,691.64	
TexPool	210-0-200.05	O & M RESERVE - TEXPOOL	6,708.01	
<b>Total Investment Pools</b>			<u>13,399.65</u>	5%
<b>TOTAL UTILITY CAPITAL IMPROVEMENT FUND INVESTMENTS</b>			<b>266,798.09</b>	

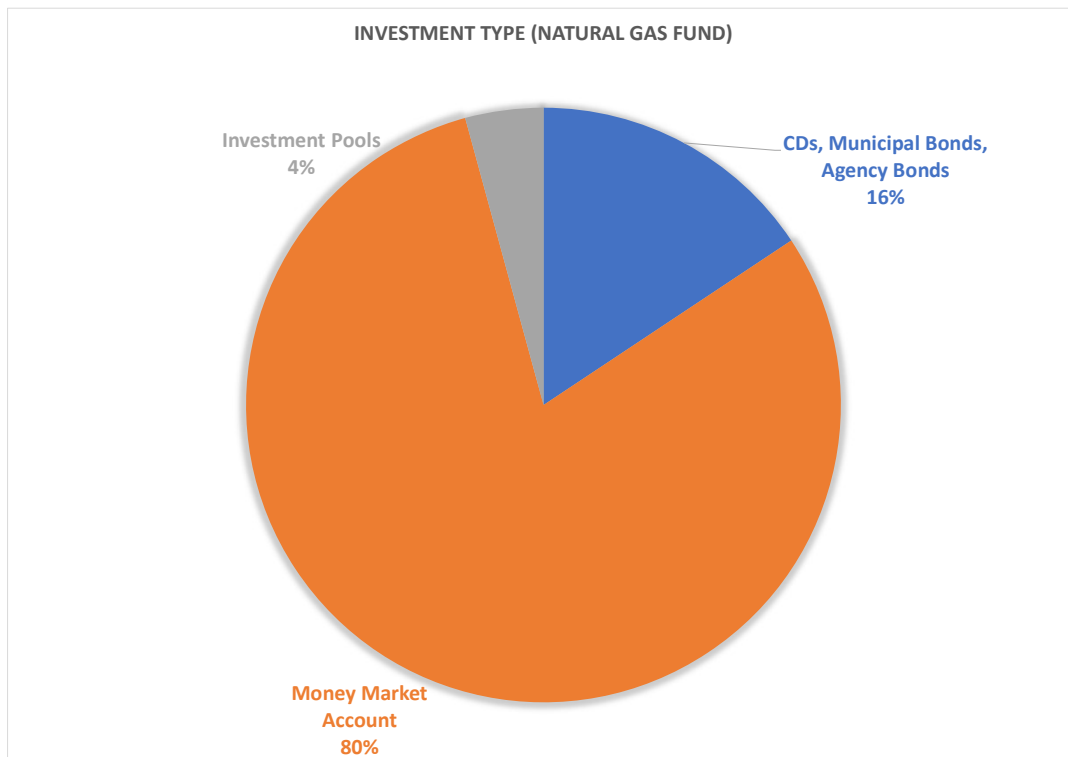




**QUARTERLY INVESTMENTS SUMMARY  
FOR THE PERIOD ENDING 12/31/2022**

**INVESTMENTS FOR NATURAL GAS FUND (Fund 300)**

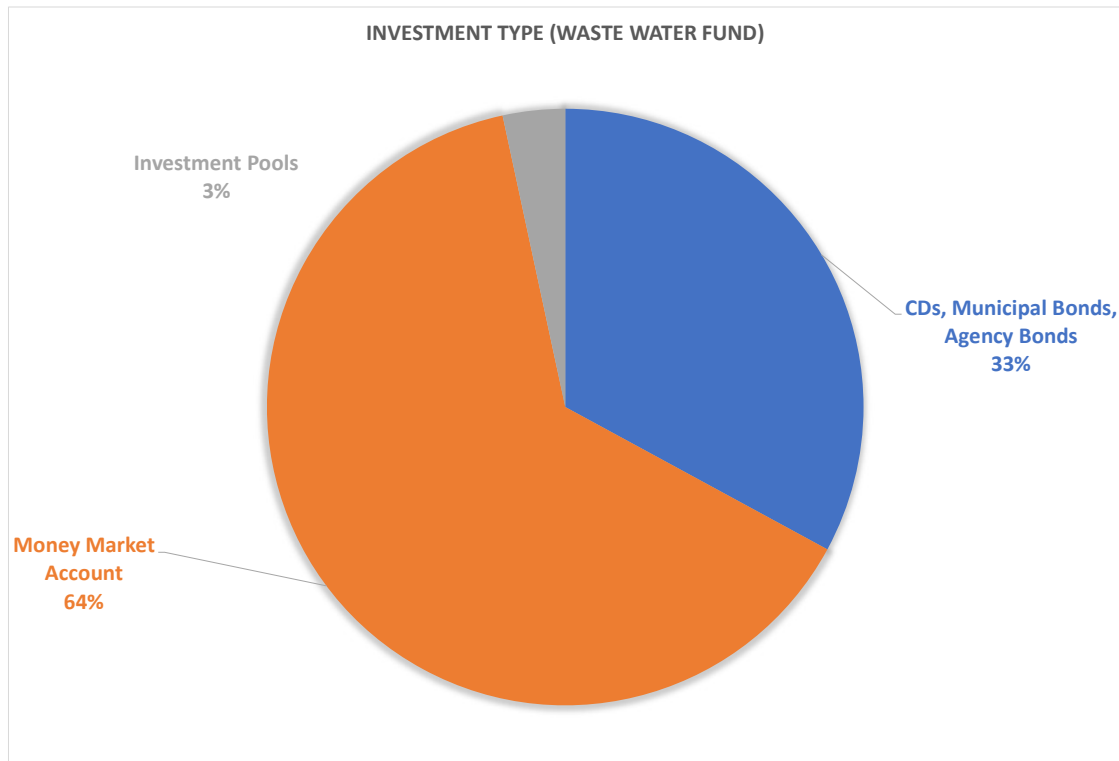
<u>Custodian</u>	<u>General Ledger Acct #</u>	<u>Account Name</u>	<u>Amount</u>	<u>% of Fund</u>
<b>CDs, Municipal Bonds, Agency Bonds</b>				
TIB Capital Markets	300-0-200.00	INVESTMENTS METER DEPOSITS	85,115.39	
	300-0-200.04	JR.LIEN RESERVE INV-MTG ASSN	14,122.96	
<b>Total CDs, Municipal Bonds, Agency Bonds</b>			99,238.35	16%
<b>Money Market Account</b>				
Citizens State Bank	300-0-200.06	O & M RESERVE INVESTMENTS	506,798.98	80%
<b>Investment Pools</b>				
TexSTAR	300-0-201.04	O & M RESERVE - TEXSTAR	13,383.28	
TexPool	300-0-201.05	O & M RESERVE - TEXPOOL	13,416.07	
<b>Total Investment Pools</b>			26,799.35	4%
<b>TOTAL NATURAL GAS FUND INVESTMENTS</b>			<b>632,836.68</b>	



**QUARTERLY INVESTMENTS SUMMARY  
FOR THE PERIOD ENDING 12/31/2022**

**INVESTMENTS FOR WASTE WATER FUND (Fund 400)**

<u>Custodian</u>	<u>General Ledger Acct #</u>	<u>Account Name</u>	<u>Amount</u>	<u>% of Fund</u>
<b>CDs, Municipal Bonds, Agency Bonds</b>				
TIB Capital Markets	400-0-200.02	SW SYSTEM IMPROVEMENTS INV	261,800.65	33%
<b>Money Market Account</b>				
Citizens State Bank	400-0-200.06	O & M RESERVE INVESTMENTS	506,798.98	64%
<b>Investment Pools</b>				
TexSTAR	400-0-200.04	O & M RESERVE - TEXSTAR	13,383.28	
TexPool	400-0-200.05	O & M RESERVE - TEXPOOL	13,416.07	
<b>Total Investment Pools</b>			<u>26,799.35</u>	3%
<b>TOTAL WASTE WATER FUND INVESTMENTS</b>			<b>795,398.98</b>	



**QUARTERLY INVESTMENTS SUMMARY  
FOR THE PERIOD ENDING 12/31/2022**


**INVESTMENTS FOR CEMETERY PERMANENT FUND (Fund 520)**

<u>Custodian</u>	<u>General Ledger Acct #</u>	<u>Account Name</u>	<u>Amount</u>	<u>% of Fund</u>
<b>CDs, Municipal Bonds, Agency Bonds</b>				
TIB Capital Markets	520-0-201.00	OAKLAND CEM PERT TRUST	366,198.69	
	520-0-201.05	CEMETERY STREET FUND	268.03	
<b>Total CDs, Municipal Bonds, Agency Bonds</b>			<u>366,466.71</u>	100%

**TOTAL CEMETERY PERMANENT FUND INVESTMENTS**

**366,466.71**

**INVESTMENT TYPE (CEMETERY PERMANENT FUND)**



**CDs, Municipal  
Bonds, Agency Bonds  
100%**

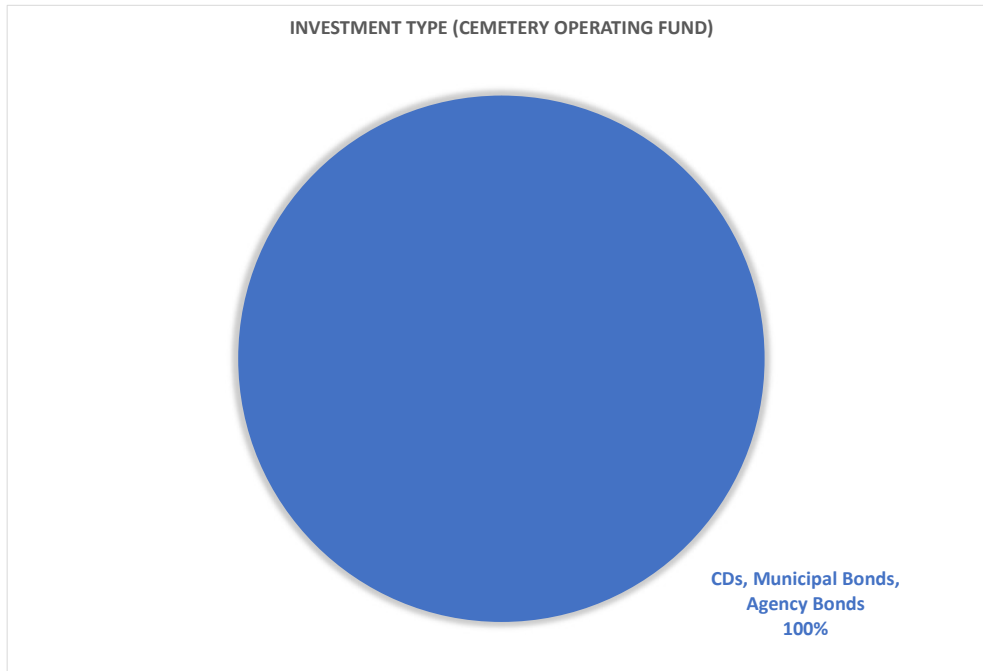
**QUARTERLY INVESTMENTS SUMMARY  
FOR THE PERIOD ENDING 12/31/2022**

**INVESTMENTS FOR CEMETERY OPERATING FUND (Fund 525)**

<u>Custodian</u>	<u>General Ledger Acct #</u>	<u>Account Name</u>	<u>Amount</u>	<u>% of Fund</u>
<b>CDs, Municipal Bonds, Agency Bonds</b>				
TIB Capital Markets	525-0-201.05	CEMETERY STREET FUND-INV	126,449.07	
	525-0-201.06	CEM-JESSIE MAE BODE FUND	19,727.65	
<b>Total CDs, Municipal Bonds, Agency Bonds</b>			<u>146,176.72</u>	100%

**TOTAL CEMETERY OPERATING FUND INVESTMENTS**

**146,176.72**



QUARTERLY INVESTMENTS SUMMARY  
FOR THE PERIOD ENDING 12/31/2022


INVESTMENT FOR GRANT FUND (Fund 540)

<u>Custodian</u>	<u>General Ledger Acct #</u>	<u>Account Name</u>	<u>Amount</u>	<u>% of Fund</u>
<i>Investment Pools</i> TexasCLASS	540-0-200.20	AMERICAN RESCUE	1,009,231.86	100%

**TOTAL GRANT FUND INVESTMENTS**

**1,009,231.86**

INVESTMENT TYPE (GRANT FUND)



Investment Pools  
100%

QUARTERLY INVESTMENTS SUMMARY  
FOR THE PERIOD ENDING 12/31/2022


INVESTMENT FOR CAPITAL PROJECTS FUND (Fund 905)

<u>Custodian</u>	<u>General Ledger Acct #</u>	<u>Account Name</u>	<u>Amount</u>	<u>% of Fund</u>
<b>Investment Pools</b>				
TexasCLASS	905-0-200.20	Capital Fund 2022	6,774,119.77	100%

**TOTAL CAPITAL PROJECTS FUND INVESTMENTS**

**6,774,119.77**

INVESTMENT TYPE (CAPITAL PROJECTS FUND)



Investment Pools  
100%

TIB  
P.O. BOX 560528  
DALLAS, TX 75356-0528

As of 10/31/2022  
Sales Representative: Michael W Boydston



## Verification Statement

---

Account No: 599762

CITIZENS STATE BANK  
H/F CITY OF NAVASOTA  
P.O. BOX 518  
SOMERVILLE, TX 77879

\* The information included on this statement is based upon settlement date rather than entered date.

Security Receipt	Trade Date Settlement Date	Cost Basis	Par/Shares Original Face	Description Rate, Maturity	Principal Cost Market Value	Date Priced
02007GNN9 163016419	02/02/2022 02/10/2022	100.000000	248,000.00 .00	ALLY BANK CD 1.20, 02/10/2025	248,000.00 N/A	
02589ABL5 163017585	02/23/2022 03/02/2022	100.000000	248,000.00 .00	AMERICAN EXPR NATL BK CD 1.60, 03/04/2024	248,000.00 N/A	
05580AE26 245055098	09/21/2021 09/24/2021	100.000000	245,000.00 .00	BMW BANK NA CD .65, 09/24/2024	245,000.00 N/A	
05600XCP3 245045568	03/30/2021 04/13/2021	100.000000	245,000.00 .00	BMO HARRIS BANK NA CD 1.00, 04/13/2026	245,000.00 N/A	
066519QT9 245045565	03/30/2021 04/01/2021	100.000000	245,000.00 .00	BANKUNITED NA CD .95, 03/31/2026	245,000.00 N/A	
07371AXP3 163016417	02/03/2022 02/16/2022	100.000000	248,000.00 .00	BEAL BK PLANO TX 1.50, 02/10/2027	248,000.00 N/A	
229831JL7 163017374	02/04/2022 03/02/2022	112.452000	260,000.00 .00	CUERO TX ISD REF GP BDQ 5.00, 08/15/2025	292,375.20 N/A	
254673B70 257004989	04/22/2022 04/27/2022	100.000000	246,000.00 .00	DISCOVER BK CD 2.80, 04/28/2025	246,000.00 N/A	
31418ANE4 241005843	12/06/2017 12/18/2017	N/A	878.26 1,050,000.00	FNMA #MA1288 2.00, 12/01/2022	874.42 N/A	
38149MA94 245055099	09/21/2021 09/29/2021	100.000000	245,000.00 .00	GOLDMAN SACHS BANK CD 1.05, 09/29/2026	245,000.00 N/A	
48128UZC6 245043134	02/09/2021 02/17/2021	100.000000	245,000.00 .00	JPMORGAN CHASE BK NA CD .50, 02/17/2026	245,000.00 N/A	
61768U4A2 257004990	04/11/2022 04/29/2022	100.000000	246,000.00 .00	MORGAN STANLEY PRIVATE BK CD 3.00, 04/29/2027	246,000.00 N/A	
752754PG0 163019398	04/05/2022 04/07/2022	94.346000	250,000.00 .00	RANDOLPH TWP NJ SD GO 1.10, 08/01/2025	235,865.00 N/A	
882806HH8 163017375	02/17/2022 02/22/2022	97.275000	500,000.00 .00	TEXAS TECH UNIV REV TAX REF 1.186, 02/15/2026	486,375.00 N/A	
<b>Total USD Par</b>			<b>3,471,878.26</b>	<b>Total USD Cost</b>	<b>3,476,489.62</b>	
<b>Total USD Original Face</b>			<b>4,521,000.00</b>			





TIB  
P.O. BOX 560528  
DALLAS, TX 75356-0528

As of 11/30/2022  
Sales Representative: Michael W Boydston



## Verification Statement

---

Account No: 599762

CITIZENS STATE BANK  
H/F CITY OF NAVASOTA  
P.O. BOX 518  
SOMERVILLE, TX 77879

\* The information included on this statement is based upon settlement date rather than entered date.

Security Receipt	Trade Date Settlement Date	Cost Basis	Par/Shares Original Face	Description Rate, Maturity	Principal Cost Market Value	Date Priced
02007GNN9 163016419	02/02/2022 02/10/2022	100.000000	248,000.00 .00	ALLY BANK CD 1.20, 02/10/2025	248,000.00 N/A	
02589ABL5 163017585	02/23/2022 03/02/2022	100.000000	248,000.00 .00	AMERICAN EXPR NATL BK CD 1.60, 03/04/2024	248,000.00 N/A	
05580AE26 245055098	09/21/2021 09/24/2021	100.000000	245,000.00 .00	BMW BANK NA CD .65, 09/24/2024	245,000.00 N/A	
05600XCP3 245045568	03/30/2021 04/13/2021	100.000000	245,000.00 .00	BMO HARRIS BANK NA CD 1.00, 04/13/2026	245,000.00 N/A	
066519QT9 245045565	03/30/2021 04/01/2021	100.000000	245,000.00 .00	BANKUNITED NA CD .95, 03/31/2026	245,000.00 N/A	
07371AXP3 163016417	02/03/2022 02/16/2022	100.000000	248,000.00 .00	BEAL BK PLANO TX 1.50, 02/10/2027	248,000.00 N/A	
229831JL7 163017374	02/04/2022 03/02/2022	112.452000	260,000.00 .00	CUERO TX ISD REF GP BDQ 5.00, 08/15/2025	292,375.20 N/A	
254673B70 257004989	04/22/2022 04/27/2022	100.000000	246,000.00 .00	DISCOVER BK CD 2.80, 04/28/2025	246,000.00 N/A	
31418ANE4 241005843	12/06/2017 12/18/2017	N/A	131.70 1,050,000.00	FNMA #MA1288 2.00, 12/01/2022	131.12 N/A	
38149MA94 245055099	09/21/2021 09/29/2021	100.000000	245,000.00 .00	GOLDMAN SACHS BANK CD 1.05, 09/29/2026	245,000.00 N/A	
48128UZC6 245043134	02/09/2021 02/17/2021	100.000000	245,000.00 .00	JPMORGAN CHASE BK NA CD .50, 02/17/2026	245,000.00 N/A	
61768U4A2 257004990	04/11/2022 04/29/2022	100.000000	246,000.00 .00	MORGAN STANLEY PRIVATE BK CD 3.00, 04/29/2027	246,000.00 N/A	
752754PG0 163019398	04/05/2022 04/07/2022	94.346000	250,000.00 .00	RANDOLPH TWP NJ SD GO 1.10, 08/01/2025	235,865.00 N/A	
882806HH8 163017375	02/17/2022 02/22/2022	97.275000	500,000.00 .00	TEXAS TECH UNIV REV TAX REF 1.186, 02/15/2026	486,375.00 N/A	
<b>Total USD Par</b>			<b>3,471,131.70</b>	<b>Total USD Cost</b>	<b>3,475,746.32</b>	
<b>Total USD Original Face</b>			<b>4,521,000.00</b>			



TIB  
P.O. BOX 560528  
DALLAS, TX 75356-0528

As of 12/31/2022  
Sales Representative: Michael W Boydston



---

Verification Statement

Account No: 599762

CITIZENS STATE BANK  
H/F CITY OF NAVASOTA  
P.O. BOX 518  
SOMERVILLE, TX 77879

\* The information included on this statement is based upon settlement date rather than entered date.

Security Receipt	Trade Date Settlement Date	Cost Basis	Par/Shares Original Face	Description Rate, Maturity	Principal Cost Market Value	Date Priced
02007GNN9 163016419	02/02/2022 02/10/2022	100.000000	248,000.00 .00	ALLY BANK CD 1.20, 02/10/2025	248,000.00 N/A	
02589ABL5 163017585	02/23/2022 03/02/2022	100.000000	248,000.00 .00	AMERICAN EXPR NATL BK CD 1.60, 03/04/2024	248,000.00 N/A	
05580AE26 245055098	09/21/2021 09/24/2021	100.000000	245,000.00 .00	BMW BANK NA CD .65, 09/24/2024	245,000.00 N/A	
05600XCP3 245045568	03/30/2021 04/13/2021	100.000000	245,000.00 .00	BMO HARRIS BANK NA CD 1.00, 04/13/2026	245,000.00 N/A	
066519QT9 245045565	03/30/2021 04/01/2021	100.000000	245,000.00 .00	BANKUNITED NA CD .95, 03/31/2026	245,000.00 N/A	
07371AXP3 163016417	02/03/2022 02/16/2022	100.000000	248,000.00 .00	BEAL BK PLANO TX 1.50, 02/10/2027	248,000.00 N/A	
229831JL7 163017374	02/04/2022 03/02/2022	112.452000	260,000.00 .00	CUERO TX ISD REF GP BDQ 5.00, 08/15/2025	292,375.20 N/A	
254673B70 257004989	04/22/2022 04/27/2022	100.000000	246,000.00 .00	DISCOVER BK CD 2.80, 04/28/2025	246,000.00 N/A	
38149MA94 245055099	09/21/2021 09/29/2021	100.000000	245,000.00 .00	GOLDMAN SACHS BANK CD 1.05, 09/29/2026	245,000.00 N/A	
48128UZC6 245043134	02/09/2021 02/17/2021	100.000000	245,000.00 .00	JPMORGAN CHASE BK NA CD .50, 02/17/2026	245,000.00 N/A	
61768U4A2 257004990	04/11/2022 04/29/2022	100.000000	246,000.00 .00	MORGAN STANLEY PRIVATE BK CD 3.00, 04/29/2027	246,000.00 N/A	
752754PG0 163019398	04/05/2022 04/07/2022	94.346000	250,000.00 .00	RANDOLPH TWP NJ SD GO 1.10, 08/01/2025	235,865.00 N/A	
882806HH8 163017375	02/17/2022 02/22/2022	97.275000	500,000.00 .00	TEXAS TECH UNIV REV TAX REF 1.186, 02/15/2026	486,375.00 N/A	
Total USD Par			3,471,000.00	Total USD Cost	3,475,615.20	
Total USD Original Face			3,471,000.00			





Date 12/30/22  
Primary Account

Page 1  
20035725

CITY OF NAVASOTA  
CITY MONEY MARKET  
PO BOX 910  
NAVASOTA TX 77868-0910

OUR WIRING INSTRUCTIONS HAVE CHANGED.  
For domestic incoming wires, you now will just use  
CSB's routing number (113112995) and your account number.  
Should you have any questions please call the  
Wire Department at 979-596-1421.

CITY OF NAVASOTA FUNDS		Number of Enclosures	1
Account Number	20035725	Statement Dates	12/01/22 thru 12/31/22
Previous Balance	5,066,995.15	Days in the statement period	31
1 Deposits/Credits	131.92	Average Ledger	5,067,016.42
Checks/Debits	.00		
Service Charge	.00	Interest Earned	860.70
Interest Paid	860.70	Annual Percentage Yield Earned	0.20%
Ending Balance	5,067,987.77	2022 Interest Paid	10,713.95

#### ACTIVITY IN DATE ORDER


Date	Description	Amount
12/27	DDA REGULAR DEPOSIT	131.92
12/31	Interest Deposit	860.70

#### DAILY BALANCE INFORMATION

Date	Balance	Date	Balance	Date	Balance
12/01	5,066,995.15	12/27	5,067,127.07	12/31	5,067,987.77

#### INTEREST RATE SUMMARY

Date	Interest Rate
11/30	0.200000%

 **Citizens**  
State Bank

**CHECKING DEPOSIT**

☒ CASH  
FOLLOWING CASH

SIGN HERE FOR RECEIPT OF CASH

DATE 12/27/22

NAME City of Navasota Money Market

CITY

ACCOUNT NUMBER 20035725

FNMA investment payment 131.92

NET DEPOSIT \$ 131.92

1111112995

DDA REGULAR DEPOSIT Date: 12/27 Amount: \$131.92



Date 11/30/22  
Primary Account

Page 1  
20035725

CITY OF NAVASOTA  
CITY MONEY MARKET  
PO BOX 910  
NAVASOTA TX 77868-0910

CITY OF NAVASOTA FUNDS		Number of Enclosures	2
Account Number	20035725	Statement Dates	11/01/22 thru 11/30/22
Previous Balance	5,065,223.16	Days in the statement period	30
2 Deposits/Credits	939.32	Average Ledger	5,065,379.14
Checks/Debits	.00		
Service Charge	.00	Interest Earned	832.67
Interest Paid	832.67	Annual Percentage Yield Earned	0.20%
Ending Balance	5,066,995.15	2022 Interest Paid	9,853.25

#### ACTIVITY IN DATE ORDER


Date	Description	Amount
11/25	DDA REGULAR DEPOSIT	748.02
11/30	DDA REGULAR DEPOSIT	191.30
11/30	Interest Deposit	832.67

#### DAILY BALANCE INFORMATION

Date	Balance	Date	Balance	Date	Balance
11/01	5,065,223.16	11/25	5,065,971.18	11/30	5,066,995.15

#### INTEREST RATE SUMMARY

Date	Interest Rate
10/31	0.200000%

 **CHECKING DEPOSIT**

☒ CASH  
FOLLOWING COM

SIGN HERE FOR RECEIPT OF CASH

DATE 11/25/22

NAME City of Navasota Money Market


CITY

ACCOUNT NUMBER 20035725

NET DEPOSIT \$ 748.02

1113112995

DDA REGULAR DEPOSIT Date: 11/25 Amount: \$748.02

 **CHECKING DEPOSIT**

☒ CASH  
FOLLOWING COM

SIGN HERE FOR RECEIPT OF CASH

DATE 11/30/22

NAME City of Navasota Money Market

CITY

ACCOUNT NUMBER 20035725

NET DEPOSIT \$ 191.30

1113112995

DDA REGULAR DEPOSIT Date: 11/30 Amount: \$191.30





Date 10/31/22  
Primary Account

Page 1  
20035725

CITY OF NAVASOTA  
CITY MONEY MARKET  
PO BOX 910  
NAVASOTA TX 77868-0910

PRIVACY NOTICE-Federal law requires us to tell you how we collect, share and protect your personal information. Our privacy policy has not changed and you may review our policy and practices with respect to your personal information at [www.csbttx.bank](http://www.csbttx.bank) or we will mail you a free copy upon request if you call us at 979-596-1421.

CITY OF NAVASOTA FUNDS		Number of Enclosures	5
Account Number	20035725	Statement Dates	10/03/22 thru 10/31/22
Previous Balance	4,809,545.14	Days in the statement period	29
5 Deposits/Credits	254,823.15	Average Ledger	5,048,111.24
Checks/Debits	.00		
Service Charge	.00	Interest Earned	802.16
Interest Paid	854.87	Annual Percentage Yield Earned	0.20%
Ending Balance	5,065,223.16	2022 Interest Paid	9,020.58

#### ACTIVITY IN DATE ORDER

Date	Description	Amount
10/04	DDA REGULAR DEPOSIT	245,597.06
10/13	DDA REGULAR DEPOSIT	617.53
10/25	DDA REGULAR DEPOSIT	1,257.33
10/27	DDA REGULAR DEPOSIT	3,453.44
10/31	DDA REGULAR DEPOSIT	3,897.79
10/31	Interest Deposit	854.87

#### DAILY BALANCE INFORMATION

Date	Balance	Date	Balance	Date	Balance
10/03	4,809,545.14	10/13	5,055,759.73	10/27	5,060,470.50
10/04	5,055,142.20	10/25	5,057,017.06	10/31	5,065,223.16

#### INTEREST RATE SUMMARY

Date	Interest Rate
10/02	0.200000%

**Citizens State Bank** CHECKING DEPOSIT

☒ CASH ☐ DEPOSIT

SIGN HERE FOR RECEIPT OF CASH

DATE 10/04/22

NAME City of Navasota Money Market

CITY

ACCOUNT NUMBER 20035725

NET DEPOSIT \$ 245597.06

1113112995

DDA REGULAR DEPOSIT Date: 10/04 Amount: \$245,597.06

**Citizens State Bank** CHECKING DEPOSIT

☒ CASH ☐ DEPOSIT

SIGN HERE FOR RECEIPT OF CASH

DATE 10/25/22

NAME City of Navasota Money Market

CITY

ACCOUNT NUMBER 20035725

NET DEPOSIT \$ 1257.33

1113112995

DDA REGULAR DEPOSIT Date: 10/25 Amount: \$1,257.33

**Citizens State Bank** CHECKING DEPOSIT

☒ CASH ☐ DEPOSIT

SIGN HERE FOR RECEIPT OF CASH

DATE 10/31/22

NAME City of Navasota Money Market

CITY

ACCOUNT NUMBER 20035725

NET DEPOSIT \$ 3897.79

1113112995

DDA REGULAR DEPOSIT Date: 10/31 Amount: \$3,897.79

**Citizens State Bank** CHECKING DEPOSIT

☒ CASH ☐ DEPOSIT

SIGN HERE FOR RECEIPT OF CASH

DATE 10/13/22

NAME City of Navasota Money Market

CITY

ACCOUNT NUMBER 20035725

NET DEPOSIT \$ 617.53

1113112995

DDA REGULAR DEPOSIT Date: 10/13 Amount: \$617.53

**Citizens State Bank** CHECKING DEPOSIT

☒ CASH ☐ DEPOSIT

SIGN HERE FOR RECEIPT OF CASH

DATE 10/27/22

NAME City of Navasota Money Market

CITY

ACCOUNT NUMBER 20035725

NET DEPOSIT \$ 3453.44

1113112995

DDA REGULAR DEPOSIT Date: 10/27 Amount: \$3,453.44



CITY OF NAVASOTA  
ATTN LANCE HALL  
PO BOX 910  
NAVASOTA TX 77868-0910

## MONTHLY STATEMENT OF ACCOUNT

**ACCOUNT:** 0930102200

**ACCOUNT NAME:** AP FUND

**STATEMENT PERIOD:** 10/01/2022 - 10/31/2022

TEXSTAR MONTHLY SUMMARY: THE AVERAGE MONTHLY RATE WAS 2.8531%. THE AVERAGE WEIGHTED AVERAGE MATURITY WAS 10 DAYS AND THE NET ASSET VALUE FOR 10/31/22 WAS 0.999581.

### MONTHLY ACTIVITY DETAIL

TRANSACTION DATE	DESCRIPTION	CONFIRMATION NUMBER	TRANSACTION AMOUNT	BALANCE
	BEGINNING BALANCE			132,672.80
10/31/2022	MONTHLY POSTING	9999888	321.46	132,994.26
	ENDING BALANCE			132,994.26

### MONTHLY ACCOUNT SUMMARY

BEGINNING BALANCE	132,672.80
TOTAL DEPOSITS	0.00
TOTAL WITHDRAWALS	0.00
TOTAL INTEREST	321.46
ENDING BALANCE	132,994.26
AVERAGE BALANCE	132,672.80

### ACTIVITY SUMMARY (YEAR-TO-DATE)

ACCOUNT NAME	DEPOSITS	WITHDRAWALS	INTEREST
AP FUND	0.00	0.00	1,175.27



CITY OF NAVASOTA  
ATTN LANCE HALL  
PO BOX 910  
NAVASOTA TX 77868-0910

## MONTHLY STATEMENT OF ACCOUNT

**ACCOUNT:** 0930102200

**ACCOUNT NAME:** AP FUND

**STATEMENT PERIOD:** 11/01/2022 - 11/30/2022

TEXSTAR MONTHLY SUMMARY: THE AVERAGE MONTHLY RATE WAS 3.5588%. THE AVERAGE WEIGHTED AVERAGE MATURITY WAS 6 DAYS AND THE NET ASSET VALUE FOR 11/30/22 WAS 0.999722.

### MONTHLY ACTIVITY DETAIL

TRANSACTION DATE	DESCRIPTION	CONFIRMATION NUMBER	TRANSACTION AMOUNT	BALANCE
	BEGINNING BALANCE			132,994.26
11/30/2022	MONTHLY POSTING	9999888	389.01	133,383.27
	ENDING BALANCE			133,383.27

### MONTHLY ACCOUNT SUMMARY

BEGINNING BALANCE	132,994.26
TOTAL DEPOSITS	0.00
TOTAL WITHDRAWALS	0.00
TOTAL INTEREST	389.01
ENDING BALANCE	133,383.27
AVERAGE BALANCE	132,994.26

### ACTIVITY SUMMARY (YEAR-TO-DATE)

ACCOUNT NAME	DEPOSITS	WITHDRAWALS	INTEREST
AP FUND	0.00	0.00	1,564.28



CITY OF NAVASOTA  
ATTN JASON B WEEKS  
PO BOX 910  
NAVASOTA TX 77868-0910

## MONTHLY STATEMENT OF ACCOUNT

**ACCOUNT:** 0930102200

**ACCOUNT NAME:** AP FUND

**STATEMENT PERIOD:** 12/01/2022 - 12/31/2022

TEXSTAR MONTHLY SUMMARY: THE AVERAGE MONTHLY RATE WAS 3.9681%. THE AVERAGE WEIGHTED AVERAGE MATURITY WAS 5 DAYS AND THE NET ASSET VALUE FOR 12/30/22 WAS 0.999855.

### MONTHLY ACTIVITY DETAIL


TRANSACTION DATE	DESCRIPTION	CONFIRMATION NUMBER	TRANSACTION AMOUNT	BALANCE
	BEGINNING BALANCE			133,383.27
12/30/2022	MONTHLY POSTING	9999888	449.53	133,832.80
	ENDING BALANCE			133,832.80

### MONTHLY ACCOUNT SUMMARY

BEGINNING BALANCE	133,383.27
TOTAL DEPOSITS	0.00
TOTAL WITHDRAWALS	0.00
TOTAL INTEREST	449.53
ENDING BALANCE	133,832.80
AVERAGE BALANCE	133,383.27

### ACTIVITY SUMMARY (YEAR-TO-DATE)

ACCOUNT NAME	DEPOSITS	WITHDRAWALS	INTEREST
AP FUND	0.00	0.00	2,013.81



# Summary Statement

October 31, 2022

Page 1 of 4

Investor ID: TX-01-0484

0000355-0006092 PDF 468700


City of Navasota  
PO Box 910 200 E McAlpine  
Navasota, TX 77868

## Texas CLASS

### Texas CLASS

Average Monthly Yield: 3.2287%

		Beginning Balance	Contributions	Withdrawals	Income Earned	Income Earned YTD	Average Daily Balance	Month End Balance
TX-01-0484-0001	NAVASOTA 01	428,987.84	0.00	0.00	1,177.89	4,590.39	429,606.67	430,165.73
TX-01-0484-0002	ARPA	999,613.76	0.00	0.00	2,744.65	9,979.80	1,001,055.74	1,002,358.41
TOTAL		1,428,601.60	0.00	0.00	3,922.54	14,570.19	1,430,662.41	1,432,524.14



# Account Statement

October 31, 2022

Page 2 of 4

Account Number: TX-01-0484-0001

NAVASOTA 01


## Account Summary

Average Monthly Yield: 3.2287%

	Beginning Balance	Contributions	Withdrawals	Income Earned	Income Earned YTD	Average Daily Balance	Month End Balance
Texas CLASS	428,987.84	0.00	0.00	1,177.89	4,590.39	429,606.67	430,165.73

## Transaction Activity

Transaction Date	Transaction Description	Contributions	Withdrawals	Balance	Transaction Number
10/01/2022	Beginning Balance			428,987.84	
10/31/2022	Income Dividend Reinvestment	1,177.89			
10/31/2022	Ending Balance			430,165.73	



# Account Statement

October 31, 2022

Page 3 of 4

Account Number: TX-01-0484-0002

## ARPA

## Account Summary


Average Monthly Yield: 3.2287%

	Beginning Balance	Contributions	Withdrawals	Income Earned	Income Earned YTD	Average Daily Balance	Month End Balance
Texas CLASS	999,613.76	0.00	0.00	2,744.65	9,979.80	1,001,055.74	1,002,358.41

## Transaction Activity

Transaction Date	Transaction Description	Contributions	Withdrawals	Balance	Transaction Number
10/01/2022	Beginning Balance			999,613.76	
10/31/2022	Income Dividend Reinvestment	2,744.65			
10/31/2022	Ending Balance			1,002,358.41	






## Texas CLASS

## Texas CLASS

Date	Dividend Rate	Daily Yield
10/01/2022	0.000000000	3.1427%
10/02/2022	0.000000000	3.1427%
10/03/2022	0.000085364	3.1164%
10/04/2022	0.000085846	3.1334%
10/05/2022	0.000086574	3.1600%
10/06/2022	0.000087311	3.1868%
10/07/2022	0.000350608	3.1992%
10/08/2022	0.000000000	3.1993%
10/09/2022	0.000000000	3.1993%
10/10/2022	0.000000000	3.1993%
10/11/2022	0.000087829	3.2057%
10/12/2022	0.000087872	3.2073%
10/13/2022	0.000087562	3.1960%
10/14/2022	0.000263988	3.2119%
10/15/2022	0.000000000	3.2118%
10/16/2022	0.000000000	3.2118%
10/17/2022	0.000088258	3.2216%
10/18/2022	0.000088232	3.2205%
10/19/2022	0.000088440	3.2281%
10/20/2022	0.000088839	3.2426%
10/21/2022	0.000267576	3.2548%
10/22/2022	0.000000000	3.2555%
10/23/2022	0.000000000	3.2555%
10/24/2022	0.000089717	3.2747%
10/25/2022	0.000089783	3.2769%
10/26/2022	0.000090149	3.2897%
10/27/2022	0.000090824	3.3151%
10/28/2022	0.000273639	3.3293%
10/29/2022	0.000000000	3.3293%
10/30/2022	0.000000000	3.3293%
10/31/2022	0.000091599	3.3434%

Performance results are shown net of all fees and expenses and reflect the reinvestment of dividends and other earnings. Many factors affect performance including changes in market conditions and interest rates and in response to other economic, political, or financial developments. Investment involves risk including the possible loss of principal. No assurance can be given that the performance objectives of a given strategy will be achieved. **Past performance is no guarantee of future results. Any financial and/or investment decision may incur losses.**



# Summary Statement

November 30, 2022

Page 1 of 4

Investor ID: TX-01-0484

0000355-0006133 PDF 478962


City of Navasota  
PO Box 910 200 E McAlpine  
Navasota, TX 77868

## Texas CLASS

### Texas CLASS

Average Monthly Yield: 3.8546%

		Beginning Balance	Contributions	Withdrawals	Income Earned	Income Earned YTD	Average Daily Balance	Month End Balance
TX-01-0484-0001	NAVASOTA 01	430,165.73	0.00	0.00	1,364.84	5,955.23	430,879.16	431,530.57
TX-01-0484-0002	ARPA	1,002,358.41	0.00	0.00	3,180.34	13,160.14	1,004,020.82	1,005,538.75
TOTAL		1,432,524.14	0.00	0.00	4,545.18	19,115.37	1,434,899.98	1,437,069.32



# Account Statement

November 30, 2022

Page 2 of 4

Account Number: TX-01-0484-0001

NAVASOTA 01


## Account Summary

Average Monthly Yield: 3.8546%

	Beginning Balance	Contributions	Withdrawals	Income Earned	Income Earned YTD	Average Daily Balance	Month End Balance
Texas CLASS	430,165.73	0.00	0.00	1,364.84	5,955.23	430,879.16	431,530.57

## Transaction Activity

Transaction Date	Transaction Description	Contributions	Withdrawals	Balance	Transaction Number
11/01/2022	Beginning Balance			430,165.73	
11/30/2022	Income Dividend Reinvestment	1,364.84			
11/30/2022	Ending Balance			431,530.57	



## Account Statement

November 30, 2022

Page 3 of 4

Account Number: TX-01-0484-0002

### ARPA

### Account Summary

Average Monthly Yield: 3.8546%

	Beginning Balance	Contributions	Withdrawals	Income Earned	Income Earned YTD	Average Daily Balance	Month End Balance
Texas CLASS	1,002,358.41	0.00	0.00	3,180.34	13,160.14	1,004,020.82	1,005,538.75

### Transaction Activity

Transaction Date	Transaction Description	Contributions	Withdrawals	Balance	Transaction Number
11/01/2022	Beginning Balance			1,002,358.41	
11/30/2022	Income Dividend Reinvestment	3,180.34			
11/30/2022	Ending Balance			1,005,538.75	




## Texas CLASS

## Texas CLASS

Date	Dividend Rate	Daily Yield
11/01/2022	0.000091705	3.3472%
11/02/2022	0.000091847	3.3524%
11/03/2022	0.000093806	3.4239%
11/04/2022	0.000300420	3.6551%
11/05/2022	0.000000000	3.6551%
11/06/2022	0.000000000	3.6551%
11/07/2022	0.000104833	3.8264%
11/08/2022	0.000105393	3.8468%
11/09/2022	0.000105885	3.8648%
11/10/2022	0.000426588	3.8926%
11/11/2022	0.000000000	3.8926%
11/12/2022	0.000000000	3.8926%
11/13/2022	0.000000000	3.8926%
11/14/2022	0.000106903	3.9020%
11/15/2022	0.000107458	3.9223%
11/16/2022	0.000107932	3.9398%
11/17/2022	0.000108295	3.9527%
11/18/2022	0.000324666	3.9501%
11/19/2022	0.000000000	3.9501%
11/20/2022	0.000000000	3.9501%
11/21/2022	0.000108347	3.9547%
11/22/2022	0.000108863	3.9735%
11/23/2022	0.000218576	3.9890%
11/24/2022	0.000000000	3.9890%
11/25/2022	0.000327444	3.9839%
11/26/2022	0.000000000	3.9839%
11/27/2022	0.000000000	3.9839%
11/28/2022	0.000109187	3.9854%
11/29/2022	0.000109824	4.0086%
11/30/2022	0.000110208	4.0226%

Performance results are shown net of all fees and expenses and reflect the reinvestment of dividends and other earnings. Many factors affect performance including changes in market conditions and interest rates and in response to other economic, political, or financial developments. Investment involves risk including the possible loss of principal. No assurance can be given that the performance objectives of a given strategy will be achieved. **Past performance is no guarantee of future results. Any financial and/or investment decision may incur losses.**



# Summary Statement

December 31, 2022

Page 1 of 5

Investor ID: TX-01-0484

0000356-0006183 PDFT 488780


City of Navasota  
PO Box 910 200 E McAlpine  
Navasota, TX 77868

## Texas CLASS

### Texas CLASS

Average Monthly Yield: 4.3170%

		Beginning Balance	Contributions	Withdrawals	Income Earned	Income Earned YTD	Average Daily Balance	Month End Balance
TX-01-0484-0001	NAVASOTA 01	431,530.57	0.00	0.00	1,584.88	7,540.11	432,355.96	433,115.45
TX-01-0484-0002	ARPA	1,005,538.75	0.00	0.00	3,693.11	16,853.25	1,007,462.07	1,009,231.86
TX-01-0484-0006	Capital Fund 2022	0.00	6,760,000.00	0.00	14,119.77	14,119.77	3,711,441.17	6,774,119.77
TOTAL		1,437,069.32	6,760,000.00	0.00	19,397.76	38,513.13	5,151,259.20	8,216,467.08



## Account Statement

December 31, 2022

Page 2 of 5

Account Number: TX-01-0484-0001

NAVASOTA 01


### Account Summary

Average Monthly Yield: 4.3170%

	Beginning Balance	Contributions	Withdrawals	Income Earned	Income Earned YTD	Average Daily Balance	Month End Balance
Texas CLASS	431,530.57	0.00	0.00	1,584.88	7,540.11	432,355.96	433,115.45

### Transaction Activity

Transaction Date	Transaction Description	Contributions	Withdrawals	Balance	Transaction Number
12/01/2022	Beginning Balance			431,530.57	
12/31/2022	Income Dividend Reinvestment	1,584.88			
12/31/2022	Ending Balance			433,115.45	



## Account Statement

December 31, 2022

Page 3 of 5

Account Number: TX-01-0484-0002

### ARPA

### Account Summary


Average Monthly Yield: 4.3170%

	Beginning Balance	Contributions	Withdrawals	Income Earned	Income Earned YTD	Average Daily Balance	Month End Balance
Texas CLASS	1,005,538.75	0.00	0.00	3,693.11	16,853.25	1,007,462.07	1,009,231.86

### Transaction Activity

Transaction Date	Transaction Description	Contributions	Withdrawals	Balance	Transaction Number
12/01/2022	Beginning Balance			1,005,538.75	
12/31/2022	Income Dividend Reinvestment	3,693.11			
12/31/2022	Ending Balance			1,009,231.86	





## Account Statement

December 31, 2022

Page 4 of 5

Account Number: TX-01-0484-0006

### Capital Fund 2022

### Account Summary

Average Monthly Yield: 4.3170%

	Beginning Balance	Contributions	Withdrawals	Income Earned	Income Earned YTD	Average Daily Balance	Month End Balance
Texas CLASS	0.00	6,760,000.00	0.00	14,119.77	14,119.77	3,711,441.17	6,774,119.77

### Transaction Activity

Transaction Date	Transaction Description	Contributions	Withdrawals	Balance	Transaction Number
12/15/2022	Contribution	6,760,000.00			6563273
12/31/2022	Income Dividend Reinvestment	14,119.77			
12/31/2022	Ending Balance			6,774,119.77	



## Texas CLASS

## Texas CLASS

Date	Dividend Rate	Daily Yield
12/01/2022	0.000110777	4.0434%
12/02/2022	0.000335097	4.0770%
12/03/2022	0.000000000	4.0770%
12/04/2022	0.000000000	4.0770%
12/05/2022	0.000112185	4.0948%
12/06/2022	0.000112195	4.0951%
12/07/2022	0.000112616	4.1105%
12/08/2022	0.000113271	4.1344%
12/09/2022	0.000340875	4.1473%
12/10/2022	0.000000000	4.1473%
12/11/2022	0.000000000	4.1473%
12/12/2022	0.000114031	4.1624%
12/13/2022	0.000114054	4.1629%
12/14/2022	0.000114551	4.1812%
12/15/2022	0.000116411	4.2490%
12/16/2022	0.000364182	4.4309%
12/17/2022	0.000000000	4.4309%
12/18/2022	0.000000000	4.4309%
12/19/2022	0.000123975	4.5251%
12/20/2022	0.000123654	4.5134%
12/21/2022	0.000123551	4.5096%
12/22/2022	0.000123305	4.5006%
12/23/2022	0.000493196	4.5004%
12/24/2022	0.000000000	4.5004%
12/25/2022	0.000000000	4.5004%
12/26/2022	0.000000000	4.5004%
12/27/2022	0.000123258	4.4989%
12/28/2022	0.000123821	4.5195%
12/29/2022	0.000123740	4.5165%
12/30/2022	0.000247730	4.5211%
12/31/2022	0.000000000	4.5211%

Performance results are shown net of all fees and expenses and reflect the reinvestment of dividends and other earnings. Many factors affect performance including changes in market conditions and interest rates and in response to other economic, political, or financial developments. Investment involves risk including the possible loss of principal. No assurance can be given that the performance objectives of a given strategy will be achieved. **Past performance is no guarantee of future results. Any financial and/or investment decision may incur losses.**

TexPool Participant Services  
1001 Texas Avenue, Suite 1150  
Houston, TX 77002



CITY OF NAVASOTA  
AP FUND II  
ATTN LANCE HALL  
PO BOX 910  
NAVASOTA TX 77868-0910

## Participant Statement

**Statement Period** 10/01/2022 - 10/31/2022

**Customer Service** 1-866-TEX-POOL  
**Location ID** 000079076  
**Investor ID** 000016023

## TexPool Update

Keep up to date with the latest market talk from our portfolio managers and strategists by visiting the Insights page of TexPool.com.

### TexPool Summary

Pool Name	Beginning Balance	Total Deposits	Total Withdrawals	Total Interest	Current Balance	Average Balance
Texas Local Government Investment Pool	\$132,981.65	\$0.00	\$0.00	\$331.33	\$133,312.98	\$132,992.34
<b>Total Dollar Value</b>	<b>\$132,981.65</b>	<b>\$0.00</b>	<b>\$0.00</b>	<b>\$331.33</b>	<b>\$133,312.98</b>	

## Portfolio Value

Pool Name	Pool/Account	Market Value (10/01/2022)	Share Price (10/31/2022)	Shares Owned (10/31/2022)	Market Value (10/31/2022)
Texas Local Government Investment Pool	449/7907600001	\$132,981.65	\$1.00	133,312.980	\$133,312.98
<b>Total Dollar Value</b>		<b>\$132,981.65</b>			<b>\$133,312.98</b>

## Interest Summary

Pool Name	Pool/Account	Month-to-Date Interest	Year-to-Date Interest
Texas Local Government Investment Pool	449/7907600001	\$331.33	\$1,248.34
<b>Total</b>		<b>\$331.33</b>	<b>\$1,248.34</b>

## Transaction Detail

### Texas Local Government Investment Pool

**Participant:** CITY OF NAVASOTA

**Pool/Account:** 449/7907600001

Transaction Date	Settlement Date	Transaction Description	Transaction Dollar Amount	Share Price	Shares This Transaction	Shares Owned
10/01/2022	10/01/2022	BEGINNING BALANCE	\$132,981.65	\$1.00		132,981.650
10/31/2022	10/31/2022	MONTHLY POSTING	\$331.33	\$1.00	331.330	133,312.980
<b>Account Value as of 10/31/2022</b>			<b>\$133,312.98</b>	<b>\$1.00</b>		<b>133,312.980</b>



## Participant Statement

CITY OF NAVASOTA  
AP FUND II  
ATTN LANCE HALL  
PO BOX 910  
NAVASOTA TX 77868-0910

Statement Period 11/01/2022 - 11/30/2022

Page 1 of 2

Customer Service 1-866-TEX-POOL  
Location ID 000079076  
Investor ID 000016023

### TexPool Update

Keep up to date with the latest market talk from our portfolio managers and strategists by visiting the Insights page of TexPool.com.

### TexPool Summary

Pool Name	Beginning Balance	Total Deposits	Total Withdrawals	Total Interest	Current Balance	Average Balance
Texas Local Government Investment Pool	\$133,312.98	\$0.00	\$0.00	\$395.66	\$133,708.64	\$133,326.17
<b>Total Dollar Value</b>	<b>\$133,312.98</b>	<b>\$0.00</b>	<b>\$0.00</b>	<b>\$395.66</b>	<b>\$133,708.64</b>	

### Portfolio Value

Pool Name	Pool/Account	Market Value (11/01/2022)	Share Price (11/30/2022)	Shares Owned (11/30/2022)	Market Value (11/30/2022)
Texas Local Government Investment Pool	449/7907600001	\$133,312.98	\$1.00	133,708.640	\$133,708.64
<b>Total Dollar Value</b>		<b>\$133,312.98</b>			<b>\$133,708.64</b>

### Interest Summary

Pool Name	Pool/Account	Month-to-Date Interest	Year-to-Date Interest
Texas Local Government Investment Pool	449/7907600001	\$395.66	\$1,644.00
<b>Total</b>		<b>\$395.66</b>	<b>\$1,644.00</b>



Statement Period 11/01/2022 - 11/30/2022

Page 2 of 2

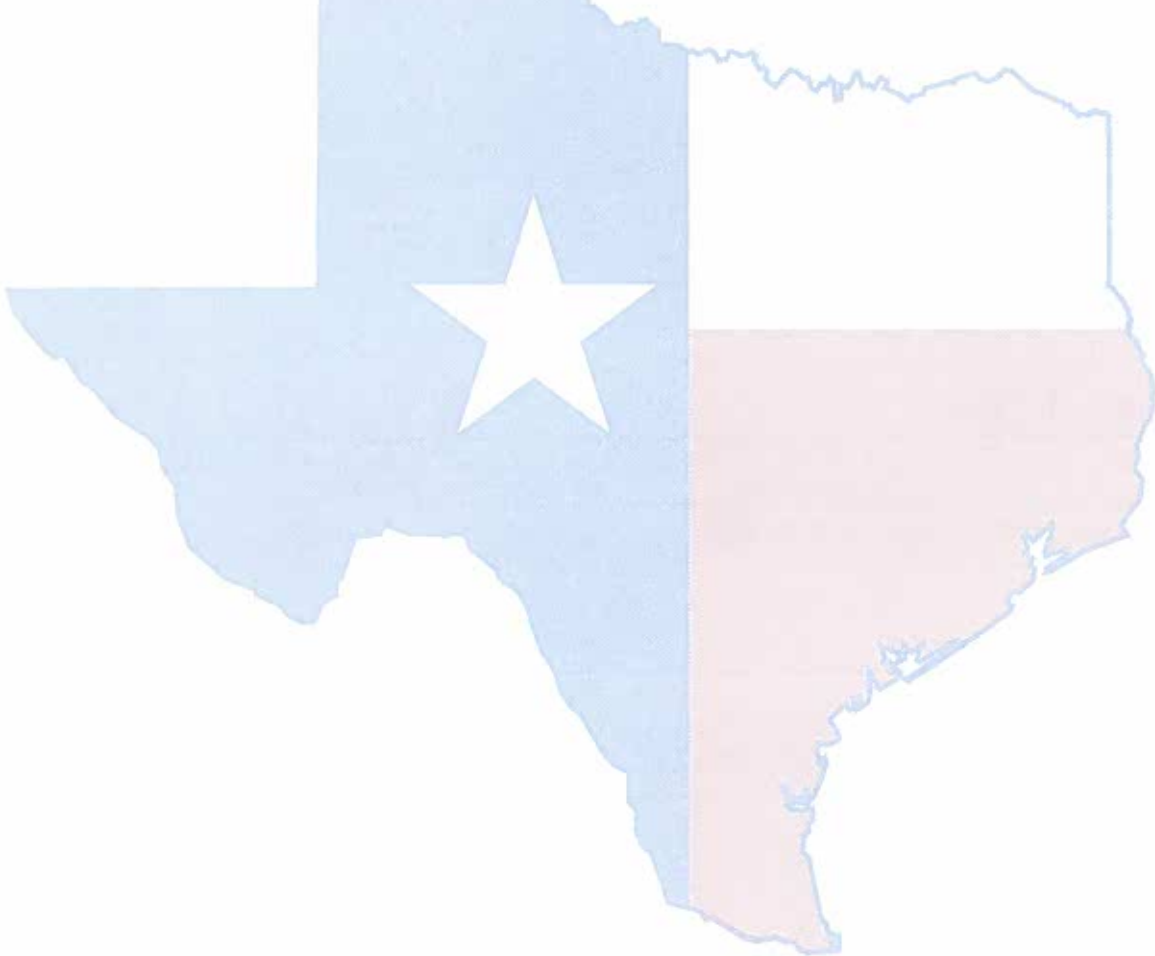
## Transaction Detail

### Texas Local Government Investment Pool

Participant: CITY OF NAVASOTA

Pool/Account: 449/7907600001

Transaction Date	Settlement Date	Transaction Description	Transaction Dollar Amount	Share Price	Shares This Transaction	Shares Owned
11/01/2022	11/01/2022	BEGINNING BALANCE	\$133,312.98	\$1.00		133,312.980
11/30/2022	11/30/2022	MONTHLY POSTING	\$395.66	\$1.00	395.660	133,708.640
Account Value as of 11/30/2022			\$133,708.64	\$1.00		133,708.640





# Participant Statement

CITY OF NAVASOTA  
AP FUND II  
ATTN SUSIE HOMEYER  
PO BOX 910  
NAVASOTA TX 77868-0910

Statement Period 12/01/2022 - 12/31/2022

Page 1 of 2

Customer Service 1-866-TEX-POOL  
Location ID 000079076  
Investor ID 000016023

## TexPool Update

Keep up to date with the latest market talk from our portfolio managers and strategists by visiting the Insights page of TexPool.com.

## TexPool Summary

Pool Name	Beginning Balance	Total Deposits	Total Withdrawals	Total Interest	Current Balance	Average Balance
Texas Local Government Investment Pool	\$133,708.64	\$0.00	\$0.00	\$452.01	\$134,160.65	\$133,737.80
<b>Total Dollar Value</b>	<b>\$133,708.64</b>	<b>\$0.00</b>	<b>\$0.00</b>	<b>\$452.01</b>	<b>\$134,160.65</b>	

## Portfolio Value

Pool Name	Pool/Account	Market Value (12/01/2022)	Share Price (12/31/2022)	Shares Owned (12/31/2022)	Market Value (12/31/2022)
Texas Local Government Investment Pool	449/7907600001	\$133,708.64	\$1.00	134,160.650	\$134,160.65
<b>Total Dollar Value</b>		<b>\$133,708.64</b>			<b>\$134,160.65</b>

## Interest Summary

Pool Name	Pool/Account	Month-to-Date Interest	Year-to-Date Interest
Texas Local Government Investment Pool	449/7907600001	\$452.01	\$2,096.01
<b>Total</b>		<b>\$452.01</b>	<b>\$2,096.01</b>



Statement Period 12/01/2022 - 12/31/2022

Page 2 of 2

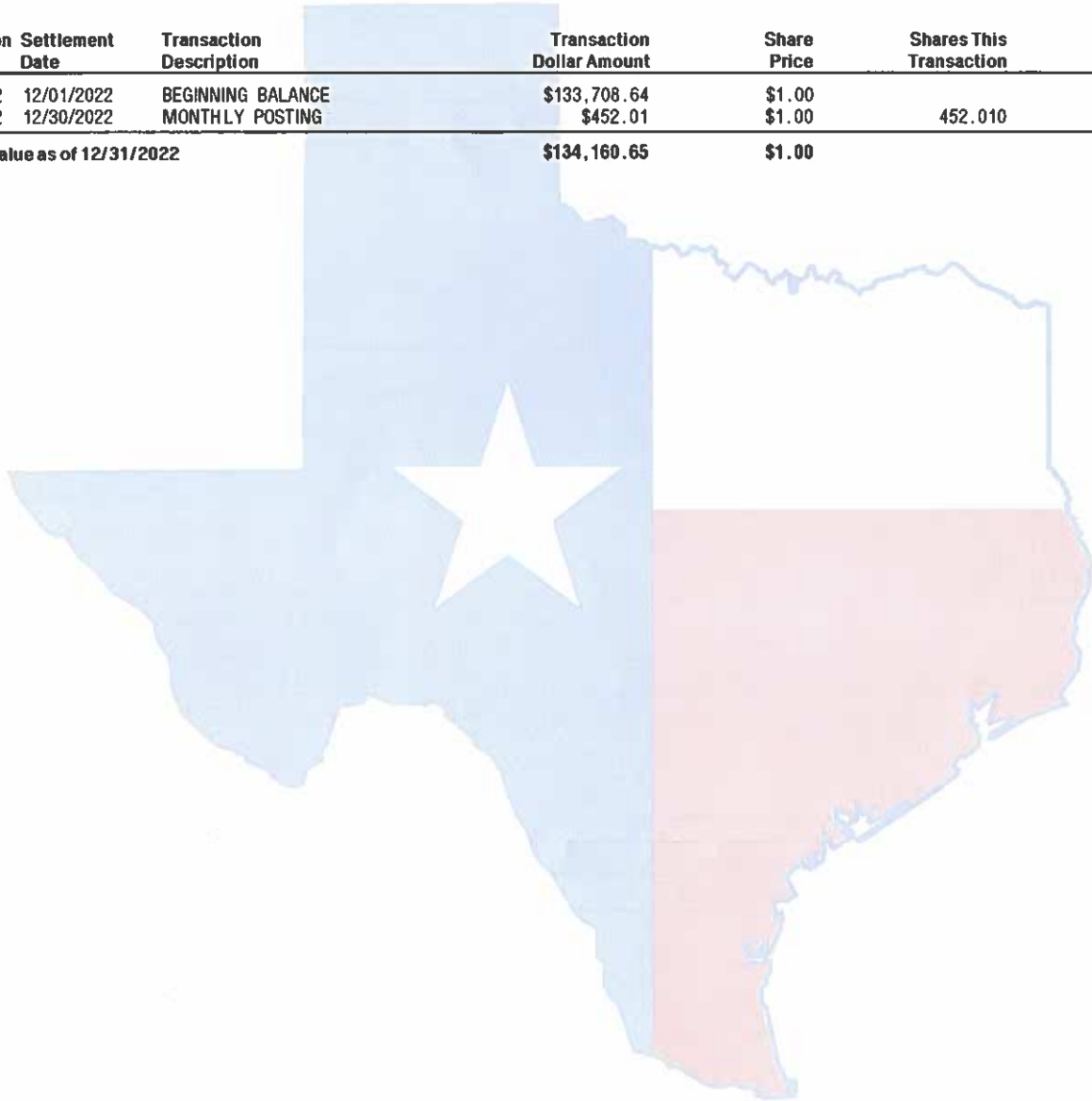
## Transaction Detail

### Texas Local Government Investment Pool

Participant: CITY OF NAVASOTA

Pool/Account: 449/7907600001

Transaction Date	Settlement Date	Transaction Description	Transaction Dollar Amount	Share Price	Shares This Transaction	Shares Owned
12/01/2022	12/01/2022	BEGINNING BALANCE	\$133,708.64	\$1.00		133,708.640
12/30/2022	12/30/2022	MONTHLY POSTING	\$452.01	\$1.00	452.010	134,160.650
Account Value as of 12/31/2022			\$134,160.65	\$1.00		134,160.650



QUARTERLY INVESTMENTS SUMMARY  
FOR THE PERIOD ENDING 03/31/2023

THIS REPORT HAS BEEN PREPARED IN COMPLIANCE WITH THE INVESTMENT POLICY OF THE CITY OF NAVASOTA AND THE PFIA



---

INVESTMENT OFFICER  
CHIEF FINANCIAL OFFICER



---

INVESTMENT OFFICER  
CITY MANAGER



QUARTERLY INVESTMENTS SUMMARY  
FOR THE PERIOD ENDING 03/31/2023

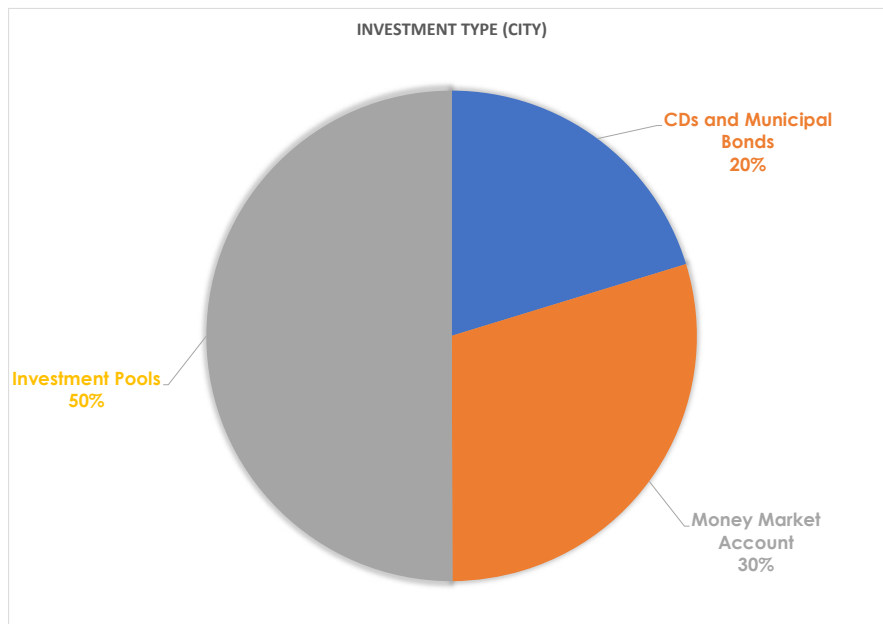
INVESTMENTS FOR CITY - ROLLFORWARD

<u>Custodian</u>	<u>Type</u>	<u>Identifier</u>	<u>Maturity Date</u>	<u>Account Name</u>	<u>12/31/2022 Beginning Amount</u>	<u>Matured</u>	<u>Interest Income</u>	<u>3/31/2023 Ending Balance</u>
TIB Capital Markets	<b>Certificates of Deposit</b>							
		02007GNN9	2/10/2025	ALLY BANK CD	248,000	-	-	248,000
		02589ABL5	3/4/2024	AMERICAN EXPR NATL BK CD	248,000	-	-	248,000
		05580AE26	9/24/2024	BMW BANK NA CD	245,000	-	-	245,000
		05600XCP3	4/13/2026	BMO HARRIS BANK NA CD	245,000	-	-	245,000
		066519QT9	3/31/2026	BANKUNITED NA CD	245,000	-	-	245,000
		254673B70	4/28/2025	DISCOVER BK CD	246,000	-	-	246,000
		38149MA94	9/29/2026	GOLDMAN SACHS BANK CD	245,000	-	-	245,000
		48128UJC6	2/17/2026	JPMORGAN CHASE BK NA CD	245,000	-	-	245,000
		61768U4A2	4/29/2027	MORGAN STANLEY PRIVATE BK CD	246,000	-	-	246,000
		07371AXP3	2/10/2027	BEAL BK PLANO TX	248,000	-	-	248,000
	<b>Total Certificates of Deposit</b>				2,461,000	-	-	2,461,000
	<b>Municipal Bonds</b>							
		752754PG0	8/1/2025	RANDOLPH TWP NJ SD GO	235,865	-	-	235,865
		229831JL7	8/15/2025	CUERO TX ISD REF GP BDQ	292,375	-	-	292,375
		882806HH8	2/15/2026	TEXAS TECH UNIV REV TAX REF	486,375	-	-	486,375
	<b>Total Municipal Bonds</b>				1,014,615	-	-	1,014,615
	<b>Total CDs and Municipal Bonds</b>				3,475,615	-	-	3,475,615
Citizens State Bank	<b>Money Market Account</b>							
		Account # 20035725	N/A		5,067,988	-	22,760	5,090,747
TexSTAR	<b>Investment Pool</b>							
		0930102200	N/A	AP Fund	133,833	-	1,473	135,306
TexasCLASS	<b>Investment Pool</b>							
		TX-01-0484-0001	N/A	Navasota 01	433,115	-	5,080	438,195
		TX-01-0484-0002	N/A	ARPA	1,009,232	-	11,837	1,021,069
		TX-01-0484-0006	N/A	Capital Projects 2022	6,774,120	-	79,451	6,853,571
TexPool	<b>Investment Pool</b>							
		449/7907600001	N/A	AP Fund II	134,161	-	1,477	135,638
<b>Total Investment Pools</b>					8,484,461	-	99,319	8,583,779
<b>TOTAL CITY INVESTMENTS</b>					<b>17,028,064</b>	<b>-</b>	<b>122,078</b>	<b>17,150,142</b>

**QUARTERLY INVESTMENTS SUMMARY  
FOR THE PERIOD ENDING 03/31/2023**

**INVESTMENTS FOR CITY - REPORTED BY TYPE**

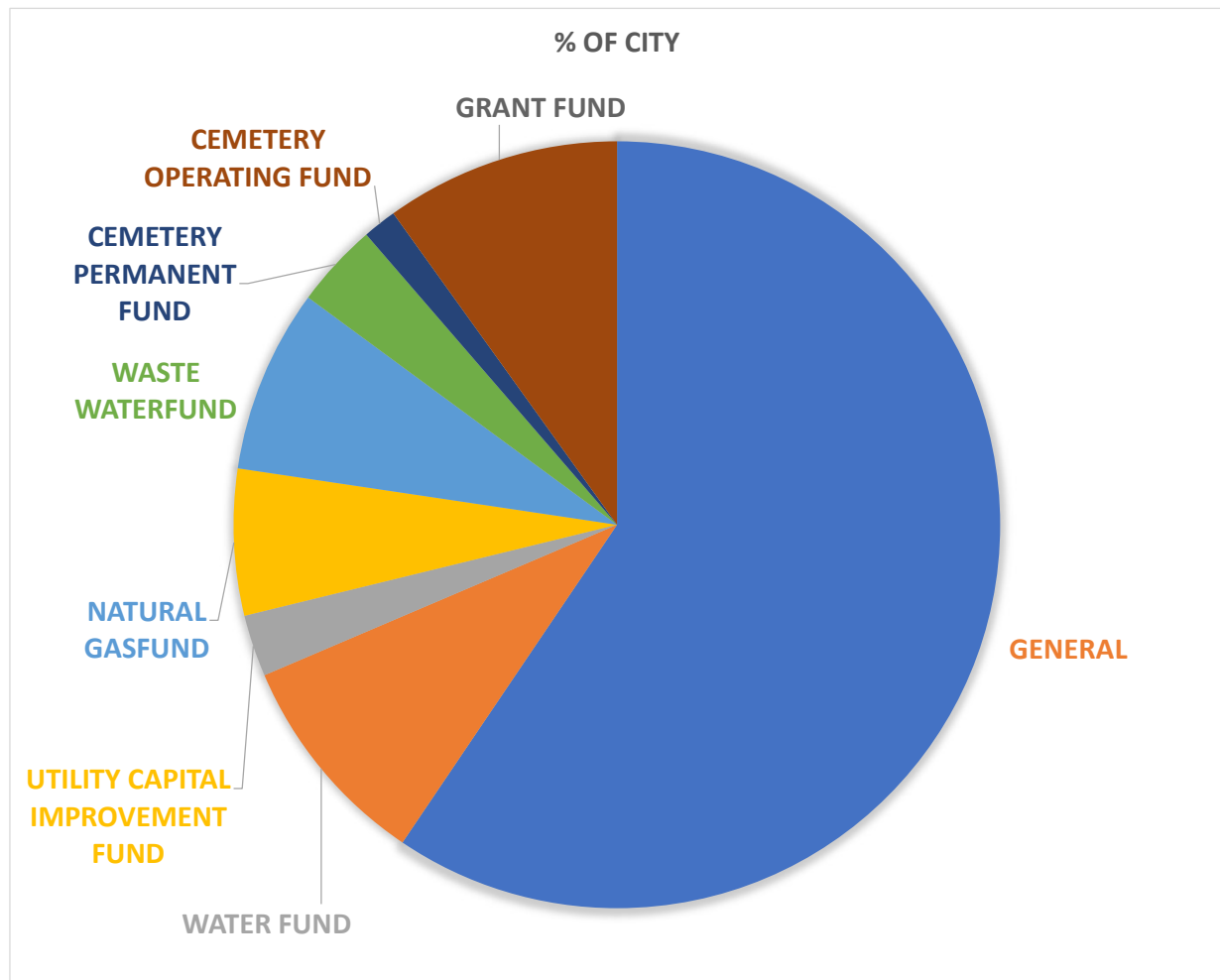
<u>Custodian</u>	<u>Type</u>	<u>Identifier</u>	<u>Maturity Date</u>	<u>Account Name</u>	<u>Amount</u>	<u>% of City</u>	
TIB Capital Markets	<b>Certificates of Deposit</b>						
		02007GNN9	2/10/2025	ALLY BANK CD	248,000		
		02589ABL5	3/4/2024	AMERICAN EXPR NATL BK CD	248,000		
		05580AE26	9/24/2024	BMW BANK NA CD	245,000		
		05600XCP3	4/13/2026	BMO HARRIS BANK NA CD	245,000		
		066519QT9	3/31/2026	BANKUNITED NA CD	245,000		
		254673B70	4/28/2025	DISCOVER BK CD	246,000		
		38149MA94	9/29/2026	GOLDMAN SACHS BANK CD	245,000		
		48128UZC6	2/17/2026	JPMORGAN CHASE BK NA CD	245,000		
		61768U4A2	4/29/2027	MORGAN STANLEY PRIVATE BK CD	246,000		
		07371AXP3	2/10/2027	BEAL BK PLANO TX	248,000		
		<b>Total Certificates of Deposit</b>				2,461,000	
		<b>Municipal Bonds</b>					
		752754PG0	8/1/2025	RANDOLPH TWP NJ SD GO	235,865		
		229831JL7	8/15/2025	CUERO TX ISD REF GP BDQ	292,375		
		882806HH8	2/15/2026	TEXAS TECH UNIV REV TAX REF	486,375		
		<b>Total Municipal Bonds</b>				1,014,615	
		<b>Total CDs and Municipal Bonds</b>				3,475,615	20%
	Citizens State Bank	<b>Money Market Account</b>					
			Account # 20035725	N/A		5,090,747	30%
		<b>TexSTAR</b>					
		<b>Investment Pool</b>					
			0930102200	N/A	AP Fund	135,306	
<b>TexasCLASS</b>							
<b>Investment Pool</b>							
		TX-01-0484-0001	N/A	Navasota 01	438,195		
		TX-01-0484-0002	N/A	ARPA	1,021,069		
		TX-01-0484-0006	N/A	Capital Projects 2022	6,853,571		
TexPool	<b>Investment Pool</b>						
		449/7907600001	N/A	AP Fund II	135,638		
	<b>Total Investment Pools</b>				8,583,779	50%	
<b>TOTAL CITY INVESTMENTS</b>					<b>17,150,142</b>		



**QUARTERLY INVESTMENTS SUMMARY  
FOR THE PERIOD ENDING 03/31/2023**

**INVESTMENTS FOR CITY - REPORTED BY FUND**

<u>Fund #</u>	<u>Fund Name</u>	<u>Amount</u>	<u>% of City</u>
100	GENERAL	6,121,512.44	36%
200	WATER FUND	939,884.77	5%
210	UTILITY CAPITAL IMPROVEMENT FUND	268,083.59	2%
300	NATURAL GAS FUND	635,407.71	4%
400	WASTE WATER FUND	797,970.01	5%
520	CEMETERY PERMANENT FUND	366,466.71	2%
525	CEMETERY OPERATING FUND	146,176.72	1%
540	GRANT FUND	1,021,068.83	6%
905	CAPITAL PROJECTS	6,853,571.08	40%
		<u>17,150,141.86</u>	<u>100%</u>

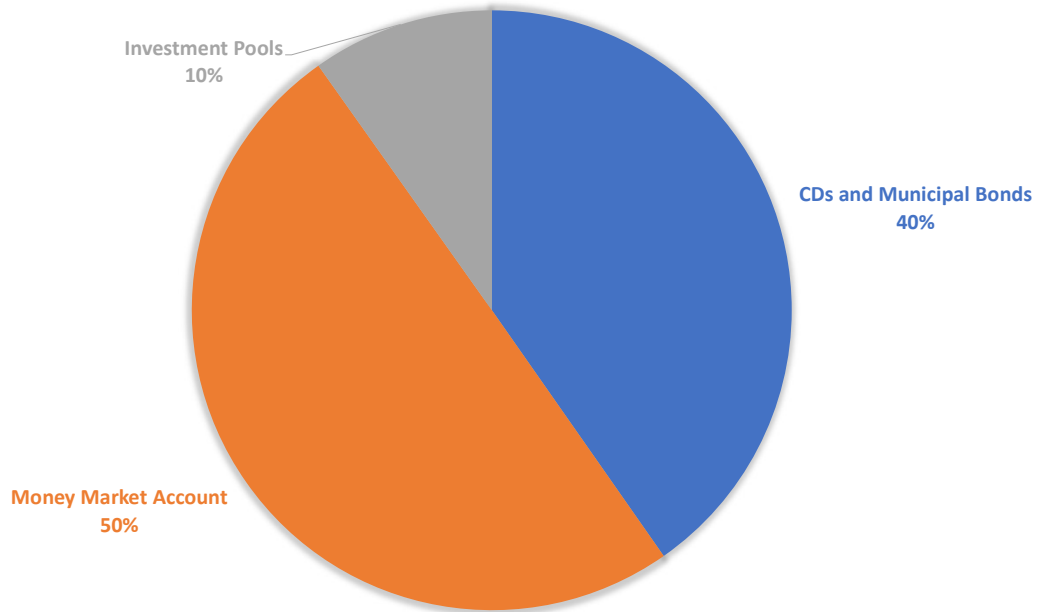


**QUARTERLY INVESTMENTS SUMMARY  
FOR THE PERIOD ENDING 03/31/2023**

**INVESTMENTS FOR GENERAL FUND (Fund 100)**

<u>Custodian</u>	<u>General Ledger Acct #</u>	<u>Account Name</u>	<u>Amount</u>	<u>% of Fund</u>
<b>CDs and Municipal Bonds</b>				
<b>TIB Capital Markets</b>	100-0-200.07	BECKER-BEST MUSEUM FUNDS	77,142.45	
	100-0-200.09	VOLUNTARY FIRE FUND	75,583.63	
	100-0-200.10	LIBRARY INV - MADELEY EST.	11,680.20	
	100-0-200.12	VOLUNTARY PARK FUND	99,786.54	
	100-0-200.18	ANIMAL SHELTER DONATIONS	24,020.78	
	100-0-200.19	GRACE PARK FUND	40,690.39	
	100-0-200.21	SIDEWALK FEE IN LIEU OF	99,976.91	
	100-0-200.22	EQUIPMENT ESCROW	2,037,420.52	
<b>Total CDs and Municipal Bonds</b>			<u>2,466,301.40</u>	40%
<b>Money Market Account</b>				
<b>Citizens State Bank</b>	100-0-200.06	O & M RESERVE INVESTMENTS	3,054,449.25	50%
<b>Investment Pools</b>				
<b>TexSTAR</b>	100-0-200.04	O & M RESERVE - TEXSTAR	81,183.65	
<b>TexasCLASS</b>	100-0-200.11	STREET & DRAINAGE INV.	438,195.31	
<b>TexPool</b>	100-0-200.05	O & M RESERVE - TEXPOOL	81,382.83	
<b>Total Investment Pools</b>			<u>600,761.79</u>	10%
<b>TOTAL GENERAL FUND INVESTMENTS</b>			<b>6,121,512.44</b>	

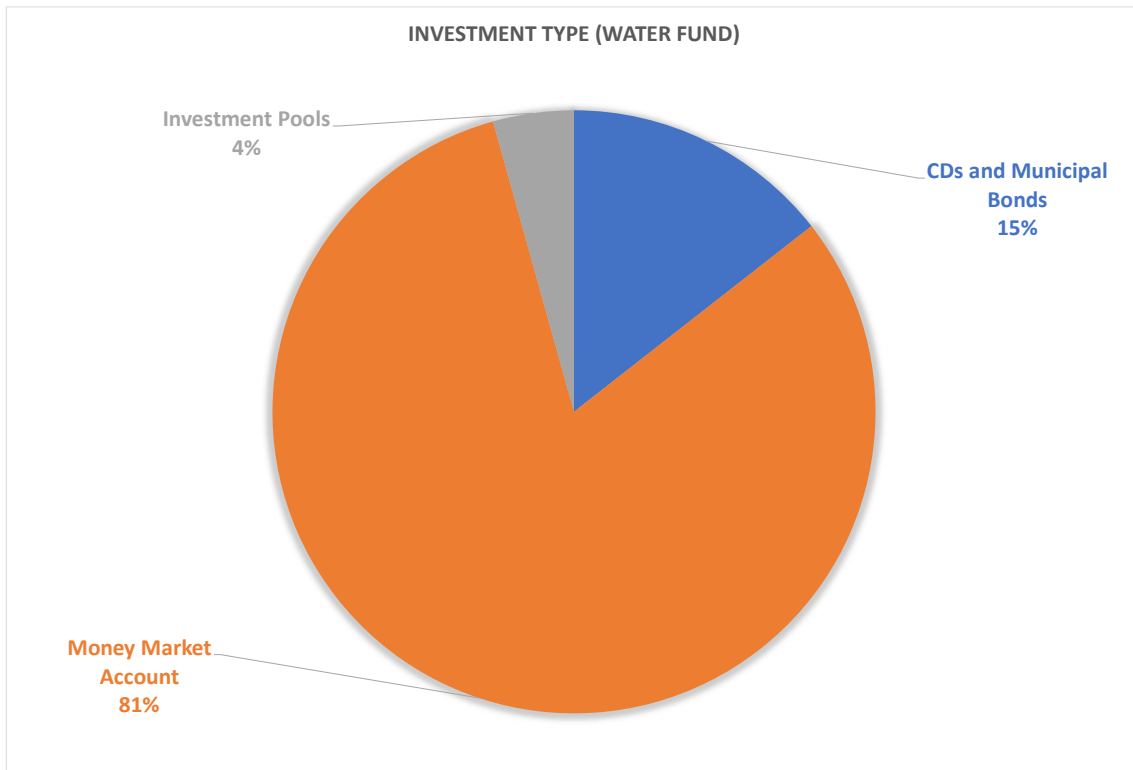
**INVESTMENT TYPE (GENERAL FUND)**



**QUARTERLY INVESTMENTS SUMMARY  
FOR THE PERIOD ENDING 03/31/2023**

**INVESTMENTS FOR WATER FUND (Fund 200)**

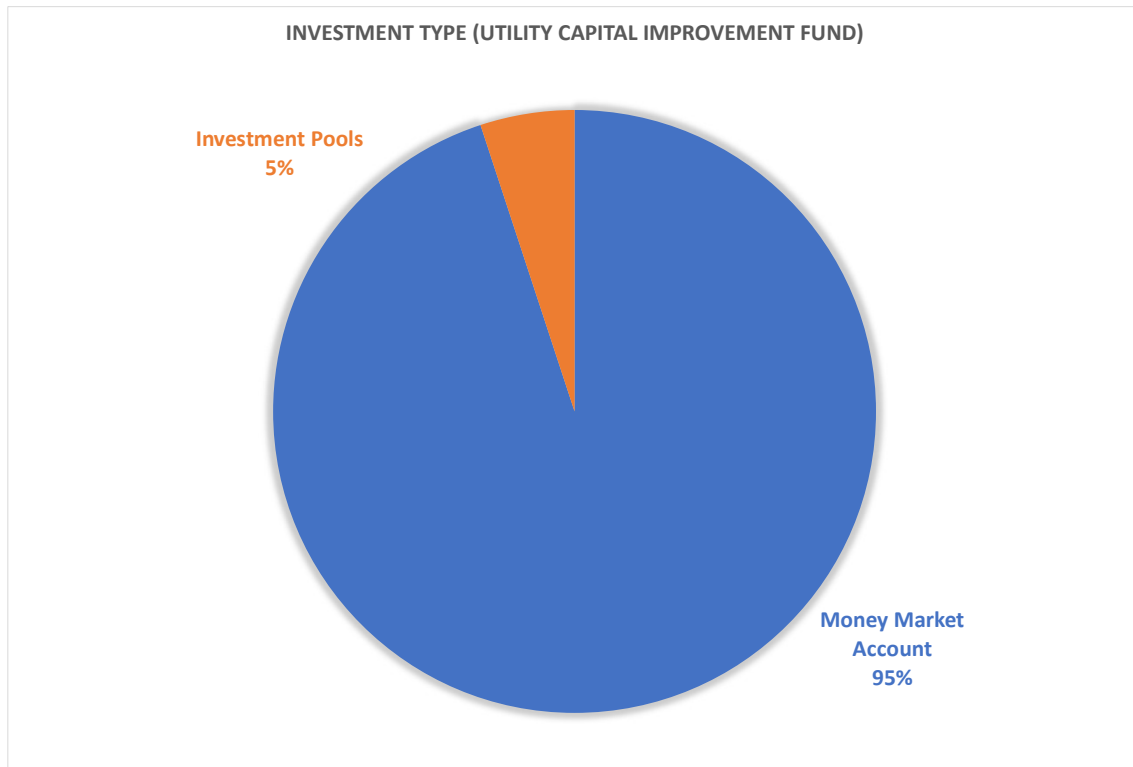
<u>Custodian</u>	<u>General Ledger Acct #</u>	<u>Account Name</u>	<u>Amount</u>	<u>% of Fund</u>
<b>CDs and Municipal Bonds</b>				
TIB Capital Markets	200-0-200.00	INVESTMENTS METER DEPOSITS	135,631.36	14%
<b>Money Market Account</b>				
Citizens State Bank	200-0-200.06	O & M RESERVE INVESTMENTS	763,611.80	81%
<b>Investment Pools</b>				
TexSTAR	200-0-200.04	O & M RESERVE - TEXSTAR	20,295.92	
TexPool	200-0-200.05	O & M RESERVE - TEXPOOL	20,345.69	
<b>Total Investment Pools</b>			<u>40,641.61</u>	4%
<b>TOTAL WATER FUND INVESTMENTS</b>			<b>939,884.77</b>	



**QUARTERLY INVESTMENTS SUMMARY  
FOR THE PERIOD ENDING 03/31/2023**

**INVESTMENTS FOR UTILITY CAPITAL IMPROVEMENT FUND (Fund 210)**

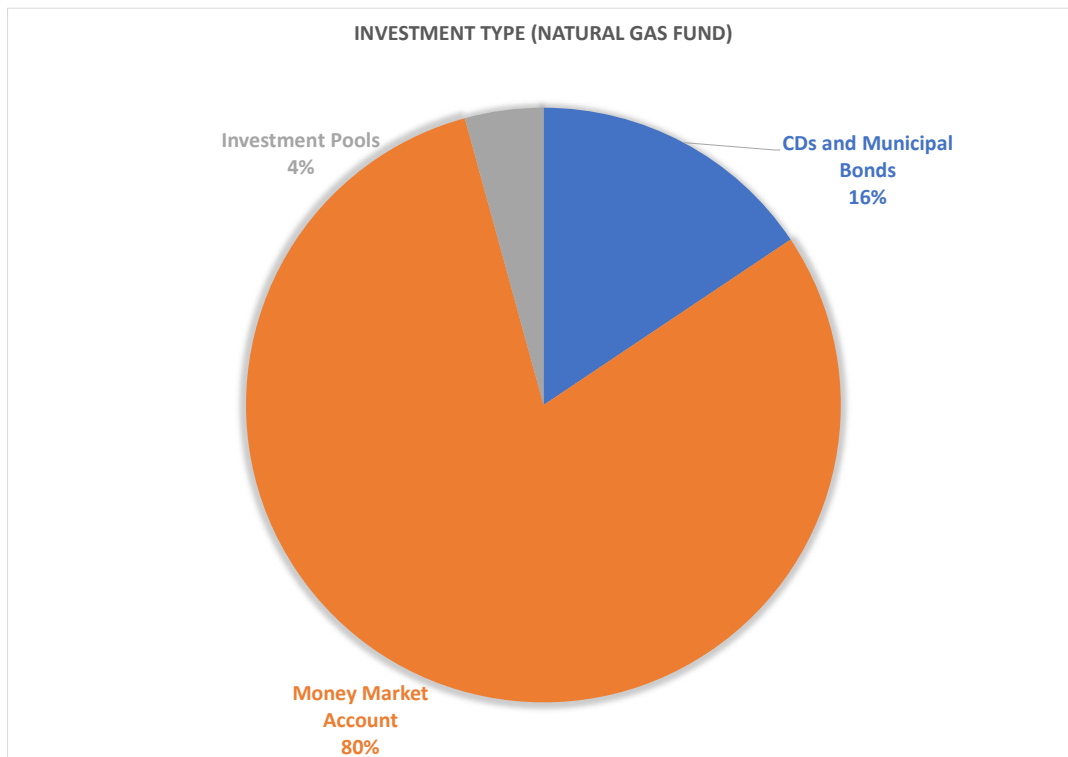
<u>Custodian</u>	<u>General Ledger Acct #</u>	<u>Account Name</u>	<u>Amount</u>	<u>% of Fund</u>
<b>Money Market Account</b>				
Citizens State Bank	210-0-200.06	O & M RESERVE INVESTMENTS	254,536.41	95%
<b>Investment Pools</b>				
TexSTAR	210-0-200.04	O & M RESERVE - TEXSTAR	6,765.30	
TexPool	210-0-200.05	O & M RESERVE - TEXPOOL	6,781.88	
<b>Total Investment Pools</b>			<u>13,547.18</u>	5%
<b>TOTAL UTILITY CAPITAL IMPROVEMENT FUND INVESTMENTS</b>			<b>268,083.59</b>	



**QUARTERLY INVESTMENTS SUMMARY  
FOR THE PERIOD ENDING 03/31/2023**

**INVESTMENTS FOR NATURAL GAS FUND (Fund 300)**

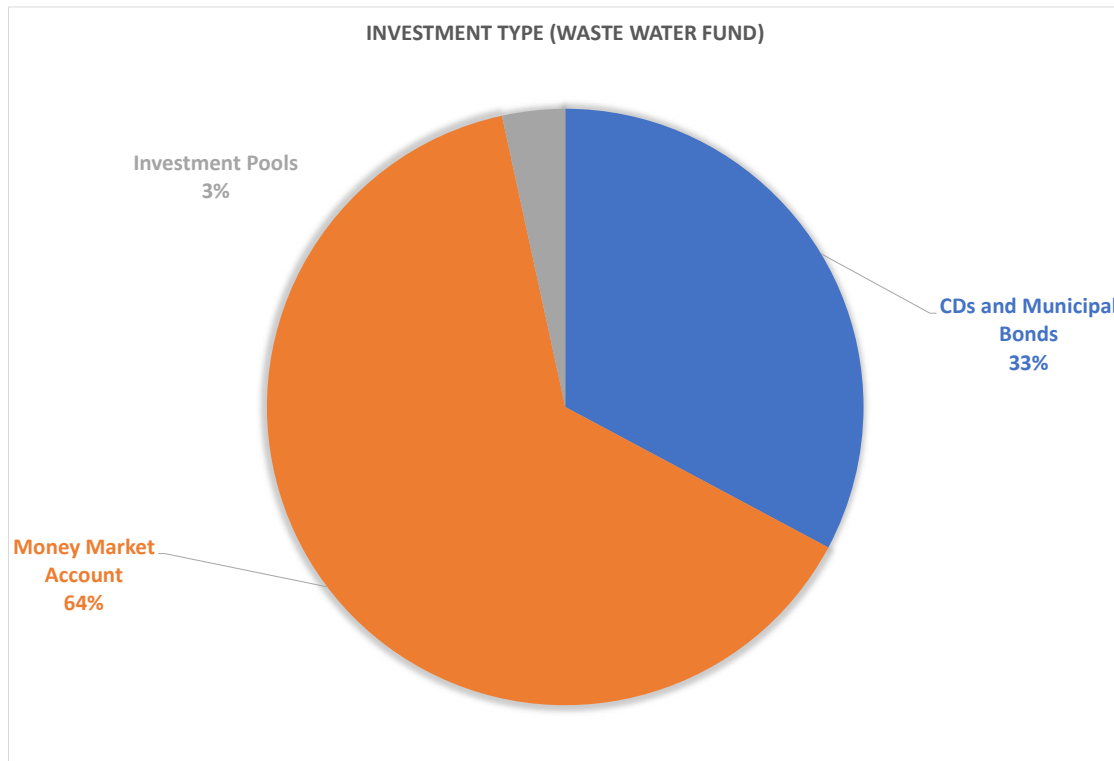
<u>Custodian</u>	<u>General Ledger Acct #</u>	<u>Account Name</u>	<u>Amount</u>	<u>% of Fund</u>
<b>CDs and Municipal Bonds</b>				
TIB Capital Markets	300-0-200.00	INVESTMENTS METER DEPOSITS	85,115.39	
	300-0-200.04	JR.LIEN RESERVE INV-MTG ASSN	14,122.96	
<b>Total CDs and Municipal Bonds</b>			99,238.35	16%
<b>Money Market Account</b>				
Citizens State Bank	300-0-200.06	O & M RESERVE INVESTMENTS	509,074.94	80%
<b>Investment Pools</b>				
TexSTAR	300-0-201.04	O & M RESERVE - TEXSTAR	13,530.61	
TexPool	300-0-201.05	O & M RESERVE - TEXPOOL	13,563.81	
<b>Total Investment Pools</b>			27,094.42	4%
<b>TOTAL NATURAL GAS FUND INVESTMENTS</b>			<b>635,407.71</b>	



**QUARTERLY INVESTMENTS SUMMARY  
FOR THE PERIOD ENDING 03/31/2023**

**INVESTMENTS FOR WASTE WATER FUND (Fund 400)**

<u>Custodian</u>	<u>General Ledger Acct #</u>	<u>Account Name</u>	<u>Amount</u>	<u>% of Fund</u>
<b>CDs and Municipal Bonds</b>				
TIB Capital Markets	400-0-200.02	SW SYSTEM IMPROVEMENTS INV	261,800.65	33%
<b>Money Market Account</b>				
Citizens State Bank	400-0-200.06	O & M RESERVE INVESTMENTS	509,074.94	64%
<b>Investment Pools</b>				
TexSTAR	400-0-200.04	O & M RESERVE - TEXSTAR	13,530.61	
TexPool	400-0-200.05	O & M RESERVE - TEXPOOL	13,563.81	
<b>Total Investment Pools</b>			<u>27,094.42</u>	3%
<b>TOTAL WASTE WATER FUND INVESTMENTS</b>			<b>797,970.01</b>	

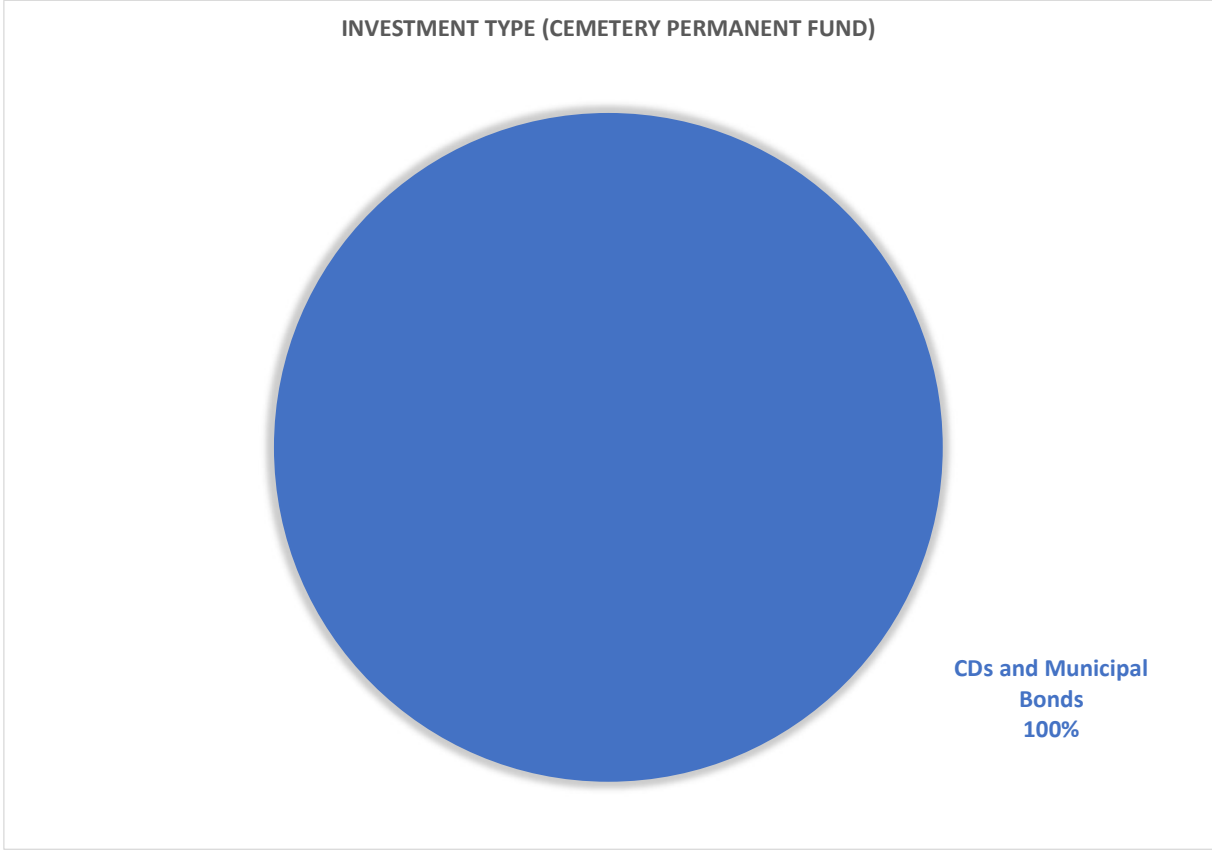




QUARTERLY INVESTMENTS SUMMARY  
FOR THE PERIOD ENDING 03/31/2023

INVESTMENTS FOR CEMETERY PERMANENT FUND (Fund 520)

<u>Custodian</u>	<u>General Ledger Acct #</u>	<u>Account Name</u>	<u>Amount</u>	<u>% of Fund</u>
<b>CDs and Municipal Bonds</b>				
TIB Capital Markets	520-0-201.00	OAKLAND CEM PERT TRUST	366,198.69	
	520-0-201.05	CEMETERY STREET FUND	268.03	
<b>Total CDs and Municipal Bonds</b>			<u>366,466.71</u>	100%
<b>TOTAL CEMETERY PERMANENT FUND INVESTMENTS</b>			<b>366,466.71</b>	



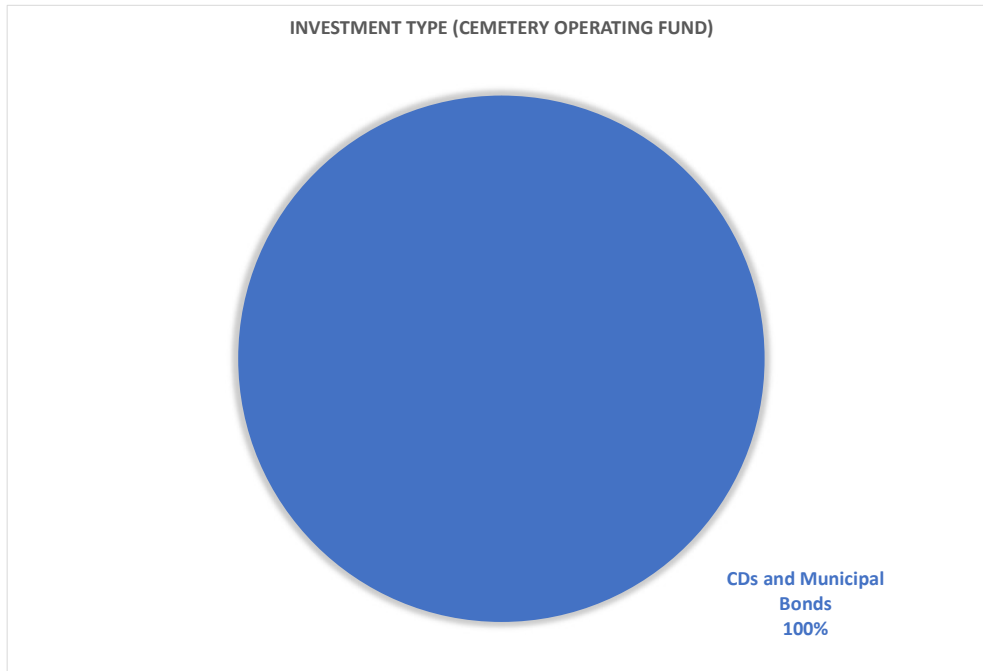
**QUARTERLY INVESTMENTS SUMMARY  
FOR THE PERIOD ENDING 03/31/2023**

**INVESTMENTS FOR CEMETERY OPERATING FUND (Fund 525)**

	<u>Custodian</u>	<u>General Ledger Acct #</u>	<u>Account Name</u>	<u>Amount</u>	<u>% of Fund</u>
<b>CDs and Municipal Bonds</b>					
	TIB Capital Markets	525-0-201.05	CEMETERY STREET FUND-INV	126,449.07	
		525-0-201.06	CEM-JESSIE MAE BODE FUND	19,727.65	
<b>Total CDs and Municipal Bonds</b>				146,176.72	100%

**TOTAL CEMETERY OPERATING FUND INVESTMENTS**

**146,176.72**




QUARTERLY INVESTMENTS SUMMARY  
FOR THE PERIOD ENDING 03/31/2023

INVESTMENT FOR GRANT FUND (Fund 540)

<u>Custodian</u>	<u>General Ledger Acct #</u>	<u>Account Name</u>	<u>Amount</u>	<u>% of Fund</u>
Investment Pools				
TexasCLASS	540-0-200.20	AMERICAN RESCUE	1,021,068.83	100%
TOTAL GRANT FUND INVESTMENTS			1,021,068.83	

INVESTMENT TYPE (GRANT FUND)



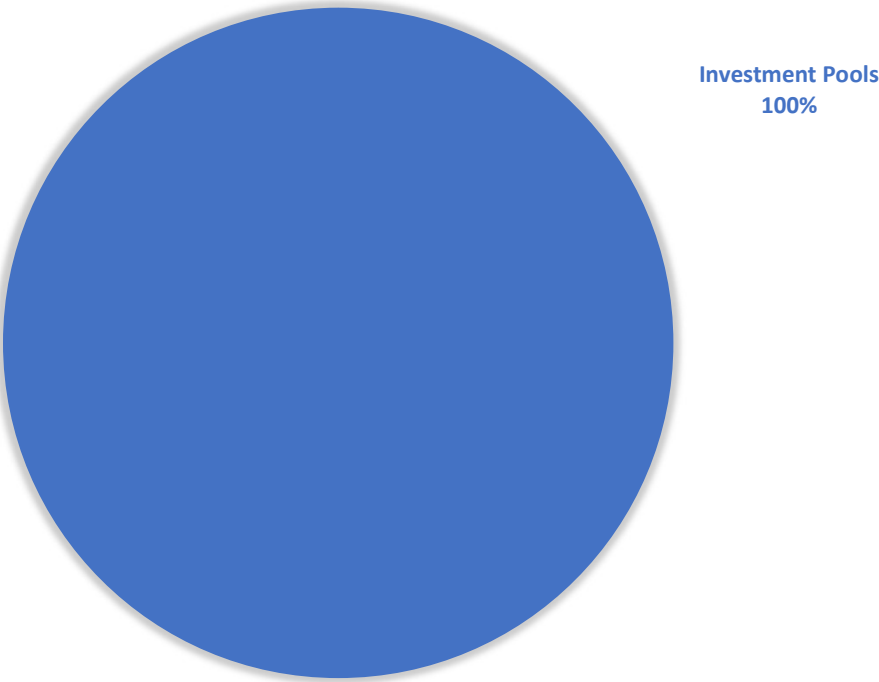
Investment Pools  
100%

QUARTERLY INVESTMENTS SUMMARY  
FOR THE PERIOD ENDING 03/31/2023

INVESTMENT FOR CAPITAL PROJECTS FUND (Fund 905)

<i>Investment Pools</i>	<u>Custodian</u>	<u>General Ledger Acct #</u>	<u>Account Name</u>	<u>Amount</u>	<u>% of Fund</u>
	TexasCLASS	905-0-200.20	Capital Fund 2022	6,853,571.08	100%
TOTAL CAPITAL PROJECTS FUND INVESTMENTS				6,853,571.08	

INVESTMENT TYPE (CAPITAL PROJECTS FUND)



TIB  
P.O. BOX 560528  
DALLAS, TX 75356-0528

As of 01/31/2023  
Sales Representative: Michael W Boydston



## Verification Statement

---

Account No: 599762

CITIZENS STATE BANK  
H/F CITY OF NAVASOTA  
P.O. BOX 518  
SOMERVILLE, TX 77879

\* The information included on this statement is based upon settlement date rather than entered date.

Security Receipt	Trade Date Settlement Date	Cost Basis	Par/Shares Original Face	Description Rate, Maturity	Principal Cost Market Value	Date Priced
02007GNN9 163016419	02/02/2022 02/10/2022	100.000000	248,000.00 .00	ALLY BANK CD 1.20, 02/10/2025	248,000.00 N/A	
02589ABL5 163017585	02/23/2022 03/02/2022	100.000000	248,000.00 .00	AMERICAN EXPR NATL BK CD 1.60, 03/04/2024	248,000.00 N/A	
05580AE26 245055098	09/21/2021 09/24/2021	100.000000	245,000.00 .00	BMW BANK NA CD .65, 09/24/2024	245,000.00 N/A	
05600XCP3 245045568	03/30/2021 04/13/2021	100.000000	245,000.00 .00	BMO HARRIS BANK NA CD 1.00, 04/13/2026	245,000.00 N/A	
066519QT9 245045565	03/30/2021 04/01/2021	100.000000	245,000.00 .00	BANKUNITED NA CD .95, 03/31/2026	245,000.00 N/A	
07371AXP3 163016417	02/03/2022 02/16/2022	100.000000	248,000.00 .00	BEAL BK PLANO TX 1.50, 02/10/2027	248,000.00 N/A	
229831JL7 163017374	02/04/2022 03/02/2022	112.452000	260,000.00 .00	CUERO TX ISD REF GP BDQ 5.00, 08/15/2025	292,375.20 N/A	
254673B70 257004989	04/22/2022 04/27/2022	100.000000	246,000.00 .00	DISCOVER BK CD 2.80, 04/28/2025	246,000.00 N/A	
38149MA94 245055099	09/21/2021 09/29/2021	100.000000	245,000.00 .00	GOLDMAN SACHS BANK CD 1.05, 09/29/2026	245,000.00 N/A	
48128UZC6 245043134	02/09/2021 02/17/2021	100.000000	245,000.00 .00	JPMORGAN CHASE BK NA CD .50, 02/17/2026	245,000.00 N/A	
61768U4A2 257004990	04/11/2022 04/29/2022	100.000000	246,000.00 .00	MORGAN STANLEY PRIVATE BK CD 3.00, 04/29/2027	246,000.00 N/A	
752754PG0 163019398	04/05/2022 04/07/2022	94.346000	250,000.00 .00	RANDOLPH TWP NJ SD GO 1.10, 08/01/2025	235,865.00 N/A	
882806HH8 163017375	02/17/2022 02/22/2022	97.275000	500,000.00 .00	TEXAS TECH UNIV REV TAX REF 1.186, 02/15/2026	486,375.00 N/A	
Total USD Par			3,471,000.00	Total USD Cost	3,475,615.20	
Total USD Original Face			3,471,000.00			



TIB  
P.O. BOX 560528  
DALLAS, TX 75356-0528

As of 02/28/2023  
Sales Representative: Michael W Boydston



## Verification Statement

---

Account No: 599762

CITIZENS STATE BANK  
H/F CITY OF NAVASOTA  
P.O. BOX 518  
SOMERVILLE, TX 77879

\* The information included on this statement is based upon settlement date rather than entered date.

Security Receipt	Trade Date Settlement Date	Cost Basis	Par/Shares Original Face	Description Rate, Maturity	Principal Cost Market Value	Date Priced
02007GNN9 163016419	02/02/2022 02/10/2022	100.000000	248,000.00 .00	ALLY BANK CD 1.20, 02/10/2025	248,000.00 N/A	
02589ABL5 163017585	02/23/2022 03/02/2022	100.000000	248,000.00 .00	AMERICAN EXPR NATL BK CD 1.60, 03/04/2024	248,000.00 N/A	
05580AE26 245055098	09/21/2021 09/24/2021	100.000000	245,000.00 .00	BMW BANK NA CD .65, 09/24/2024	245,000.00 N/A	
05600XCP3 245045568	03/30/2021 04/13/2021	100.000000	245,000.00 .00	BMO HARRIS BANK NA CD 1.00, 04/13/2026	245,000.00 N/A	
066519QT9 245045565	03/30/2021 04/01/2021	100.000000	245,000.00 .00	BANKUNITED NA CD .95, 03/31/2026	245,000.00 N/A	
07371AXP3 163016417	02/03/2022 02/16/2022	100.000000	248,000.00 .00	BEAL BK PLANO TX 1.50, 02/10/2027	248,000.00 N/A	
229831JL7 163017374	02/04/2022 03/02/2022	112.452000	260,000.00 .00	CUERO TX ISD REF GP BDQ 5.00, 08/15/2025	292,375.20 N/A	
254673B70 257004989	04/22/2022 04/27/2022	100.000000	246,000.00 .00	DISCOVER BK CD 2.80, 04/28/2025	246,000.00 N/A	
38149MA94 245055099	09/21/2021 09/29/2021	100.000000	245,000.00 .00	GOLDMAN SACHS BANK CD 1.05, 09/29/2026	245,000.00 N/A	
48128UZC6 245043134	02/09/2021 02/17/2021	100.000000	245,000.00 .00	JPMORGAN CHASE BK NA CD .50, 02/17/2026	245,000.00 N/A	
61768U4A2 257004990	04/11/2022 04/29/2022	100.000000	246,000.00 .00	MORGAN STANLEY PRIVATE BK CD 3.00, 04/29/2027	246,000.00 N/A	
752754PG0 163019398	04/05/2022 04/07/2022	94.346000	250,000.00 .00	RANDOLPH TWP NJ SD GO 1.10, 08/01/2025	235,865.00 N/A	
882806HH8 163017375	02/17/2022 02/22/2022	97.275000	500,000.00 .00	TEXAS TECH UNIV REV TAX REF 1.186, 02/15/2026	486,375.00 N/A	
<b>Total USD Par</b>			<b>3,471,000.00</b>	<b>Total USD Cost</b>	<b>3,475,615.20</b>	
<b>Total USD Original Face</b>			<b>3,471,000.00</b>			





TIB  
P.O. BOX 560528  
DALLAS, TX 75356-0528

As of 03/31/2023  
Sales Representative: Michael W Boydston



## Verification Statement

---

Account No: 599762

CITIZENS STATE BANK  
H/F CITY OF NAVASOTA  
P.O. BOX 518  
SOMERVILLE, TX 77879

\* The information included on this statement is based upon settlement date rather than entered date.

Security Receipt	Trade Date Settlement Date	Cost Basis	Par/Shares Original Face	Description Rate, Maturity	Principal Cost Market Value	Date Priced
02007GNN9 163016419	02/02/2022 02/10/2022	100.000000	248,000.00 .00	ALLY BANK CD 1.20, 02/10/2025	248,000.00 N/A	
02589ABL5 163017585	02/23/2022 03/02/2022	100.000000	248,000.00 .00	AMERICAN EXPR NATL BK CD 1.60, 03/04/2024	248,000.00 N/A	
05580AE26 245055098	09/21/2021 09/24/2021	100.000000	245,000.00 .00	BMW BANK NA CD .65, 09/24/2024	245,000.00 N/A	
05600XCP3 245045568	03/30/2021 04/13/2021	100.000000	245,000.00 .00	BMO HARRIS BANK NA CD 1.00, 04/13/2026	245,000.00 N/A	
066519QT9 245045565	03/30/2021 04/01/2021	100.000000	245,000.00 .00	BANKUNITED NA CD .95, 03/31/2026	245,000.00 N/A	
07371AXP3 163016417	02/03/2022 02/16/2022	100.000000	248,000.00 .00	BEAL BK PLANO TX 1.50, 02/10/2027	248,000.00 N/A	
229831JL7 163017374	02/04/2022 03/02/2022	112.452000	260,000.00 .00	CUERO TX ISD REF GP BDQ 5.00, 08/15/2025	292,375.20 N/A	
254673B70 257004989	04/22/2022 04/27/2022	100.000000	246,000.00 .00	DISCOVER BK CD 2.80, 04/28/2025	246,000.00 N/A	
38149MA94 245055099	09/21/2021 09/29/2021	100.000000	245,000.00 .00	GOLDMAN SACHS BANK CD 1.05, 09/29/2026	245,000.00 N/A	
48128UZC6 245043134	02/09/2021 02/17/2021	100.000000	245,000.00 .00	JPMORGAN CHASE BK NA CD .50, 02/17/2026	245,000.00 N/A	
61768U4A2 257004990	04/11/2022 04/29/2022	100.000000	246,000.00 .00	MORGAN STANLEY PRIVATE BK CD 3.00, 04/29/2027	246,000.00 N/A	
752754PG0 163019398	04/05/2022 04/07/2022	94.346000	250,000.00 .00	RANDOLPH TWP NJ SD GO 1.10, 08/01/2025	235,865.00 N/A	
882806HH8 163017375	02/17/2022 02/22/2022	97.275000	500,000.00 .00	TEXAS TECH UNIV REV TAX REF 1.186, 02/15/2026	486,375.00 N/A	
<b>Total USD Par</b>			<b>3,471,000.00</b>	<b>Total USD Cost</b>	<b>3,475,615.20</b>	
<b>Total USD Original Face</b>			<b>3,471,000.00</b>			





Date 1/31/23  
Primary Account

Page 1  
20035725

CITY OF NAVASOTA  
CITY MONEY MARKET  
PO BOX 910  
NAVASOTA TX 77868-0910

OUR WIRING INSTRUCTIONS HAVE CHANGED.  
For domestic incoming wires, you now will just use  
CSB's routing number (113112995) and your account number.  
Should you have any questions please call the  
Wire Department at 979-596-1421.

CITY OF NAVASOTA FUNDS		Number of Enclosures	3
Account Number	20035725	Statement Dates	1/01/23 thru 1/31/23
Previous Balance	5,067,987.77	Days in the statement period	31
3 Deposits/Credits	1,012.89	Average Ledger	5,068,557.55
Checks/Debits	.00		
Service Charge	.00	Interest Earned	860.96
Interest Paid	860.96	Annual Percentage Yield Earned	0.20%
Ending Balance	5,069,861.62	2023 Interest Paid	860.96

#### ACTIVITY IN DATE ORDER


Date	Description	Amount
1/03	DDA REGULAR DEPOSIT	197.68
1/13	DDA REGULAR DEPOSIT	617.53
1/31	DDA REGULAR DEPOSIT	197.68
1/31	Interest Deposit	860.96

#### DAILY BALANCE INFORMATION

Date	Balance	Date	Balance
1/01	5,067,987.77	1/13	5,068,802.98
1/03	5,068,185.45	1/31	5,069,861.62

#### INTEREST RATE SUMMARY

Date	Interest Rate
12/31	0.200000%

 **CHECKING DEPOSIT**

☒ CASH  
SIGN HERE FOR RECEIPT OF CASH  
BankUnited CD 197 68

DATE 01/03/23

NAME City of Navasota Money Market  
DEPOSITS MAY NOT BE AVAILABLE FOR IMMEDIATE WITHDRAWAL

CITY

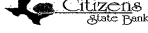
ACCOUNT NUMBER 20035725

LESS CASH RECEIVED

NET DEPOSIT \$ 197 68

⑆113112995⑆

DDA REGULAR DEPOSIT Date: 01/03 Amount: \$197.68

 **CHECKING DEPOSIT**

☒ CASH  
SIGN HERE FOR RECEIPT OF CASH  
BankUnited CD 197 68

DATE 01/31/2023

NAME City of Navasota Money Market  
DEPOSITS MAY NOT BE AVAILABLE FOR IMMEDIATE WITHDRAWAL

CITY

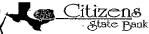
ACCOUNT NUMBER 20035725

LESS CASH RECEIVED

NET DEPOSIT \$ 197 68

⑆113112995⑆

DDA REGULAR DEPOSIT Date: 01/31 Amount: \$197.68

 **CHECKING DEPOSIT**

☒ CASH  
SIGN HERE FOR RECEIPT OF CASH  
Investment payment BMO Harris Bank CD 6 17 53

DATE 1-13-23

NAME City of Navasota Money Market  
DEPOSITS MAY NOT BE AVAILABLE FOR IMMEDIATE WITHDRAWAL

CITY

ACCOUNT NUMBER 20035725

LESS CASH RECEIVED

NET DEPOSIT \$ 6 17 53

⑆113112995⑆

DDA REGULAR DEPOSIT Date: 01/13 Amount: \$617.53



Date 2/28/23  
Primary Account

Page 1  
20035725

CITY OF NAVASOTA  
CITY MONEY MARKET  
PO BOX 910  
NAVASOTA TX 77868-0910

Limits have increased on your ATM and/or Debit Cards!  
You now are able to make withdrawal(s) up to \$600 per day at ATM's,  
and Point of Sale transactions up to \$3,000.  
BillPay (P2P) limits have increased as well!  
Person 2 Person limits are now \$3,000 per transaction,  
with a daily limit of \$6,000

CITY OF NAVASOTA FUNDS		Number of Enclosures	6
Account Number	20035725	Statement Dates	2/01/23 thru 2/28/23
Previous Balance	5,069,861.62	Days in the statement period	28
6 Deposits/Credits	15,011.60	Average Ledger	5,078,128.83
Checks/Debits	.00		
Service Charge	.00	Interest Earned	779.11
Interest Paid	779.11	Annual Percentage Yield Earned	0.20%
Ending Balance	5,085,652.33	2023 Interest Paid	1,640.07

#### ACTIVITY IN DATE ORDER

Date	Description	Amount
2/01	DDA REGULAR DEPOSIT	1,375.00
2/10	DDA REGULAR DEPOSIT	1,500.23
2/15	DDA REGULAR DEPOSIT	9,465.00
2/16	DDA REGULAR DEPOSIT	1,875.29
2/17	DDA REGULAR DEPOSIT	617.53
2/28	DDA REGULAR DEPOSIT	178.55
2/28	Interest Deposit	779.11

#### DAILY BALANCE INFORMATION

Date	Balance	Date	Balance	Date	Balance
2/01	5,071,236.62	2/15	5,082,201.85	2/17	5,084,694.67
2/10	5,072,736.85	2/16	5,084,077.14	2/28	5,085,652.33

#### INTEREST RATE SUMMARY

Date	Interest Rate
1/31	0.200000%

**Citizens State Bank** CHECKING DEPOSIT

☒ CASH INCLUDING CD

SIGN HERE FOR RECEIPT OF CASH

DATE 02/01/23

NAME City of Navasota Money Market

CITY

ACCOUNT NUMBER 20035725

NET DEPOSIT \$ 1375.00

1113112995

DDA REGULAR DEPOSIT Date: 02/01 Amount: \$1,375.00

**Citizens State Bank** CHECKING DEPOSIT

☒ CASH INCLUDING CD

SIGN HERE FOR RECEIPT OF CASH

DATE 02/15/23

NAME City of Navasota Money Market

CITY

ACCOUNT NUMBER 20035725

NET DEPOSIT \$ 9465.00

1113112995

DDA REGULAR DEPOSIT Date: 02/15 Amount: \$9,465.00

**Citizens State Bank** CHECKING DEPOSIT

☒ CASH INCLUDING CD

SIGN HERE FOR RECEIPT OF CASH

DATE 02/17/23

NAME City of Navasota Money Market

CITY

ACCOUNT NUMBER 20035725

NET DEPOSIT \$ 617.53

1113112995

DDA REGULAR DEPOSIT Date: 02/17 Amount: \$617.53

**Citizens State Bank** CHECKING DEPOSIT

☒ CASH INCLUDING CD

SIGN HERE FOR RECEIPT OF CASH

DATE 02/10/23

NAME City of Navasota Money Market

CITY

ACCOUNT NUMBER 20035725

NET DEPOSIT \$ 1500.23

1113112995

DDA REGULAR DEPOSIT Date: 02/10 Amount: \$1,500.23

**Citizens State Bank** CHECKING DEPOSIT

☒ CASH INCLUDING CD

SIGN HERE FOR RECEIPT OF CASH

DATE 2-16-23

NAME Money Market Account

CITY

ACCOUNT NUMBER 20035725

NET DEPOSIT \$ 1875.29

1113112995

DDA REGULAR DEPOSIT Date: 02/16 Amount: \$1,875.29

**Citizens State Bank** CHECKING DEPOSIT

☒ CASH INCLUDING CD

SIGN HERE FOR RECEIPT OF CASH

DATE 02/28/23

NAME City of Navasota Money Market

CITY

ACCOUNT NUMBER 20035725

NET DEPOSIT \$ 178.55

1113112995

DDA REGULAR DEPOSIT Date: 02/28 Amount: \$178.55



Date 3/31/23  
Primary Account

Page 1  
20035725

CITY OF NAVASOTA  
CITY MONEY MARKET  
PO BOX 910  
NAVASOTA TX 77868-0910

Limits have increased on your ATM and/or Debit Cards!  
You now are able to make withdrawal(s) up to \$600 per day at ATM's,  
and Point of Sale transactions up to \$3,000.  
BillPay (P2P) limits have increased as well!  
Person 2 Person limits are now \$3,000 per transaction,  
with a daily limit of \$6,000

CITY OF NAVASOTA FUNDS		Number of Enclosures	4
Account Number	20035725	Statement Dates	3/01/23 thru 4/02/23
Previous Balance	5,085,652.33	Days in the statement period	33
4 Deposits/Credits	4,230.76	Average Ledger	5,088,010.95
Checks/Debits	.00		
Service Charge	.00	Interest Earned	920.03
Interest Paid	864.24	Annual Percentage Yield Earned	0.20%
Ending Balance	5,090,747.33	2023 Interest Paid	2,504.31

#### ACTIVITY IN DATE ORDER

Date	Description	Amount
3/02	DDA REGULAR DEPOSIT	1,967.69
3/24	DDA REGULAR DEPOSIT	789.71
3/29	DDA REGULAR DEPOSIT	1,275.68
3/31	DDA REGULAR DEPOSIT	197.68
3/31	Interest Deposit	864.24

#### DAILY BALANCE INFORMATION

Date	Balance	Date	Balance	Date	Balance
3/01	5,085,652.33	3/24	5,088,409.73	3/31	5,090,747.33
3/02	5,087,620.02	3/29	5,089,685.41		

#### INTEREST RATE SUMMARY

Date	Interest Rate
2/28	0.200000%

**Citizens State Bank** CHECKING DEPOSIT

☒ CASH  
SIGN HERE FOR RECEIPT OF CASH

DATE: 03/02/23

NAME: City of Navasota Money Market

CITY:

ACCOUNT NUMBER: 20035725

NET DEPOSIT \$ 1967.69

1113112995

DDA REGULAR DEPOSIT Date: 03/02 Amount: \$1,967.69

**Citizens State Bank** CHECKING DEPOSIT

☒ CASH  
SIGN HERE FOR RECEIPT OF CASH

DATE: 03/29/23

NAME: City of Navasota Money Market

CITY:

ACCOUNT NUMBER: 20035725

NET DEPOSIT \$ 1275.68

1113112995

DDA REGULAR DEPOSIT Date: 03/29 Amount: \$1,275.68

**Citizens State Bank** CHECKING DEPOSIT

☒ CASH  
SIGN HERE FOR RECEIPT OF CASH

DATE: 3-24-23

NAME: City of Navasota Money Market

CITY:

ACCOUNT NUMBER: 20035725

NET DEPOSIT \$ 789.71

1113112995

DDA REGULAR DEPOSIT Date: 03/24 Amount: \$789.71

**Citizens State Bank** CHECKING DEPOSIT

☒ CASH  
SIGN HERE FOR RECEIPT OF CASH

DATE: 03/31/23

NAME: City of Navasota Money Market

CITY:

ACCOUNT NUMBER: 20035725

NET DEPOSIT \$ 197.68

1113112995

DDA REGULAR DEPOSIT Date: 03/31 Amount: \$197.68





CITY OF NAVASOTA  
ATTN MARIBEL FRANK  
PO BOX 910  
NAVASOTA TX 77868-0910

## MONTHLY STATEMENT OF ACCOUNT

**ACCOUNT:** 0930102200

**ACCOUNT NAME:** AP FUND

**STATEMENT PERIOD:** 01/01/2023 - 01/31/2023

TEXSTAR MONTHLY SUMMARY: THE AVERAGE MONTHLY RATE WAS 4.2515%. THE AVERAGE WEIGHTED AVERAGE MATURITY WAS 6 DAYS AND THE NET ASSET VALUE FOR 1/31/23 WAS 0.999905.

### MONTHLY ACTIVITY DETAIL

TRANSACTION DATE	DESCRIPTION	CONFIRMATION NUMBER	TRANSACTION AMOUNT	BALANCE
	BEGINNING BALANCE			133,832.80
01/31/2023	MONTHLY POSTING	9999888	483.15	134,315.95
	ENDING BALANCE			134,315.95

### MONTHLY ACCOUNT SUMMARY

BEGINNING BALANCE	133,832.80
TOTAL DEPOSITS	0.00
TOTAL WITHDRAWALS	0.00
TOTAL INTEREST	483.15
ENDING BALANCE	134,315.95
AVERAGE BALANCE	133,832.80

### ACTIVITY SUMMARY (YEAR-TO-DATE)

ACCOUNT NAME	DEPOSITS	WITHDRAWALS	INTEREST
AP FUND	0.00	0.00	483.15



CITY OF NAVASOTA  
ATTN MARIBEL FRANK  
PO BOX 910  
NAVASOTA TX 77868-0910

## MONTHLY STATEMENT OF ACCOUNT

**ACCOUNT:** 0930102200

**ACCOUNT NAME:** AP FUND

**STATEMENT PERIOD:** 02/01/2023 - 02/28/2023

TEXSTAR MONTHLY SUMMARY: THE AVERAGE MONTHLY RATE WAS 4.4919%. THE AVERAGE WEIGHTED AVERAGE MATURITY WAS 9 DAYS AND THE NET ASSET VALUE FOR 2/28/23 WAS 0.999898.

### MONTHLY ACTIVITY DETAIL

TRANSACTION DATE	DESCRIPTION	CONFIRMATION NUMBER	TRANSACTION AMOUNT	BALANCE
	BEGINNING BALANCE			134,315.95
02/28/2023	MONTHLY POSTING	9999888	462.82	134,778.77
	ENDING BALANCE			134,778.77

### MONTHLY ACCOUNT SUMMARY

BEGINNING BALANCE	134,315.95
TOTAL DEPOSITS	0.00
TOTAL WITHDRAWALS	0.00
TOTAL INTEREST	462.82
ENDING BALANCE	134,778.77
AVERAGE BALANCE	134,315.95

### ACTIVITY SUMMARY (YEAR-TO-DATE)

ACCOUNT NAME	DEPOSITS	WITHDRAWALS	INTEREST
AP FUND	0.00	0.00	945.97



CITY OF NAVASOTA  
ATTN MARIBEL FRANK  
PO BOX 910  
NAVASOTA TX 77868-0910

## MONTHLY STATEMENT OF ACCOUNT

**ACCOUNT:** 0930102200

**ACCOUNT NAME:** AP FUND

**STATEMENT PERIOD:** 03/01/2023 - 03/31/2023

TEXSTAR MONTHLY SUMMARY: THE AVERAGE MONTHLY RATE WAS 4.6066%. THE AVERAGE WEIGHTED AVERAGE MATURITY WAS 11 DAYS AND THE NET ASSET VALUE FOR 3/31/23 WAS 1.000029.

### MONTHLY ACTIVITY DETAIL


TRANSACTION DATE	DESCRIPTION	CONFIRMATION NUMBER	TRANSACTION AMOUNT	BALANCE
	BEGINNING BALANCE			134,778.77
03/31/2023	MONTHLY POSTING	9999888	527.32	135,306.09
	ENDING BALANCE			135,306.09

### MONTHLY ACCOUNT SUMMARY

BEGINNING BALANCE	134,778.77
TOTAL DEPOSITS	0.00
TOTAL WITHDRAWALS	0.00
TOTAL INTEREST	527.32
ENDING BALANCE	135,306.09
AVERAGE BALANCE	134,778.77

### ACTIVITY SUMMARY (YEAR-TO-DATE)

ACCOUNT NAME	DEPOSITS	WITHDRAWALS	INTEREST
AP FUND	0.00	0.00	1,473.29



# Summary Statement

January 31, 2023

Page 1 of 5

Investor ID: TX-01-0484

0000356-0006218 PDF 498135


City of Navasota  
PO Box 910 200 E McAlpine  
Navasota, TX 77868

## Texas CLASS

### Texas CLASS

Average Monthly Yield: 4.5742%

		Beginning Balance	Contributions	Withdrawals	Income Earned	Income Earned YTD	Average Daily Balance	Month End Balance
TX-01-0484-0001	NAVASOTA 01	433,115.45	0.00	0.00	1,685.63	1,685.63	434,006.47	434,801.08
TX-01-0484-0002	ARPA	1,009,231.86	0.00	0.00	3,927.85	3,927.85	1,011,308.09	1,013,159.71
TX-01-0484-0006	Capital Fund 2022	6,774,119.77	0.00	0.00	26,364.21	26,364.21	6,788,055.64	6,800,483.98
TOTAL		8,216,467.08	0.00	0.00	31,977.69	31,977.69	8,233,370.20	8,248,444.77



# Account Statement

January 31, 2023

Page 2 of 5

Account Number: TX-01-0484-0001

NAVASOTA 01


## Account Summary

Average Monthly Yield: 4.5742%

	Beginning Balance	Contributions	Withdrawals	Income Earned	Income Earned YTD	Average Daily Balance	Month End Balance
Texas CLASS	433,115.45	0.00	0.00	1,685.63	1,685.63	434,006.47	434,801.08

## Transaction Activity

Transaction Date	Transaction Description	Contributions	Withdrawals	Balance	Transaction Number
01/01/2023	Beginning Balance			433,115.45	
01/31/2023	Income Dividend Reinvestment	1,685.63			
01/31/2023	Ending Balance			434,801.08	



# Account Statement

January 31, 2023

Page 3 of 5

Account Number: TX-01-0484-0002

## ARPA


## Account Summary

Average Monthly Yield: 4.5742%

	Beginning Balance	Contributions	Withdrawals	Income Earned	Income Earned YTD	Average Daily Balance	Month End Balance
Texas CLASS	1,009,231.86	0.00	0.00	3,927.85	3,927.85	1,011,308.09	1,013,159.71

## Transaction Activity

Transaction Date	Transaction Description	Contributions	Withdrawals	Balance	Transaction Number
01/01/2023	Beginning Balance			1,009,231.86	
01/31/2023	Income Dividend Reinvestment	3,927.85			
01/31/2023	Ending Balance			1,013,159.71	



# Account Statement

January 31, 2023

Page 4 of 5

Account Number: TX-01-0484-0006

## Capital Fund 2022


## Account Summary

Average Monthly Yield: 4.5742%

	Beginning Balance	Contributions	Withdrawals	Income Earned	Income Earned YTD	Average Daily Balance	Month End Balance
Texas CLASS	6,774,119.77	0.00	0.00	26,364.21	26,364.21	6,788,055.64	6,800,483.98

## Transaction Activity

Transaction Date	Transaction Description	Contributions	Withdrawals	Balance	Transaction Number
01/01/2023	Beginning Balance			6,774,119.77	
01/31/2023	Income Dividend Reinvestment	26,364.21			
01/31/2023	Ending Balance			6,800,483.98	




## Texas CLASS

## Texas CLASS

Date	Dividend Rate	Daily Yield
01/01/2023	0.000000000	4.5211%
01/02/2023	0.000000000	4.5211%
01/03/2023	0.000123902	4.5225%
01/04/2023	0.000124030	4.5271%
01/05/2023	0.000124076	4.5288%
01/06/2023	0.000373140	4.5399%
01/07/2023	0.000000000	4.5399%
01/08/2023	0.000000000	4.5399%
01/09/2023	0.000124780	4.5544%
01/10/2023	0.000125090	4.5658%
01/11/2023	0.000125244	4.5714%
01/12/2023	0.000125508	4.5811%
01/13/2023	0.000501440	4.5756%
01/14/2023	0.000000000	4.5757%
01/15/2023	0.000000000	4.5757%
01/16/2023	0.000000000	4.5757%
01/17/2023	0.000125708	4.5883%
01/18/2023	0.000125650	4.5862%
01/19/2023	0.000125619	4.5851%
01/20/2023	0.000377253	4.5899%
01/21/2023	0.000000000	4.5899%
01/22/2023	0.000000000	4.5899%
01/23/2023	0.000125834	4.5929%
01/24/2023	0.000125794	4.5915%
01/25/2023	0.000126640	4.6223%
01/26/2023	0.000126255	4.6083%
01/27/2023	0.000378531	4.6055%
01/28/2023	0.000000000	4.6055%
01/29/2023	0.000000000	4.6055%
01/30/2023	0.000126374	4.6126%
01/31/2023	0.000126309	4.6103%

Performance results are shown net of all fees and expenses and reflect the reinvestment of dividends and other earnings. Many factors affect performance including changes in market conditions and interest rates and in response to other economic, political, or financial developments. Investment involves risk including the possible loss of principal. No assurance can be given that the performance objectives of a given strategy will be achieved. **Past performance is no guarantee of future results. Any financial and/or investment decision may incur losses.**





# Summary Statement

February 28, 2023

Page 1 of 5

Investor ID: TX-01-0484

0000355-0006235 PDF 506946


City of Navasota  
PO Box 910 200 E McAlpine  
Navasota, TX 77868

## Texas CLASS

### Texas CLASS

Average Monthly Yield: 4.7575%

		Beginning Balance	Contributions	Withdrawals	Income Earned	Income Earned YTD	Average Daily Balance	Month End Balance
TX-01-0484-0001	NAVASOTA 01	434,801.08	0.00	0.00	1,589.57	3,275.20	435,651.45	436,390.65
TX-01-0484-0002	ARPA	1,013,159.71	0.00	0.00	3,703.95	7,631.80	1,015,141.20	1,016,863.66
TX-01-0484-0006	Capital Fund 2022	6,800,483.98	0.00	0.00	24,861.31	51,225.52	6,813,783.97	6,825,345.29
TOTAL		8,248,444.77	0.00	0.00	30,154.83	62,132.52	8,264,576.62	8,278,599.60



# Account Statement

February 28, 2023

Page 2 of 5

Account Number: TX-01-0484-0001

NAVASOTA 01


## Account Summary

Average Monthly Yield: 4.7575%

	Beginning Balance	Contributions	Withdrawals	Income Earned	Income Earned YTD	Average Daily Balance	Month End Balance
Texas CLASS	434,801.08	0.00	0.00	1,589.57	3,275.20	435,651.45	436,390.65

## Transaction Activity

Transaction Date	Transaction Description	Contributions	Withdrawals	Balance	Transaction Number
02/01/2023	Beginning Balance			434,801.08	
02/28/2023	Income Dividend Reinvestment	1,589.57			
02/28/2023	Ending Balance			436,390.65	



# Account Statement

February 28, 2023

Page 3 of 5

Account Number: TX-01-0484-0002

## ARPA


## Account Summary

Average Monthly Yield: 4.7575%

	Beginning Balance	Contributions	Withdrawals	Income Earned	Income Earned YTD	Average Daily Balance	Month End Balance
Texas CLASS	1,013,159.71	0.00	0.00	3,703.95	7,631.80	1,015,141.20	1,016,863.66

## Transaction Activity

Transaction Date	Transaction Description	Contributions	Withdrawals	Balance	Transaction Number
02/01/2023	Beginning Balance			1,013,159.71	
02/28/2023	Income Dividend Reinvestment	3,703.95			
02/28/2023	Ending Balance			1,016,863.66	



# Account Statement

February 28, 2023

Page 4 of 5

Account Number: TX-01-0484-0006

## Capital Fund 2022

## Account Summary

Average Monthly Yield: 4.7575%

	Beginning Balance	Contributions	Withdrawals	Income Earned	Income Earned YTD	Average Daily Balance	Month End Balance
Texas CLASS	6,800,483.98	0.00	0.00	24,861.31	51,225.52	6,813,783.97	6,825,345.29

## Transaction Activity

Transaction Date	Transaction Description	Contributions	Withdrawals	Balance	Transaction Number
02/01/2023	Beginning Balance			6,800,483.98	
02/28/2023	Income Dividend Reinvestment	24,861.31			
02/28/2023	Ending Balance			6,825,345.29	




## Texas CLASS

## Texas CLASS

Date	Dividend Rate	Daily Yield
02/01/2023	0.000126276	4.6091%
02/02/2023	0.000127471	4.6527%
02/03/2023	0.000388533	4.7271%
02/04/2023	0.000000000	4.7271%
02/05/2023	0.000000000	4.7271%
02/06/2023	0.000130408	4.7599%
02/07/2023	0.000130459	4.7617%
02/08/2023	0.000130690	4.7697%
02/09/2023	0.000130295	4.7558%
02/10/2023	0.000391092	4.7583%
02/11/2023	0.000000000	4.7583%
02/12/2023	0.000000000	4.7583%
02/13/2023	0.000130742	4.7721%
02/14/2023	0.000130773	4.7732%
02/15/2023	0.000130887	4.7774%
02/16/2023	0.000130855	4.7762%
02/17/2023	0.000522540	4.7682%
02/18/2023	0.000000000	4.7682%
02/19/2023	0.000000000	4.7682%
02/20/2023	0.000000000	4.7682%
02/21/2023	0.000131130	4.7862%
02/22/2023	0.000131008	4.7818%
02/23/2023	0.000131002	4.7816%
02/24/2023	0.000393141	4.7831%
02/25/2023	0.000000000	4.7832%
02/26/2023	0.000000000	4.7832%
02/27/2023	0.000131236	4.7901%
02/28/2023	0.000131104	4.7853%

Performance results are shown net of all fees and expenses and reflect the reinvestment of dividends and other earnings. Many factors affect performance including changes in market conditions and interest rates and in response to other economic, political, or financial developments. Investment involves risk including the possible loss of principal. No assurance can be given that the performance objectives of a given strategy will be achieved. **Past performance is no guarantee of future results. Any financial and/or investment decision may incur losses.**



Summary Statement

March 31, 2023

Page 1 of 5


Investor ID: TX-01-0484

0000355-0006271 PDF 517316

City of Navasota  
PO Box 910 200 E McAlpine  
Navasota, TX 77868

Texas CLASS

Texas CLASS		Average Monthly Yield: 4.8597%						
		Beginning Balance	Contributions	Withdrawals	Income Earned	Income Earned YTD	Average Daily Balance	Month End Balance
TX-01-0484-0001	NAVASOTA 01	436,390.65	0.00	0.00	1,804.66	5,079.86	437,338.53	438,195.31
TX-01-0484-0002	ARPA	1,016,863.66	0.00	0.00	4,205.17	11,836.97	1,019,072.39	1,021,068.83
TX-01-0484-0006	Capital Fund 2022	6,825,345.29	0.00	0.00	28,225.79	79,451.31	6,840,170.66	6,853,571.08
TOTAL		8,278,599.60	0.00	0.00	34,235.62	96,368.14	8,296,581.58	8,312,835.22



# Account Statement

March 31, 2023

Page 2 of 5

Account Number: TX-01-0484-0001

NAVASOTA 01


## Account Summary

Average Monthly Yield: 4.8597%

	Beginning Balance	Contributions	Withdrawals	Income Earned	Income Earned YTD	Average Daily Balance	Month End Balance
Texas CLASS	436,390.65	0.00	0.00	1,804.66	5,079.86	437,338.53	438,195.31

## Transaction Activity

Transaction Date	Transaction Description	Contributions	Withdrawals	Balance	Transaction Number
03/01/2023	Beginning Balance			436,390.65	
03/31/2023	Income Dividend Reinvestment	1,804.66			
03/31/2023	Ending Balance			438,195.31	



## Account Statement

March 31, 2023

Page 3 of 5

Account Number: TX-01-0484-0002

### ARPA

### Account Summary


Average Monthly Yield: 4.8597%

	Beginning Balance	Contributions	Withdrawals	Income Earned	Income Earned YTD	Average Daily Balance	Month End Balance
Texas CLASS	1,016,863.66	0.00	0.00	4,205.17	11,836.97	1,019,072.39	1,021,068.83

### Transaction Activity

Transaction Date	Transaction Description	Contributions	Withdrawals	Balance	Transaction Number
03/01/2023	Beginning Balance			1,016,863.66	
03/31/2023	Income Dividend Reinvestment	4,205.17			
03/31/2023	Ending Balance			1,021,068.83	





# Account Statement

March 31, 2023

Page 4 of 5

Account Number: TX-01-0484-0006

## Capital Fund 2022

## Account Summary

Average Monthly Yield: 4.8597%

	Beginning Balance	Contributions	Withdrawals	Income Earned	Income Earned YTD	Average Daily Balance	Month End Balance
Texas CLASS	6,825,345.29	0.00	0.00	28,225.79	79,451.31	6,840,170.66	6,853,571.08

## Transaction Activity

Transaction Date	Transaction Description	Contributions	Withdrawals	Balance	Transaction Number
03/01/2023	Beginning Balance			6,825,345.29	
03/31/2023	Income Dividend Reinvestment	28,225.79			
03/31/2023	Ending Balance			6,853,571.08	



## Texas CLASS

## Texas CLASS

Date	Dividend Rate	Daily Yield
03/01/2023	0.000131611	4.8038%
03/02/2023	0.000131775	4.8101%
03/03/2023	0.000395598	4.8131%
03/04/2023	0.000000000	4.8131%
03/05/2023	0.000000000	4.8131%
03/06/2023	0.000132221	4.8268%
03/07/2023	0.000132283	4.8283%
03/08/2023	0.000132130	4.8228%
03/09/2023	0.000132358	4.8311%
03/10/2023	0.000397203	4.8326%
03/11/2023	0.000000000	4.8326%
03/12/2023	0.000000000	4.8326%
03/13/2023	0.000132356	4.8310%
03/14/2023	0.000132197	4.8252%
03/15/2023	0.000132092	4.8214%
03/16/2023	0.000132320	4.8297%
03/17/2023	0.000396651	4.8256%
03/18/2023	0.000000000	4.8259%
03/19/2023	0.000000000	4.8259%
03/20/2023	0.000131972	4.8170%
03/21/2023	0.000131970	4.8169%
03/22/2023	0.000132165	4.8240%
03/23/2023	0.000133025	4.8551%
03/24/2023	0.000405045	4.9281%
03/25/2023	0.000000000	4.9281%
03/26/2023	0.000000000	4.9281%
03/27/2023	0.000135675	4.9521%
03/28/2023	0.000136155	4.9697%
03/29/2023	0.000136488	4.9818%
03/30/2023	0.000136964	4.9992%
03/31/2023	0.000137143	5.0057%

Performance results are shown net of all fees and expenses and reflect the reinvestment of dividends and other earnings. Many factors affect performance including changes in market conditions and interest rates and in response to other economic, political, or financial developments. Investment involves risk including the possible loss of principal. No assurance can be given that the performance objectives of a given strategy will be achieved. **Past performance is no guarantee of future results. Any financial and/or investment decision may incur losses.**

TexPool Participant Services  
1001 Texas Avenue, Suite 1150  
Houston, TX 77002



## Participant Statement

CITY OF NAVASOTA  
AP FUND II  
ATTN MARIBEL FRANK  
PO BOX 910  
NAVASOTA TX 77868-0910

Statement Period 01/01/2023 - 01/31/2023

Page 1 of 2

Customer Service 1-866-TEX-POOL

Location ID 000079076

Investor ID 000016023

### TexPool Update

Keep up to date with the latest market talk from our portfolio managers and strategists by visiting the Insights page of TexPool.com.

### TexPool Summary

Pool Name	Beginning Balance	Total Deposits	Total Withdrawals	Total Interest	Current Balance	Average Balance
Texas Local Government Investment Pool	\$134,160.65	\$0.00	\$0.00	\$483.56	\$134,644.21	\$134,176.25
<b>Total Dollar Value</b>	<b>\$134,160.65</b>	<b>\$0.00</b>	<b>\$0.00</b>	<b>\$483.56</b>	<b>\$134,644.21</b>	

### Portfolio Value

Pool Name	Pool/Account	Market Value (01/01/2023)	Share Price (01/31/2023)	Shares Owned (01/31/2023)	Market Value (01/31/2023)
Texas Local Government Investment Pool	449/7907600001	\$134,160.65	\$1.00	134,644.210	\$134,644.21
<b>Total Dollar Value</b>		<b>\$134,160.65</b>			<b>\$134,644.21</b>

### Interest Summary

Pool Name	Pool/Account	Month-to-Date Interest	Year-to-Date Interest
Texas Local Government Investment Pool	449/7907600001	\$483.56	\$483.56
<b>Total</b>		<b>\$483.56</b>	<b>\$483.56</b>



\* TXP\_\*65210\*0173650004.07090.07090.CNSTEX\*01.INVMTX\*TEX\*000079076

00151791

# Participant Statement

CITY OF NAVASOTA  
AP FUND II  
ATTN MARIBEL FRANK  
PO BOX 910  
NAVASOTA TX 77868-0910

**Statement Period** 02/01/2023 - 02/28/2023

Page 1 of 2

**Customer Service** 1-866-TEX-POOL  
**Location ID** 000079076  
**Investor ID** 000016023

## TexPool Update

Keep up to date with the latest market talk from our portfolio managers and strategists by visiting the Insights page of TexPool.com.

## TexPool Summary

Pool Name	Beginning Balance	Total Deposits	Total Withdrawals	Total Interest	Current Balance	Average Balance
Texas Local Government Investment Pool	\$134,644.21	\$0.00	\$0.00	\$464.72	\$135,108.93	\$134,660.81
<b>Total Dollar Value</b>	<b>\$134,644.21</b>	<b>\$0.00</b>	<b>\$0.00</b>	<b>\$464.72</b>	<b>\$135,108.93</b>	

## Portfolio Value

Pool Name	Pool/Account	Market Value (02/01/2023)	Share Price (02/28/2023)	Shares Owned (02/28/2023)	Market Value (02/28/2023)
Texas Local Government Investment Pool	449/7907600001	\$134,644.21	\$1.00	135,108.930	\$135,108.93
<b>Total Dollar Value</b>		<b>\$134,644.21</b>			<b>\$135,108.93</b>

## Interest Summary

Pool Name	Pool/Account	Month-to-Date Interest	Year-to-Date Interest
Texas Local Government Investment Pool	449/7907600001	\$464.72	\$948.28
<b>Total</b>		<b>\$464.72</b>	<b>\$948.28</b>



00151791

**Statement Period**      **02/01/2023 - 02/28/2023**

Page 2 of 2

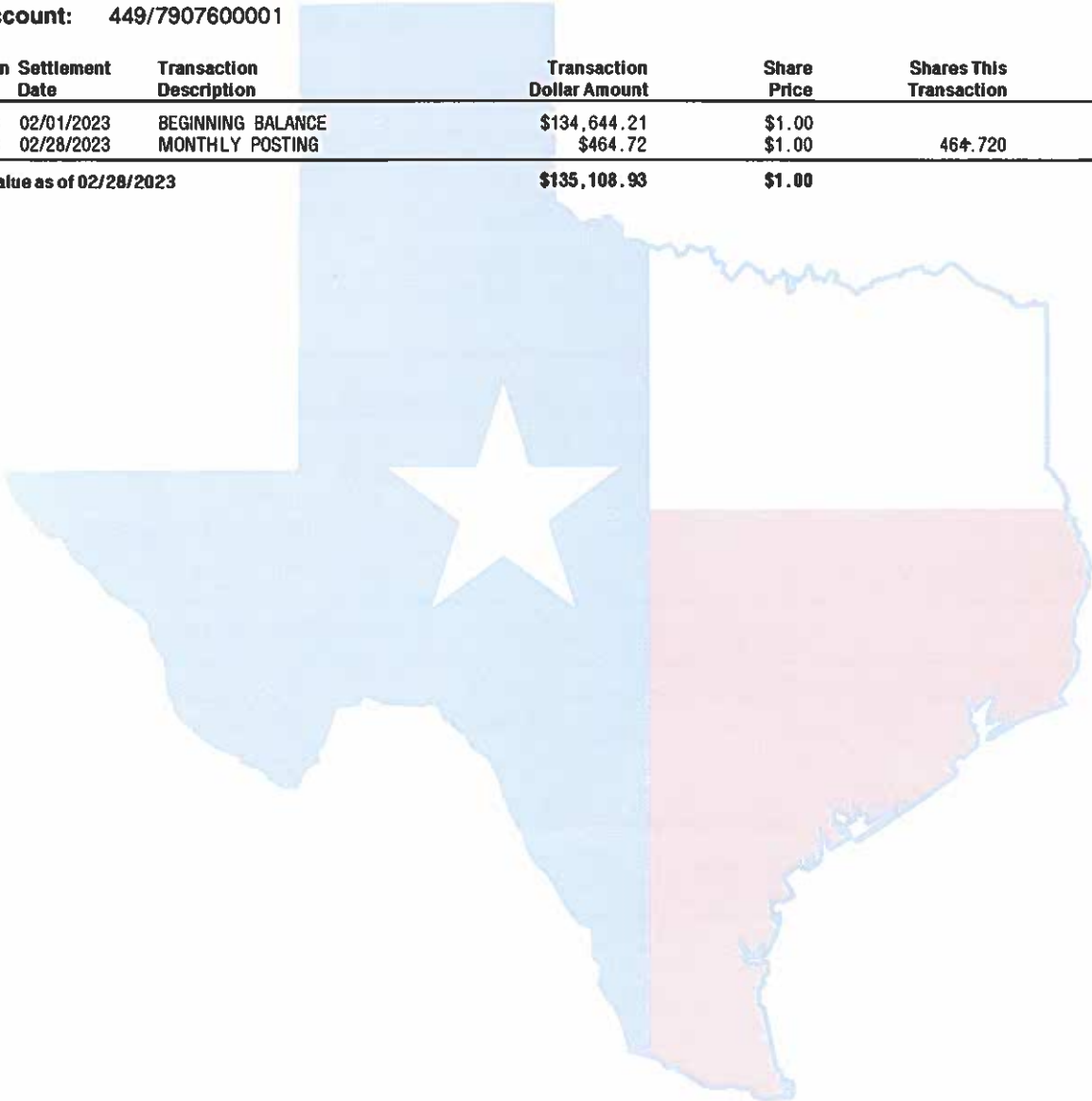
## Transaction Detail

**Texas Local Government Investment Pool**

**Participant:** CITY OF NAVASOTA

**Pool/Account:** 449/7907600001

Transaction Date	Settlement Date	Transaction Description	Transaction Dollar Amount	Share Price	Shares This Transaction	Shares Owned
02/01/2023	02/01/2023	BEGINNING BALANCE	\$134,644.21	\$1.00		134,644.210
02/28/2023	02/28/2023	MONTHLY POSTING	\$464.72	\$1.00	464.720	135,108.930
<b>Account Value as of 02/28/2023</b>			<b>\$135,108.93</b>	<b>\$1.00</b>		<b>135,108.930</b>





# Participant Statement

CITY OF NAVASOTA  
AP FUND II  
ATTN MARIBEL FRANK  
PO BOX 910  
NAVASOTA TX 77868-0910

**Statement Period** 03/01/2023 - 03/31/2023

Page 1 of 2

**Customer Service** 1-866-TEX-POOL  
**Location ID** 000079076  
**Investor ID** 000016023

## TexPool Update

Keep up to date with the latest market talk from our portfolio managers and strategists by visiting the Insights page of TexPool.com.

## TexPool Summary

Pool Name	Beginning Balance	Total Deposits	Total Withdrawals	Total Interest	Current Balance	Average Balance
Texas Local Government Investment Pool	\$135,108.93	\$0.00	\$0.00	\$529.09	\$135,638.02	\$135,126.00
<b>Total Dollar Value</b>	<b>\$135,108.93</b>	<b>\$0.00</b>	<b>\$0.00</b>	<b>\$529.09</b>	<b>\$135,638.02</b>	

## Portfolio Value

Pool Name	Pool/Account	Market Value (03/01/2023)	Share Price (03/31/2023)	Shares Owned (03/31/2023)	Market Value (03/31/2023)
Texas Local Government Investment Pool	449/7907600001	\$135,108.93	\$1.00	135,638.020	\$135,638.02
<b>Total Dollar Value</b>		<b>\$135,108.93</b>			<b>\$135,638.02</b>

## Interest Summary

Pool Name	Pool/Account	Month-to-Date Interest	Year-to-Date Interest
Texas Local Government Investment Pool	449/7907600001	\$529.09	\$1,477.37
<b>Total</b>		<b>\$529.09</b>	<b>\$1,477.37</b>





Statement Period 03/01/2023 - 03/31/2023

Page 2 of 2

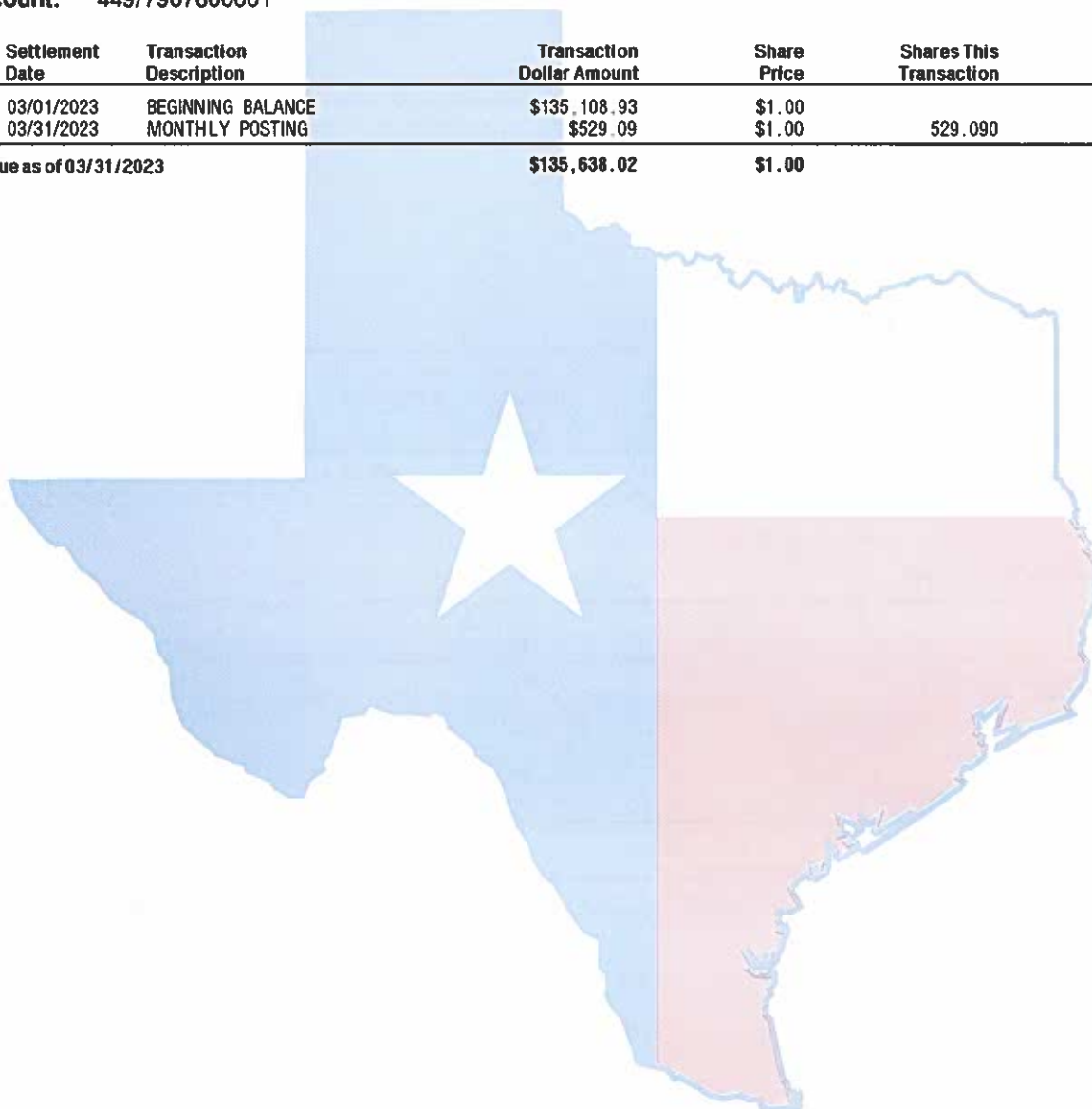
## Transaction Detail

### Texas Local Government Investment Pool

Participant: CITY OF NAVASOTA

Pool/Account: 449/7907600001

Transaction Date	Settlement Date	Transaction Description	Transaction Dollar Amount	Share Price	Shares This Transaction	Shares Owned
03/01/2023	03/01/2023	BEGINNING BALANCE	\$135,108.93	\$1.00		135,108.930
03/31/2023	03/31/2023	MONTHLY POSTING	\$529.09	\$1.00	529.090	135,638.020
Account Value as of 03/31/2023			\$135,638.02	\$1.00		135,638.020



QUARTERLY INVESTMENTS SUMMARY  
FOR THE PERIOD ENDING 06/30/2023

THIS REPORT HAS BEEN PREPARED IN COMPLIANCE WITH THE INVESTMENT POLICY OF THE CITY OF NAVASOTA AND THE PFIA



---

INVESTMENT OFFICER  
CHIEF FINANCIAL OFFICER



---

INVESTMENT OFFICER  
CITY MANAGER



QUARTERLY INVESTMENTS SUMMARY  
FOR THE PERIOD ENDING 06/30/2023

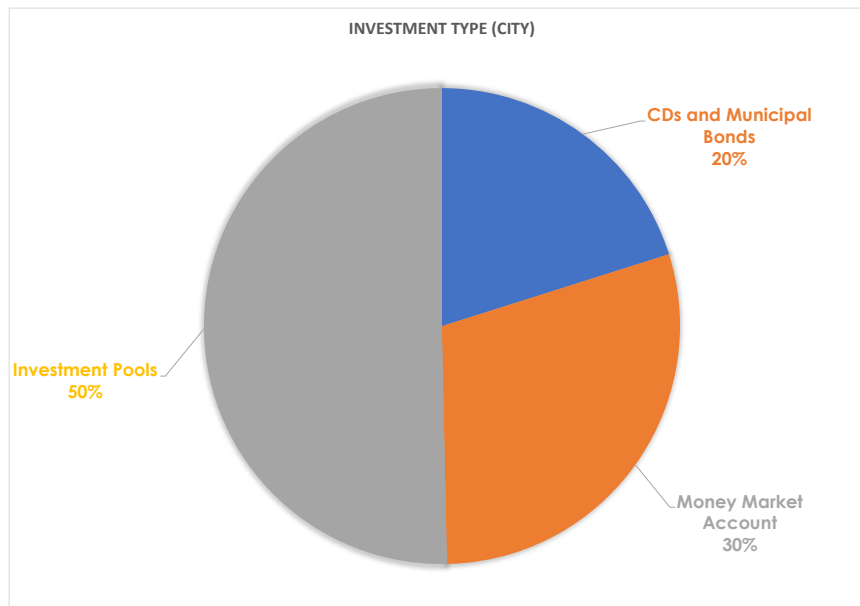
INVESTMENTS FOR CITY - ROLLFORWARD

<u>Custodian</u>	<u>Type</u>	<u>Identifier</u>	<u>Maturity Date</u>	<u>Account Name</u>	<u>3/31/2023 Beginning Amount</u>	<u>Matured</u>	<u>Interest Income</u>	<u>6/30/2023 Ending Balance</u>
TIB Capital Markets								
	Certificates of Deposit							
		02007GNN9	2/10/2025	ALLY BANK CD	248,000	-	-	248,000
		02589ABL5	3/4/2024	AMERICAN EXPR NATL BK CD	248,000	-	-	248,000
		05580AE26	9/24/2024	BMW BANK NA CD	245,000	-	-	245,000
		05600XCP3	4/13/2026	BMO HARRIS BANK NA CD	245,000	-	-	245,000
		066519QT9	3/31/2026	BANKUNITED NA CD	245,000	-	-	245,000
		254673B70	4/28/2025	DISCOVER BK CD	246,000	-	-	246,000
		38149MA94	9/29/2026	GOLDMAN SACHS BANK CD	245,000	-	-	245,000
		48128UZC6	2/17/2026	JPMORGAN CHASE BK NA CD	245,000	-	-	245,000
		61768U4A2	4/29/2027	MORGAN STANLEY PRIVATE BK CD	246,000	-	-	246,000
		07371AXP3	2/10/2027	BEAL BK PLANO TX	248,000	-	-	248,000
	Total Certificates of Deposit				2,461,000	-	-	2,461,000
	Municipal Bonds							
		752754PG0	8/1/2025	RANDOLPH TWP NJ SD GO	235,865	-	-	235,865
		229831JL7	8/15/2025	CUERO TX ISD REF GP BDQ	292,375	-	-	292,375
		882806HH8	2/15/2026	TEXAS TECH UNIV REV TAX REF	486,375	-	-	486,375
	Total Municipal Bonds				1,014,615	-	-	1,014,615
	Total CDs and Municipal Bonds				3,475,615	-	-	3,475,615
Citizens State Bank								
	Money Market Account							
		Account # 20035725	N/A		5,090,747	-	10,840	5,101,588
TexSTAR								
	Investment Pool							
		0930102200	N/A	AP Fund	135,306	-	1,688	136,995
TexasCLASS								
	Investment Pool							
		TX-01-0484-0001	N/A	Navasota 01	438,195	-	5,682	443,878
		TX-01-0484-0002	N/A	ARPA	1,021,069	-	13,241	1,034,310
		TX-01-0484-0006	N/A	Capital Projects 2022	6,853,571	-	88,874	6,942,445
TexPool								
	Investment Pool							
		449/7907600001	N/A	AP Fund II	135,638	-	1,682	137,320
	Total Investment Pools				8,583,779	-	111,167	8,694,946
TOTAL CITY INVESTMENTS					17,150,142	-	122,007	17,272,149

QUARTERLY INVESTMENTS SUMMARY  
FOR THE PERIOD ENDING 06/30/2023

INVESTMENTS FOR CITY - REPORTED BY TYPE

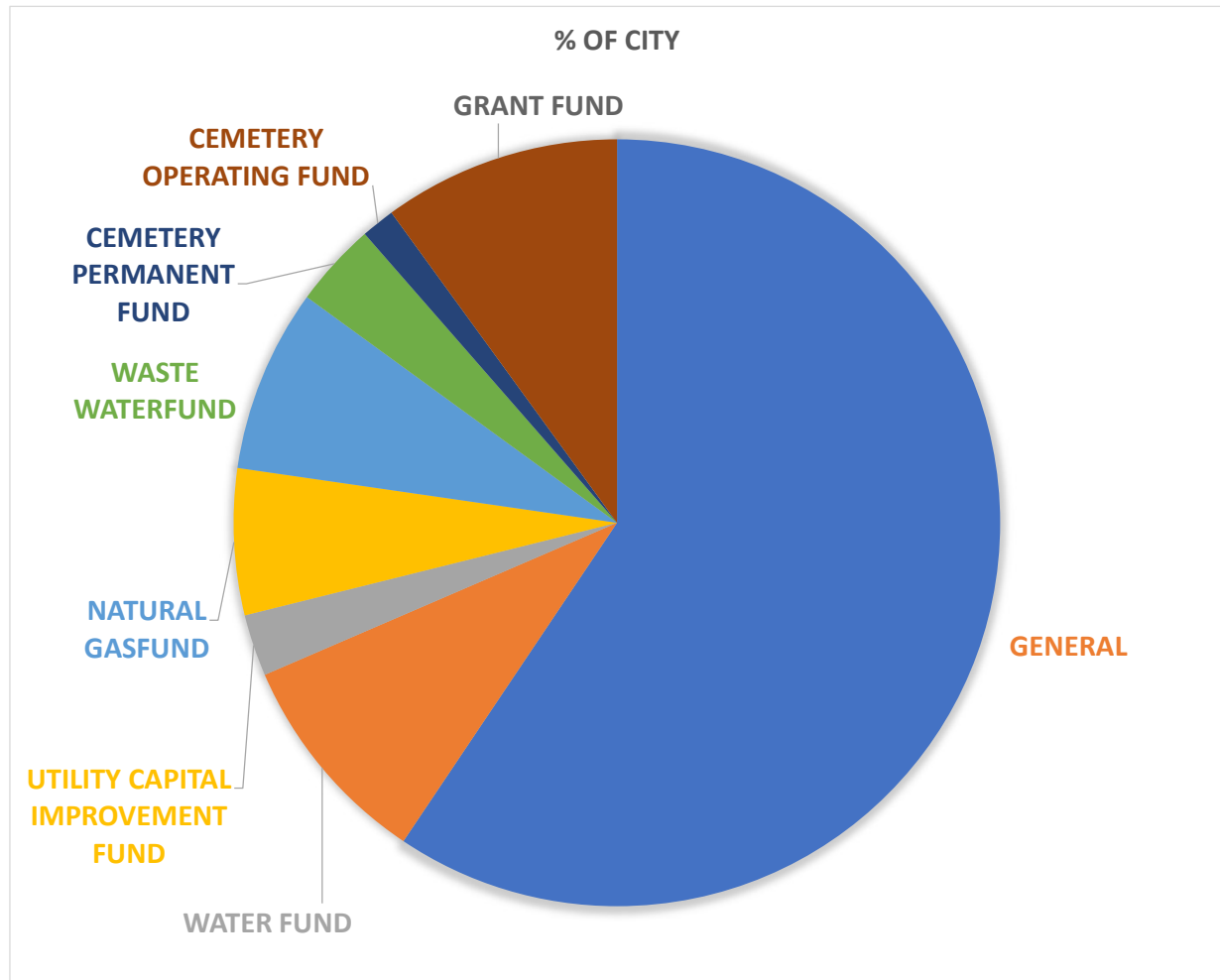
<u>Custodian</u>	<u>Type</u>	<u>Identifier</u>	<u>Maturity Date</u>	<u>Account Name</u>	<u>Amount</u>	<u>% of City</u>	
TIB Capital Markets	Certificates of Deposit	02007GNN9	2/10/2025	ALLY BANK CD	248,000		
		02589ABL5	3/4/2024	AMERICAN EXPR NATL BK CD	248,000		
		05580AE26	9/24/2024	BMW BANK NA CD	245,000		
		05600XCP3	4/13/2026	BMO HARRIS BANK NA CD	245,000		
		066519QT9	3/31/2026	BANKUNITED NA CD	245,000		
		254673B70	4/28/2025	DISCOVER BK CD	246,000		
		38149MA94	9/29/2026	GOLDMAN SACHS BANK CD	245,000		
		48128UZC6	2/17/2026	JPMORGAN CHASE BK NA CD	245,000		
		61768U4A2	4/29/2027	MORGAN STANLEY PRIVATE BK CD	246,000		
		07371AXP3	2/10/2027	BEAL BK PLANO TX	248,000		
		Total Certificates of Deposit				2,461,000	
	Municipal Bonds	752754PG0	8/1/2025	RANDOLPH TWP NJ SD GO	235,865		
		229831JL7	8/15/2025	CUERO TX ISD REF GP BDQ	292,375		
		882806HH8	2/15/2026	TEXAS TECH UNIV REV TAX REF	486,375		
		Total Municipal Bonds				1,014,615	
	Total CDs and Municipal Bonds					3,475,615	20%
	Citizens State Bank	Money Market Account	Account # 20035725	N/A		5,101,588	30%
	TexSTAR	Investment Pool	0930102200	N/A	AP Fund	136,995	
	TexasCLASS	Investment Pool	TX-01-0484-0001	N/A	Navasota 01	443,878	
			TX-01-0484-0002	N/A	ARPA	1,034,310	
			TX-01-0484-0006	N/A	Capital Projects 2022	6,942,445	
TexPool	Investment Pool	449/7907600001	N/A	AP Fund II	137,320		
Total Investment Pools					8,694,946	50%	
TOTAL CITY INVESTMENTS					17,272,149		



**QUARTERLY INVESTMENTS SUMMARY  
FOR THE PERIOD ENDING 06/30/2023**

**INVESTMENTS FOR CITY - REPORTED BY FUND**

<u>Fund #</u>	<u>Fund Name</u>	<u>Amount</u>	<u>% of City</u>
100	GENERAL	6,135,721.16	36%
200	WATER FUND	942,016.36	5%
210	UTILITY CAPITAL IMPROVEMENT FUND	268,794.12	2%
300	NATURAL GAS FUND	636,828.78	4%
400	WASTE WATER FUND	799,391.08	5%
520	CEMETERY PERMANENT FUND	366,466.71	2%
525	CEMETERY OPERATING FUND	146,176.72	1%
540	GRANT FUND	1,034,309.56	6%
905	CAPITAL PROJECTS	6,942,444.76	40%
		<u>17,272,149.25</u>	<u>100%</u>

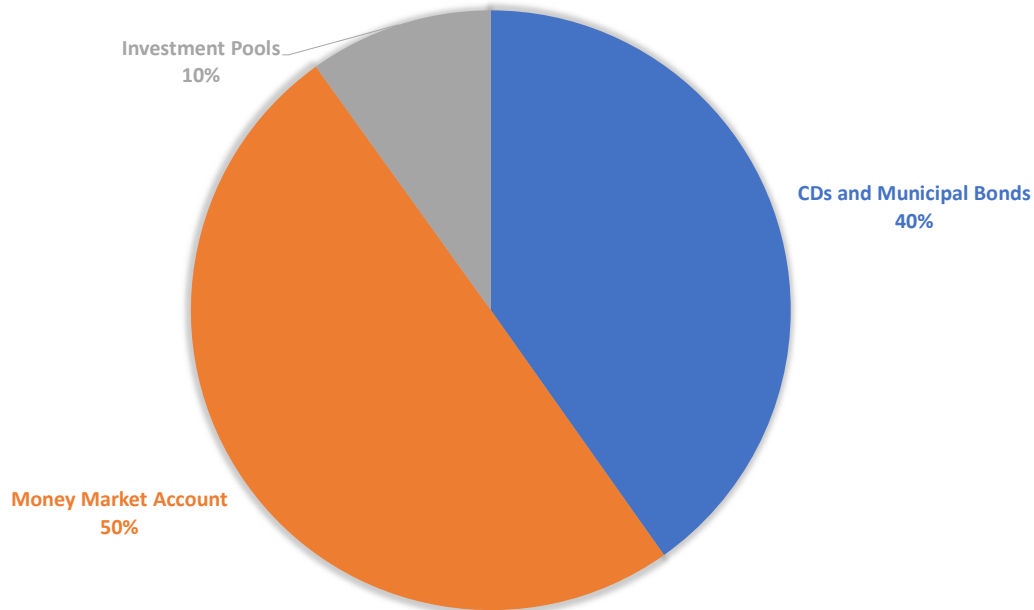


**QUARTERLY INVESTMENTS SUMMARY  
FOR THE PERIOD ENDING 06/30/2023**

**INVESTMENTS FOR GENERAL FUND (Fund 100)**

<u>Custodian</u>	<u>General Ledger Acct #</u>	<u>Account Name</u>	<u>Amount</u>	<u>% of Fund</u>
<b>CDs and Municipal Bonds</b>				
<b>TIB Capital Markets</b>	100-0-200.07	BECKER-BEST MUSEUM FUNDS	77,142.45	
	100-0-200.09	VOLUNTARY FIRE FUND	75,583.63	
	100-0-200.10	LIBRARY INV - MADELEY EST.	11,680.20	
	100-0-200.12	VOLUNTARY PARK FUND	99,786.54	
	100-0-200.18	ANIMAL SHELTER DONATIONS	24,020.78	
	100-0-200.19	GRACE PARK FUND	40,690.39	
	100-0-200.21	SIDEWALK FEE IN LIEU OF	99,976.91	
	100-0-200.22	EQUIPMENT ESCROW	2,037,420.52	
<b>Total CDs and Municipal Bonds</b>			<u>2,466,301.40</u>	40%
<b>Money Market Account</b>				
<b>Citizens State Bank</b>	100-0-200.06	O & M RESERVE INVESTMENTS	3,060,953.54	50%
<b>Investment Pools</b>				
<b>TexSTAR</b>	100-0-200.04	O & M RESERVE - TEXSTAR	82,196.73	
<b>TexasCLASS</b>	100-0-200.11	STREET & DRAINAGE INV.	443,877.63	
<b>TexPool</b>	100-0-200.05	O & M RESERVE - TEXPOOL	82,391.86	
<b>Total Investment Pools</b>			<u>608,466.22</u>	10%
<b>TOTAL GENERAL FUND INVESTMENTS</b>			<b>6,135,721.16</b>	

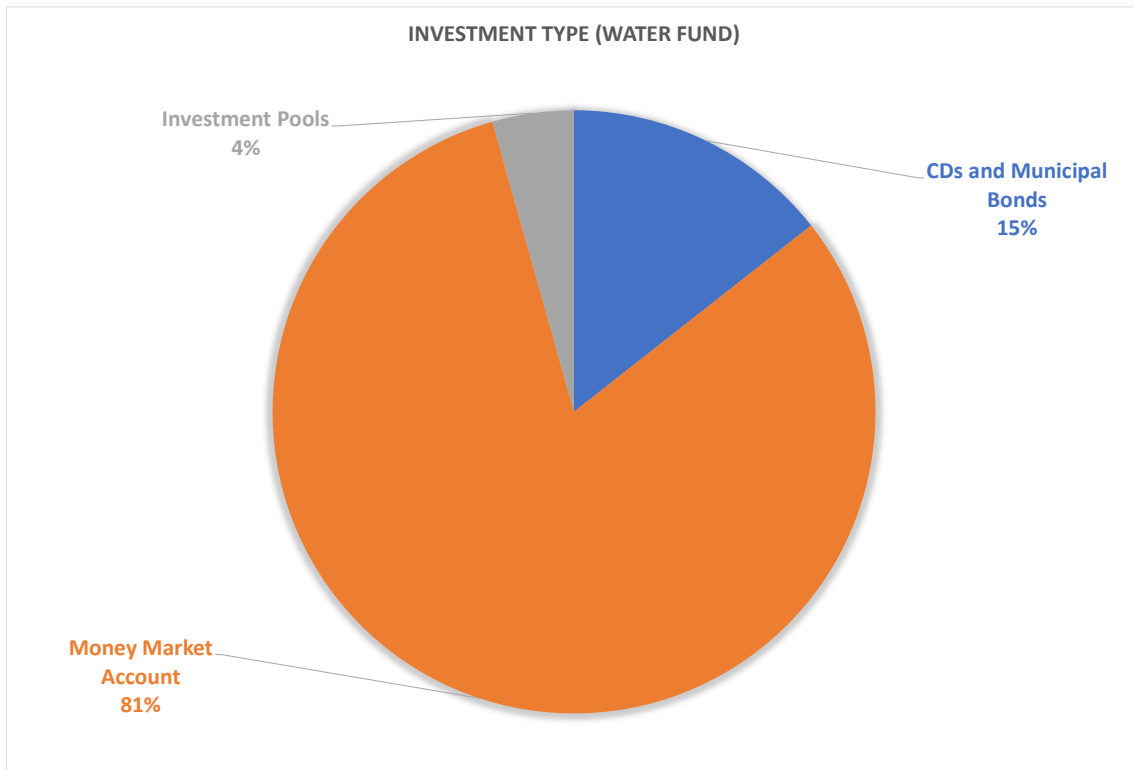
**INVESTMENT TYPE (GENERAL FUND)**



**QUARTERLY INVESTMENTS SUMMARY  
FOR THE PERIOD ENDING 06/30/2023**

**INVESTMENTS FOR WATER FUND (Fund 200)**

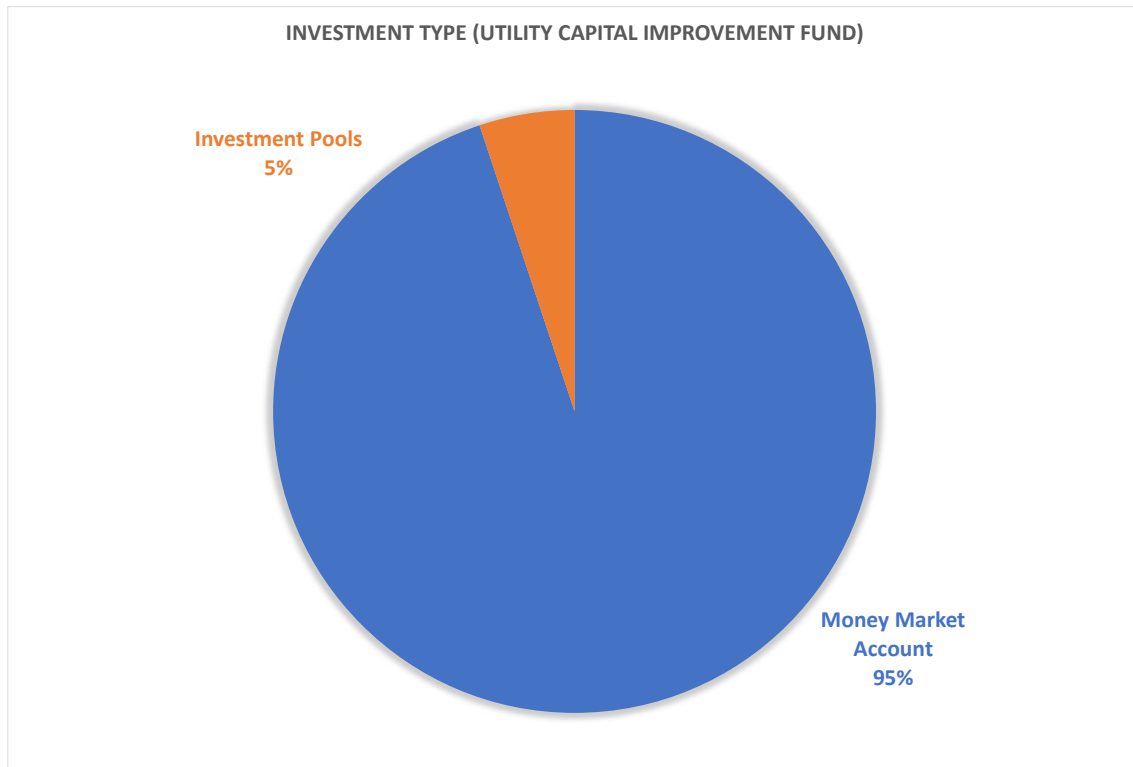
<u>Custodian</u>	<u>General Ledger Acct #</u>	<u>Account Name</u>	<u>Amount</u>	<u>% of Fund</u>
<b>CDs and Municipal Bonds</b>				
TIB Capital Markets	200-0-200.00	INVESTMENTS METER DEPOSITS	135,631.36	14%
<b>Money Market Account</b>				
Citizens State Bank	200-0-200.06	O & M RESERVE INVESTMENTS	765,237.87	81%
<b>Investment Pools</b>				
TexSTAR	200-0-200.04	O & M RESERVE - TEXSTAR	20,549.19	
TexPool	200-0-200.05	O & M RESERVE - TEXPOOL	20,597.94	
<b>Total Investment Pools</b>			<u>41,147.13</u>	4%
<b>TOTAL WATER FUND INVESTMENTS</b>			<b>942,016.36</b>	



**QUARTERLY INVESTMENTS SUMMARY  
FOR THE PERIOD ENDING 06/30/2023**

**INVESTMENTS FOR UTILITY CAPITAL IMPROVEMENT FUND (Fund 210)**

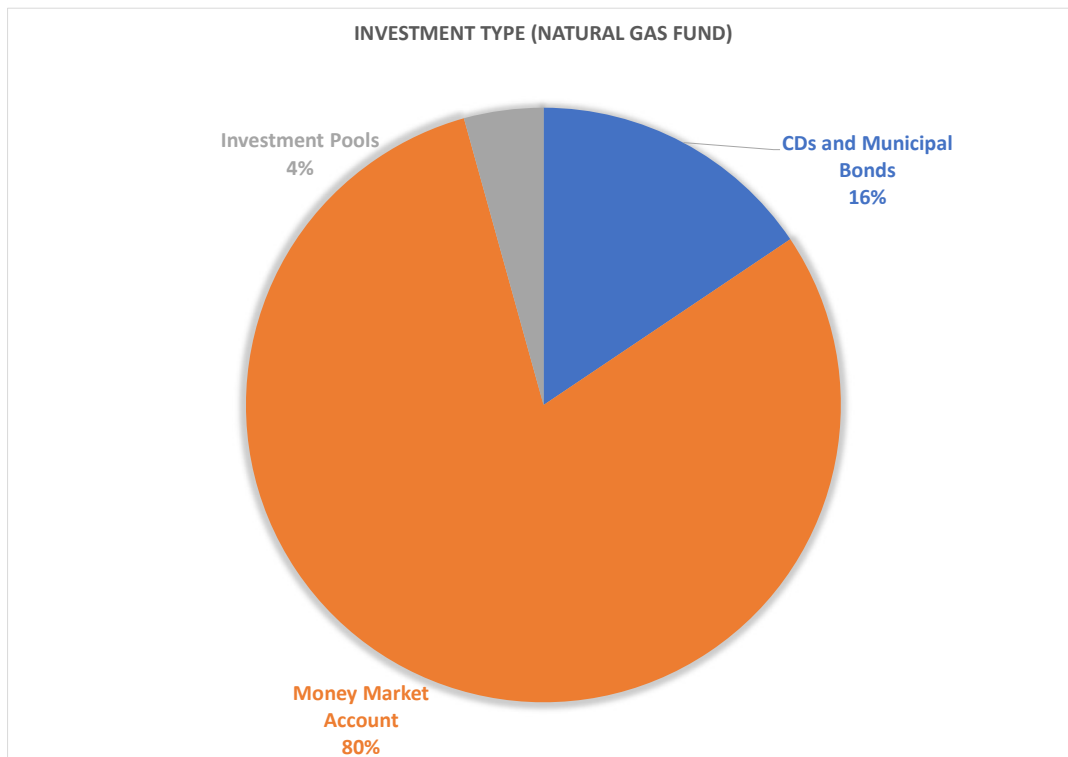
<u>Custodian</u>	<u>General Ledger Acct #</u>	<u>Account Name</u>	<u>Amount</u>	<u>% of Fund</u>
<b>Money Market Account</b>				
Citizens State Bank	210-0-200.06	O & M RESERVE INVESTMENTS	255,078.43	95%
<b>Investment Pools</b>				
TexSTAR	210-0-200.04	O & M RESERVE - TEXSTAR	6,849.72	
TexPool	210-0-200.05	O & M RESERVE - TEXPOOL	6,865.97	
<b>Total Investment Pools</b>			<u>13,715.69</u>	5%
<b>TOTAL UTILITY CAPITAL IMPROVEMENT FUND INVESTMENTS</b>			<b>268,794.12</b>	



**QUARTERLY INVESTMENTS SUMMARY  
FOR THE PERIOD ENDING 06/30/2023**

**INVESTMENTS FOR NATURAL GAS FUND (Fund 300)**

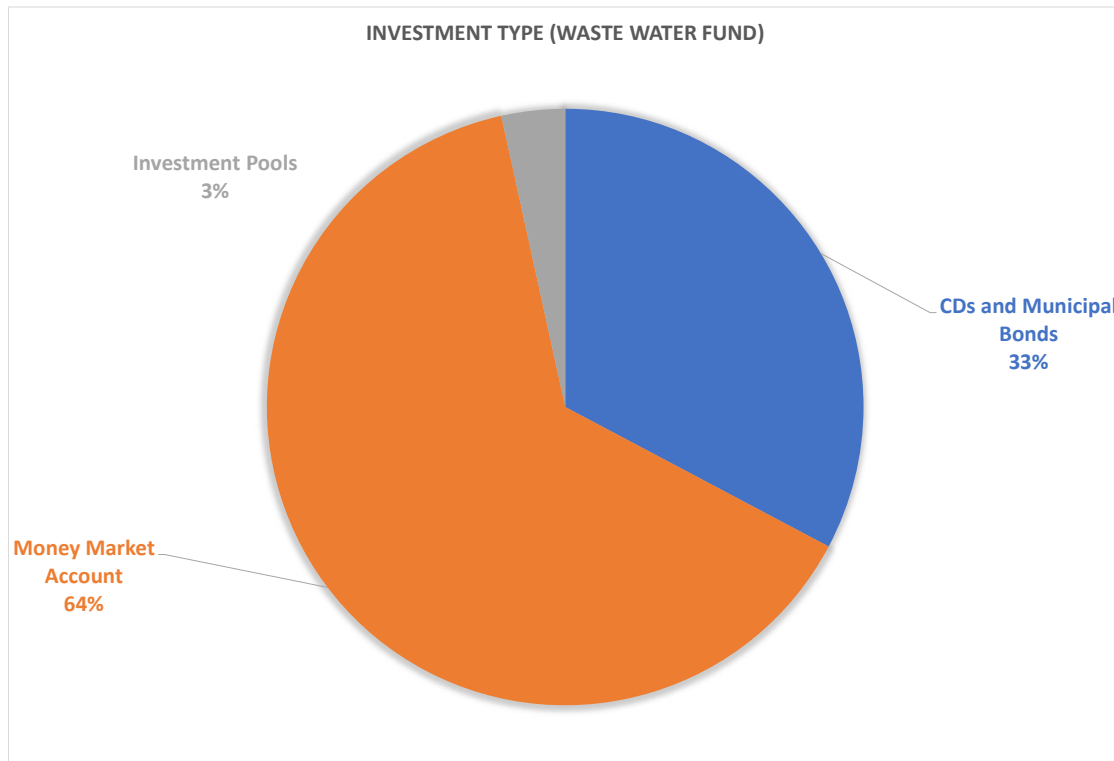
<u>Custodian</u>	<u>General Ledger Acct #</u>	<u>Account Name</u>	<u>Amount</u>	<u>% of Fund</u>
<b>CDs and Municipal Bonds</b>				
TIB Capital Markets	300-0-200.00	INVESTMENTS METER DEPOSITS	85,115.39	
	300-0-200.04	JR.LIEN RESERVE INV-MTG ASSN	14,122.96	
<b>Total CDs and Municipal Bonds</b>			99,238.35	16%
<b>Money Market Account</b>				
Citizens State Bank	300-0-200.06	O & M RESERVE INVESTMENTS	510,158.99	80%
<b>Investment Pools</b>				
TexSTAR	300-0-201.04	O & M RESERVE - TEXSTAR	13,699.46	
TexPool	300-0-201.05	O & M RESERVE - TEXPOOL	13,731.98	
<b>Total Investment Pools</b>			27,431.44	4%
<b>TOTAL NATURAL GAS FUND INVESTMENTS</b>			<b>636,828.78</b>	



**QUARTERLY INVESTMENTS SUMMARY  
FOR THE PERIOD ENDING 06/30/2023**

**INVESTMENTS FOR WASTE WATER FUND (Fund 400)**

<u>Custodian</u>	<u>General Ledger Acct #</u>	<u>Account Name</u>	<u>Amount</u>	<u>% of Fund</u>
<b>CDs and Municipal Bonds</b>				
TIB Capital Markets	400-0-200.02	SW SYSTEM IMPROVEMENTS INV	261,800.65	33%
<b>Money Market Account</b>				
Citizens State Bank	400-0-200.06	O & M RESERVE INVESTMENTS	510,158.99	64%
<b>Investment Pools</b>				
TexSTAR	400-0-200.04	O & M RESERVE - TEXSTAR	13,699.46	
TexPool	400-0-200.05	O & M RESERVE - TEXPOOL	13,731.98	
<b>Total Investment Pools</b>			<u>27,431.44</u>	3%
<b>TOTAL WASTE WATER FUND INVESTMENTS</b>			<b>799,391.08</b>	





QUARTERLY INVESTMENTS SUMMARY  
FOR THE PERIOD ENDING 06/30/2023


INVESTMENTS FOR CEMETERY PERMANENT FUND (Fund 520)

<u>Custodian</u>	<u>General Ledger Acct #</u>	<u>Account Name</u>	<u>Amount</u>	<u>% of Fund</u>
<b>CDs and Municipal Bonds</b>				
TIB Capital Markets	520-0-201.00	OAKLAND CEM PERT TRUST	366,198.69	
	520-0-201.05	CEMETERY STREET FUND	268.03	
<b>Total CDs, Municipal Bonds, Agency Bonds</b>			366,466.71	100%

TOTAL CEMETERY PERMANENT FUND INVESTMENTS

366,466.71

INVESTMENT TYPE (CEMETERY PERMANENT FUND)



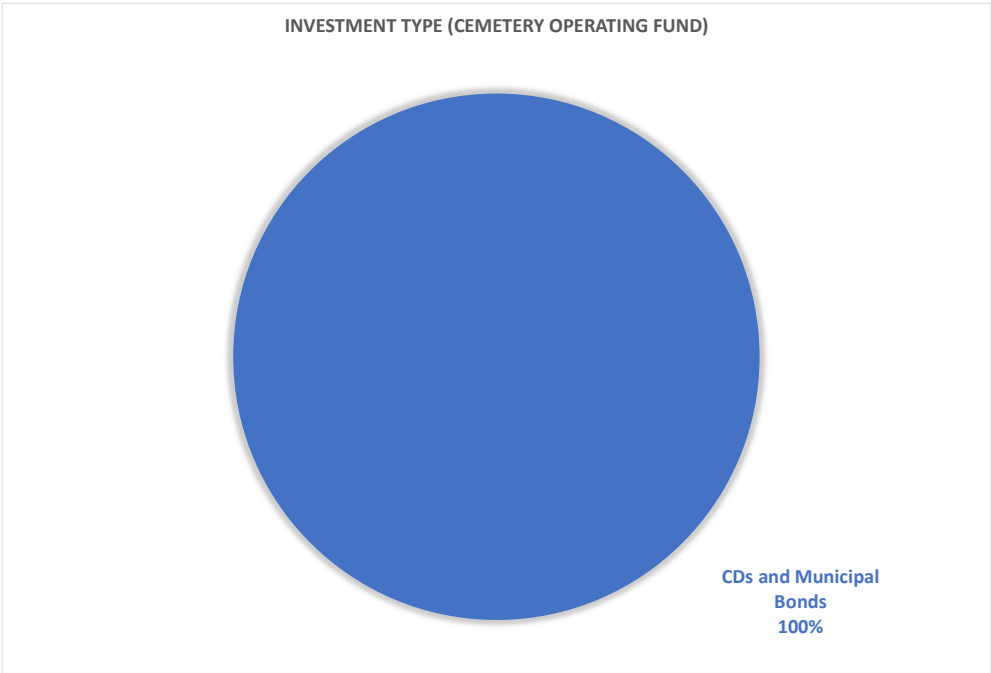
CDs and Municipal  
Bonds  
100%

QUARTERLY INVESTMENTS SUMMARY  
FOR THE PERIOD ENDING 06/30/2023

INVESTMENTS FOR CEMETERY OPERATING FUND (Fund 525)

	<u>Custodian</u>	<u>General Ledger Acct #</u>	<u>Account Name</u>	<u>Amount</u>	<u>% of Fund</u>
<i>CDs and Municipal Bonds</i>					
	TIB Capital Markets	525-0-201.05	CEMETERY STREET FUND-INV	126,449.07	
		525-0-201.06	CEM-JESSIE MAE BODE FUND	19,727.65	
<i>Total CDs and Municipal Bonds</i>				146,176.72	100%

TOTAL CEMETERY OPERATING FUND INVESTMENTS 146,176.72




QUARTERLY INVESTMENTS SUMMARY  
FOR THE PERIOD ENDING 06/30/2023

INVESTMENT FOR GRANT FUND (Fund 540)

<u>Custodian</u>	<u>General Ledger Acct #</u>	<u>Account Name</u>	<u>Amount</u>	<u>% of Fund</u>
Investment Pools				
TexasCLASS	540-0-200.20	AMERICAN RESCUE	1,034,309.56	100%
TOTAL GRANT FUND INVESTMENTS			1,034,309.56	

INVESTMENT TYPE (GRANT FUND)




Investment Pools  
100%

QUARTERLY INVESTMENTS SUMMARY  
FOR THE PERIOD ENDING 06/30/2023

INVESTMENT FOR CAPITAL PROJECTS FUND (Fund 905)

<u>Custodian</u>	<u>General Ledger Acct #</u>	<u>Account Name</u>	<u>Amount</u>	<u>% of Fund</u>
<i>Investment Pools</i> TexasCLASS	905-0-200.20	Capital Fund 2022	6,942,444.76	100%
TOTAL CAPITAL PROJECTS FUND INVESTMENTS			6,942,444.76	

INVESTMENT TYPE (CAPITAL PROJECTS FUND)



Investment Pools  
100%

TIB  
P.O. BOX 560528  
DALLAS, TX 75356-0528

As of 04/30/2023  
Sales Representative: Michael W Boydston



## Verification Statement

---

Account No: 599762

CITIZENS STATE BANK  
H/F CITY OF NAVASOTA  
P.O. BOX 518  
SOMERVILLE, TX 77879

\* The information included on this statement is based upon settlement date rather than entered date.

Security Receipt	Trade Date Settlement Date	Cost Basis	Par/Shares Original Face	Description Rate, Maturity	Principal Cost Market Value	Date Priced
02007GNN9 163016419	02/02/2022 02/10/2022	100.000000	248,000.00 .00	ALLY BANK CD 1.20, 02/10/2025	248,000.00 N/A	
02589ABL5 163017585	02/23/2022 03/02/2022	100.000000	248,000.00 .00	AMERICAN EXPR NATL BK CD 1.60, 03/04/2024	248,000.00 N/A	
05580AE26 245055098	09/21/2021 09/24/2021	100.000000	245,000.00 .00	BMW BANK NA CD .65, 09/24/2024	245,000.00 N/A	
05600XCP3 245045568	03/30/2021 04/13/2021	100.000000	245,000.00 .00	BMO HARRIS BANK NA CD 1.00, 04/13/2026	245,000.00 N/A	
066519QT9 245045565	03/30/2021 04/01/2021	100.000000	245,000.00 .00	BANKUNITED NA CD .95, 03/31/2026	245,000.00 N/A	
07371AXP3 163016417	02/03/2022 02/16/2022	100.000000	248,000.00 .00	BEAL BK PLANO TX 1.50, 02/10/2027	248,000.00 N/A	
229831JL7 163017374	02/04/2022 03/02/2022	112.452000	260,000.00 .00	CUERO TX ISD REF GP BDQ 5.00, 08/15/2025	292,375.20 N/A	
254673B70 257004989	04/22/2022 04/27/2022	100.000000	246,000.00 .00	DISCOVER BK CD 2.80, 04/28/2025	246,000.00 N/A	
38149MA94 245055099	09/21/2021 09/29/2021	100.000000	245,000.00 .00	GOLDMAN SACHS BANK CD 1.05, 09/29/2026	245,000.00 N/A	
48128UZC6 245043134	02/09/2021 02/17/2021	100.000000	245,000.00 .00	JPMORGAN CHASE BK NA CD .50, 02/17/2026	245,000.00 N/A	
61768U4A2 257004990	04/11/2022 04/29/2022	100.000000	246,000.00 .00	MORGAN STANLEY PRIVATE BK CD 3.00, 04/29/2027	246,000.00 N/A	
752754PG0 163019398	04/05/2022 04/07/2022	94.346000	250,000.00 .00	RANDOLPH TWP NJ SD GO 1.10, 08/01/2025	235,865.00 N/A	
882806HH8 163017375	02/17/2022 02/22/2022	97.275000	500,000.00 .00	TEXAS TECH UNIV REV TAX REF 1.186, 02/15/2026	486,375.00 N/A	
<b>Total USD Par</b>			<b>3,471,000.00</b>	<b>Total USD Cost</b>	<b>3,475,615.20</b>	
<b>Total USD Original Face</b>			<b>3,471,000.00</b>			



TIB  
P.O. BOX 560528  
DALLAS, TX 75356-0528

As of 05/31/2023  
Sales Representative: Michael W Boydston



## Verification Statement

---

Account No: 599762

CITIZENS STATE BANK  
H/F CITY OF NAVASOTA  
P.O. BOX 518  
SOMERVILLE, TX 77879

\* The information included on this statement is based upon settlement date rather than entered date.

Security Receipt	Trade Date Settlement Date	Cost Basis	Par/Shares Original Face	Description Rate, Maturity	Principal Cost Market Value	Date Priced
02007GNN9 163016419	02/02/2022 02/10/2022	100.000000	248,000.00 .00	ALLY BANK CD 1.20, 02/10/2025	248,000.00 N/A	
02589ABL5 163017585	02/23/2022 03/02/2022	100.000000	248,000.00 .00	AMERICAN EXPR NATL BK CD 1.60, 03/04/2024	248,000.00 N/A	
05580AE26 245055098	09/21/2021 09/24/2021	100.000000	245,000.00 .00	BMW BANK NA CD .65, 09/24/2024	245,000.00 N/A	
05600XCP3 245045568	03/30/2021 04/13/2021	100.000000	245,000.00 .00	BMO HARRIS BANK NA CD 1.00, 04/13/2026	245,000.00 N/A	
066519QT9 245045565	03/30/2021 04/01/2021	100.000000	245,000.00 .00	BANKUNITED NA CD .95, 03/31/2026	245,000.00 N/A	
07371AXP3 163016417	02/03/2022 02/16/2022	100.000000	248,000.00 .00	BEAL BK PLANO TX 1.50, 02/10/2027	248,000.00 N/A	
229831JL7 163017374	02/04/2022 03/02/2022	112.452000	260,000.00 .00	CUERO TX ISD REF GP BDQ 5.00, 08/15/2025	292,375.20 N/A	
254673B70 257004989	04/22/2022 04/27/2022	100.000000	246,000.00 .00	DISCOVER BK CD 2.80, 04/28/2025	246,000.00 N/A	
38149MA94 245055099	09/21/2021 09/29/2021	100.000000	245,000.00 .00	GOLDMAN SACHS BANK CD 1.05, 09/29/2026	245,000.00 N/A	
48128UZC6 245043134	02/09/2021 02/17/2021	100.000000	245,000.00 .00	JPMORGAN CHASE BK NA CD .50, 02/17/2026	245,000.00 N/A	
61768U4A2 257004990	04/11/2022 04/29/2022	100.000000	246,000.00 .00	MORGAN STANLEY PRIVATE BK CD 3.00, 04/29/2027	246,000.00 N/A	
752754PG0 163019398	04/05/2022 04/07/2022	94.346000	250,000.00 .00	RANDOLPH TWP NJ SD GO 1.10, 08/01/2025	235,865.00 N/A	
882806HH8 163017375	02/17/2022 02/22/2022	97.275000	500,000.00 .00	TEXAS TECH UNIV REV TAX REF 1.186, 02/15/2026	486,375.00 N/A	
<b>Total USD Par</b>			<b>3,471,000.00</b>	<b>Total USD Cost</b>	<b>3,475,615.20</b>	
<b>Total USD Original Face</b>			<b>3,471,000.00</b>			





TIB  
P.O. BOX 560528  
DALLAS, TX 75356-0528

As of 06/30/2023  
Sales Representative: Michael W Boydston



## Verification Statement

---

Account No: 599762

CITIZENS STATE BANK  
H/F CITY OF NAVASOTA  
P.O. BOX 518  
SOMERVILLE, TX 77879

\* The information included on this statement is based upon settlement date rather than entered date.

Security Receipt	Trade Date Settlement Date	Cost Basis	Par/Shares Original Face	Description Rate, Maturity	Principal Cost Market Value	Date Priced
02007GNN9 163016419	02/02/2022 02/10/2022	100.000000	248,000.00 .00	ALLY BANK CD 1.20, 02/10/2025	248,000.00 N/A	
02589ABL5 163017585	02/23/2022 03/02/2022	100.000000	248,000.00 .00	AMERICAN EXPR NATL BK CD 1.60, 03/04/2024	248,000.00 N/A	
05580AE26 245055098	09/21/2021 09/24/2021	100.000000	245,000.00 .00	BMW BANK NA CD .65, 09/24/2024	245,000.00 N/A	
05600XCP3 245045568	03/30/2021 04/13/2021	100.000000	245,000.00 .00	BMO HARRIS BANK NA CD 1.00, 04/13/2026	245,000.00 N/A	
066519QT9 245045565	03/30/2021 04/01/2021	100.000000	245,000.00 .00	BANKUNITED NA CD .95, 03/31/2026	245,000.00 N/A	
07371AXP3 163016417	02/03/2022 02/16/2022	100.000000	248,000.00 .00	BEAL BK PLANO TX 1.50, 02/10/2027	248,000.00 N/A	
229831JL7 163017374	02/04/2022 03/02/2022	112.452000	260,000.00 .00	CUERO TX ISD REF GP BDQ 5.00, 08/15/2025	292,375.20 N/A	
254673B70 257004989	04/22/2022 04/27/2022	100.000000	246,000.00 .00	DISCOVER BK CD 2.80, 04/28/2025	246,000.00 N/A	
38149MA94 245055099	09/21/2021 09/29/2021	100.000000	245,000.00 .00	GOLDMAN SACHS BANK CD 1.05, 09/29/2026	245,000.00 N/A	
48128UZC6 245043134	02/09/2021 02/17/2021	100.000000	245,000.00 .00	JPMORGAN CHASE BK NA CD .50, 02/17/2026	245,000.00 N/A	
61768U4A2 257004990	04/11/2022 04/29/2022	100.000000	246,000.00 .00	MORGAN STANLEY PRIVATE BK CD 3.00, 04/29/2027	246,000.00 N/A	
752754PG0 163019398	04/05/2022 04/07/2022	94.346000	250,000.00 .00	RANDOLPH TWP NJ SD GO 1.10, 08/01/2025	235,865.00 N/A	
882806HH8 163017375	02/17/2022 02/22/2022	97.275000	500,000.00 .00	TEXAS TECH UNIV REV TAX REF 1.186, 02/15/2026	486,375.00 N/A	
<b>Total USD Par</b>			<b>3,471,000.00</b>	<b>Total USD Cost</b>	<b>3,475,615.20</b>	
<b>Total USD Original Face</b>			<b>3,471,000.00</b>			





## Addendum and Disclosure Regarding Re-presented Transactions

<b>Who does this apply to?</b>	All CSB transaction account holders.
<b>Why are you receiving this?</b>	Based on recent regulatory guidance, CSB has determined the original disclosure of our practices regarding re-presented OD items, and subsequent NSF/ OD fees, did not adequately reflect our practices and the impact might have on account holders. This guidance should clarify that.
<b>Effective Date:</b>	Immediate upon receipt.

Some merchants and other parties who process check, ACH, debit card, and other types of payments against your deposit accounts may attempt to process failed or refused payments more than once (i.e., Re-presented Transaction). ***In other words, the same unpaid transaction might result in multiple NSF fees if an item is presented more than once. The Bank does not control such third parties, and the Bank may not be able to distinguish between re-presented payments and multiple payments for the same or similar amounts.*** This Re-presentment Addendum and Disclosure Regarding Re-presented Transactions ("Re-presentment Disclosure") amends your deposit account agreement and describes the Bank's treatment of such payments.

To the extent this Re-presentment Disclosure conflicts with your deposit account agreement or related disclosures and documents, this Re-presentment Disclosure controls solely with respect to the timing and number of NSF Fees charged to you or your accounts. This document does not address the Bank's overdraft fees or practices. The Bank may update its NSF Fee amount or practices at any time by providing 30 days' written notice to you or as otherwise permitted by law.

**YOU MAY AVOID NSF FEES BY REGULARLY KEEPING TRACK OF THE PAYMENTS YOU MAKE AGAINST YOUR ACCOUNT, AND REFRAINING FROM ATTEMPTING TO MAKE PAYMENTS THAT EXCEED THE AMOUNT OF FUNDS YOU DEPOSIT IN YOUR ACCOUNT.**

**Definitions.** In this Re-presentment Disclosure,

**"You," "your," or "yours"** mean the Customer named above and "Bank" means Citizens State Bank.

**"Transaction"** means a transaction that you, or a person authorized to request payments against your account, requested or otherwise authorized via a check, ACH, wire, debit card, payment card, electronic portal, or any other means to be paid against your account. You acknowledge that merchants and other third parties may present a Transaction to the Bank more than once for payment against your account.

**"Re-presented Transaction"** means a Transaction that a merchant or any other person presents or otherwise transmits to the Bank for payment one or more times following the Bank's refusal or failure to pay the Transaction.

**"NSF Fee"** means, for purposes of this Re-presentment Disclosure, a fee the Bank charges when the Bank declines a Transaction because, at the time the Transaction is processed by the Bank, the account against which the Transaction is to be paid lacks sufficient funds to pay the Transaction.

1. **NSF Fees.** The Bank charges an NSF Fee for each Transaction presented or otherwise transmitted to the Bank for payment. The amount of the Bank's NSF Fee is listed in the Bank's fee schedule and is currently \$30.00. The Bank will charge you an NSF Fee for each new Transaction which is presented or otherwise transmitted to the Bank for payment against your account.
2. **NSF Fees for Re-presented Transactions.** The Bank additionally charges an NSF Fee for each Re-presented Transaction presented or otherwise transmitted to the Bank for payment up to the cap, if any, described in the following Section 3. A Transaction may be re-presented once each business day, and the Bank may charge an NSF Fee each time the Transaction is re-presented.
3. **Cap on NSF Fees for Re-presented Transactions.** There is no limit on NSF Fees charged with respect to a Transaction.
4. **Multiple Transactions.** If you, or a person authorized to request payments against your account, gives multiple requests or authorizations for a single payment, each request will be deemed to result in a separate Transaction which may incur an NSF Fee.

**YOU AGREE TO REPORT ANY ERRONEOUS FEES OR OTHER ERRORS REPORTED TO YOU ON YOUR STATEMENTS OR OTHERWISE WITHIN THE TIMELINES DESCRIBED IN YOUR DEPOSIT ACCOUNT AGREEMENT. YOU ACKNOWLEDGE THAT, AS PERMITTED BY LAW, YOU MAY LOSE YOUR ABILITY TO RECOVER ERRONEOUS FEES REPORTED ON YOUR STATEMENTS IF YOU FAIL TO TIMELY REPORT ERRORS ON YOUR STATEMENTS OR OTHER ACCOUNT NOTICES.**



Date 4/28/23  
Primary Account

Page 1  
20035725

CITY OF NAVASOTA  
CITY MONEY MARKET  
PO BOX 910  
NAVASOTA TX 77868-0910

Limits have increased on your ATM and/or Debit Cards!  
You now are able to make withdrawal(s) up to \$600 per day at ATM's,  
and Point of Sale transactions up to \$3,000.  
BillPay (P2P) limits have increased as well!  
Person 2 Person limits are now \$3,000 per transaction,  
with a daily limit of \$6,000

CITY OF NAVASOTA FUNDS		Number of Enclosures	2
Account Number	20035725	Statement Dates	4/03/23 thru 4/30/23
Previous Balance	5,090,747.33	Days in the statement period	28
2 Deposits/Credits	4,038.67	Average Ledger	5,091,626.33
Checks/Debits	.00		
Service Charge	.00	Interest Earned	781.18
Interest Paid	836.97	Annual Percentage Yield Earned	0.20%
Ending Balance	5,095,622.97	2023 Interest Paid	3,341.28

#### ACTIVITY IN DATE ORDER

Date	Description	Amount
4/13	DDA REGULAR DEPOSIT	604.11
4/27	DDA REGULAR DEPOSIT	3,434.56
4/30	Interest Deposit	836.97

#### DAILY BALANCE INFORMATION

Date	Balance	Date	Balance
4/03	5,090,747.33	4/27	5,094,786.00
4/13	5,091,351.44	4/30	5,095,622.97

#### INTEREST RATE SUMMARY

Date	Interest Rate
4/02	0.200000%

**Citizens State Bank** CHECKING DEPOSIT

☒ CASH  
INCLUDES COM

SIGN HERE FOR RECEIPT OF CASH

DATE 04/13/23

NAME City of Navasota Money Market

CITY

ACCOUNT NUMBER 20035725

NET DEPOSIT \$ 604.11

1111112995

DDA REGULAR DEPOSIT Date: 04/13 Amount: \$604.11

**Citizens State Bank** CHECKING DEPOSIT

☒ CASH  
INCLUDES COM

SIGN HERE FOR RECEIPT OF CASH

DATE 04/27/23

NAME City of Navasota Money Market

CITY

ACCOUNT NUMBER 20035725

NET DEPOSIT \$ 3434.56

1111112995

DDA REGULAR DEPOSIT Date: 04/27 Amount: \$3,434.56



Date 5/31/23  
Primary Account

Page 1  
20035725

CITY OF NAVASOTA  
CITY MONEY MARKET  
PO BOX 910  
NAVASOTA TX 77868-0910

Limits have increased on your ATM and/or Debit Cards!  
You now are able to make withdrawal(s) up to \$600 per day at ATM's,  
and Point of Sale transactions up to \$3,000.  
BillPay (P2P) limits have increased as well!  
Person 2 Person limits are now \$3,000 per transaction,  
with a daily limit of \$6,000

CITY OF NAVASOTA FUNDS		Number of Enclosures	2
Account Number	20035725	Statement Dates	5/01/23 thru 5/31/23
Previous Balance	5,095,622.97	Days in the statement period	31
2 Deposits/Credits	4,068.87	Average Ledger	5,099,500.53
Checks/Debits	.00		
Service Charge	.00	Interest Earned	866.22
Interest Paid	866.22	Annual Percentage Yield Earned	0.20%
Ending Balance	5,100,558.06	2023 Interest Paid	4,207.50

#### ACTIVITY IN DATE ORDER

Date	Description	Amount
5/01	DDA REGULAR DEPOSIT	3,871.19
5/31	DDA REGULAR DEPOSIT	197.68
5/31	Interest Deposit	866.22

#### DAILY BALANCE INFORMATION

Date	Balance	Date	Balance
5/01	5,099,494.16	5/31	5,100,558.06

#### INTEREST RATE SUMMARY

Date	Interest Rate
4/30	0.200000%

**Citizens State Bank** CHECKING DEPOSIT

☒ CASH ☐ DEPOSIT ONLY

SIGN HERE FOR RECEIPT OF CASH

DATE 05/01/23

NAME City of Navasota Money Market

CITY

ACCOUNT NUMBER 20035725

NET DEPOSIT \$ 3871.19

113112995

DDA REGULAR DEPOSIT Date: 05/01 Amount: \$3,871.19

**Citizens State Bank** CHECKING DEPOSIT

☒ CASH ☐ DEPOSIT ONLY

SIGN HERE FOR RECEIPT OF CASH

DATE 05/31/2023

NAME City of Navasota Money Market

CITY

ACCOUNT NUMBER 20035725

NET DEPOSIT \$ 197.68

113112995

DDA REGULAR DEPOSIT Date: 05/31 Amount: \$197.68





Date 6/30/23  
Primary Account

Page 1  
20035725

CITY OF NAVASOTA  
CITY MONEY MARKET  
PO BOX 910  
NAVASOTA TX 77868-0910

Limits have increased on your ATM and/or Debit Cards!  
You now are able to make withdrawal(s) up to \$600 per day at ATM's,  
and Point of Sale transactions up to \$3,000.  
BillPay (P2P) limits have increased as well!  
Person 2 Person limits are now \$3,000 per transaction,  
with a daily limit of \$6,000

CITY OF NAVASOTA FUNDS		Number of Enclosures	1
Account Number	20035725	Statement Dates	6/01/23 thru 7/02/23
Previous Balance	5,100,558.06	Days in the statement period	32
1 Deposits/Credits	191.30	Average Ledger	5,100,575.99
Checks/Debits	.00		
Service Charge	.00	Interest Earned	894.36
Interest Paid	838.45	Annual Percentage Yield Earned	0.20%
Ending Balance	5,101,587.81	2023 Interest Paid	5,045.95

#### ACTIVITY IN DATE ORDER

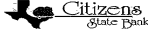
Date	Description	Amount
6/30	DDA REGULAR DEPOSIT	191.30
6/30	Interest Deposit	838.45

#### DAILY BALANCE INFORMATION

Date	Balance	Date	Balance
6/01	5,100,558.06	6/30	5,101,587.81

#### INTEREST RATE SUMMARY

Date	Interest Rate
5/31	0.200000%

 **CHECKING DEPOSIT**

☒ CASH  
☐ DEPOSIT

SIGN HERE FOR RECEIPT OF CASH

DATE 06/30/23

NAME City of Navasota Money Market

CITY

ACCOUNT NUMBER 20035725

NET DEPOSIT \$ 191.30

11131129951

DDA REGULAR DEPOSIT Date: 06/30 Amount: \$191.30



CITY OF NAVASOTA  
ATTN MARIBEL FRANK  
PO BOX 910  
NAVASOTA TX 77868-0910

## MONTHLY STATEMENT OF ACCOUNT

**ACCOUNT:** 0930102200

**ACCOUNT NAME:** AP FUND

**STATEMENT PERIOD:** 04/01/2023 - 04/30/2023

TEXSTAR MONTHLY SUMMARY: THE AVERAGE MONTHLY RATE WAS 4.8292%. THE AVERAGE WEIGHTED AVERAGE MATURITY WAS 17 DAYS AND THE NET ASSET VALUE FOR 4/28/23 WAS 1.000031.

### MONTHLY ACTIVITY DETAIL

TRANSACTION DATE	DESCRIPTION	CONFIRMATION NUMBER	TRANSACTION AMOUNT	BALANCE
	BEGINNING BALANCE			135,306.09
04/28/2023	MONTHLY POSTING	9999888	536.92	135,843.01
	ENDING BALANCE			135,843.01

### MONTHLY ACCOUNT SUMMARY

BEGINNING BALANCE	135,306.09
TOTAL DEPOSITS	0.00
TOTAL WITHDRAWALS	0.00
TOTAL INTEREST	536.92
ENDING BALANCE	135,843.01
AVERAGE BALANCE	135,306.09

### ACTIVITY SUMMARY (YEAR-TO-DATE)

ACCOUNT NAME	DEPOSITS	WITHDRAWALS	INTEREST
AP FUND	0.00	0.00	2,010.21



CITY OF NAVASOTA  
ATTN MARIBEL FRANK  
PO BOX 910  
NAVASOTA TX 77868-0910

## MONTHLY STATEMENT OF ACCOUNT

**ACCOUNT:** 0930102200

**ACCOUNT NAME:** AP FUND

**STATEMENT PERIOD:** 05/01/2023 - 05/31/2023

TEXSTAR MONTHLY SUMMARY: THE AVERAGE MONTHLY RATE WAS 5.0471%. THE AVERAGE WEIGHTED AVERAGE MATURITY WAS 20 DAYS AND THE NET ASSET VALUE FOR 5/31/23 WAS 0.999847.

### MONTHLY ACTIVITY DETAIL

TRANSACTION DATE	DESCRIPTION	CONFIRMATION NUMBER	TRANSACTION AMOUNT	BALANCE
	BEGINNING BALANCE			135,843.01
05/31/2023	MONTHLY POSTING	9999888	582.33	136,425.34
	ENDING BALANCE			136,425.34

### MONTHLY ACCOUNT SUMMARY

BEGINNING BALANCE	135,843.01
TOTAL DEPOSITS	0.00
TOTAL WITHDRAWALS	0.00
TOTAL INTEREST	582.33
ENDING BALANCE	136,425.34
AVERAGE BALANCE	135,843.01

### ACTIVITY SUMMARY (YEAR-TO-DATE)

ACCOUNT NAME	DEPOSITS	WITHDRAWALS	INTEREST
AP FUND	0.00	0.00	2,592.54



CITY OF NAVASOTA  
ATTN MARIBEL FRANK  
PO BOX 910  
NAVASOTA TX 77868-0910

## MONTHLY STATEMENT OF ACCOUNT

**ACCOUNT:** 0930102200

**ACCOUNT NAME:** AP FUND

**STATEMENT PERIOD:** 06/01/2023 - 06/30/2023

TEXSTAR MONTHLY SUMMARY: THE AVERAGE MONTHLY RATE WAS 5.0764%. THE AVERAGE WEIGHTED AVERAGE MATURITY WAS 22 DAYS AND THE NET ASSET VALUE FOR 6/30/23 WAS 0.999806.

### MONTHLY ACTIVITY DETAIL


TRANSACTION DATE	DESCRIPTION	CONFIRMATION NUMBER	TRANSACTION AMOUNT	BALANCE
	BEGINNING BALANCE			136,425.34
06/30/2023	MONTHLY POSTING	9999888	569.22	136,994.56
	ENDING BALANCE			136,994.56

### MONTHLY ACCOUNT SUMMARY

BEGINNING BALANCE	136,425.34
TOTAL DEPOSITS	0.00
TOTAL WITHDRAWALS	0.00
TOTAL INTEREST	569.22
ENDING BALANCE	136,994.56
AVERAGE BALANCE	136,425.34

### ACTIVITY SUMMARY (YEAR-TO-DATE)

ACCOUNT NAME	DEPOSITS	WITHDRAWALS	INTEREST
AP FUND	0.00	0.00	3,161.76



# Summary Statement

April 30, 2023

Page 1 of 5

Investor ID: TX-01-0484

0000355-0006289 PDF 526573


City of Navasota  
PO Box 910 200 E McAlpine  
Navasota, TX 77868

## Texas CLASS

### Texas CLASS

Average Monthly Yield: 5.0423%

		Beginning Balance	Contributions	Withdrawals	Income Earned	Income Earned YTD	Average Daily Balance	Month End Balance
TX-01-0484-0001	NAVASOTA 01	438,195.31	0.00	0.00	1,819.52	6,899.38	439,160.90	440,014.83
TX-01-0484-0002	ARPA	1,021,068.83	0.00	0.00	4,239.79	16,076.76	1,023,318.83	1,025,308.62
TX-01-0484-0006	Capital Fund 2022	6,853,571.08	0.00	0.00	28,457.93	107,909.24	6,868,673.34	6,882,029.01
TOTAL		8,312,835.22	0.00	0.00	34,517.24	130,885.38	8,331,153.07	8,347,352.46



# Account Statement

April 30, 2023

Page 2 of 5

Account Number: TX-01-0484-0001

NAVASOTA 01


## Account Summary

Average Monthly Yield: 5.0423%

	Beginning Balance	Contributions	Withdrawals	Income Earned	Income Earned YTD	Average Daily Balance	Month End Balance
Texas CLASS	438,195.31	0.00	0.00	1,819.52	6,899.38	439,160.90	440,014.83

## Transaction Activity

Transaction Date	Transaction Description	Contributions	Withdrawals	Balance	Transaction Number
04/01/2023	Beginning Balance			438,195.31	
04/30/2023	Income Dividend Reinvestment	1,819.52			
04/30/2023	Ending Balance			440,014.83	



ARPA

Account Summary


Average Monthly Yield: 5.0423%

	Beginning Balance	Contributions	Withdrawals	Income Earned	Income Earned YTD	Average Daily Balance	Month End Balance
Texas CLASS	1,021,068.83	0.00	0.00	4,239.79	16,076.76	1,023,318.83	1,025,308.62

Transaction Activity

Transaction Date	Transaction Description	Contributions	Withdrawals	Balance	Transaction Number
04/01/2023	Beginning Balance			1,021,068.83	
04/30/2023	Income Dividend Reinvestment	4,239.79			
04/30/2023	Ending Balance			1,025,308.62	





# Account Statement

April 30, 2023

Page 4 of 5

Account Number: TX-01-0484-0006

## Capital Fund 2022

## Account Summary

Average Monthly Yield: 5.0423%

	Beginning Balance	Contributions	Withdrawals	Income Earned	Income Earned YTD	Average Daily Balance	Month End Balance
Texas CLASS	6,853,571.08	0.00	0.00	28,457.93	107,909.24	6,868,673.34	6,882,029.01

## Transaction Activity

Transaction Date	Transaction Description	Contributions	Withdrawals	Balance	Transaction Number
04/01/2023	Beginning Balance			6,853,571.08	
04/30/2023	Income Dividend Reinvestment	28,457.93			
04/30/2023	Ending Balance			6,882,029.01	




## Texas CLASS

## Texas CLASS

Date	Dividend Rate	Daily Yield
04/01/2023	0.000000000	5.0057%
04/02/2023	0.000000000	5.0057%
04/03/2023	0.000137448	5.0170%
04/04/2023	0.000137445	5.0167%
04/05/2023	0.000137484	5.0182%
04/06/2023	0.000550156	5.0202%
04/07/2023	0.000000000	5.0202%
04/08/2023	0.000000000	5.0202%
04/09/2023	0.000000000	5.0202%
04/10/2023	0.000137595	5.0223%
04/11/2023	0.000137770	5.0291%
04/12/2023	0.000137838	5.0313%
04/13/2023	0.000137886	5.0329%
04/14/2023	0.000414795	5.0467%
04/15/2023	0.000000000	5.0467%
04/16/2023	0.000000000	5.0467%
04/17/2023	0.000138418	5.0522%
04/18/2023	0.000138438	5.0530%
04/19/2023	0.000138409	5.0519%
04/20/2023	0.000138355	5.0500%
04/21/2023	0.000415803	5.0590%
04/22/2023	0.000000000	5.0590%
04/23/2023	0.000000000	5.0590%
04/24/2023	0.000138732	5.0637%
04/25/2023	0.000138875	5.0689%
04/26/2023	0.000138943	5.0714%
04/27/2023	0.000138948	5.0716%
04/28/2023	0.000416688	5.0697%
04/29/2023	0.000000000	5.0697%
04/30/2023	0.000000000	5.0697%

Performance results are shown net of all fees and expenses and reflect the reinvestment of dividends and other earnings. Many factors affect performance including changes in market conditions and interest rates and in response to other economic, political, or financial developments. Investment involves risk including the possible loss of principal. No assurance can be given that the performance objectives of a given strategy will be achieved. **Past performance is no guarantee of future results. Any financial and/or investment decision may incur losses.**



# Summary Statement

May 31, 2023

Page 1 of 5

Investor ID: TX-01-0484

0000356-0006333 PDF 537138


City of Navasota  
PO Box 910 200 E McAlpine  
Navasota, TX 77868

## Texas CLASS

### Texas CLASS

Average Monthly Yield: 5.1952%

		Beginning Balance	Contributions	Withdrawals	Income Earned	Income Earned YTD	Average Daily Balance	Month End Balance
TX-01-0484-0001	NAVASOTA 01	440,014.83	0.00	0.00	1,945.54	8,844.92	441,044.87	441,960.37
TX-01-0484-0002	ARPA	1,025,308.62	0.00	0.00	4,533.41	20,610.17	1,027,708.77	1,029,842.03
TX-01-0484-0006	Capital Fund 2022	6,882,029.01	0.00	0.00	30,428.94	138,338.18	6,898,139.20	6,912,457.95
TOTAL		8,347,352.46	0.00	0.00	36,907.89	167,793.27	8,366,892.84	8,384,260.35



# Account Statement

May 31, 2023

Page 2 of 5

Account Number: TX-01-0484-0001

NAVASOTA 01


## Account Summary

Average Monthly Yield: 5.1952%

	Beginning Balance	Contributions	Withdrawals	Income Earned	Income Earned YTD	Average Daily Balance	Month End Balance
Texas CLASS	440,014.83	0.00	0.00	1,945.54	8,844.92	441,044.87	441,960.37

## Transaction Activity

Transaction Date	Transaction Description	Contributions	Withdrawals	Balance	Transaction Number
05/01/2023	Beginning Balance			440,014.83	
05/31/2023	Income Dividend Reinvestment	1,945.54			
05/31/2023	Ending Balance			441,960.37	



ARPA


Account Summary

Average Monthly Yield: 5.1952%

	Beginning Balance	Contributions	Withdrawals	Income Earned	Income Earned YTD	Average Daily Balance	Month End Balance
Texas CLASS	1,025,308.62	0.00	0.00	4,533.41	20,610.17	1,027,708.77	1,029,842.03

Transaction Activity

Transaction Date	Transaction Description	Contributions	Withdrawals	Balance	Transaction Number
05/01/2023	Beginning Balance			1,025,308.62	
05/31/2023	Income Dividend Reinvestment	4,533.41			
05/31/2023	Ending Balance			1,029,842.03	



Capital Fund 2022


Account Summary

Average Monthly Yield: 5.1952%

	Beginning Balance	Contributions	Withdrawals	Income Earned	Income Earned YTD	Average Daily Balance	Month End Balance
Texas CLASS	6,882,029.01	0.00	0.00	30,428.94	138,338.18	6,898,139.20	6,912,457.95

Transaction Activity

Transaction Date	Transaction Description	Contributions	Withdrawals	Balance	Transaction Number
05/01/2023	Beginning Balance			6,882,029.01	
05/31/2023	Income Dividend Reinvestment	30,428.94			
05/31/2023	Ending Balance			6,912,457.95	




## Texas CLASS

## Texas CLASS

Date	Dividend Rate	Daily Yield
05/01/2023	0.000139089	5.0768%
05/02/2023	0.000139189	5.0804%
05/03/2023	0.000139202	5.0809%
05/04/2023	0.000139661	5.0976%
05/05/2023	0.000425832	5.1809%
05/06/2023	0.000000000	5.1809%
05/07/2023	0.000000000	5.1809%
05/08/2023	0.000142607	5.2052%
05/09/2023	0.000142514	5.2018%
05/10/2023	0.000142633	5.2061%
05/11/2023	0.000142603	5.2050%
05/12/2023	0.000427728	5.2040%
05/13/2023	0.000000000	5.2040%
05/14/2023	0.000000000	5.2040%
05/15/2023	0.000142695	5.2085%
05/16/2023	0.000142918	5.2137%
05/17/2023	0.000142740	5.2100%
05/18/2023	0.000142781	5.2100%
05/19/2023	0.000428121	5.2088%
05/20/2023	0.000000000	5.2088%
05/21/2023	0.000000000	5.2088%
05/22/2023	0.000142652	5.2067%
05/23/2023	0.000142822	5.2130%
05/24/2023	0.000142927	5.2169%
05/25/2023	0.000143016	5.2201%
05/26/2023	0.000573660	5.2347%
05/27/2023	0.000000000	5.2347%
05/28/2023	0.000000000	5.2347%
05/29/2023	0.000000000	5.2347%
05/30/2023	0.000143489	5.2394%
05/31/2023	0.000143502	5.2378%

Performance results are shown net of all fees and expenses and reflect the reinvestment of dividends and other earnings. Many factors affect performance including changes in market conditions and interest rates and in response to other economic, political, or financial developments. Investment involves risk including the possible loss of principal. No assurance can be given that the performance objectives of a given strategy will be achieved. **Past performance is no guarantee of future results. Any financial and/or investment decision may incur losses.**



Summary Statement

June 30, 2023

Page 1 of 5

Investor ID: TX-01-0484


0000356-0006391 PDFT 546123

City of Navasota  
PO Box 910 200 E McAlpine  
Navasota, TX 77868

Texas CLASS

Texas CLASS		Average Monthly Yield: 5.2674%						
		Beginning Balance	Contributions	Withdrawals	Income Earned	Income Earned YTD	Average Daily Balance	Month End Balance
TX-01-0484-0001	NAVASOTA 01	441,960.37	0.00	0.00	1,917.26	10,762.18	442,980.86	443,877.63
TX-01-0484-0002	ARPA	1,029,842.03	0.00	0.00	4,467.53	25,077.70	1,032,219.96	1,034,309.56
TX-01-0484-0006	Capital Fund 2022	6,912,457.95	0.00	0.00	29,986.81	168,324.99	6,928,418.98	6,942,444.76
TOTAL		8,384,260.35	0.00	0.00	36,371.60	204,164.87	8,403,619.80	8,420,631.95





# Account Statement

June 30, 2023

Page 2 of 5

Account Number: TX-01-0484-0001

NAVASOTA 01


## Account Summary

Average Monthly Yield: 5.2674%

	Beginning Balance	Contributions	Withdrawals	Income Earned	Income Earned YTD	Average Daily Balance	Month End Balance
Texas CLASS	441,960.37	0.00	0.00	1,917.26	10,762.18	442,980.86	443,877.63

## Transaction Activity

Transaction Date	Transaction Description	Contributions	Withdrawals	Balance	Transaction Number
06/01/2023	Beginning Balance			441,960.37	
06/30/2023	Income Dividend Reinvestment	1,917.26			
06/30/2023	Ending Balance			443,877.63	



# Account Statement

June 30, 2023

Page 3 of 5

Account Number: TX-01-0484-0002

## ARPA


## Account Summary

Average Monthly Yield: 5.2674%

	Beginning Balance	Contributions	Withdrawals	Income Earned	Income Earned YTD	Average Daily Balance	Month End Balance
Texas CLASS	1,029,842.03	0.00	0.00	4,467.53	25,077.70	1,032,219.96	1,034,309.56

## Transaction Activity

Transaction Date	Transaction Description	Contributions	Withdrawals	Balance	Transaction Number
06/01/2023	Beginning Balance			1,029,842.03	
06/30/2023	Income Dividend Reinvestment	4,467.53			
06/30/2023	Ending Balance			1,034,309.56	



## Account Statement

June 30, 2023

Page 4 of 5

Account Number: TX-01-0484-0006

### Capital Fund 2022


### Account Summary

Average Monthly Yield: 5.2674%

	Beginning Balance	Contributions	Withdrawals	Income Earned	Income Earned YTD	Average Daily Balance	Month End Balance
Texas CLASS	6,912,457.95	0.00	0.00	29,986.81	168,324.99	6,928,418.98	6,942,444.76

### Transaction Activity

Transaction Date	Transaction Description	Contributions	Withdrawals	Balance	Transaction Number
06/01/2023	Beginning Balance			6,912,457.95	
06/30/2023	Income Dividend Reinvestment	29,986.81			
06/30/2023	Ending Balance			6,942,444.76	



## Texas CLASS

## Texas CLASS

Date	Dividend Rate	Daily Yield
06/01/2023	0.000143845	5.2503%
06/02/2023	0.000432273	5.2593%
06/03/2023	0.000000000	5.2593%
06/04/2023	0.000000000	5.2593%
06/05/2023	0.000143943	5.2539%
06/06/2023	0.000143690	5.2447%
06/07/2023	0.000143721	5.2458%
06/08/2023	0.000143853	5.2506%
06/09/2023	0.000432084	5.2570%
06/10/2023	0.000000000	5.2570%
06/11/2023	0.000000000	5.2570%
06/12/2023	0.000143993	5.2559%
06/13/2023	0.000144140	5.2612%
06/14/2023	0.000144203	5.2634%
06/15/2023	0.000144106	5.2600%
06/16/2023	0.000577376	5.2685%
06/17/2023	0.000000000	5.2685%
06/18/2023	0.000000000	5.2685%
06/19/2023	0.000000000	5.2685%
06/20/2023	0.000144458	5.2728%
06/21/2023	0.000144530	5.2753%
06/22/2023	0.000144614	5.2784%
06/23/2023	0.000434136	5.2822%
06/24/2023	0.000000000	5.2820%
06/25/2023	0.000000000	5.2820%
06/26/2023	0.000144504	5.2744%
06/27/2023	0.000144788	5.2848%
06/28/2023	0.000144872	5.2878%
06/29/2023	0.000144964	5.2912%
06/30/2023	0.000145232	5.3010%

Performance results are shown net of all fees and expenses and reflect the reinvestment of dividends and other earnings. Many factors affect performance including changes in market conditions and interest rates and in response to other economic, political, or financial developments. Investment involves risk including the possible loss of principal. No assurance can be given that the performance objectives of a given strategy will be achieved. **Past performance is no guarantee of future results. Any financial and/or investment decision may incur losses.**



# Participant Statement

CITY OF NAVASOTA  
AP FUND II  
ATTN MARIBEL FRANK  
PO BOX 910  
NAVASOTA TX 77868-0910

Statement Period **04/01/2023 - 04/30/2023**

Page 1 of 2

Customer Service **1-866-TEX-POOL**  
Location ID **000079076**  
Investor ID **000016023**

## TexPool Update

Keep up to date with the latest market talk from our portfolio managers and strategists by visiting the Insights page of TexPool.com.

## TexPool Summary

Pool Name	Beginning Balance	Total Deposits	Total Withdrawals	Total Interest	Current Balance	Average Balance
Texas Local Government Investment Pool	\$135,638.02	\$0.00	\$0.00	\$534.95	\$136,172.97	\$135,691.52
<b>Total Dollar Value</b>	<b>\$135,638.02</b>	<b>\$0.00</b>	<b>\$0.00</b>	<b>\$534.95</b>	<b>\$136,172.97</b>	

## Portfolio Value

Pool Name	Pool/Account	Market Value (04/01/2023)	Share Price (04/30/2023)	Shares Owned (04/30/2023)	Market Value (04/30/2023)
Texas Local Government Investment Pool	449/7907600001	\$135,638.02	\$1.00	136,172.970	\$136,172.97
<b>Total Dollar Value</b>		<b>\$135,638.02</b>			<b>\$136,172.97</b>

## Interest Summary

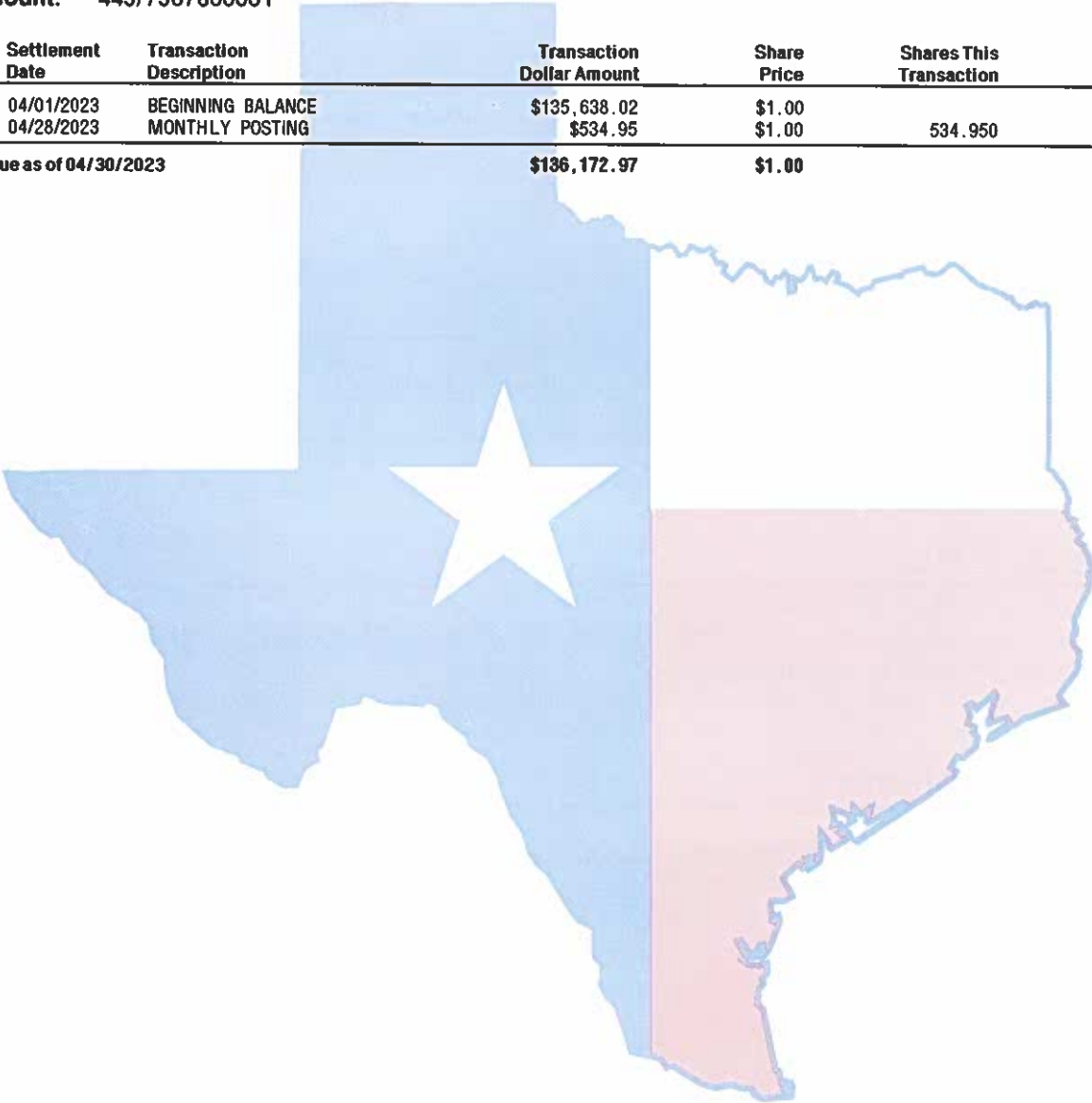
Pool Name	Pool/Account	Month-to-Date Interest	Year-to-Date Interest
Texas Local Government Investment Pool	449/7907600001	\$534.95	\$2,012.32
<b>Total</b>		<b>\$534.95</b>	<b>\$2,012.32</b>



Transaction Detail

Texas Local Government Investment Pool Participant: CITY OF NAVASOTA  
Pool/Account: 449/7907600001

Transaction Date	Settlement Date	Transaction Description	Transaction Dollar Amount	Share Price	Shares This Transaction	Shares Owned
04/01/2023	04/01/2023	BEGINNING BALANCE	\$135,638.02	\$1.00		135,638.020
04/28/2023	04/28/2023	MONTHLY POSTING	\$534.95	\$1.00	534.950	136,172.970
Account Value as of 04/30/2023			\$136,172.97	\$1.00		136,172.970





# Participant Statement

CITY OF NAVASOTA  
AP FUND II  
ATTN MARIBEL FRANK  
PO BOX 910  
NAVASOTA TX 77868-0910

**Statement Period** 05/01/2023 - 05/31/2023

Page 1 of 2

**Customer Service** 1-866-TEX-POOL  
**Location ID** 000079076  
**Investor ID** 000016023

## TexPool Update

Keep up to date with the latest market talk from our portfolio managers and strategists by visiting the Insights page of TexPool.com.

## TexPool Summary

Pool Name	Beginning Balance	Total Deposits	Total Withdrawals	Total Interest	Current Balance	Average Balance
Texas Local Government Investment Pool	\$136,172.97	\$0.00	\$0.00	\$578.66	\$136,751.63	\$136,191.64
<b>Total Dollar Value</b>	<b>\$136,172.97</b>	<b>\$0.00</b>	<b>\$0.00</b>	<b>\$578.66</b>	<b>\$136,751.63</b>	

## Portfolio Value

Pool Name	Pool/Account	Market Value (05/01/2023)	Share Price (05/31/2023)	Shares Owned (05/31/2023)	Market Value (05/31/2023)
Texas Local Government Investment Pool	449/7907600001	\$136,172.97	\$1.00	136,751.630	\$136,751.63
<b>Total Dollar Value</b>		<b>\$136,172.97</b>			<b>\$136,751.63</b>

## Interest Summary

Pool Name	Pool/Account	Month-to-Date Interest	Year-to-Date Interest
Texas Local Government Investment Pool	449/7907600001	\$578.66	\$2,590.98
<b>Total</b>		<b>\$578.66</b>	<b>\$2,590.98</b>









# Participant Statement

CITY OF NAVASOTA  
AP FUND II  
ATTN MARIBEL FRANK  
PO BOX 910  
NAVASOTA TX 77868-0910

**Statement Period** 06/01/2023 - 06/30/2023

Page 1 of 2

**Customer Service** 1-866-TEX-POOL

**Location ID** 000079076

**Investor ID** 000016023

## TexPool Update

Keep up to date with the latest market talk from our portfolio managers and strategists by visiting the Insights page of TexPool.com.

## TexPool Summary

Pool Name	Beginning Balance	Total Deposits	Total Withdrawals	Total Interest	Current Balance	Average Balance
Texas Local Government Investment Pool	\$136,751.63	\$0.00	\$0.00	\$568.10	\$137,319.73	\$136,770.57
<b>Total Dollar Value</b>	<b>\$136,751.63</b>	<b>\$0.00</b>	<b>\$0.00</b>	<b>\$568.10</b>	<b>\$137,319.73</b>	

## Portfolio Value

Pool Name	Pool/Account	Market Value (06/01/2023)	Share Price (06/30/2023)	Shares Owned (06/30/2023)	Market Value (06/30/2023)
Texas Local Government Investment Pool	449/7907600001	\$136,751.63	\$1.00	137,319.730	\$137,319.73
<b>Total Dollar Value</b>		<b>\$136,751.63</b>			<b>\$137,319.73</b>

## Interest Summary

Pool Name	Pool/Account	Month-to-Date Interest	Year-to-Date Interest
Texas Local Government Investment Pool	449/7907600001	\$568.10	\$3,159.08
<b>Total</b>		<b>\$568.10</b>	<b>\$3,159.08</b>



Statement Period 06/01/2023 - 06/30/2023

Page 2 of 2

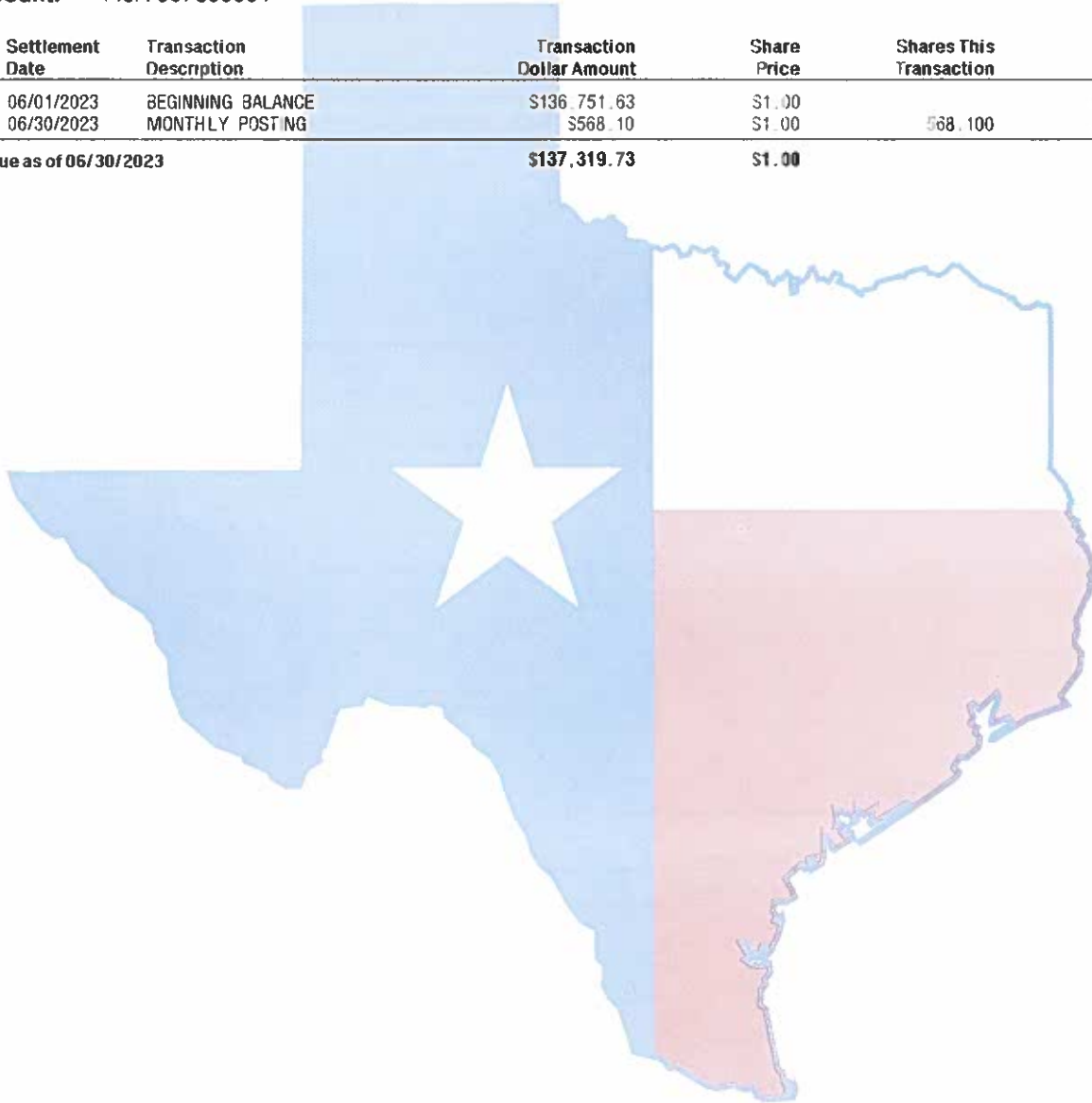
## Transaction Detail

Texas Local Government Investment Pool

Participant: CITY OF NAVASOTA

Pool/Account: 449/7907600001

Transaction Date	Settlement Date	Transaction Description	Transaction Dollar Amount	Share Price	Shares This Transaction	Shares Owned
06/01/2023	06/01/2023	BEGINNING BALANCE	\$136,751.63	\$1.00		136,751.630
06/30/2023	06/30/2023	MONTHLY POSTING	\$568.10	\$1.00	568.100	137,319.730
Account Value as of 06/30/2023			\$137,319.73	\$1.00		137,319.730



QUARTERLY INVESTMENTS SUMMARY  
FOR THE PERIOD ENDING 09/30/2023

THIS REPORT HAS BEEN PREPARED IN COMPLIANCE WITH THE INVESTMENT POLICY OF THE CITY OF NAVASOTA AND THE PFIA



---

INVESTMENT OFFICER  
CHIEF FINANCIAL OFFICER



---

INVESTMENT OFFICER  
CITY MANAGER

QUARTERLY INVESTMENTS SUMMARY  
FOR THE PERIOD ENDING 09/30/2023

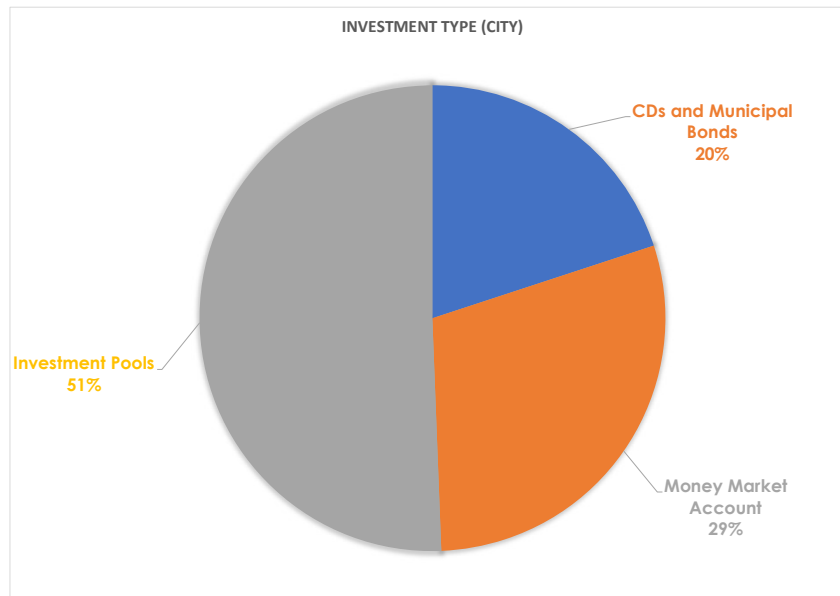
INVESTMENTS FOR CITY - ROLLFORWARD

<u>Custodian</u>	<u>Type</u>	<u>Identifier</u>	<u>Maturity Date</u>	<u>Account Name</u>	<u>6/30/2023 Beginning Amount</u>	<u>Matured</u>	<u>Interest Income</u>	<u>9/30/2023 Ending Balance</u>
TIB Capital Markets								
	<b>Certificates of Deposit</b>							
		02007GNN9	2/10/2025	ALLY BANK CD	248,000	-	-	248,000
		02589ABL5	3/4/2024	AMERICAN EXPR NATL BK CD	248,000	-	-	248,000
		05580AE26	9/24/2024	BMW BANK NA CD	245,000	-	-	245,000
		05600XCP3	4/13/2026	BMO HARRIS BANK NA CD	245,000	-	-	245,000
		066519QT9	3/31/2026	BANKUNITED NA CD	245,000	-	-	245,000
		254673B70	4/28/2025	DISCOVER BK CD	246,000	-	-	246,000
		38149MA94	9/29/2026	GOLDMAN SACHS BANK CD	245,000	-	-	245,000
		48128UZC6	2/17/2026	JPMORGAN CHASE BK NA CD	245,000	-	-	245,000
		61768U4A2	4/29/2027	MORGAN STANLEY PRIVATE BK CD	246,000	-	-	246,000
		07371AXP3	2/10/2027	BEAL BK PLANO TX	248,000	-	-	248,000
	<b>Total Certificates of Deposit</b>				2,461,000	-	-	2,461,000
	<b>Municipal Bonds</b>							
		752754PG0	8/1/2025	RANDOLPH TWP NJ SD GO	235,865	-	-	235,865
		229831JL7	8/15/2025	CUERO TX ISD REF GP BDQ	292,375	-	-	292,375
		882806HH8	2/15/2026	TEXAS TECH UNIV REV TAX REF	486,375	-	-	486,375
	<b>Total Municipal Bonds</b>				1,014,615	-	-	1,014,615
	<b>Total CDs and Municipal Bonds</b>				3,475,615	-	-	3,475,615
Citizens State Bank								
	<b>Money Market Account</b>							
		Account # 20035725	N/A		5,101,588	-	22,451	5,124,039
TexSTAR								
	<b>Investment Pool</b>							
		0930102200	N/A	AP Fund	136,995	-	1,817	138,812
TexasCLASS								
	<b>Investment Pool</b>							
		TX-01-0484-0001	N/A	Navasota 01	443,878	-	6,127	450,004
		TX-01-0484-0002	N/A	ARPA	1,034,310	-	14,276	1,048,586
		TX-01-0484-0006	N/A	Capital Projects 2022	6,942,445	-	95,825	7,038,270
TexPool								
	<b>Investment Pool</b>							
		449/7907600001	N/A	AP Fund II	137,320	-	1,825	139,145
	<b>Total Investment Pools</b>				8,694,946	-	119,870	8,814,817
<b>TOTAL CITY INVESTMENTS</b>					<b>17,272,149</b>	<b>-</b>	<b>142,321</b>	<b>17,414,471</b>

QUARTERLY INVESTMENTS SUMMARY  
FOR THE PERIOD ENDING 09/30/2023

INVESTMENTS FOR CITY - REPORTED BY TYPE

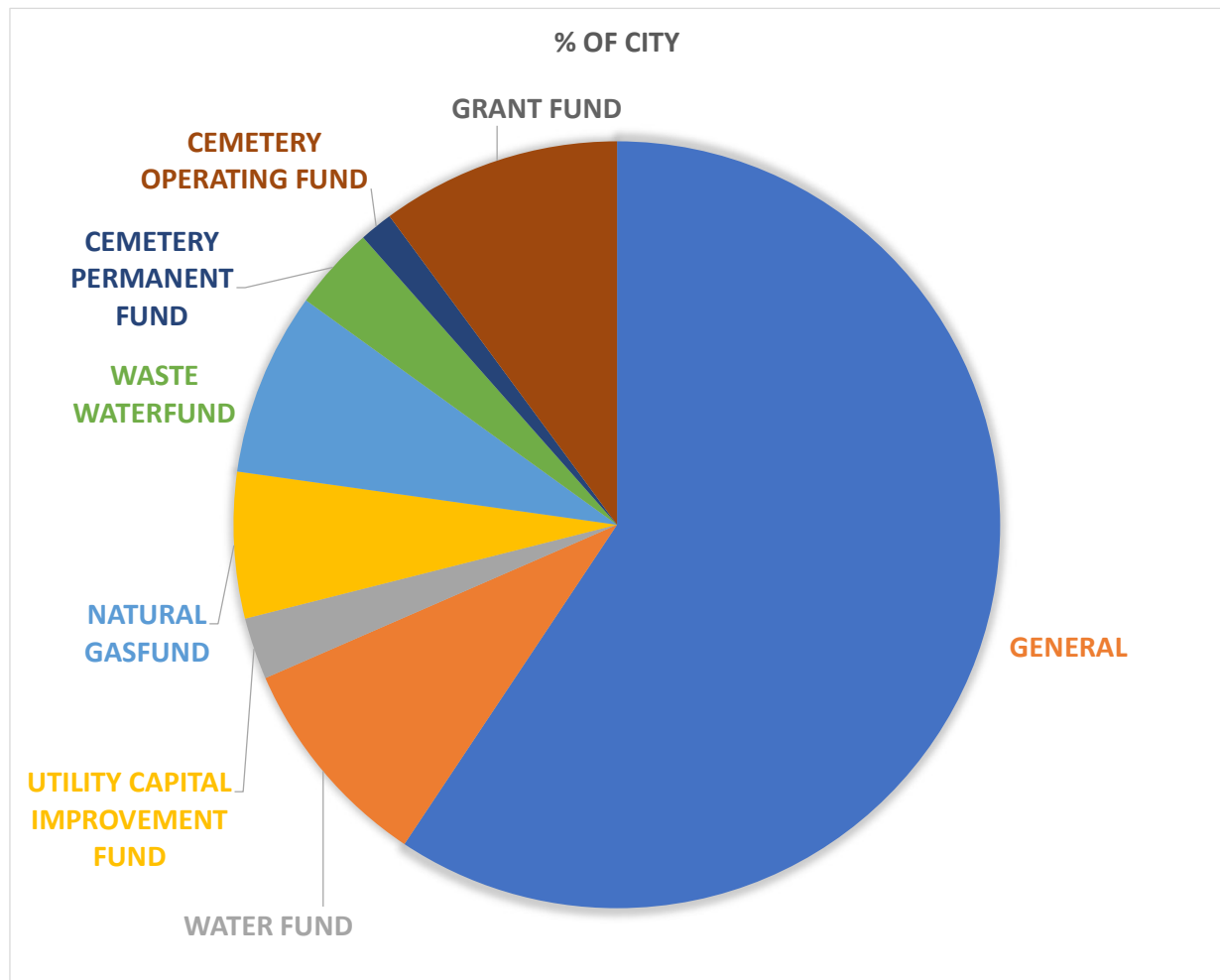
<u>Custodian</u>	<u>Type</u>	<u>Identifier</u>	<u>Maturity Date</u>	<u>Account Name</u>	<u>Amount</u>	<u>% of City</u>	
TIB Capital Markets							
	Certificates of Deposit						
		02007GNN9	2/10/2025	ALLY BANK CD	248,000		
		02589ABL5	3/4/2024	AMERICAN EXPR NATL BK CD	248,000		
		05580AE26	9/24/2024	BMW BANK NA CD	245,000		
		05600XCP3	4/13/2026	BMO HARRIS BANK NA CD	245,000		
		066519QT9	3/31/2026	BANKUNITED NA CD	245,000		
		254673B70	4/28/2025	DISCOVER BK CD	246,000		
		38149MA94	9/29/2026	GOLDMAN SACHS BANK CD	245,000		
		48128UZC6	2/17/2026	JPMORGAN CHASE BK NA CD	245,000		
		61768U4A2	4/29/2027	MORGAN STANLEY PRIVATE BK CD	246,000		
		07371AXP3	2/10/2027	BEAL BK PLANO TX	248,000		
	Total Certificates of Deposit					2,461,000	
	Municipal Bonds						
		752754PG0	8/1/2025	RANDOLPH TWP NJ SD GO	235,865		
		229831JL7	8/15/2025	CUERO TX ISD REF GP BDQ	292,375		
		882806HH8	2/15/2026	TEXAS TECH UNIV REV TAX REF	486,375		
	Total Municipal Bonds					1,014,615	
	Total CDs and Municipal Bonds					3,475,615	20%
Citizens State Bank							
	Money Market Account						
		Account # 20035725	N/A		5,124,039	29%	
TexSTAR							
	Investment Pool						
		0930102200	N/A	AP Fund	138,812		
TexasCLASS							
	Investment Pool						
		TX-01-0484-0001	N/A	Navasota 01	450,004		
		TX-01-0484-0002	N/A	ARPA	1,048,586		
		TX-01-0484-0006	N/A	Capital Projects 2022	7,038,270		
TexPool							
	Investment Pool						
		449/7907600001	N/A	AP Fund II	139,145		
	Total Investment Pools					8,814,817	51%
TOTAL CITY INVESTMENTS					17,414,471		



**QUARTERLY INVESTMENTS SUMMARY  
FOR THE PERIOD ENDING 09/30/2023**

**INVESTMENTS FOR CITY - REPORTED BY FUND**

<u>Fund #</u>	<u>Fund Name</u>	<u>Amount</u>	<u>% of City</u>
100	GENERAL	6,157,503.72	35%
200	WATER FUND	945,930.30	5%
210	UTILITY CAPITAL IMPROVEMENT FUND	270,098.77	2%
300	NATURAL GAS FUND	639,438.08	4%
400	WASTE WATER FUND	802,000.38	5%
520	CEMETERY PERMANENT FUND	366,466.71	2%
525	CEMETERY OPERATING FUND	146,176.72	1%
540	GRANT FUND	1,048,585.89	6%
905	CAPITAL PROJECTS	7,038,269.97	40%
		<u>17,414,470.54</u>	<u>100%</u>

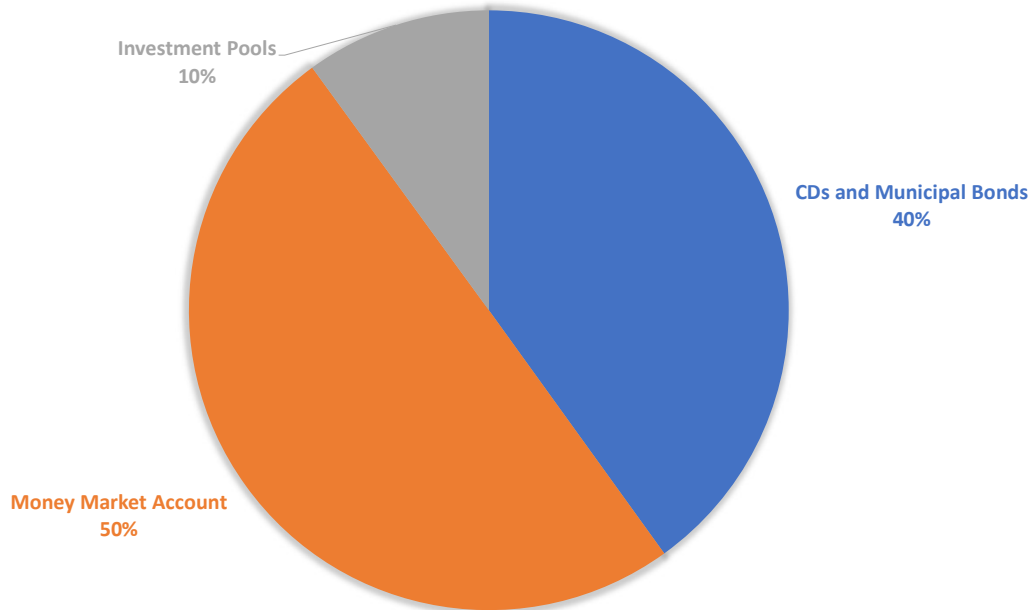


**QUARTERLY INVESTMENTS SUMMARY  
FOR THE PERIOD ENDING 09/30/2023**

**INVESTMENTS FOR GENERAL FUND (Fund 100)**

<u>Custodian</u>	<u>General Ledger Acct #</u>	<u>Account Name</u>	<u>Amount</u>	<u>% of Fund</u>
<b>CDs and Municipal Bonds</b>				
<b>TIB Capital Markets</b>	100-0-200.07	BECKER-BEST MUSEUM FUNDS	77,142.45	
	100-0-200.09	VOLUNTARY FIRE FUND	75,583.63	
	100-0-200.10	LIBRARY INV - MADELEY EST.	11,680.20	
	100-0-200.12	VOLUNTARY PARK FUND	99,786.54	
	100-0-200.18	ANIMAL SHELTER DONATIONS	24,020.78	
	100-0-200.19	GRACE PARK FUND	40,690.39	
	100-0-200.21	SIDEWALK FEE IN LIEU OF	99,976.91	
	100-0-200.22	EQUIPMENT ESCROW	2,037,420.52	
<b>Total CDs and Municipal Bonds</b>			<u>2,466,301.40</u>	40%
<b>Money Market Account</b>				
<b>Citizens State Bank</b>	100-0-200.06	O & M RESERVE INVESTMENTS	3,074,424.06	50%
<b>Investment Pools</b>				
<b>TexSTAR</b>	100-0-200.04	O & M RESERVE - TEXSTAR	83,287.08	
<b>TexasCLASS</b>	100-0-200.11	STREET & DRAINAGE INV.	450,004.38	
<b>TexPool</b>	100-0-200.05	O & M RESERVE - TEXPOOL	83,486.80	
<b>Total Investment Pools</b>			<u>616,778.26</u>	10%
<b>TOTAL GENERAL FUND INVESTMENTS</b>			<b>6,157,503.72</b>	

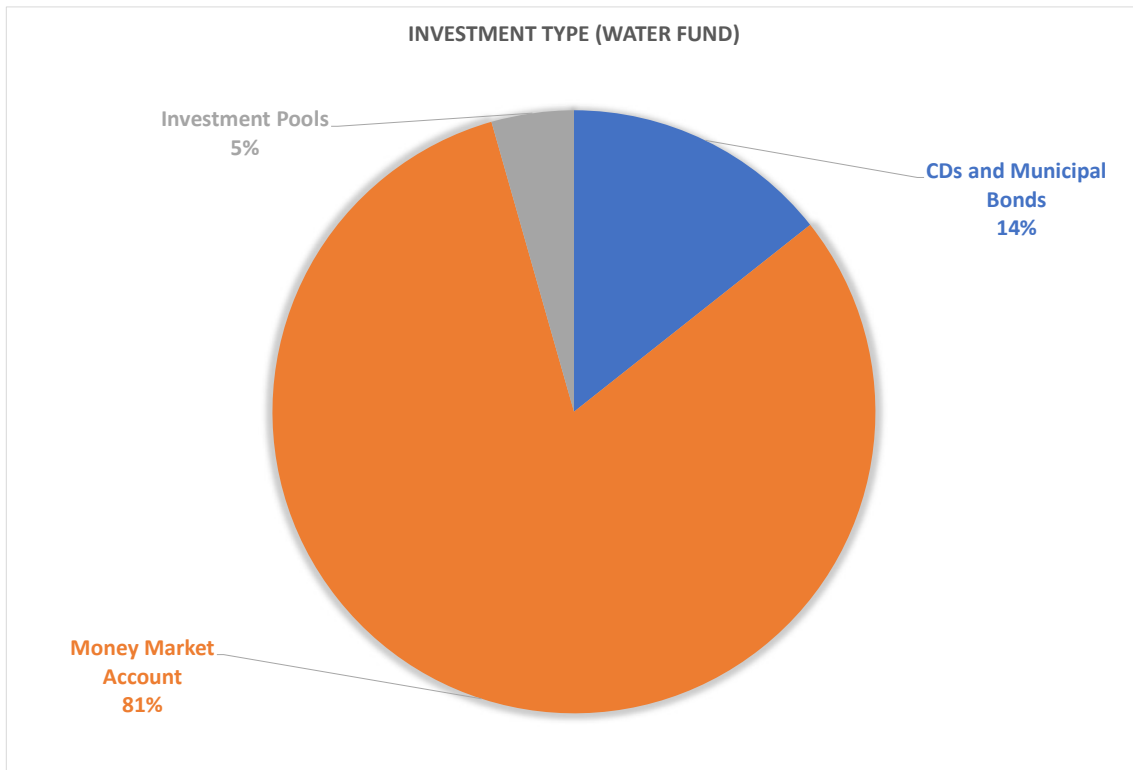
**INVESTMENT TYPE (GENERAL FUND)**



**QUARTERLY INVESTMENTS SUMMARY  
FOR THE PERIOD ENDING 09/30/2023**

**INVESTMENTS FOR WATER FUND (Fund 200)**

<u>Custodian</u>	<u>General Ledger Acct #</u>	<u>Account Name</u>	<u>Amount</u>	<u>% of Fund</u>
<b>CDs and Municipal Bonds</b>				
TIB Capital Markets	200-0-200.00	INVESTMENTS METER DEPOSITS	135,631.36	14%
<b>Money Market Account</b>				
Citizens State Bank	200-0-200.06	O & M RESERVE INVESTMENTS	768,605.50	81%
<b>Investment Pools</b>				
TexSTAR	200-0-200.04	O & M RESERVE - TEXSTAR	20,821.77	
TexPool	200-0-200.05	O & M RESERVE - TEXPOOL	20,871.67	
<b>Total Investment Pools</b>			<u>41,693.44</u>	4%
<b>TOTAL WATER FUND INVESTMENTS</b>			<b>945,930.30</b>	

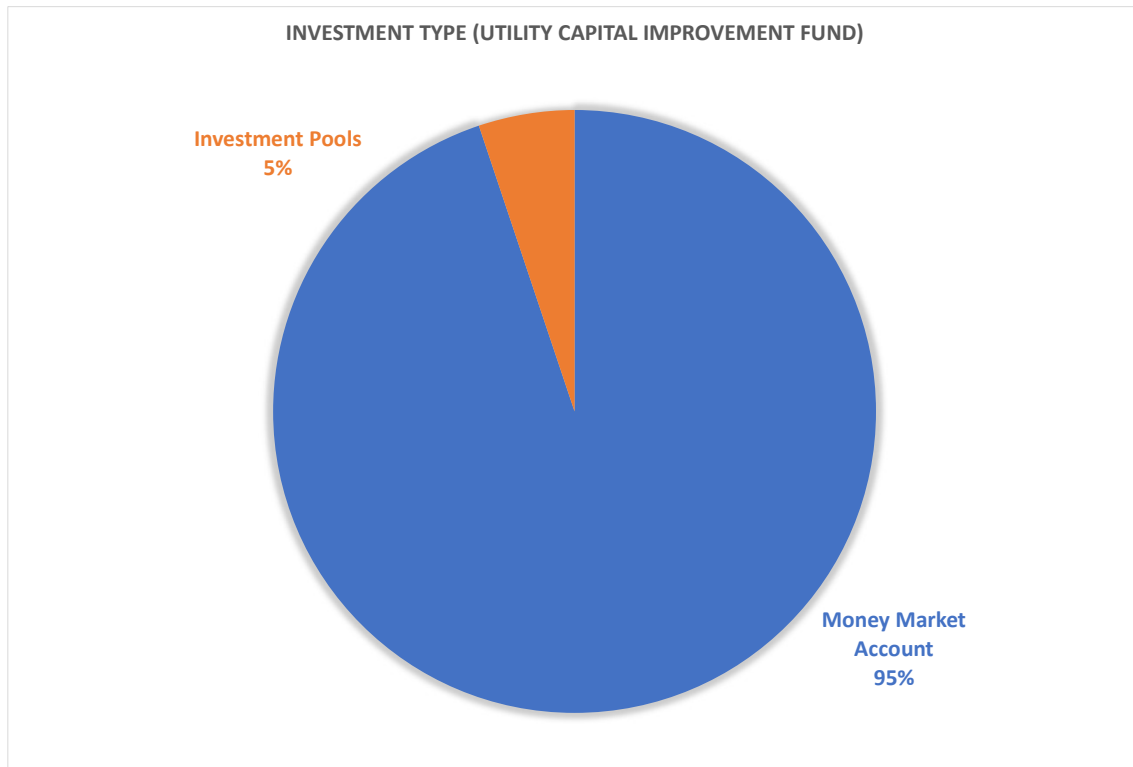




**QUARTERLY INVESTMENTS SUMMARY  
FOR THE PERIOD ENDING 09/30/2023**

**INVESTMENTS FOR UTILITY CAPITAL IMPROVEMENT FUND (Fund 210)**

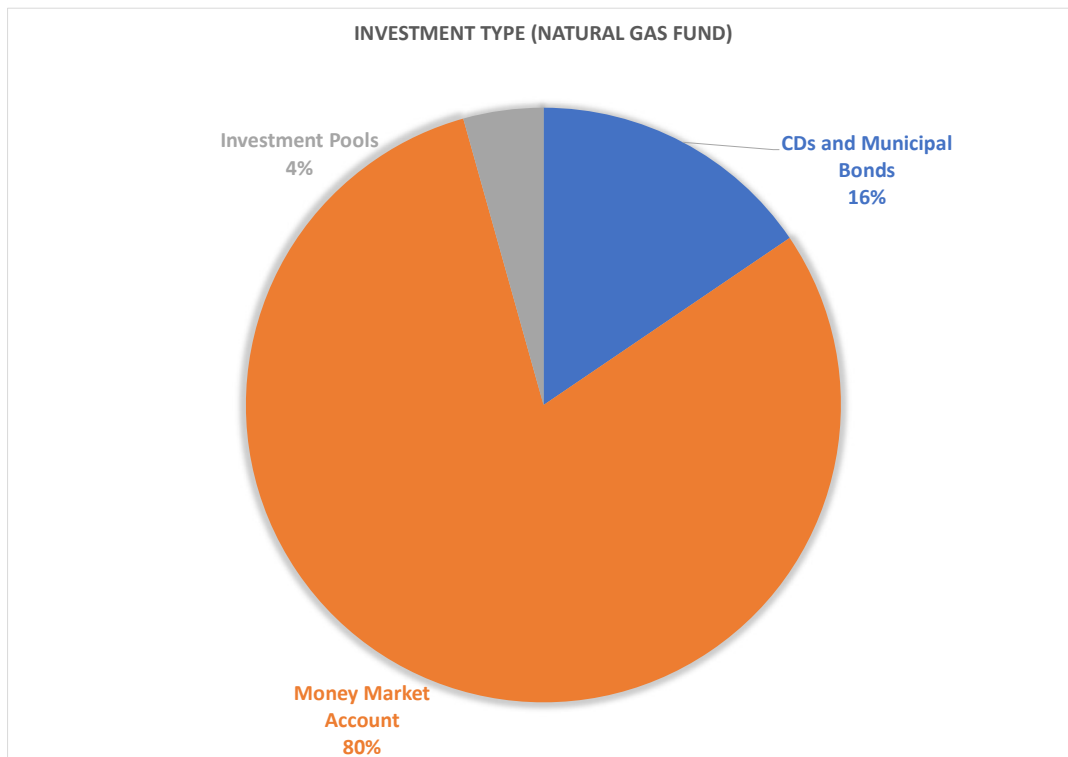
<u>Custodian</u>	<u>General Ledger Acct #</u>	<u>Account Name</u>	<u>Amount</u>	<u>% of Fund</u>
<b>Money Market Account</b>				
Citizens State Bank	210-0-200.06	O & M RESERVE INVESTMENTS	256,200.97	95%
<b>Investment Pools</b>				
TexSTAR	210-0-200.04	O & M RESERVE - TEXSTAR	6,940.58	
TexPool	210-0-200.05	O & M RESERVE - TEXPOOL	6,957.22	
<b>Total Investment Pools</b>			13,897.80	5%
<b>TOTAL UTILITY CAPITAL IMPROVEMENT FUND INVESTMENTS</b>			<b>270,098.77</b>	



**QUARTERLY INVESTMENTS SUMMARY  
FOR THE PERIOD ENDING 09/30/2023**

**INVESTMENTS FOR NATURAL GAS FUND (Fund 300)**

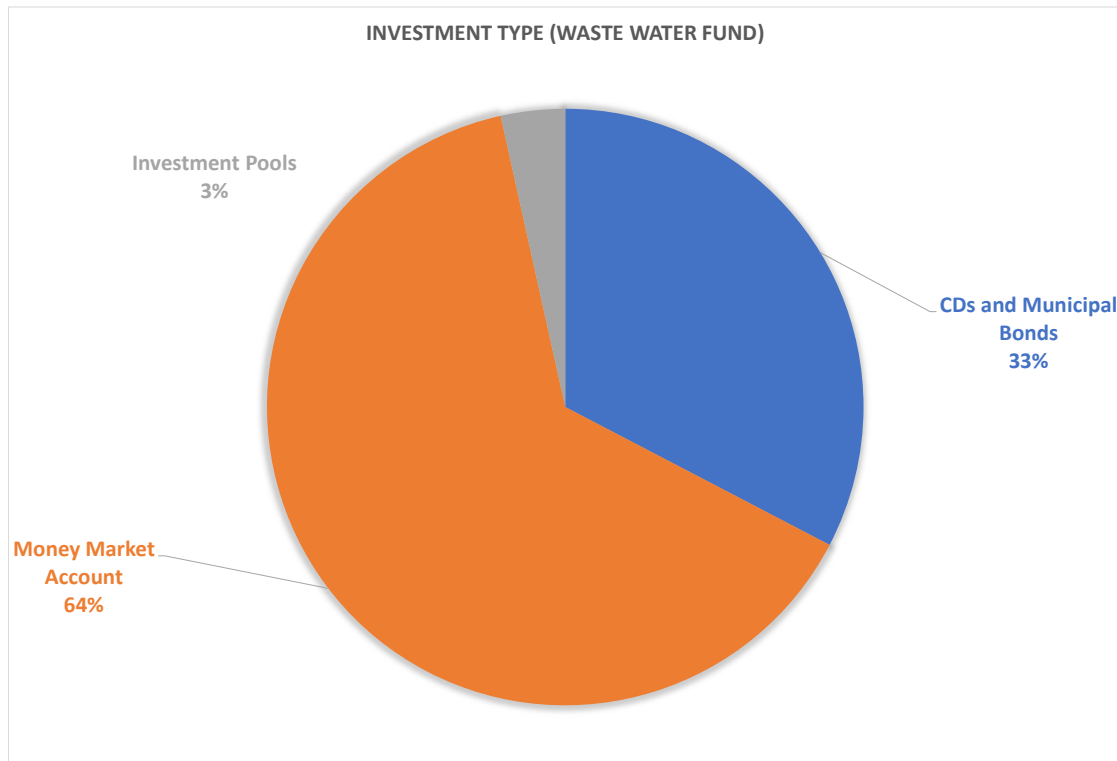
<u>Custodian</u>	<u>General Ledger Acct #</u>	<u>Account Name</u>	<u>Amount</u>	<u>% of Fund</u>
<b>CDs and Municipal Bonds</b>				
TIB Capital Markets	300-0-200.00	INVESTMENTS METER DEPOSITS	85,115.39	
	300-0-200.04	JR.LIEN RESERVE INV-MTG ASSN	14,122.96	
<b>Total CDs and Municipal Bonds</b>			99,238.35	16%
<b>Money Market Account</b>				
Citizens State Bank	300-0-200.06	O & M RESERVE INVESTMENTS	512,404.08	80%
<b>Investment Pools</b>				
TexSTAR	300-0-201.04	O & M RESERVE - TEXSTAR	13,881.18	
TexPool	300-0-201.05	O & M RESERVE - TEXPOOL	13,914.47	
<b>Total Investment Pools</b>			27,795.65	4%
<b>TOTAL NATURAL GAS FUND INVESTMENTS</b>			<b>639,438.08</b>	



**QUARTERLY INVESTMENTS SUMMARY  
FOR THE PERIOD ENDING 09/30/2023**

**INVESTMENTS FOR WASTE WATER FUND (Fund 400)**

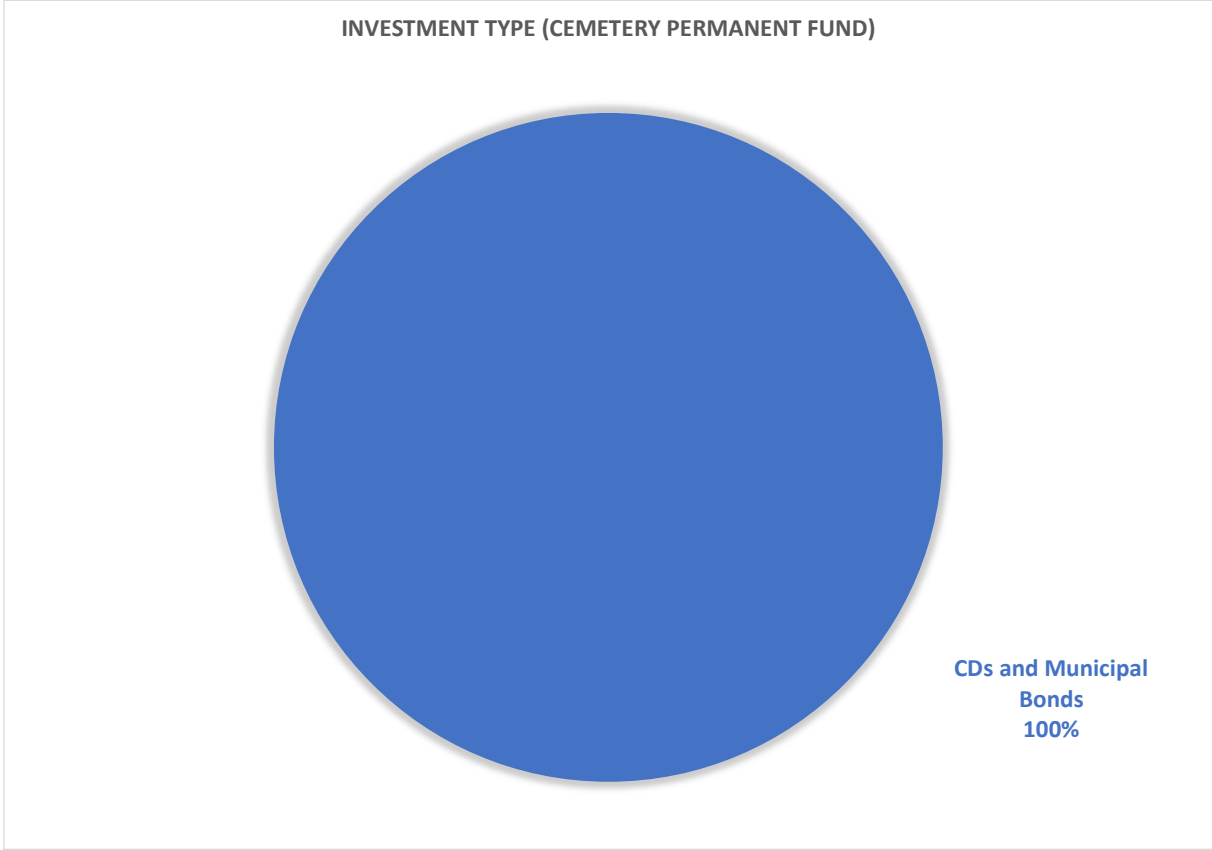
<u>Custodian</u>	<u>General Ledger Acct #</u>	<u>Account Name</u>	<u>Amount</u>	<u>% of Fund</u>
<b>CDs and Municipal Bonds</b>				
TIB Capital Markets	400-0-200.02	SW SYSTEM IMPROVEMENTS INV	261,800.65	33%
<b>Money Market Account</b>				
Citizens State Bank	400-0-200.06	O & M RESERVE INVESTMENTS	512,404.08	64%
<b>Investment Pools</b>				
TexSTAR	400-0-200.04	O & M RESERVE - TEXSTAR	13,881.18	
TexPool	400-0-200.05	O & M RESERVE - TEXPOOL	13,914.47	
<b>Total Investment Pools</b>			<u>27,795.65</u>	3%
<b>TOTAL WASTE WATER FUND INVESTMENTS</b>			<b>802,000.38</b>	



QUARTERLY INVESTMENTS SUMMARY  
FOR THE PERIOD ENDING 09/30/2023

INVESTMENTS FOR CEMETERY PERMANENT FUND (Fund 520)

<u>Custodian</u>	<u>General Ledger Acct #</u>	<u>Account Name</u>	<u>Amount</u>	<u>% of Fund</u>
<b>CDs and Municipal Bonds</b>				
TIB Capital Markets	520-0-201.00	OAKLAND CEM PERT TRUST	366,198.69	
	520-0-201.05	CEMETERY STREET FUND	268.03	
<b>Total CDs, Municipal Bonds, Agency Bonds</b>			366,466.71	100%
<b>TOTAL CEMETERY PERMANENT FUND INVESTMENTS</b>			<b>366,466.71</b>	

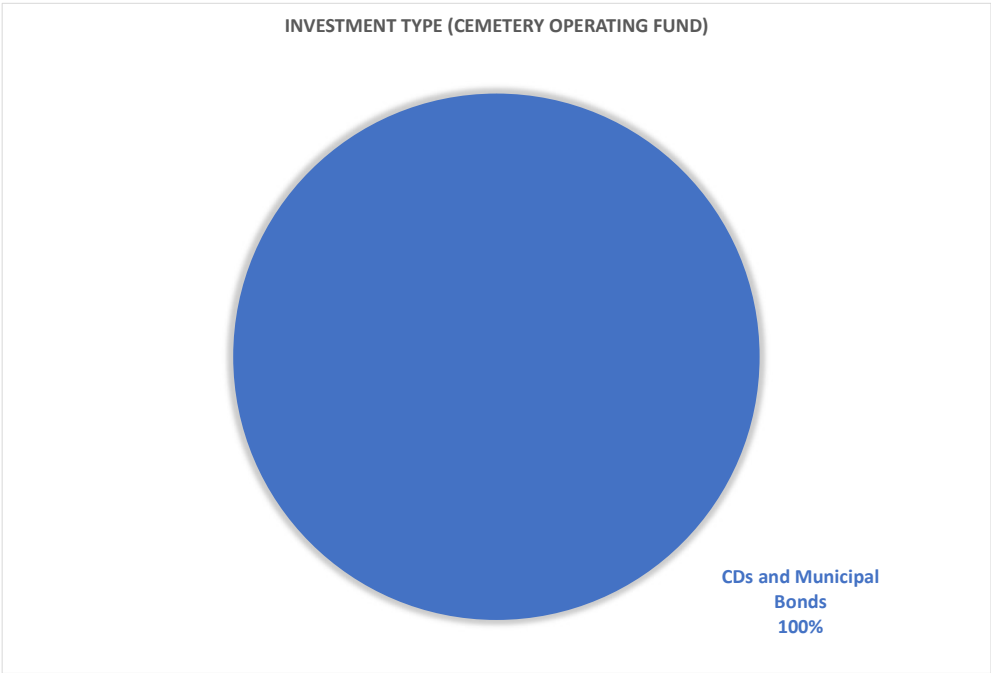


QUARTERLY INVESTMENTS SUMMARY  
FOR THE PERIOD ENDING 09/30/2023

INVESTMENTS FOR CEMETERY OPERATING FUND (Fund 525)

	<u>Custodian</u>	<u>General Ledger Acct #</u>	<u>Account Name</u>	<u>Amount</u>	<u>% of Fund</u>
<i>CDs and Municipal Bonds</i>					
	TIB Capital Markets	525-0-201.05	CEMETERY STREET FUND-INV	126,449.07	
		525-0-201.06	CEM-JESSIE MAE BODE FUND	19,727.65	
<i>Total CDs and Municipal Bonds</i>				146,176.72	100%

TOTAL CEMETERY OPERATING FUND INVESTMENTS 146,176.72




QUARTERLY INVESTMENTS SUMMARY  
FOR THE PERIOD ENDING 09/30/2023

INVESTMENT FOR GRANT FUND (Fund 540)

<u>Custodian</u>	<u>General Ledger Acct #</u>	<u>Account Name</u>	<u>Amount</u>	<u>% of Fund</u>
Investment Pools				
TexasCLASS	540-0-200.20	AMERICAN RESCUE	1,048,585.89	100%
TOTAL GRANT FUND INVESTMENTS			1,048,585.89	

INVESTMENT TYPE (GRANT FUND)




Investment Pools  
100%

QUARTERLY INVESTMENTS SUMMARY  
FOR THE PERIOD ENDING 09/30/2023

INVESTMENT FOR CAPITAL PROJECTS FUND (Fund 905)

<u>Custodian</u>	<u>General Ledger Acct #</u>	<u>Account Name</u>	<u>Amount</u>	<u>% of Fund</u>
<i>Investment Pools</i> TexasCLASS	905-0-200.20	Capital Fund 2022	7,038,269.97	100%
TOTAL CAPITAL PROJECTS FUND INVESTMENTS			7,038,269.97	

INVESTMENT TYPE (CAPITAL PROJECTS FUND)



Investment Pools  
100%

TIB  
P.O. BOX 560528  
DALLAS, TX 75356-0528

As of 07/31/2023  
Sales Representative: Michael W Boydston



## Verification Statement

---

Account No: 599762

CITIZENS STATE BANK  
H/F CITY OF NAVASOTA  
P.O. BOX 518  
SOMERVILLE, TX 77879

\* The information included on this statement is based upon settlement date rather than entered date.



Security Receipt	Trade Date Settlement Date	Cost Basis	Par/Shares Original Face	Description Rate, Maturity	Principal Cost Market Value	Date Priced
02007GNN9 163016419	02/02/2022 02/10/2022	100.000000	248,000.00 .00	ALLY BANK CD 1.20, 02/10/2025	248,000.00 N/A	
02589ABL5 163017585	02/23/2022 03/02/2022	100.000000	248,000.00 .00	AMERICAN EXPR NATL BK CD 1.60, 03/04/2024	248,000.00 N/A	
05580AE26 245055098	09/21/2021 09/24/2021	100.000000	245,000.00 .00	BMW BANK NA CD .65, 09/24/2024	245,000.00 N/A	
05600XCP3 245045568	03/30/2021 04/13/2021	100.000000	245,000.00 .00	BMO HARRIS BANK NA CD 1.00, 04/13/2026	245,000.00 N/A	
066519QT9 245045565	03/30/2021 04/01/2021	100.000000	245,000.00 .00	BANKUNITED NA CD .95, 03/31/2026	245,000.00 N/A	
07371AXP3 163016417	02/03/2022 02/16/2022	100.000000	248,000.00 .00	BEAL BK PLANO TX 1.50, 02/10/2027	248,000.00 N/A	
229831JL7 163017374	02/04/2022 03/02/2022	112.452000	260,000.00 .00	CUERO TX ISD REF GP BDQ 5.00, 08/15/2025	292,375.20 N/A	
254673B70 257004989	04/22/2022 04/27/2022	100.000000	246,000.00 .00	DISCOVER BK CD 2.80, 04/28/2025	246,000.00 N/A	
38149MA94 245055099	09/21/2021 09/29/2021	100.000000	245,000.00 .00	GOLDMAN SACHS BANK CD 1.05, 09/29/2026	245,000.00 N/A	
48128UZC6 245043134	02/09/2021 02/17/2021	100.000000	245,000.00 .00	JPMORGAN CHASE BK NA CD .50, 02/17/2026	245,000.00 N/A	
61768U4A2 257004990	04/11/2022 04/29/2022	100.000000	246,000.00 .00	MORGAN STANLEY PRIVATE BK CD 3.00, 04/29/2027	246,000.00 N/A	
752754PG0 163019398	04/05/2022 04/07/2022	94.346000	250,000.00 .00	RANDOLPH TWP NJ SD GO 1.10, 08/01/2025	235,865.00 N/A	
882806HH8 163017375	02/17/2022 02/22/2022	97.275000	500,000.00 .00	TEXAS TECH UNIV REV TAX REF 1.186, 02/15/2026	486,375.00 N/A	
<b>Total USD Par</b>			<b>3,471,000.00</b>	<b>Total USD Cost</b>	<b>3,475,615.20</b>	
<b>Total USD Original Face</b>			<b>3,471,000.00</b>			



TIB  
P.O. BOX 560528  
DALLAS, TX 75356-0528

As of 08/31/2023  
Sales Representative: Michael W Boydston



## Verification Statement

---

Account No: 599762

CITIZENS STATE BANK  
H/F CITY OF NAVASOTA  
P.O. BOX 518  
SOMERVILLE, TX 77879

\* The information included on this statement is based upon settlement date rather than entered date.

Security Receipt	Trade Date Settlement Date	Cost Basis	Par/Shares Original Face	Description Rate, Maturity	Principal Cost Market Value	Date Priced
02007GNN9 163016419	02/02/2022 02/10/2022	100.000000	248,000.00 .00	ALLY BANK CD 1.20, 02/10/2025	248,000.00 N/A	
02589ABL5 163017585	02/23/2022 03/02/2022	100.000000	248,000.00 .00	AMERICAN EXPR NATL BK CD 1.60, 03/04/2024	248,000.00 N/A	
05580AE26 245055098	09/21/2021 09/24/2021	100.000000	245,000.00 .00	BMW BANK NA CD .65, 09/24/2024	245,000.00 N/A	
05600XCP3 245045568	03/30/2021 04/13/2021	100.000000	245,000.00 .00	BMO HARRIS BANK NA CD 1.00, 04/13/2026	245,000.00 N/A	
066519QT9 245045565	03/30/2021 04/01/2021	100.000000	245,000.00 .00	BANKUNITED NA CD .95, 03/31/2026	245,000.00 N/A	
07371AXP3 163016417	02/03/2022 02/16/2022	100.000000	248,000.00 .00	BEAL BK PLANO TX 1.50, 02/10/2027	248,000.00 N/A	
229831JL7 163017374	02/04/2022 03/02/2022	112.452000	260,000.00 .00	CUERO TX ISD REF GP BDQ 5.00, 08/15/2025	292,375.20 N/A	
254673B70 257004989	04/22/2022 04/27/2022	100.000000	246,000.00 .00	DISCOVER BK CD 2.80, 04/28/2025	246,000.00 N/A	
38149MA94 245055099	09/21/2021 09/29/2021	100.000000	245,000.00 .00	GOLDMAN SACHS BANK CD 1.05, 09/29/2026	245,000.00 N/A	
48128UZC6 245043134	02/09/2021 02/17/2021	100.000000	245,000.00 .00	JPMORGAN CHASE BK NA CD .50, 02/17/2026	245,000.00 N/A	
61768U4A2 257004990	04/11/2022 04/29/2022	100.000000	246,000.00 .00	MORGAN STANLEY PRIVATE BK CD 3.00, 04/29/2027	246,000.00 N/A	
752754PG0 163019398	04/05/2022 04/07/2022	94.346000	250,000.00 .00	RANDOLPH TWP NJ SD GO 1.10, 08/01/2025	235,865.00 N/A	
882806HH8 163017375	02/17/2022 02/22/2022	97.275000	500,000.00 .00	TEXAS TECH UNIV REV TAX REF 1.186, 02/15/2026	486,375.00 N/A	
<b>Total USD Par</b>			<b>3,471,000.00</b>	<b>Total USD Cost</b>	<b>3,475,615.20</b>	
<b>Total USD Original Face</b>			<b>3,471,000.00</b>			



TIB  
P.O. BOX 560528  
DALLAS, TX 75356-0528

As of 09/30/2023  
Sales Representative: Michael W Boydston



## Verification Statement

---

Account No: 599762

CITIZENS STATE BANK  
H/F CITY OF NAVASOTA  
P.O. BOX 518  
SOMERVILLE, TX 77879

\* The information included on this statement is based upon settlement date rather than entered date.

Security Receipt	Trade Date Settlement Date	Cost Basis	Par/Shares Original Face	Description Rate, Maturity	Principal Cost Market Value	Date Priced
02007GNN9 163016419	02/02/2022 02/10/2022	100.000000	248,000.00 .00	ALLY BANK CD 1.20, 02/10/2025	248,000.00 N/A	
02589ABL5 163017585	02/23/2022 03/02/2022	100.000000	248,000.00 .00	AMERICAN EXPR NATL BK CD 1.60, 03/04/2024	248,000.00 N/A	
05580AE26 245055098	09/21/2021 09/24/2021	100.000000	245,000.00 .00	BMW BANK NA CD .65, 09/24/2024	245,000.00 N/A	
05600XCP3 245045568	03/30/2021 04/13/2021	100.000000	245,000.00 .00	BMO HARRIS BANK NA CD 1.00, 04/13/2026	245,000.00 N/A	
066519QT9 245045565	03/30/2021 04/01/2021	100.000000	245,000.00 .00	BANKUNITED NA CD .95, 03/31/2026	245,000.00 N/A	
07371AXP3 163016417	02/03/2022 02/16/2022	100.000000	248,000.00 .00	BEAL BK PLANO TX 1.50, 02/10/2027	248,000.00 N/A	
229831JL7 163017374	02/04/2022 03/02/2022	112.452000	260,000.00 .00	CUERO TX ISD REF GP BDQ 5.00, 08/15/2025	292,375.20 N/A	
254673B70 257004989	04/22/2022 04/27/2022	100.000000	246,000.00 .00	DISCOVER BK CD 2.80, 04/28/2025	246,000.00 N/A	
38149MA94 245055099	09/21/2021 09/29/2021	100.000000	245,000.00 .00	GOLDMAN SACHS BANK CD 1.05, 09/29/2026	245,000.00 N/A	
48128UZC6 245043134	02/09/2021 02/17/2021	100.000000	245,000.00 .00	JPMORGAN CHASE BK NA CD .50, 02/17/2026	245,000.00 N/A	
61768U4A2 257004990	04/11/2022 04/29/2022	100.000000	246,000.00 .00	MORGAN STANLEY PRIVATE BK CD 3.00, 04/29/2027	246,000.00 N/A	
752754PG0 163019398	04/05/2022 04/07/2022	94.346000	250,000.00 .00	RANDOLPH TWP NJ SD GO 1.10, 08/01/2025	235,865.00 N/A	
882806HH8 163017375	02/17/2022 02/22/2022	97.275000	500,000.00 .00	TEXAS TECH UNIV REV TAX REF 1.186, 02/15/2026	486,375.00 N/A	
<b>Total USD Par</b>			<b>3,471,000.00</b>	<b>Total USD Cost</b>	<b>3,475,615.20</b>	
<b>Total USD Original Face</b>			<b>3,471,000.00</b>			





Date 7/31/23  
Primary Account

Page 1  
20035725

CITY OF NAVASOTA  
CITY MONEY MARKET  
PO BOX 910  
NAVASOTA TX 77868-0910

Tired of receiving so much mail or getting a paper statement fee each month?  
SIGN UP FOR OUR E-STATEMENTS TODAY! You will receive an email when your  
statement is ready, and it looks just like the one you get in the mail today.  
Plus, when on e-statements you will not receive a paper statement fee.  
SIGN UP IN YOUR ONLINE BANKING OR CALL US TODAY!

CITY OF NAVASOTA FUNDS		Number of Enclosures	2
Account Number	20035725	Statement Dates	7/03/23 thru 7/31/23
Previous Balance	5,101,587.81	Days in the statement period	29
2 Deposits/Credits	808.50	Average Ledger	5,101,994.81
Checks/Debits	.00		
Service Charge	.00	Interest Earned	810.72
Interest Paid	866.63	Annual Percentage Yield Earned	0.20%
Ending Balance	5,103,262.94	2023 Interest Paid	5,912.58

#### ACTIVITY IN DATE ORDER


Date	Description	Amount
7/13	DDA REGULAR DEPOSIT	610.82
7/31	DDA REGULAR DEPOSIT	197.68
7/31	Interest Deposit	866.63

#### DAILY BALANCE INFORMATION

Date	Balance	Date	Balance	Date	Balance
7/03	5,101,587.81	7/13	5,102,198.63	7/31	5,103,262.94

#### INTEREST RATE SUMMARY

Date	Interest Rate
7/02	0.200000%

 **CHECKING DEPOSIT**

☒ CASH  
BMO Harris Bank CD 610 82

DATE 07/13/23

NAME City of Navasota Money Market

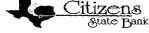
CITY

ACCOUNT NUMBER 20035725

NET DEPOSIT \$ 610.82

1111112995

DDA REGULAR DEPOSIT Date: 07/13 Amount: \$610.82

 **CHECKING DEPOSIT**

☒ CASH  
BankUnited CD 197 68

DATE 07/31/23

NAME City of Navasota Money Market

CITY

ACCOUNT NUMBER 20035725

NET DEPOSIT \$ 197.68

1111112995

DDA REGULAR DEPOSIT Date: 07/31 Amount: \$197.68







Date 8/31/23  
Primary Account

Page 1  
20035725

CITY OF NAVASOTA  
CITY MONEY MARKET  
PO BOX 910  
NAVASOTA TX 77868-0910

Tired of receiving so much mail or getting a paper statement fee each month?  
SIGN UP FOR OUR E-STATEMENTS TODAY! You will receive an email when your  
statement is ready, and it looks just like the one you get in the mail today.  
Plus, when on e-statements you will not receive a paper statement fee.  
SIGN UP IN YOUR ONLINE BANKING OR CALL US TODAY!

CITY OF NAVASOTA FUNDS		Number of Enclosures	6
Account Number	20035725	Statement Dates	8/01/23 thru 8/31/23
Previous Balance	5,103,262.94	Days in the statement period	31
6 Deposits/Credits	14,965.63	Average Ledger	5,112,128.16
Checks/Debits	.00		
Service Charge	.00	Interest Earned	868.37
Interest Paid	868.37	Annual Percentage Yield Earned	0.20%
Ending Balance	5,119,096.94	2023 Interest Paid	6,780.95

#### ACTIVITY IN DATE ORDER

Date	Description	Amount
8/01	DDA REGULAR DEPOSIT	1,375.00
8/10	DDA REGULAR DEPOSIT	1,475.77
8/15	DDA REGULAR DEPOSIT	9,465.00
8/16	DDA REGULAR DEPOSIT	1,844.71
8/17	DDA REGULAR DEPOSIT	607.47
8/31	DDA REGULAR DEPOSIT	197.68
8/31	Interest Deposit	868.37

#### DAILY BALANCE INFORMATION

Date	Balance	Date	Balance	Date	Balance
8/01	5,104,637.94	8/15	5,115,578.71	8/17	5,118,030.89
8/10	5,106,113.71	8/16	5,117,423.42	8/31	5,119,096.94

#### INTEREST RATE SUMMARY

Date	Interest Rate
7/31	0.200000%

**Citizens State Bank** CHECKING DEPOSIT 9123

☒ CASH INCLUDING COM

SIGN HERE FOR RECEIPT OF CASH

DATE 08/01/23

NAME City of Navasota Money Market

CITY

ACCOUNT NUMBER 20035725

LESS CASH RECEIVED

NET DEPOSIT \$ 1375.00

1113112995

DDA REGULAR DEPOSIT Date: 08/01 Amount: \$1,375.00

**Citizens State Bank** CHECKING DEPOSIT

☒ CASH INCLUDING COM

SIGN HERE FOR RECEIPT OF CASH

DATE 08/15/23

NAME City of Navasota Money Market

CITY

ACCOUNT NUMBER 20035725

LESS CASH RECEIVED

NET DEPOSIT \$ 9465.00

1113112995

DDA REGULAR DEPOSIT Date: 08/15 Amount: \$9,465.00

**Citizens State Bank** CHECKING DEPOSIT

☒ CASH INCLUDING COM

SIGN HERE FOR RECEIPT OF CASH

DATE 08/17/23

NAME City of Navasota Money Market

CITY

ACCOUNT NUMBER 20035725

LESS CASH RECEIVED

NET DEPOSIT \$ 607.47

1113112995

DDA REGULAR DEPOSIT Date: 08/17 Amount: \$607.47

**Citizens State Bank** CHECKING DEPOSIT 9123

☒ CASH INCLUDING COM

SIGN HERE FOR RECEIPT OF CASH

DATE 08/10/23

NAME City of Navasota Money Market

CITY

ACCOUNT NUMBER 20035725

LESS CASH RECEIVED

NET DEPOSIT \$ 1475.77

1113112995

DDA REGULAR DEPOSIT Date: 08/10 Amount: \$1,475.77

**Citizens State Bank** CHECKING DEPOSIT

☒ CASH INCLUDING COM

SIGN HERE FOR RECEIPT OF CASH

DATE 08/16/23

NAME City of Navasota Money Market

CITY

ACCOUNT NUMBER 20035725

LESS CASH RECEIVED

NET DEPOSIT \$ 1844.71

1113112995

DDA REGULAR DEPOSIT Date: 08/16 Amount: \$1,844.71

**Citizens State Bank** CHECKING DEPOSIT

☒ CASH INCLUDING COM

SIGN HERE FOR RECEIPT OF CASH

DATE 08/31/23

NAME City of Navasota Money Market

CITY

ACCOUNT NUMBER 20035725

LESS CASH RECEIVED

NET DEPOSIT \$ 197.68

1113112995

DDA REGULAR DEPOSIT Date: 08/31 Amount: \$197.68





Date 9/29/23  
Primary Account

Page 1  
20035725

CITY OF NAVASOTA  
CITY MONEY MARKET  
PO BOX 910  
NAVASOTA TX 77868-0910

PRIVACY NOTICE-Federal law requires us to tell you how we collect, share and protect your personal information. Our privacy policy has not changed and you may review our policy and practices with respect to your personal information at [www.csbttx.bank](http://www.csbttx.bank) or we will mail you a free copy upon request if you call us at 979-596-1421.

CITY OF NAVASOTA FUNDS		Number of Enclosures	3
Account Number	20035725	Statement Dates	9/01/23 thru 10/01/23
Previous Balance	5,119,096.94	Days in the statement period	31
3 Deposits/Credits	4,099.92	Average Ledger	5,121,145.91
Checks/Debits	.00		
Service Charge	.00	Interest Earned	869.89
Interest Paid	841.82	Annual Percentage Yield Earned	0.20%
Ending Balance	5,124,038.68	2023 Interest Paid	7,622.77

#### ACTIVITY IN DATE ORDER

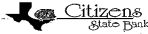
Date	Description	Amount
9/05	DDA REGULAR DEPOSIT	2,000.31
9/25	DDA REGULAR DEPOSIT	802.79
9/29	DDA REGULAR DEPOSIT	1,296.82
9/30	Interest Deposit	841.82

#### DAILY BALANCE INFORMATION

Date	Balance	Date	Balance	Date	Balance
9/01	5,119,096.94	9/25	5,121,900.04	9/30	5,124,038.68
9/05	5,121,097.25	9/29	5,123,196.86		

#### INTEREST RATE SUMMARY

Date	Interest Rate
8/31	0.200000%

 **CHECKING DEPOSIT**

SIGN HERE FOR RECEIPT OF CASH ☒ CASH  
DEPOSITED ONLY

DATE 09/05/23

NAME City of Navasota Money Market  
DEPOSITS MAY NOT BE AVAILABLE FOR IMMEDIATE WITHDRAWAL


CITY

ACCOUNT NUMBER 20635725

NET DEPOSIT \$ 2000.31

1113112995

DDA REGULAR DEPOSIT Date: 09/05 Amount: \$2,000.31

 **CHECKING DEPOSIT**

SIGN HERE FOR RECEIPT OF CASH ☒ CASH  
DEPOSITED ONLY

DATE 09/29/23

NAME City of Navasota Money Market  
DEPOSITS MAY NOT BE AVAILABLE FOR IMMEDIATE WITHDRAWAL


CITY

ACCOUNT NUMBER 20035725

NET DEPOSIT \$ 1296.82

1113112995

DDA REGULAR DEPOSIT Date: 09/29 Amount: \$1,296.82

 **CHECKING DEPOSIT**

SIGN HERE FOR RECEIPT OF CASH ☒ CASH  
DEPOSITED ONLY

DATE 09/25/23

NAME City of Navasota Money Market  
DEPOSITS MAY NOT BE AVAILABLE FOR IMMEDIATE WITHDRAWAL

CITY

ACCOUNT NUMBER 20035725

NET DEPOSIT \$ 802.79

1113112995

DDA REGULAR DEPOSIT Date: 09/25 Amount: \$802.79





CITY OF NAVASOTA  
ATTN MARIBEL FRANK  
PO BOX 910  
NAVASOTA TX 77868-0910

## MONTHLY STATEMENT OF ACCOUNT

**ACCOUNT:** 0930102200

**ACCOUNT NAME:** AP FUND

**STATEMENT PERIOD:** 07/01/2023 - 07/31/2023

TEXSTAR MONTHLY SUMMARY: THE AVERAGE MONTHLY RATE WAS 5.1148%. THE AVERAGE WEIGHTED AVERAGE MATURITY WAS 22 DAYS AND THE NET ASSET VALUE FOR 7/31/23 WAS 0.999741.

### MONTHLY ACTIVITY DETAIL

TRANSACTION DATE	DESCRIPTION	CONFIRMATION NUMBER	TRANSACTION AMOUNT	BALANCE
	BEGINNING BALANCE			136,994.56
07/31/2023	MONTHLY POSTING	9999888	594.95	137,589.51
	ENDING BALANCE			137,589.51

### MONTHLY ACCOUNT SUMMARY

BEGINNING BALANCE	136,994.56
TOTAL DEPOSITS	0.00
TOTAL WITHDRAWALS	0.00
TOTAL INTEREST	594.95
ENDING BALANCE	137,589.51
AVERAGE BALANCE	136,994.56

### ACTIVITY SUMMARY (YEAR-TO-DATE)

ACCOUNT NAME	DEPOSITS	WITHDRAWALS	INTEREST
AP FUND	0.00	0.00	3,756.71



CITY OF NAVASOTA  
ATTN MARIBEL FRANK  
PO BOX 910  
NAVASOTA TX 77868-0910

## MONTHLY STATEMENT OF ACCOUNT

**ACCOUNT:** 0930102200

**ACCOUNT NAME:** AP FUND

**STATEMENT PERIOD:** 08/01/2023 - 08/31/2023

TEXSTAR MONTHLY SUMMARY: THE AVERAGE MONTHLY RATE WAS 5.2974%. THE AVERAGE WEIGHTED AVERAGE MATURITY WAS 26 DAYS AND THE NET ASSET VALUE FOR 8/31/23 WAS 0.999773.

### MONTHLY ACTIVITY DETAIL

TRANSACTION DATE	DESCRIPTION	CONFIRMATION NUMBER	TRANSACTION AMOUNT	BALANCE
	BEGINNING BALANCE			137,589.51
08/31/2023	MONTHLY POSTING	9999888	619.04	138,208.55
	ENDING BALANCE			138,208.55

### MONTHLY ACCOUNT SUMMARY

BEGINNING BALANCE	137,589.51
TOTAL DEPOSITS	0.00
TOTAL WITHDRAWALS	0.00
TOTAL INTEREST	619.04
ENDING BALANCE	138,208.55
AVERAGE BALANCE	137,589.51

### ACTIVITY SUMMARY (YEAR-TO-DATE)

ACCOUNT NAME	DEPOSITS	WITHDRAWALS	INTEREST
AP FUND	0.00	0.00	4,375.75





CITY OF NAVASOTA  
ATTN MARIBEL FRANK  
PO BOX 910  
NAVASOTA TX 77868-0910

## MONTHLY STATEMENT OF ACCOUNT

**ACCOUNT:** 0930102200

**ACCOUNT NAME:** AP FUND

**STATEMENT PERIOD:** 09/01/2023 - 09/30/2023

TEXSTAR MONTHLY SUMMARY: THE AVERAGE MONTHLY RATE WAS 5.3105%. THE AVERAGE WEIGHTED AVERAGE MATURITY WAS 29 DAYS AND THE NET ASSET VALUE FOR 9/30/23 WAS 0.999816.

### MONTHLY ACTIVITY DETAIL


TRANSACTION DATE	DESCRIPTION	CONFIRMATION NUMBER	TRANSACTION AMOUNT	BALANCE
	BEGINNING BALANCE			138,208.55
09/29/2023	MONTHLY POSTING	9999888	603.24	138,811.79
	ENDING BALANCE			138,811.79

### MONTHLY ACCOUNT SUMMARY

BEGINNING BALANCE	138,208.55
TOTAL DEPOSITS	0.00
TOTAL WITHDRAWALS	0.00
TOTAL INTEREST	603.24
ENDING BALANCE	138,811.79
AVERAGE BALANCE	138,208.55

### ACTIVITY SUMMARY (YEAR-TO-DATE)

ACCOUNT NAME	DEPOSITS	WITHDRAWALS	INTEREST
AP FUND	0.00	0.00	4,978.99



# Summary Statement

July 31, 2023

Page 1 of 5

Investor ID: TX-01-0484

0000356-0006354 PDFT 555485


City of Navasota  
PO Box 910 200 E McAlpine  
Navasota, TX 77868

## Texas CLASS

### Texas CLASS

Average Monthly Yield: 5.3245%

		Beginning Balance	Contributions	Withdrawals	Income Earned	Income Earned YTD	Average Daily Balance	Month End Balance
TX-01-0484-0001	NAVASOTA 01	443,877.63	0.00	0.00	2,011.53	12,773.71	444,936.95	445,889.16
TX-01-0484-0002	ARPA	1,034,309.56	0.00	0.00	4,687.18	29,764.88	1,036,777.95	1,038,996.74
TX-01-0484-0006	Capital Fund 2022	6,942,444.76	0.00	0.00	31,461.23	199,786.22	6,959,013.02	6,973,905.99
TOTAL		8,420,631.95	0.00	0.00	38,159.94	242,324.81	8,440,727.92	8,458,791.89



# Account Statement

July 31, 2023

Page 2 of 5

Account Number: TX-01-0484-0001

NAVASOTA 01


## Account Summary

Average Monthly Yield: 5.3245%

	Beginning Balance	Contributions	Withdrawals	Income Earned	Income Earned YTD	Average Daily Balance	Month End Balance
Texas CLASS	443,877.63	0.00	0.00	2,011.53	12,773.71	444,936.95	445,889.16

## Transaction Activity

Transaction Date	Transaction Description	Contributions	Withdrawals	Balance	Transaction Number
07/01/2023	Beginning Balance			443,877.63	
07/31/2023	Income Dividend Reinvestment	2,011.53			
07/31/2023	Ending Balance			445,889.16	



# Account Statement

July 31, 2023

Page 3 of 5

Account Number: TX-01-0484-0002

## ARPA


## Account Summary

Average Monthly Yield: 5.3245%

	Beginning Balance	Contributions	Withdrawals	Income Earned	Income Earned YTD	Average Daily Balance	Month End Balance
Texas CLASS	1,034,309.56	0.00	0.00	4,687.18	29,764.88	1,036,777.95	1,038,996.74

## Transaction Activity

Transaction Date	Transaction Description	Contributions	Withdrawals	Balance	Transaction Number
07/01/2023	Beginning Balance			1,034,309.56	
07/31/2023	Income Dividend Reinvestment	4,687.18			
07/31/2023	Ending Balance			1,038,996.74	



Capital Fund 2022

Account Summary

Average Monthly Yield: 5.3245%

	Beginning Balance	Contributions	Withdrawals	Income Earned	Income Earned YTD	Average Daily Balance	Month End Balance
Texas CLASS	6,942,444.76	0.00	0.00	31,461.23	199,786.22	6,959,013.02	6,973,905.99

Transaction Activity

Transaction Date	Transaction Description	Contributions	Withdrawals	Balance	Transaction Number
07/01/2023	Beginning Balance			6,942,444.76	
07/31/2023	Income Dividend Reinvestment	31,461.23			
07/31/2023	Ending Balance			6,973,905.99	




## Texas CLASS

## Texas CLASS

Date	Dividend Rate	Daily Yield
07/01/2023	0.000000000	5.3015%
07/02/2023	0.000000000	5.3015%
07/03/2023	0.000290686	5.3050%
07/04/2023	0.000000000	5.3050%
07/05/2023	0.000145290	5.3031%
07/06/2023	0.000145046	5.2942%
07/07/2023	0.000435180	5.2941%
07/08/2023	0.000000000	5.2947%
07/09/2023	0.000000000	5.2947%
07/10/2023	0.000145116	5.2967%
07/11/2023	0.000145266	5.3022%
07/12/2023	0.000145373	5.3061%
07/13/2023	0.000145439	5.3085%
07/14/2023	0.000436401	5.3095%
07/15/2023	0.000000000	5.3096%
07/16/2023	0.000000000	5.3096%
07/17/2023	0.000145373	5.3066%
07/18/2023	0.000145474	5.3098%
07/19/2023	0.000145527	5.3118%
07/20/2023	0.000145563	5.3131%
07/21/2023	0.000437193	5.3192%
07/22/2023	0.000000000	5.3192%
07/23/2023	0.000000000	5.3192%
07/24/2023	0.000145672	5.3171%
07/25/2023	0.000145709	5.3184%
07/26/2023	0.000145792	5.3214%
07/27/2023	0.000146848	5.3600%
07/28/2023	0.000445701	5.4227%
07/29/2023	0.000000000	5.4227%
07/30/2023	0.000000000	5.4227%
07/31/2023	0.000149014	5.4391%

Performance results are shown net of all fees and expenses and reflect the reinvestment of dividends and other earnings. Many factors affect performance including changes in market conditions and interest rates and in response to other economic, political, or financial developments. Investment involves risk including the possible loss of principal. No assurance can be given that the performance objectives of a given strategy will be achieved. **Past performance is no guarantee of future results. Any financial and/or investment decision may incur losses.**



# Summary Statement

August 31, 2023

Page 1 of 5

Investor ID: TX-01-0484

0000357-0006450 PDF 565393


City of Navasota  
PO Box 910 200 E McAlpine  
Navasota, TX 77868

## Texas CLASS

### Texas CLASS

Average Monthly Yield: 5.4752%

		Beginning Balance	Contributions	Withdrawals	Income Earned	Income Earned YTD	Average Daily Balance	Month End Balance
TX-01-0484-0001	NAVASOTA 01	445,889.16	0.00	0.00	2,078.02	14,851.73	446,985.79	447,967.18
TX-01-0484-0002	ARPA	1,038,996.74	0.00	0.00	4,842.15	34,607.03	1,041,552.07	1,043,838.89
TX-01-0484-0006	Capital Fund 2022	6,973,905.99	0.00	0.00	32,501.29	232,287.51	6,991,057.72	7,006,407.28
TOTAL		8,458,791.89	0.00	0.00	39,421.46	281,746.27	8,479,595.58	8,498,213.35



# Account Statement

August 31, 2023

Page 2 of 5

Account Number: TX-01-0484-0001

NAVASOTA 01

## Account Summary


Average Monthly Yield: 5.4752%

	Beginning Balance	Contributions	Withdrawals	Income Earned	Income Earned YTD	Average Daily Balance	Month End Balance
Texas CLASS	445,889.16	0.00	0.00	2,078.02	14,851.73	446,985.79	447,967.18

## Transaction Activity

Transaction Date	Transaction Description	Contributions	Withdrawals	Balance	Transaction Number
08/01/2023	Beginning Balance			445,889.16	
08/31/2023	Income Dividend Reinvestment	2,078.02			
08/31/2023	Ending Balance			447,967.18	





# Account Statement

August 31, 2023

Page 3 of 5

Account Number: TX-01-0484-0002

## ARPA


## Account Summary

Average Monthly Yield: 5.4752%

	Beginning Balance	Contributions	Withdrawals	Income Earned	Income Earned YTD	Average Daily Balance	Month End Balance
Texas CLASS	1,038,996.74	0.00	0.00	4,842.15	34,607.03	1,041,552.07	1,043,838.89

## Transaction Activity

Transaction Date	Transaction Description	Contributions	Withdrawals	Balance	Transaction Number
08/01/2023	Beginning Balance			1,038,996.74	
08/31/2023	Income Dividend Reinvestment	4,842.15			
08/31/2023	Ending Balance			1,043,838.89	



Capital Fund 2022


Account Summary

Average Monthly Yield: 5.4752%

	Beginning Balance	Contributions	Withdrawals	Income Earned	Income Earned YTD	Average Daily Balance	Month End Balance
Texas CLASS	6,973,905.99	0.00	0.00	32,501.29	232,287.51	6,991,057.72	7,006,407.28

Transaction Activity

Transaction Date	Transaction Description	Contributions	Withdrawals	Balance	Transaction Number
08/01/2023	Beginning Balance			6,973,905.99	
08/31/2023	Income Dividend Reinvestment	32,501.29			
08/31/2023	Ending Balance			7,006,407.28	




## Texas CLASS

## Texas CLASS

Date	Dividend Rate	Daily Yield
08/01/2023	0.000149273	5.4485%
08/02/2023	0.000149387	5.4526%
08/03/2023	0.000149520	5.4574%
08/04/2023	0.000449100	5.4640%
08/05/2023	0.000000000	5.4640%
08/06/2023	0.000000000	5.4640%
08/07/2023	0.000149825	5.4686%
08/08/2023	0.000149734	5.4653%
08/09/2023	0.000149847	5.4693%
08/10/2023	0.000149846	5.4694%
08/11/2023	0.000449496	5.4689%
08/12/2023	0.000000000	5.4689%
08/13/2023	0.000000000	5.4689%
08/14/2023	0.000150225	5.4832%
08/15/2023	0.000150178	5.4815%
08/16/2023	0.000150324	5.4868%
08/17/2023	0.000150366	5.4884%
08/18/2023	0.000450405	5.4799%
08/19/2023	0.000000000	5.4799%
08/20/2023	0.000000000	5.4799%
08/21/2023	0.000150334	5.4872%
08/22/2023	0.000150261	5.4847%
08/23/2023	0.000150273	5.4850%
08/24/2023	0.000150265	5.4847%
08/25/2023	0.000450411	5.4800%
08/26/2023	0.000000000	5.4800%
08/27/2023	0.000000000	5.4800%
08/28/2023	0.000149978	5.4742%
08/29/2023	0.000150265	5.4847%
08/30/2023	0.000150416	5.4902%
08/31/2023	0.000150478	5.4924%

Performance results are shown net of all fees and expenses and reflect the reinvestment of dividends and other earnings. Many factors affect performance including changes in market conditions and interest rates and in response to other economic, political, or financial developments. Investment involves risk including the possible loss of principal. No assurance can be given that the performance objectives of a given strategy will be achieved. **Past performance is no guarantee of future results. Any financial and/or investment decision may incur losses.**



# Summary Statement

September 30, 2023

Page 1 of 5

Investor ID: TX-01-0484

0000357-0006472 PDF 574827


City of Navasota  
PO Box 910 200 E McAlpine  
Navasota, TX 77868

## Texas CLASS

### Texas CLASS

Average Monthly Yield: 5.5213%

		Beginning Balance	Contributions	Withdrawals	Income Earned	Income Earned YTD	Average Daily Balance	Month End Balance
TX-01-0484-0001	NAVASOTA 01	447,967.18	0.00	0.00	2,037.20	16,888.93	449,053.49	450,004.38
TX-01-0484-0002	ARPA	1,043,838.89	0.00	0.00	4,747.00	39,354.03	1,046,370.18	1,048,585.89
TX-01-0484-0006	Capital Fund 2022	7,006,407.28	0.00	0.00	31,862.69	264,150.20	7,023,397.73	7,038,269.97
TOTAL		8,498,213.35	0.00	0.00	38,646.89	320,393.16	8,518,821.40	8,536,860.24



# Account Statement

September 30, 2023

Page 2 of 5

Account Number: TX-01-0484-0001

NAVASOTA 01


## Account Summary

Average Monthly Yield: 5.5213%

	Beginning Balance	Contributions	Withdrawals	Income Earned	Income Earned YTD	Average Daily Balance	Month End Balance
Texas CLASS	447,967.18	0.00	0.00	2,037.20	16,888.93	449,053.49	450,004.38

## Transaction Activity

Transaction Date	Transaction Description	Contributions	Withdrawals	Balance	Transaction Number
09/01/2023	Beginning Balance			447,967.18	
09/30/2023	Income Dividend Reinvestment	2,037.20			
09/30/2023	Ending Balance			450,004.38	



# Account Statement

September 30, 2023

Page 3 of 5

Account Number: TX-01-0484-0002

## ARPA


## Account Summary

Average Monthly Yield: 5.5213%

	Beginning Balance	Contributions	Withdrawals	Income Earned	Income Earned YTD	Average Daily Balance	Month End Balance
Texas CLASS	1,043,838.89	0.00	0.00	4,747.00	39,354.03	1,046,370.18	1,048,585.89

## Transaction Activity

Transaction Date	Transaction Description	Contributions	Withdrawals	Balance	Transaction Number
09/01/2023	Beginning Balance			1,043,838.89	
09/30/2023	Income Dividend Reinvestment	4,747.00			
09/30/2023	Ending Balance			1,048,585.89	



# Account Statement

September 30, 2023

Page 4 of 5

Account Number: TX-01-0484-0006

## Capital Fund 2022


## Account Summary

Average Monthly Yield: 5.5213%

	Beginning Balance	Contributions	Withdrawals	Income Earned	Income Earned YTD	Average Daily Balance	Month End Balance
Texas CLASS	7,006,407.28	0.00	0.00	31,862.69	264,150.20	7,023,397.73	7,038,269.97

## Transaction Activity

Transaction Date	Transaction Description	Contributions	Withdrawals	Balance	Transaction Number
09/01/2023	Beginning Balance			7,006,407.28	
09/30/2023	Income Dividend Reinvestment	31,862.69			
09/30/2023	Ending Balance			7,038,269.97	



## Texas CLASS

## Texas CLASS

Date	Dividend Rate	Daily Yield
09/01/2023	0.000602748	5.5001%
09/02/2023	0.000000000	5.5001%
09/03/2023	0.000000000	5.5001%
09/04/2023	0.000000000	5.5001%
09/05/2023	0.000150746	5.5022%
09/06/2023	0.000150840	5.5057%
09/07/2023	0.000150725	5.5015%
09/08/2023	0.000452541	5.5059%
09/09/2023	0.000000000	5.5059%
09/10/2023	0.000000000	5.5059%
09/11/2023	0.000150861	5.5065%
09/12/2023	0.000151027	5.5126%
09/13/2023	0.000151037	5.5129%
09/14/2023	0.000151322	5.5232%
09/15/2023	0.000453990	5.5235%
09/16/2023	0.000000000	5.5235%
09/17/2023	0.000000000	5.5235%
09/18/2023	0.000151648	5.5352%
09/19/2023	0.000151674	5.5361%
09/20/2023	0.000151559	5.5319%
09/21/2023	0.000151628	5.5345%
09/22/2023	0.000455025	5.5361%
09/23/2023	0.000000000	5.5361%
09/24/2023	0.000000000	5.5361%
09/25/2023	0.000151761	5.5392%
09/26/2023	0.000151868	5.5432%
09/27/2023	0.000151881	5.5437%
09/28/2023	0.000151841	5.5422%
09/29/2023	0.000303330	5.5358%
09/30/2023	0.000000000	5.5358%

Performance results are shown net of all fees and expenses and reflect the reinvestment of dividends and other earnings. Many factors affect performance including changes in market conditions and interest rates and in response to other economic, political, or financial developments. Investment involves risk including the possible loss of principal. No assurance can be given that the performance objectives of a given strategy will be achieved. **Past performance is no guarantee of future results. Any financial and/or investment decision may incur losses.**





# Participant Statement

CITY OF NAVASOTA  
AP FUND II  
ATTN MARIBEL FRANK  
PO BOX 910  
NAVASOTA TX 77868-0910

**Statement Period** 07/01/2023 - 07/31/2023

Page 1 of 2

**Customer Service** 1-866-TEX-POOL  
**Location ID** 000079076  
**Investor ID** 000016023

## TexPool Update

Keep up to date with the latest market talk from our portfolio managers and strategists by visiting the Insights page of TexPool.com.

## TexPool Summary

Pool Name	Beginning Balance	Total Deposits	Total Withdrawals	Total Interest	Current Balance	Average Balance
Texas Local Government Investment Pool	\$137,319.73	\$0.00	\$0.00	\$597.56	\$137,917.29	\$137,339.01
<b>Total Dollar Value</b>	<b>\$137,319.73</b>	<b>\$0.00</b>	<b>\$0.00</b>	<b>\$597.56</b>	<b>\$137,917.29</b>	

## Portfolio Value

Pool Name	Pool/Account	Market Value (07/01/2023)	Share Price (07/31/2023)	Shares Owned (07/31/2023)	Market Value (07/31/2023)
Texas Local Government Investment Pool	449/7907600001	\$137,319.73	\$1.00	137,917.290	\$137,917.29
<b>Total Dollar Value</b>		<b>\$137,319.73</b>			<b>\$137,917.29</b>

## Interest Summary

Pool Name	Pool/Account	Month-to-Date Interest	Year-to-Date Interest
Texas Local Government Investment Pool	449/7907600001	\$597.56	\$3,756.64
<b>Total</b>		<b>\$597.56</b>	<b>\$3,756.64</b>



Statement Period 07/01/2023 - 07/31/2023

Page 2 of 2

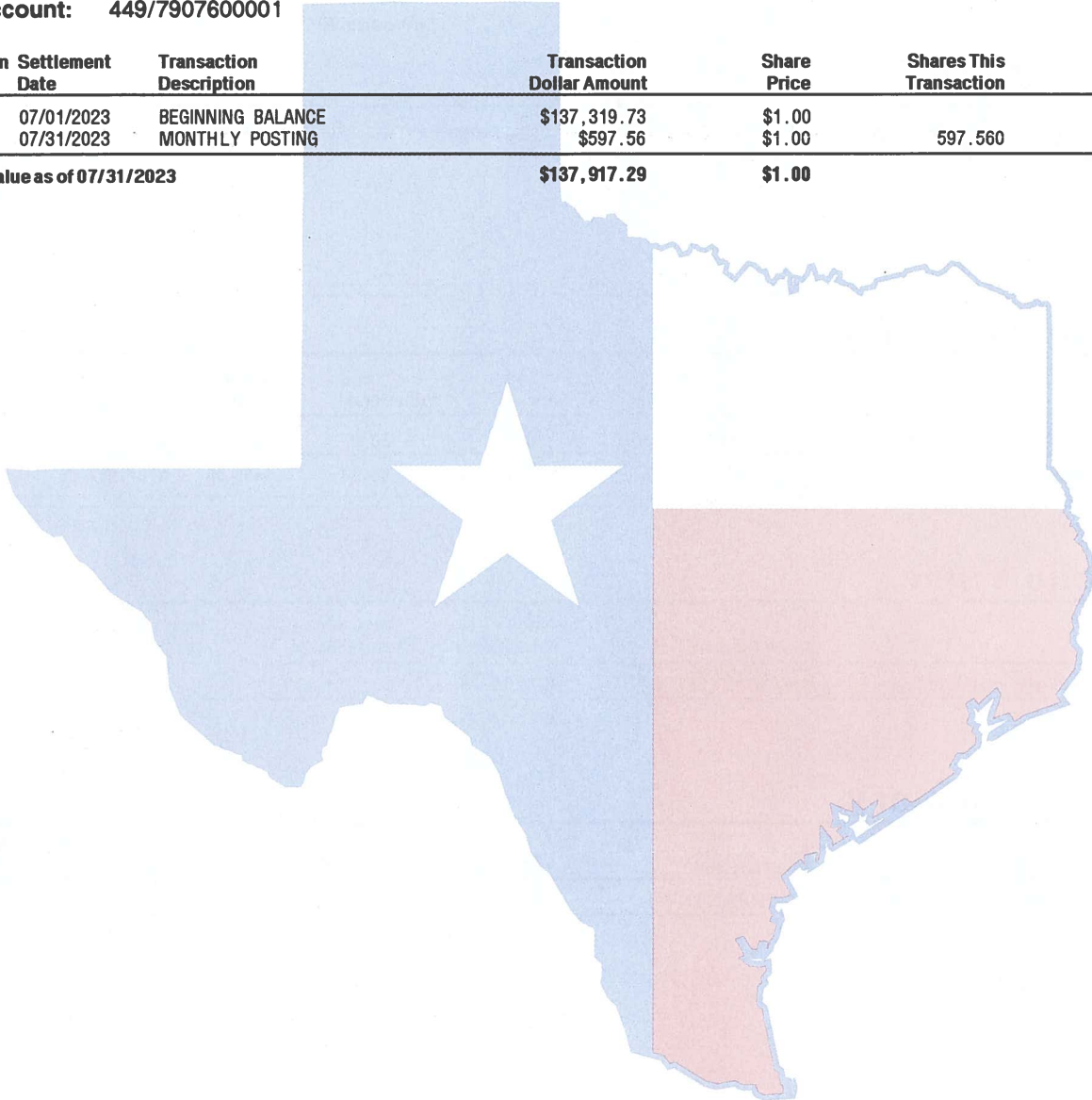
## Transaction Detail

### Texas Local Government Investment Pool

Participant: CITY OF NAVASOTA

Pool/Account: 449/7907600001

Transaction Date	Settlement Date	Transaction Description	Transaction Dollar Amount	Share Price	Shares This Transaction	Shares Owned
07/01/2023	07/01/2023	BEGINNING BALANCE	\$137,319.73	\$1.00		137,319.730
07/31/2023	07/31/2023	MONTHLY POSTING	\$597.56	\$1.00	597.560	137,917.290
Account Value as of 07/31/2023			\$137,917.29	\$1.00		137,917.290





# Participant Statement

CITY OF NAVASOTA  
AP FUND II  
ATTN MARIBEL FRANK  
PO BOX 910  
NAVASOTA TX 77868-0910

Statement Period 08/01/2023 - 08/31/2023

Page 1 of 2

Customer Service 1-866-TEX-POOL

Location ID 000079076

Investor ID 000016023

## TexPool Update

Keep up to date with the latest market talk from our portfolio managers and strategists by visiting the Insights page of TexPool.com.

## TexPool Summary

Pool Name	Beginning Balance	Total Deposits	Total Withdrawals	Total Interest	Current Balance	Average Balance
Texas Local Government Investment Pool	\$137,917.29	\$0.00	\$0.00	\$621.37	\$138,538.66	\$137,937.33
<b>Total Dollar Value</b>	<b>\$137,917.29</b>	<b>\$0.00</b>	<b>\$0.00</b>	<b>\$621.37</b>	<b>\$138,538.66</b>	

## Portfolio Value

Pool Name	Pool/Account	Market Value (08/01/2023)	Share Price (08/31/2023)	Shares Owned (08/31/2023)	Market Value (08/31/2023)
Texas Local Government Investment Pool	449/7907600001	\$137,917.29	\$1.00	138,538.660	\$138,538.66
<b>Total Dollar Value</b>		<b>\$137,917.29</b>			<b>\$138,538.66</b>

## Interest Summary

Pool Name	Pool/Account	Month-to-Date Interest	Year-to-Date Interest
Texas Local Government Investment Pool	449/7907600001	\$621.37	\$4,378.01
<b>Total</b>		<b>\$621.37</b>	<b>\$4,378.01</b>



TexPool Participant Services  
1001 Texas Avenue, Suite 1150  
Houston, TX 77002



## Participant Statement

CITY OF NAVASOTA  
AP FUND II  
ATTN MARIBEL FRANK  
PO BOX 910  
NAVASOTA TX 77868-0910

Statement Period 09/01/2023 - 09/30/2023

Page 1 of 2

Customer Service 1-866-TEX-POOL  
Location ID 000079076  
Investor ID 000016023

### TexPool Update

Keep up to date with the latest market talk from our portfolio managers and strategists by visiting the Insights page of TexPool.com.

### TexPool Summary

Pool Name	Beginning Balance	Total Deposits	Total Withdrawals	Total Interest	Current Balance	Average Balance
Texas Local Government Investment Pool	\$138,538.66	\$0.00	\$0.00	\$605.97	\$139,144.63	\$138,579.06
<b>Total Dollar Value</b>	<b>\$138,538.66</b>	<b>\$0.00</b>	<b>\$0.00</b>	<b>\$605.97</b>	<b>\$139,144.63</b>	

### Portfolio Value

Pool Name	Pool/Account	Market Value (09/01/2023)	Share Price (09/30/2023)	Shares Owned (09/30/2023)	Market Value (09/30/2023)
Texas Local Government Investment Pool	449/7907600001	\$138,538.66	\$1.00	139,144.630	\$139,144.63
<b>Total Dollar Value</b>		<b>\$138,538.66</b>			<b>\$139,144.63</b>

### Interest Summary

Pool Name	Pool/Account	Month-to-Date Interest	Year-to-Date Interest
Texas Local Government Investment Pool	449/7907600001	\$605.97	\$4,983.98
<b>Total</b>		<b>\$605.97</b>	<b>\$4,983.98</b>



Statement Period 09/01/2023 - 09/30/2023

Page 2 of 2

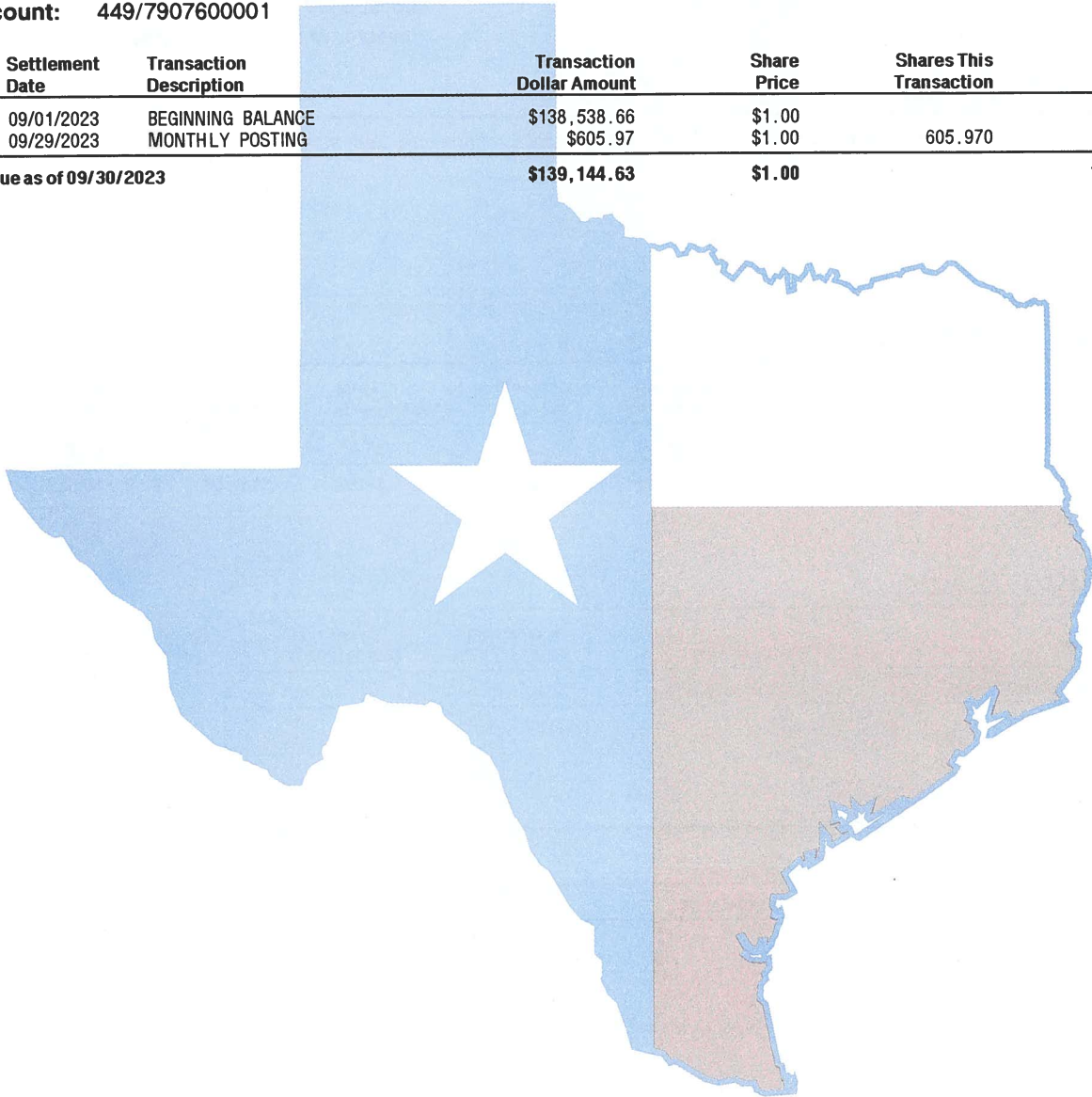
## Transaction Detail

### Texas Local Government Investment Pool

Participant: CITY OF NAVASOTA

Pool/Account: 449/7907600001

Transaction Date	Settlement Date	Transaction Description	Transaction Dollar Amount	Share Price	Shares This Transaction	Shares Owned
09/01/2023	09/01/2023	BEGINNING BALANCE	\$138,538.66	\$1.00		138,538.660
09/29/2023	09/29/2023	MONTHLY POSTING	\$605.97	\$1.00	605.970	139,144.630
Account Value as of 09/30/2023			\$139,144.63	\$1.00		139,144.630





QUARTERLY INVESTMENTS SUMMARY  
FOR THE PERIOD ENDING 12/31/2023

THIS REPORT HAS BEEN PREPARED IN COMPLIANCE WITH THE INVESTMENT POLICY OF THE CITY OF NAVASOTA AND THE PFIA



---

INVESTMENT OFFICER  
CHIEF FINANCIAL OFFICER



---

INVESTMENT OFFICER  
CITY MANAGER

QUARTERLY INVESTMENTS SUMMARY  
FOR THE PERIOD ENDING 12/31/2023

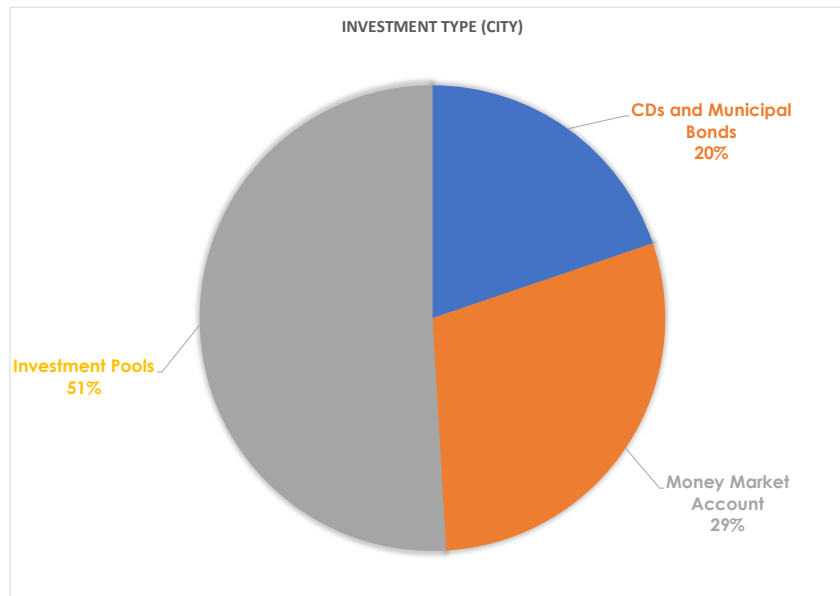
INVESTMENTS FOR CITY - ROLLFORWARD

<u>Custodian</u>	<u>Type</u>	<u>Identifier</u>	<u>Maturity Date</u>	<u>Account Name</u>	<u>9/30/2023 Beginning Amount</u>	<u>Matured</u>	<u>Interest Income</u>	<u>12/31/2023 Ending Balance</u>
TIB Capital Markets	Certificates of Deposit	02007GNN9	2/10/2025	ALLY BANK CD	248,000	-	-	248,000
		02589ABL5	3/4/2024	AMERICAN EXPR NATL BK CD	248,000	-	-	248,000
		05580AE26	9/24/2024	BMW BANK NA CD	245,000	-	-	245,000
		05600XCP3	4/13/2026	BMO HARRIS BANK NA CD	245,000	-	-	245,000
		066519QT9	3/31/2026	BANKUNITED NA CD	245,000	-	-	245,000
		254673B70	4/28/2025	DISCOVER BK CD	246,000	-	-	246,000
		38149MA94	9/29/2026	GOLDMAN SACHS BANK CD	245,000	-	-	245,000
		48128UZC6	2/17/2026	JPMORGAN CHASE BK NA CD	245,000	-	-	245,000
		61768U4A2	4/29/2027	MORGAN STANLEY PRIVATE BK CD	246,000	-	-	246,000
		07371AXP3	2/10/2027	BEAL BK PLANO TX	248,000	-	-	248,000
	Total Certificates of Deposit				2,461,000	-	-	2,461,000
	Municipal Bonds	752754PG0	8/1/2025	RANDOLPH TWP NJ SD GO	235,865	-	-	235,865
		229831JL7	8/15/2025	CUERO TX ISD REF GP BDQ	292,375	-	-	292,375
		882806HH8	2/15/2026	TEXAS TECH UNIV REV TAX REF	486,375	-	-	486,375
	Total Municipal Bonds				1,014,615	-	-	1,014,615
	Total CDs and Municipal Bonds				3,475,615	-	-	3,475,615
Citizens State Bank	Money Market Account	Account # 20035725	N/A		5,124,039	-	10,938	5,134,977
TexSTAR	Investment Pool	0930102200	N/A	AP Fund	138,812	-	1,873	140,685
TexasCLASS	Investment Pool	TX-01-0484-0001	N/A	Navasota 01	450,004	-	6,364	456,368
		TX-01-0484-0002	N/A	ARPA	1,048,586	-	14,828	1,063,414
		TX-01-0484-0006	N/A	Capital Projects 2022	7,038,270	-	99,530	7,137,800
TexPool	Investment Pool	449/7907600001	N/A	AP Fund II	139,145	-	1,891	141,035
	Total Investment Pools				8,814,817	-	124,486	8,939,302
TOTAL CITY INVESTMENTS					17,414,471	-	135,424	17,549,894

QUARTERLY INVESTMENTS SUMMARY  
FOR THE PERIOD ENDING 12/31/2023

INVESTMENTS FOR CITY - REPORTED BY TYPE

<u>Custodian</u>	<u>Type</u>	<u>Identifier</u>	<u>Maturity Date</u>	<u>Account Name</u>	<u>Amount</u>	<u>% of City</u>
TIB Capital Markets	<b>Certificates of Deposit</b>	02007GNN9	2/10/2025	ALLY BANK CD	248,000	
		02589ABL5	3/4/2024	AMERICAN EXPR NATL BK CD	248,000	
		05580AE26	9/24/2024	BMW BANK NA CD	245,000	
		05600XCP3	4/13/2026	BMO HARRIS BANK NA CD	245,000	
		066519QT9	3/31/2026	BANKUNITED NA CD	245,000	
		254673B70	4/28/2025	DISCOVER BK CD	246,000	
		38149MA94	9/29/2026	GOLDMAN SACHS BANK CD	245,000	
		48128UZC6	2/17/2026	JPMORGAN CHASE BK NA CD	245,000	
		61768U4A2	4/29/2027	MORGAN STANLEY PRIVATE BK CD	246,000	
		07371AXP3	2/10/2027	BEAL BK PLANO TX	248,000	
		<b>Total Certificates of Deposit</b>			2,461,000	
	<b>Municipal Bonds</b>	752754PG0	8/1/2025	RANDOLPH TWP NJ SD GO	235,865	
		229831JL7	8/15/2025	CUERO TX ISD REF GP BDQ	292,375	
		882806HH8	2/15/2026	TEXAS TECH UNIV REV TAX REF	486,375	
	<b>Total Municipal Bonds</b>				1,014,615	
	<b>Total CDs and Municipal Bonds</b>				3,475,615	20%
Citizens State Bank	<b>Money Market Account</b>					
	Account #	20035725	N/A		5,134,977	29%
TexSTAR	<b>Investment Pool</b>					
		0930102200	N/A	AP Fund	140,685	
TexasCLASS	<b>Investment Pool</b>					
		TX-01-0484-0001	N/A	Navasota 01	456,368	
		TX-01-0484-0002	N/A	ARPA	1,063,414	
		TX-01-0484-0006	N/A	Capital Projects 2022	7,137,800	
TexPool	<b>Investment Pool</b>					
		449/7907600001	N/A	AP Fund II	141,035	
<b>Total Investment Pools</b>					8,939,302	51%
<b>TOTAL CITY INVESTMENTS</b>					<b>17,549,894</b>	

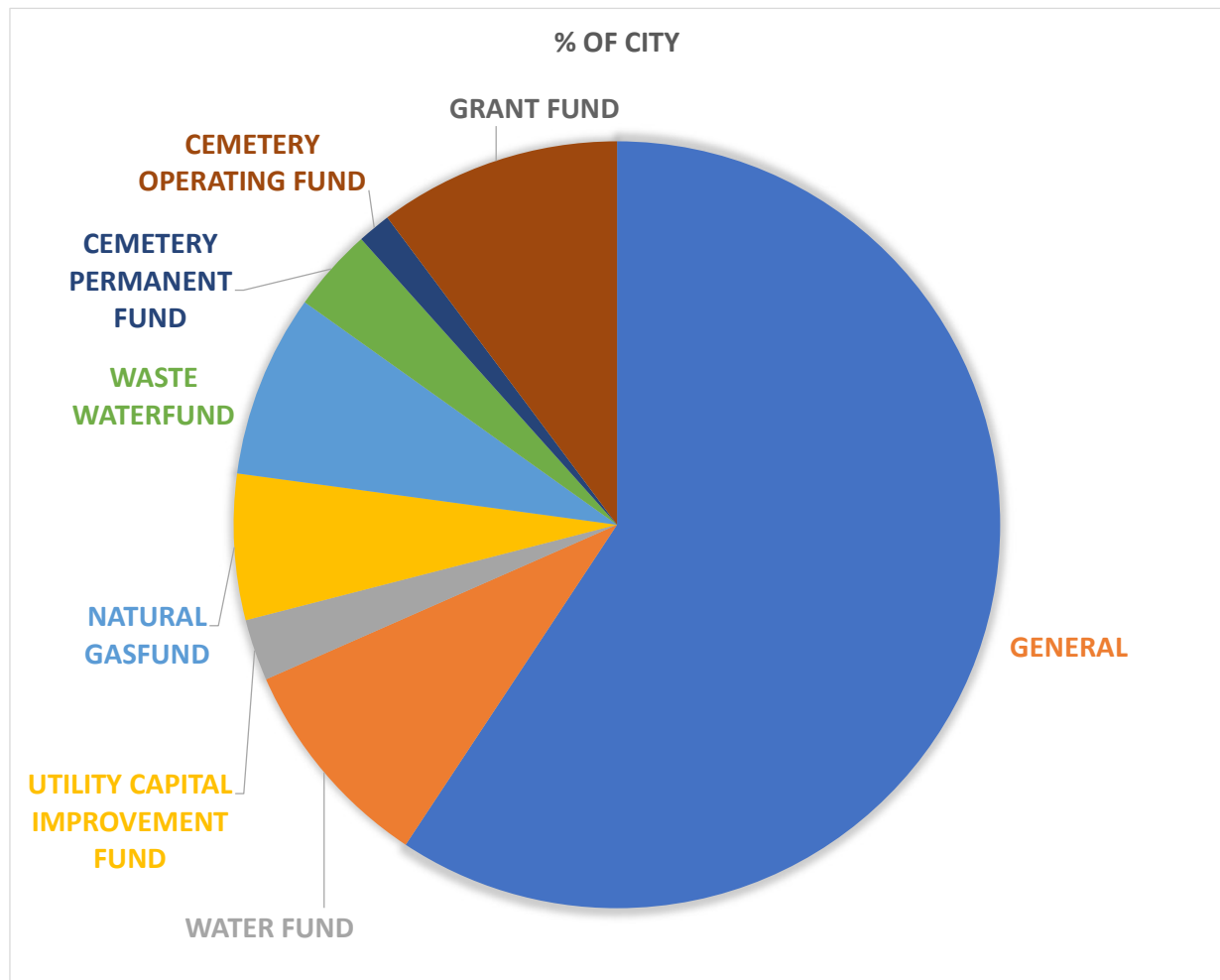




**QUARTERLY INVESTMENTS SUMMARY  
FOR THE PERIOD ENDING 12/31/2023**

**INVESTMENTS FOR CITY - REPORTED BY FUND**

<u>Fund #</u>	<u>Fund Name</u>	<u>Amount</u>	<u>% of City</u>
100	GENERAL	6,172,688.51	35%
200	WATER FUND	948,135.57	5%
210	UTILITY CAPITAL IMPROVEMENT FUND	270,833.88	2%
300	NATURAL GAS FUND	640,908.29	4%
400	WASTE WATER FUND	803,470.59	5%
520	CEMETERY PERMANENT FUND	366,466.71	2%
525	CEMETERY OPERATING FUND	146,176.72	1%
540	GRANT FUND	1,063,414.19	6%
905	CAPITAL PROJECTS	7,137,799.65	41%
		<u>17,549,894.11</u>	<u>100%</u>

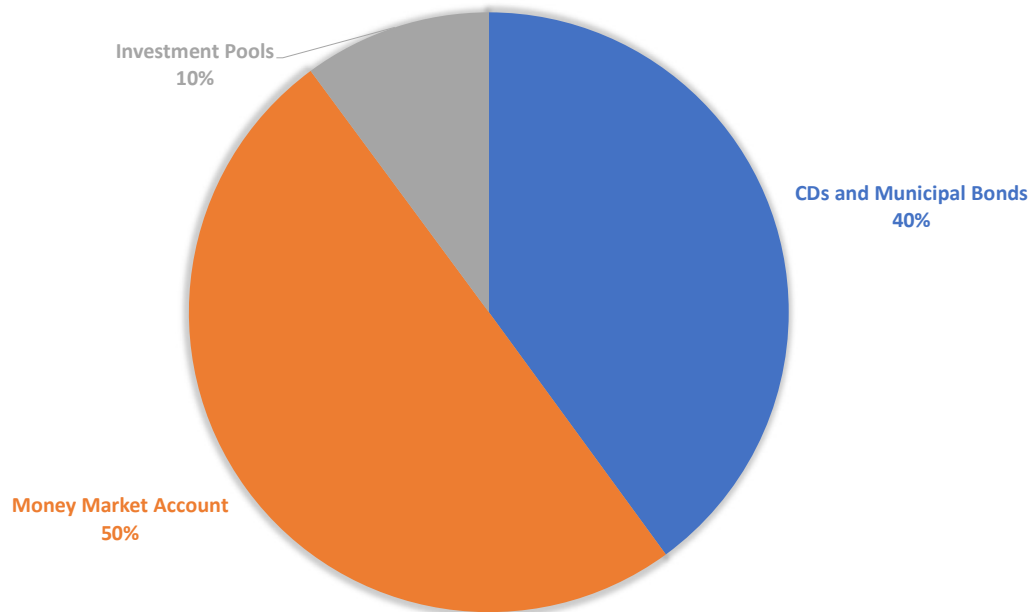


**QUARTERLY INVESTMENTS SUMMARY  
FOR THE PERIOD ENDING 12/31/2023**

**INVESTMENTS FOR GENERAL FUND (Fund 100)**

<u>Custodian</u>	<u>General Ledger Acct #</u>	<u>Account Name</u>	<u>Amount</u>	<u>% of Fund</u>
<b>CDs and Municipal Bonds</b>				
<b>TIB Capital Markets</b>	100-0-200.07	BECKER-BEST MUSEUM FUNDS	77,142.45	
	100-0-200.09	VOLUNTARY FIRE FUND	75,583.63	
	100-0-200.10	LIBRARY INV - MADELEY EST.	11,680.20	
	100-0-200.12	VOLUNTARY PARK FUND	99,786.54	
	100-0-200.18	ANIMAL SHELTER DONATIONS	24,020.78	
	100-0-200.19	GRACE PARK FUND	40,690.39	
	100-0-200.21	SIDEWALK FEE IN LIEU OF	99,976.91	
	100-0-200.22	EQUIPMENT ESCROW	2,037,420.52	
<b>Total CDs and Municipal Bonds</b>			<u>2,466,301.40</u>	40%
<b>Money Market Account</b>				
<b>Citizens State Bank</b>	100-0-200.06	O & M RESERVE INVESTMENTS	3,080,986.78	50%
<b>Investment Pools</b>				
<b>TexSTAR</b>	100-0-200.04	O & M RESERVE - TEXSTAR	84,411.08	
<b>TexasCLASS</b>	100-0-200.11	STREET & DRAINAGE INV.	456,368.00	
<b>TexPool</b>	100-0-200.05	O & M RESERVE - TEXPOOL	84,621.25	
<b>Total Investment Pools</b>			<u>625,400.33</u>	10%
<b>TOTAL GENERAL FUND INVESTMENTS</b>			<b>6,172,688.51</b>	

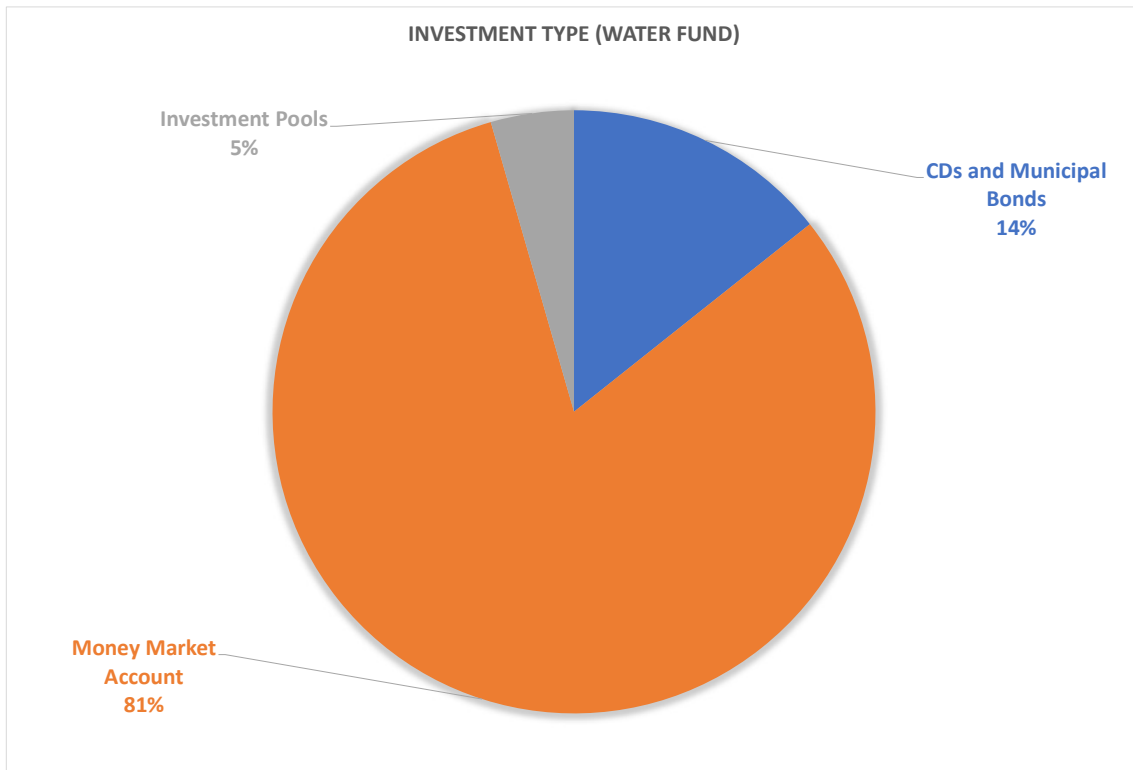
**INVESTMENT TYPE (GENERAL FUND)**



**QUARTERLY INVESTMENTS SUMMARY  
FOR THE PERIOD ENDING 12/31/2023**

**INVESTMENTS FOR WATER FUND (Fund 200)**

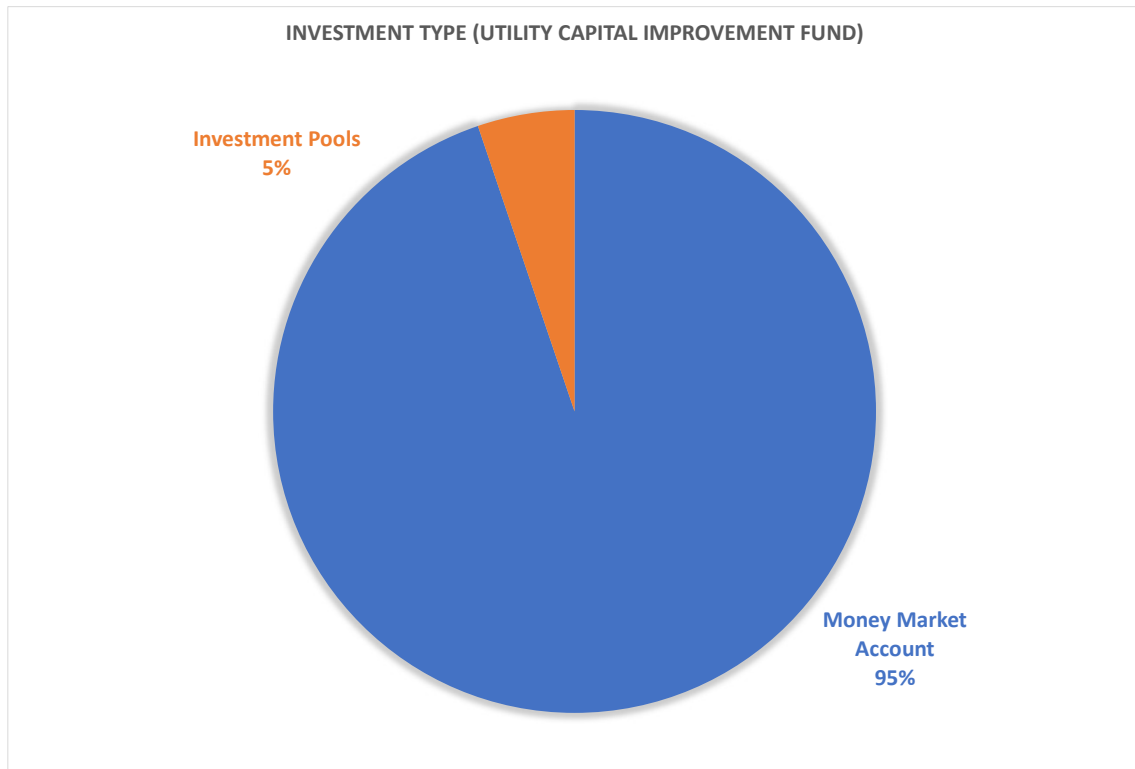
<u>Custodian</u>	<u>General Ledger Acct #</u>	<u>Account Name</u>	<u>Amount</u>	<u>% of Fund</u>
<b>CDs and Municipal Bonds</b>				
TIB Capital Markets	200-0-200.00	INVESTMENTS METER DEPOSITS	135,631.36	14%
<b>Money Market Account</b>				
Citizens State Bank	200-0-200.06	O & M RESERVE INVESTMENTS	770,246.17	81%
<b>Investment Pools</b>				
TexSTAR	200-0-200.04	O & M RESERVE - TEXSTAR	21,102.77	
TexPool	200-0-200.05	O & M RESERVE - TEXPOOL	21,155.27	
<b>Total Investment Pools</b>			<u>42,258.04</u>	4%
<b>TOTAL WATER FUND INVESTMENTS</b>			<b>948,135.57</b>	



**QUARTERLY INVESTMENTS SUMMARY  
FOR THE PERIOD ENDING 12/31/2023**

**INVESTMENTS FOR UTILITY CAPITAL IMPROVEMENT FUND (Fund 210)**

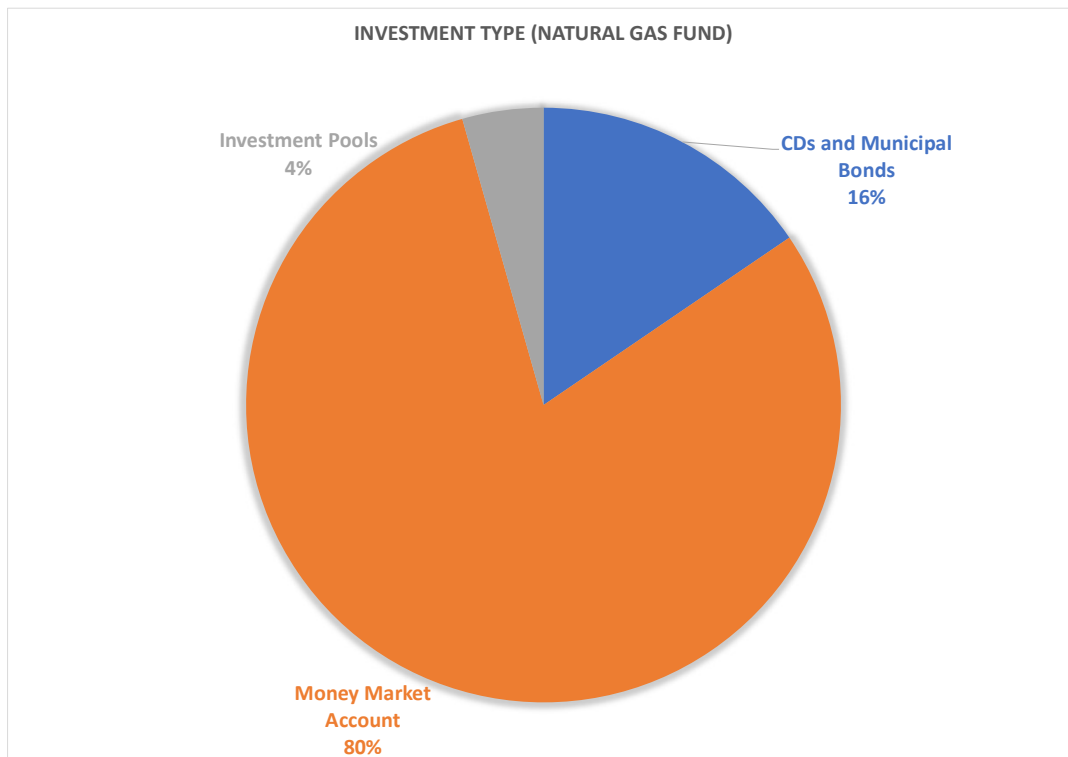
<u>Custodian</u>	<u>General Ledger Acct #</u>	<u>Account Name</u>	<u>Amount</u>	<u>% of Fund</u>
<b>Money Market Account</b>				
Citizens State Bank	210-0-200.06	O & M RESERVE INVESTMENTS	256,747.86	95%
<b>Investment Pools</b>				
TexSTAR	210-0-200.04	O & M RESERVE - TEXSTAR	7,034.26	
TexPool	210-0-200.05	O & M RESERVE - TEXPOOL	7,051.76	
<b>Total Investment Pools</b>			14,086.02	5%
<b>TOTAL UTILITY CAPITAL IMPROVEMENT FUND INVESTMENTS</b>			<b>270,833.88</b>	



**QUARTERLY INVESTMENTS SUMMARY  
FOR THE PERIOD ENDING 12/31/2023**

**INVESTMENTS FOR NATURAL GAS FUND (Fund 300)**

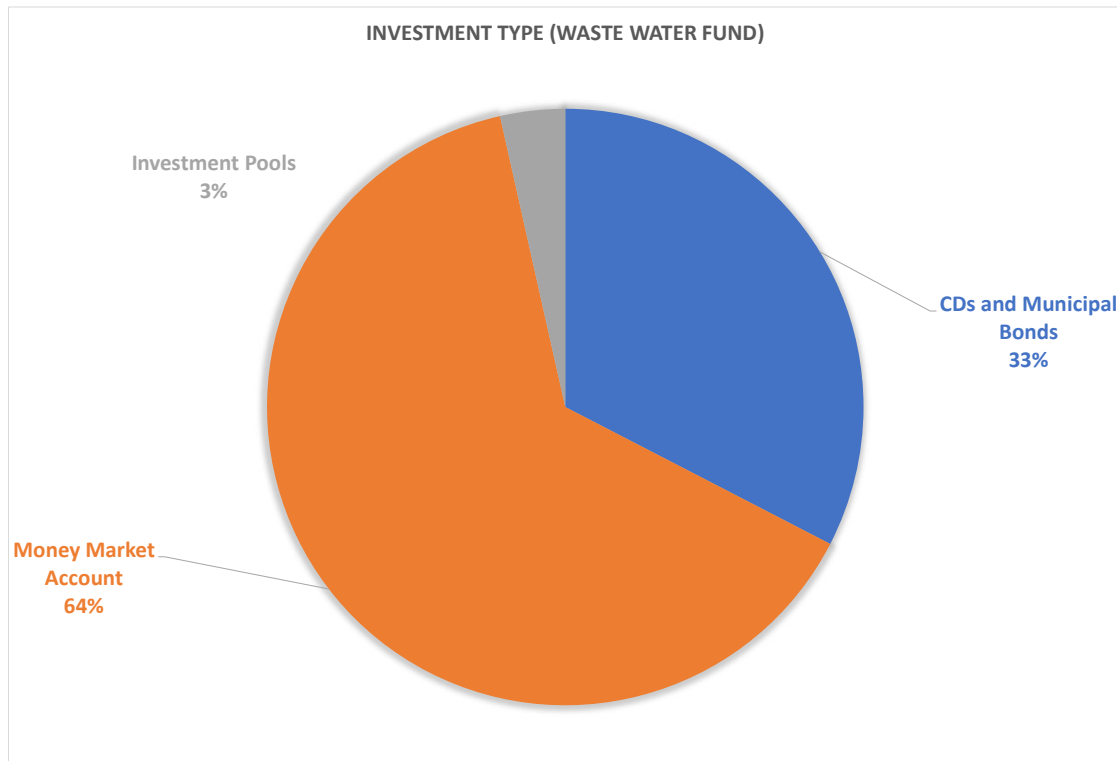
<u>Custodian</u>	<u>General Ledger Acct #</u>	<u>Account Name</u>	<u>Amount</u>	<u>% of Fund</u>
<b>CDs and Municipal Bonds</b>				
TIB Capital Markets	300-0-200.00	INVESTMENTS METER DEPOSITS	85,115.39	
	300-0-200.04	JR.LIEN RESERVE INV-MTG ASSN	14,122.96	
<b>Total CDs and Municipal Bonds</b>			99,238.35	15%
<b>Money Market Account</b>				
Citizens State Bank	300-0-200.06	O & M RESERVE INVESTMENTS	513,497.87	80%
<b>Investment Pools</b>				
TexSTAR	300-0-201.04	O & M RESERVE - TEXSTAR	14,068.52	
TexPool	300-0-201.05	O & M RESERVE - TEXPOOL	14,103.55	
<b>Total Investment Pools</b>			28,172.07	4%
<b>TOTAL NATURAL GAS FUND INVESTMENTS</b>			<b>640,908.29</b>	



**QUARTERLY INVESTMENTS SUMMARY  
FOR THE PERIOD ENDING 12/31/2023**

**INVESTMENTS FOR WASTE WATER FUND (Fund 400)**

<u>Custodian</u>	<u>General Ledger Acct #</u>	<u>Account Name</u>	<u>Amount</u>	<u>% of Fund</u>
<b>CDs and Municipal Bonds</b>				
TIB Capital Markets	400-0-200.02	SW SYSTEM IMPROVEMENTS INV	261,800.65	33%
<b>Money Market Account</b>				
Citizens State Bank	400-0-200.06	O & M RESERVE INVESTMENTS	513,497.87	64%
<b>Investment Pools</b>				
TexSTAR	400-0-200.04	O & M RESERVE - TEXSTAR	14,068.52	
TexPool	400-0-200.05	O & M RESERVE - TEXPOOL	14,103.55	
<b>Total Investment Pools</b>			<u>28,172.07</u>	4%
<b>TOTAL WASTE WATER FUND INVESTMENTS</b>			<b>803,470.59</b>	

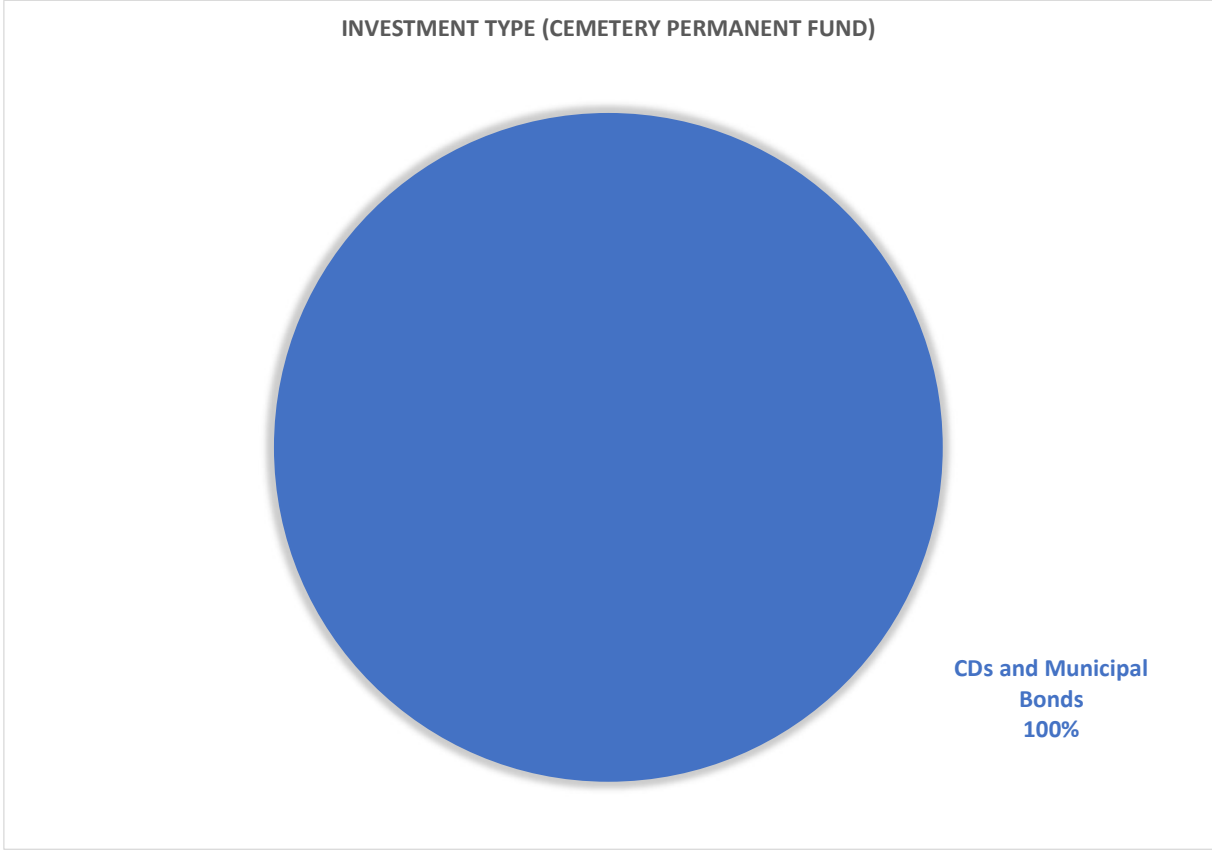


QUARTERLY INVESTMENTS SUMMARY  
FOR THE PERIOD ENDING 12/31/2023

INVESTMENTS FOR CEMETERY PERMANENT FUND (Fund 520)

<u>Custodian</u>	<u>General Ledger Acct #</u>	<u>Account Name</u>	<u>Amount</u>	<u>% of Fund</u>
<b>CDs and Municipal Bonds</b>				
TIB Capital Markets	520-0-201.00	OAKLAND CEM PERT TRUST	366,198.69	
	520-0-201.05	CEMETERY STREET FUND	268.03	
<b>Total CDs, Municipal Bonds, Agency Bonds</b>			366,466.71	100%

TOTAL CEMETERY PERMANENT FUND INVESTMENTS 366,466.71

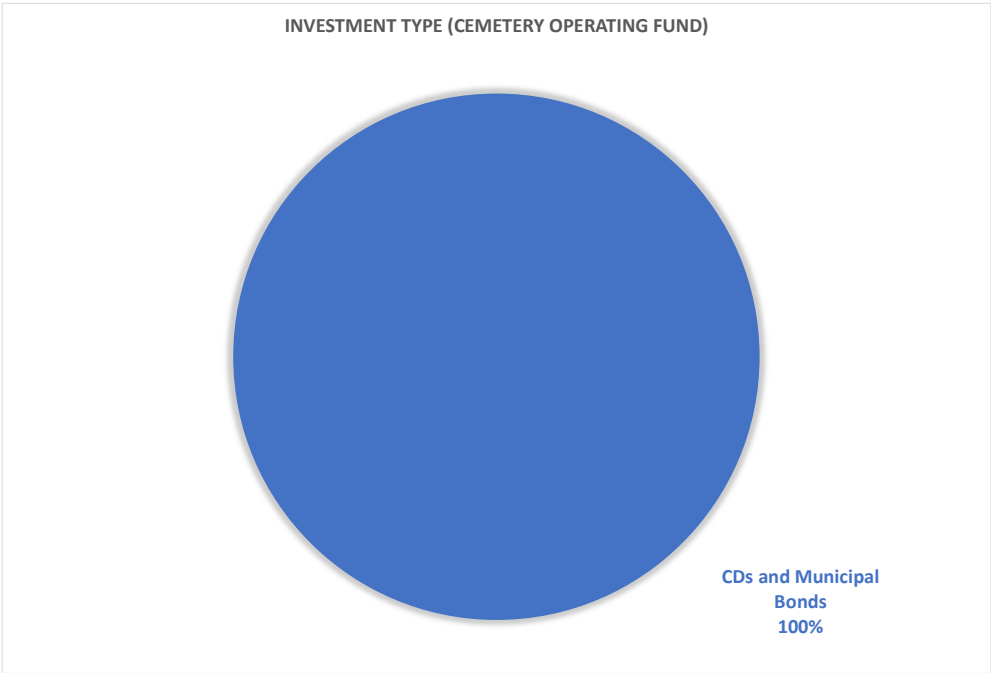


QUARTERLY INVESTMENTS SUMMARY  
FOR THE PERIOD ENDING 12/31/2023

INVESTMENTS FOR CEMETERY OPERATING FUND (Fund 525)

	<u>Custodian</u>	<u>General Ledger Acct #</u>	<u>Account Name</u>	<u>Amount</u>	<u>% of Fund</u>
<i>CDs and Municipal Bonds</i>					
	TIB Capital Markets	525-0-201.05	CEMETERY STREET FUND-INV	126,449.07	
		525-0-201.06	CEM-JESSIE MAE BODE FUND	19,727.65	
<b>Total CDs and Municipal Bonds</b>				146,176.72	100%

TOTAL CEMETERY OPERATING FUND INVESTMENTS 146,176.72



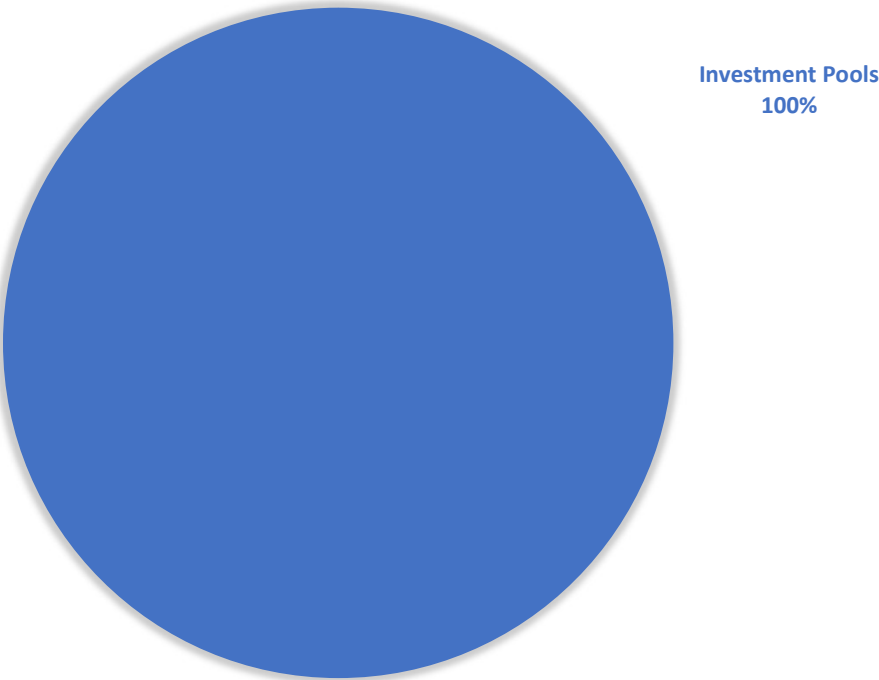


QUARTERLY INVESTMENTS SUMMARY  
FOR THE PERIOD ENDING 12/31/2023

INVESTMENT FOR GRANT FUND (Fund 540)

<u>Custodian</u>	<u>General Ledger Acct #</u>	<u>Account Name</u>	<u>Amount</u>	<u>% of Fund</u>
Investment Pools				
TexasCLASS	540-0-200.20	AMERICAN RESCUE	1,063,414.19	100%
TOTAL GRANT FUND INVESTMENTS			1,063,414.19	

INVESTMENT TYPE (GRANT FUND)

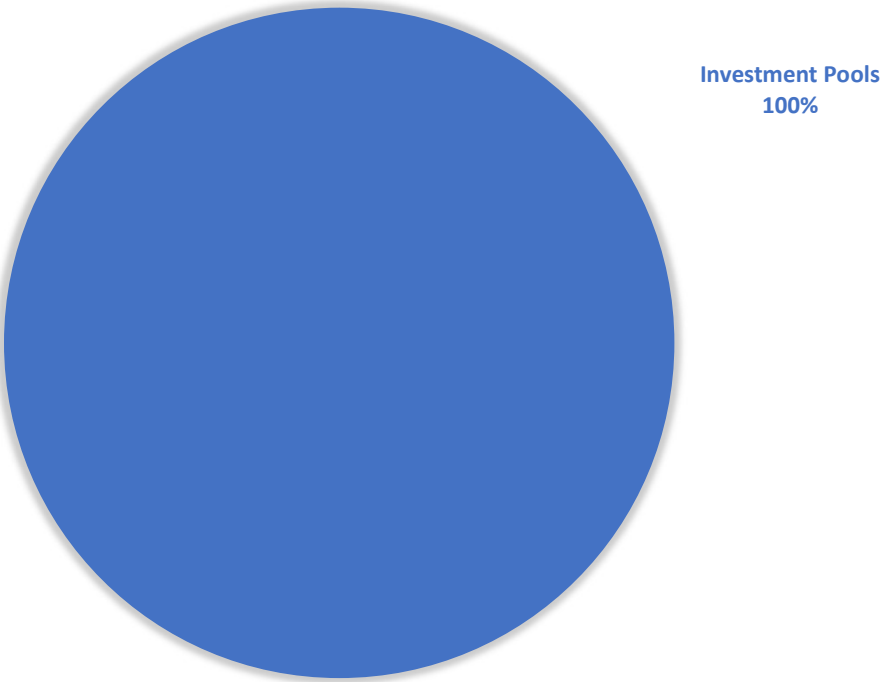


QUARTERLY INVESTMENTS SUMMARY  
FOR THE PERIOD ENDING 12/31/2023

INVESTMENT FOR CAPITAL PROJECTS FUND (Fund 905)

<u>Custodian</u>	<u>General Ledger Acct #</u>	<u>Account Name</u>	<u>Amount</u>	<u>% of Fund</u>
<i>Investment Pools</i> TexasCLASS	905-0-200.20	Capital Fund 2022	7,137,799.65	100%
TOTAL CAPITAL PROJECTS FUND INVESTMENTS			7,137,799.65	

INVESTMENT TYPE (CAPITAL PROJECTS FUND)



TIB  
P.O. BOX 560528  
DALLAS, TX 75356-0528

As of 10/31/2023  
Sales Representative: Michael W Boydston



## Verification Statement

---

Account No: 599762

CITIZENS STATE BANK  
H/F CITY OF NAVASOTA  
P.O. BOX 518  
SOMERVILLE, TX 77879

\* The information included on this statement is based upon settlement date rather than entered date.

Security Receipt	Trade Date Settlement Date	Cost Basis	Par/Shares Original Face	Description Rate, Maturity	Principal Cost Market Value	Date Priced
02007GNN9 163016419	02/02/2022 02/10/2022	100.000000	248,000.00 .00	ALLY BANK CD 1.20, 02/10/2025	248,000.00 N/A	
02589ABL5 163017585	02/23/2022 03/02/2022	100.000000	248,000.00 .00	AMERICAN EXPR NATL BK CD 1.60, 03/04/2024	248,000.00 N/A	
05580AE26 245055098	09/21/2021 09/24/2021	100.000000	245,000.00 .00	BMW BANK NA CD .65, 09/24/2024	245,000.00 N/A	
05600XCP3 245045568	03/30/2021 04/13/2021	100.000000	245,000.00 .00	BMO HARRIS BANK NA CD 1.00, 04/13/2026	245,000.00 N/A	
066519QT9 245045565	03/30/2021 04/01/2021	100.000000	245,000.00 .00	BANKUNITED NA CD .95, 03/31/2026	245,000.00 N/A	
07371AXP3 163016417	02/03/2022 02/16/2022	100.000000	248,000.00 .00	BEAL BK PLANO TX 1.50, 02/10/2027	248,000.00 N/A	
229831JL7 163017374	02/04/2022 03/02/2022	112.452000	260,000.00 .00	CUERO TX ISD REF GP BDQ 5.00, 08/15/2025	292,375.20 N/A	
254673B70 257004989	04/22/2022 04/27/2022	100.000000	246,000.00 .00	DISCOVER BK CD 2.80, 04/28/2025	246,000.00 N/A	
38149MA94 245055099	09/21/2021 09/29/2021	100.000000	245,000.00 .00	GOLDMAN SACHS BANK CD 1.05, 09/29/2026	245,000.00 N/A	
48128UZC6 245043134	02/09/2021 02/17/2021	100.000000	245,000.00 .00	JPMORGAN CHASE BK NA CD .50, 02/17/2026	245,000.00 N/A	
61768U4A2 257004990	04/11/2022 04/29/2022	100.000000	246,000.00 .00	MORGAN STANLEY PRIVATE BK CD 3.00, 04/29/2027	246,000.00 N/A	
752754PG0 163019398	04/05/2022 04/07/2022	94.346000	250,000.00 .00	RANDOLPH TWP NJ SD GO 1.10, 08/01/2025	235,865.00 N/A	
882806HH8 163017375	02/17/2022 02/22/2022	97.275000	500,000.00 .00	TEXAS TECH UNIV REV TAX REF 1.186, 02/15/2026	486,375.00 N/A	
<b>Total USD Par</b>			<b>3,471,000.00</b>	<b>Total USD Cost</b>	<b>3,475,615.20</b>	
<b>Total USD Original Face</b>			<b>3,471,000.00</b>			



TIB  
P.O. BOX 560528  
DALLAS, TX 75356-0528

As of 11/30/2023  
Sales Representative: Michael W Boydston



## Verification Statement

---

Account No: 599762

CITIZENS STATE BANK  
H/F CITY OF NAVASOTA  
P.O. BOX 518  
SOMERVILLE, TX 77879

\* The information included on this statement is based upon settlement date rather than entered date.

Security Receipt	Trade Date Settlement Date	Cost Basis	Par/Shares Original Face	Description Rate, Maturity	Principal Cost Market Value	Date Priced
02007GNN9 163016419	02/02/2022 02/10/2022	100.000000	248,000.00 .00	ALLY BANK CD 1.20, 02/10/2025	248,000.00 N/A	
02589ABL5 163017585	02/23/2022 03/02/2022	100.000000	248,000.00 .00	AMERICAN EXPR NATL BK CD 1.60, 03/04/2024	248,000.00 N/A	
05580AE26 245055098	09/21/2021 09/24/2021	100.000000	245,000.00 .00	BMW BANK NA CD .65, 09/24/2024	245,000.00 N/A	
05600XCP3 245045568	03/30/2021 04/13/2021	100.000000	245,000.00 .00	BMO HARRIS BANK NA CD 1.00, 04/13/2026	245,000.00 N/A	
066519QT9 245045565	03/30/2021 04/01/2021	100.000000	245,000.00 .00	BANKUNITED NA CD .95, 03/31/2026	245,000.00 N/A	
07371AXP3 163016417	02/03/2022 02/16/2022	100.000000	248,000.00 .00	BEAL BK PLANO TX 1.50, 02/10/2027	248,000.00 N/A	
229831JL7 163017374	02/04/2022 03/02/2022	112.452000	260,000.00 .00	CUERO TX ISD REF GP BDQ 5.00, 08/15/2025	292,375.20 N/A	
254673B70 257004989	04/22/2022 04/27/2022	100.000000	246,000.00 .00	DISCOVER BK CD 2.80, 04/28/2025	246,000.00 N/A	
38149MA94 245055099	09/21/2021 09/29/2021	100.000000	245,000.00 .00	GOLDMAN SACHS BANK CD 1.05, 09/29/2026	245,000.00 N/A	
48128UZC6 245043134	02/09/2021 02/17/2021	100.000000	245,000.00 .00	JPMORGAN CHASE BK NA CD .50, 02/17/2026	245,000.00 N/A	
61768U4A2 257004990	04/11/2022 04/29/2022	100.000000	246,000.00 .00	MORGAN STANLEY PRIVATE BK CD 3.00, 04/29/2027	246,000.00 N/A	
752754PG0 163019398	04/05/2022 04/07/2022	94.346000	250,000.00 .00	RANDOLPH TWP NJ SD GO 1.10, 08/01/2025	235,865.00 N/A	
882806HH8 163017375	02/17/2022 02/22/2022	97.275000	500,000.00 .00	TEXAS TECH UNIV REV TAX REF 1.186, 02/15/2026	486,375.00 N/A	
<b>Total USD Par</b>			<b>3,471,000.00</b>	<b>Total USD Cost</b>	<b>3,475,615.20</b>	
<b>Total USD Original Face</b>			<b>3,471,000.00</b>			



TIB  
P.O. BOX 560528  
DALLAS, TX 75356-0528

As of 12/31/2023  
Sales Representative: Michael W Boydston



## Verification Statement

---

Account No: 599762

CITIZENS STATE BANK  
H/F CITY OF NAVASOTA  
P.O. BOX 518  
SOMERVILLE, TX 77879

\* The information included on this statement is based upon settlement date rather than entered date.

Security Receipt	Trade Date Settlement Date	Cost Basis	Par/Shares Original Face	Description Rate, Maturity	Principal Cost Market Value	Date Priced
02007GNN9 163016419	02/02/2022 02/10/2022	100.000000	248,000.00 .00	ALLY BANK CD 1.20, 02/10/2025	248,000.00 N/A	
02589ABL5 163017585	02/23/2022 03/02/2022	100.000000	248,000.00 .00	AMERICAN EXPR NATL BK CD 1.60, 03/04/2024	248,000.00 N/A	
05580AE26 245055098	09/21/2021 09/24/2021	100.000000	245,000.00 .00	BMW BANK NA CD .65, 09/24/2024	245,000.00 N/A	
05600XCP3 245045568	03/30/2021 04/13/2021	100.000000	245,000.00 .00	BMO HARRIS BANK NA CD 1.00, 04/13/2026	245,000.00 N/A	
066519QT9 245045565	03/30/2021 04/01/2021	100.000000	245,000.00 .00	BANKUNITED NA CD .95, 03/31/2026	245,000.00 N/A	
07371AXP3 163016417	02/03/2022 02/16/2022	100.000000	248,000.00 .00	BEAL BK PLANO TX 1.50, 02/10/2027	248,000.00 N/A	
229831JL7 163017374	02/04/2022 03/02/2022	112.452000	260,000.00 .00	CUERO TX ISD REF GP BDQ 5.00, 08/15/2025	292,375.20 N/A	
254673B70 257004989	04/22/2022 04/27/2022	100.000000	246,000.00 .00	DISCOVER BK CD 2.80, 04/28/2025	246,000.00 N/A	
38149MA94 245055099	09/21/2021 09/29/2021	100.000000	245,000.00 .00	GOLDMAN SACHS BANK CD 1.05, 09/29/2026	245,000.00 N/A	
48128UZC6 245043134	02/09/2021 02/17/2021	100.000000	245,000.00 .00	JPMORGAN CHASE BK NA CD .50, 02/17/2026	245,000.00 N/A	
61768U4A2 257004990	04/11/2022 04/29/2022	100.000000	246,000.00 .00	MORGAN STANLEY PRIVATE BK CD 3.00, 04/29/2027	246,000.00 N/A	
752754PG0 163019398	04/05/2022 04/07/2022	94.346000	250,000.00 .00	RANDOLPH TWP NJ SD GO 1.10, 08/01/2025	235,865.00 N/A	
882806HH8 163017375	02/17/2022 02/22/2022	97.275000	500,000.00 .00	TEXAS TECH UNIV REV TAX REF 1.186, 02/15/2026	486,375.00 N/A	
<b>Total USD Par</b>			<b>3,471,000.00</b>	<b>Total USD Cost</b>	<b>3,475,615.20</b>	
<b>Total USD Original Face</b>			<b>3,471,000.00</b>			







Date 10/31/23  
Primary Account

Page 1  
20035725

CITY OF NAVASOTA  
CITY MONEY MARKET  
PO BOX 910  
NAVASOTA TX 77868-0910

PRIVACY NOTICE-Federal law requires us to tell you how we collect, share and protect your personal information. Our privacy policy has not changed and you may review our policy and practices with respect to your personal information at [www.csbttx.bank](http://www.csbttx.bank) or we will mail you a free copy upon request if you call us at 979-596-1421.

CITY OF NAVASOTA FUNDS		Number of Enclosures	5
Account Number	20035725	Statement Dates	10/02/23 thru 10/31/23
Previous Balance	5,124,038.68	Days in the statement period	30
5 Deposits/Credits	8,160.06	Average Ledger	5,125,449.91
Checks/Debits	.00		
Service Charge	.00	Interest Earned	842.54
Interest Paid	870.61	Annual Percentage Yield Earned	0.20%
Ending Balance	5,133,069.35	2023 Interest Paid	8,493.38

#### ACTIVITY IN DATE ORDER

Date	Description	Amount
10/02	DDA REGULAR DEPOSIT	191.30
10/13	DDA REGULAR DEPOSIT	617.53
10/27	DDA REGULAR DEPOSIT	3,453.44
10/30	DDA REGULAR DEPOSIT	3,700.11
10/31	DDA REGULAR DEPOSIT	197.68
10/31	Interest Deposit	870.61

#### DAILY BALANCE INFORMATION

Date	Balance	Date	Balance	Date	Balance
10/02	5,124,229.98	10/27	5,128,300.95	10/31	5,133,069.35
10/13	5,124,847.51	10/30	5,132,001.06		

#### INTEREST RATE SUMMARY

Date	Interest Rate
10/01	0.200000%

**Citizens State Bank** CHECKING DEPOSIT

SIGN HERE FOR RECEIPT OF CASH

DATE 10-2-23

NAME City of Navasota Money Market

CITY

ACCOUNT NUMBER 20035725

NET DEPOSIT \$ 191.30

LESS CASH RECEIVED

NET DEPOSIT \$ 191.30

1113112995

DDA REGULAR DEPOSIT Date: 10/02 Amount: \$191.30

**Citizens State Bank** CHECKING DEPOSIT

SIGN HERE FOR RECEIPT OF CASH

DATE 10/27/23

NAME City of Navasota Money Market

CITY

ACCOUNT NUMBER 20035725

NET DEPOSIT \$ 3453.44

LESS CASH RECEIVED

NET DEPOSIT \$ 3453.44

1113112995

DDA REGULAR DEPOSIT Date: 10/27 Amount: \$3,453.44

**Citizens State Bank** CHECKING DEPOSIT

SIGN HERE FOR RECEIPT OF CASH

DATE 10/31/23

NAME City of Navasota Money Market

CITY

ACCOUNT NUMBER 20035725

NET DEPOSIT \$ 197.68

LESS CASH RECEIVED

NET DEPOSIT \$ 197.68

1113112995

DDA REGULAR DEPOSIT Date: 10/31 Amount: \$197.68

**Citizens State Bank** CHECKING DEPOSIT

SIGN HERE FOR RECEIPT OF CASH

DATE 10-13-23

NAME City of Navasota Money Market

CITY

ACCOUNT NUMBER 20035725

NET DEPOSIT \$ 617.53

LESS CASH RECEIVED

NET DEPOSIT \$ 617.53

1113112995

DDA REGULAR DEPOSIT Date: 10/13 Amount: \$617.53

**Citizens State Bank** CHECKING DEPOSIT

SIGN HERE FOR RECEIPT OF CASH

DATE 10/30/23

NAME City of Navasota Money Market

CITY

ACCOUNT NUMBER 20035725

NET DEPOSIT \$ 3700.11

LESS CASH RECEIVED

NET DEPOSIT \$ 3700.11

1113112995

DDA REGULAR DEPOSIT Date: 10/30 Amount: \$3,700.11



Date 11/30/23  
Primary Account

Page 1  
20035725

CITY OF NAVASOTA  
CITY MONEY MARKET  
PO BOX 910  
NAVASOTA TX 77868-0910

CITY OF NAVASOTA FUNDS		Number of Enclosures	1
Account Number	20035725	Statement Dates	11/01/23 thru 11/30/23
Previous Balance	5,133,069.35	Days in the statement period	30
1 Deposits/Credits	191.30	Average Ledger	5,133,075.72
Checks/Debits	.00		
Service Charge	.00	Interest Earned	843.80
Interest Paid	843.80	Annual Percentage Yield Earned	0.20%
Ending Balance	5,134,104.45	2023 Interest Paid	9,337.18

#### ACTIVITY IN DATE ORDER


Date	Description	Amount
11/30	DDA REGULAR DEPOSIT	191.30
11/30	Interest Deposit	843.80

#### DAILY BALANCE INFORMATION

Date	Balance	Date	Balance
11/01	5,133,069.35	11/30	5,134,104.45

#### INTEREST RATE SUMMARY

Date	Interest Rate
10/31	0.200000%

		<b>CHECKING DEPOSIT</b>	
<small>SIGN HERE FOR RECEIPT OF CASH</small>		<input checked="" type="checkbox"/> CASH <small>RECEIVED COM</small>	
DATE	11/30/23	BankUnited CD	191.30
NAME	City of Navasota Money Market <small>DEPOSITS MAY NOT BE AVAILABLE FOR IMMEDIATE WITHDRAWAL</small>		
CITY			
ACCOUNT NUMBER	20035725	LESS CASH <small>RECEIVED COM</small>	
		NET DEPOSIT \$	191.30
⑆113112995⑆		4.1	

DDA REGULAR DEPOSIT    Date: 11/30    Amount: \$191.30



Date 12/29/23  
Primary Account

Page 1  
20035725

CITY OF NAVASOTA  
CITY MONEY MARKET  
PO BOX 910  
NAVASOTA TX 77868-0910

We now offer Zelle®! Find Zelle® in our mobile app today!  
Zelle® is a fast, safe and easy way to send and receive money with  
anyone who has a U.S.-based checking or savings account -  
typically, in minutes when both users are enrolled.  
Attached is your updated EFT disclosure to include this new service.

CITY OF NAVASOTA FUNDS		Number of Enclosures	0
Account Number	20035725	Statement Dates	12/01/23 thru 12/31/23
Previous Balance	5,134,104.45	Days in the statement period	31
Deposits/Credits	.00	Average Ledger	5,134,104.45
Checks/Debits	.00		
Service Charge	.00	Interest Earned	872.09
Interest Paid	872.09	Annual Percentage Yield Earned	0.20%
Ending Balance	5,134,976.54	2023 Interest Paid	10,209.27

#### ACTIVITY IN DATE ORDER

Date	Description	Amount
12/31	Interest Deposit	872.09

#### DAILY BALANCE INFORMATION

Date	Balance	Date	Balance
12/01	5,134,104.45	12/31	5,134,976.54

#### INTEREST RATE SUMMARY

Date	Interest Rate
11/30	0.200000%



CITY OF NAVASOTA  
ATTN MARIBEL FRANK  
PO BOX 910  
NAVASOTA TX 77868-0910

## MONTHLY STATEMENT OF ACCOUNT

**ACCOUNT:** 0930102200

**ACCOUNT NAME:** AP FUND

**STATEMENT PERIOD:** 10/01/2023 - 10/31/2023

TEXSTAR MONTHLY SUMMARY: THE AVERAGE MONTHLY RATE WAS 5.3231%. THE AVERAGE WEIGHTED AVERAGE MATURITY WAS 30 DAYS AND THE NET ASSET VALUE FOR 10/31/23 WAS 0.999845.

### MONTHLY ACTIVITY DETAIL

TRANSACTION DATE	DESCRIPTION	CONFIRMATION NUMBER	TRANSACTION AMOUNT	BALANCE
	BEGINNING BALANCE			138,811.79
10/31/2023	MONTHLY POSTING	9999888	627.49	139,439.28
	ENDING BALANCE			139,439.28

### MONTHLY ACCOUNT SUMMARY

BEGINNING BALANCE	138,811.79
TOTAL DEPOSITS	0.00
TOTAL WITHDRAWALS	0.00
TOTAL INTEREST	627.49
ENDING BALANCE	139,439.28
AVERAGE BALANCE	138,811.79

### ACTIVITY SUMMARY (YEAR-TO-DATE)

ACCOUNT NAME	DEPOSITS	WITHDRAWALS	INTEREST
AP FUND	0.00	0.00	5,606.48



CITY OF NAVASOTA  
ATTN MARIBEL FRANK  
PO BOX 910  
NAVASOTA TX 77868-0910

## MONTHLY STATEMENT OF ACCOUNT

**ACCOUNT:** 0930102200

**ACCOUNT NAME:** AP FUND

**STATEMENT PERIOD:** 11/01/2023 - 11/30/2023

TEXSTAR MONTHLY SUMMARY: THE AVERAGE MONTHLY RATE WAS 5.3307%. THE AVERAGE WEIGHTED AVERAGE MATURITY WAS 33 DAYS AND THE NET ASSET VALUE FOR 11/30/23 WAS 0.999931.

### MONTHLY ACTIVITY DETAIL

TRANSACTION DATE	DESCRIPTION	CONFIRMATION NUMBER	TRANSACTION AMOUNT	BALANCE
	BEGINNING BALANCE			139,439.28
11/30/2023	MONTHLY POSTING	9999888	610.95	140,050.23
	ENDING BALANCE			140,050.23

### MONTHLY ACCOUNT SUMMARY

BEGINNING BALANCE	139,439.28
TOTAL DEPOSITS	0.00
TOTAL WITHDRAWALS	0.00
TOTAL INTEREST	610.95
ENDING BALANCE	140,050.23
AVERAGE BALANCE	139,439.28

### ACTIVITY SUMMARY (YEAR-TO-DATE)

ACCOUNT NAME	DEPOSITS	WITHDRAWALS	INTEREST
AP FUND	0.00	0.00	6,217.43



CITY OF NAVASOTA  
ATTN MARIBEL FRANK  
PO BOX 910  
NAVASOTA TX 77868-0910

## MONTHLY STATEMENT OF ACCOUNT

**ACCOUNT:** 0930102200

**ACCOUNT NAME:** AP FUND

**STATEMENT PERIOD:** 12/01/2023 - 12/31/2023

TEXSTAR MONTHLY SUMMARY: THE AVERAGE MONTHLY RATE WAS 5.3378%. THE AVERAGE WEIGHTED AVERAGE MATURITY WAS 44 DAYS AND THE NET ASSET VALUE FOR 12/29/23 WAS 0.999972.

### MONTHLY ACTIVITY DETAIL

TRANSACTION DATE	DESCRIPTION	CONFIRMATION NUMBER	TRANSACTION AMOUNT	BALANCE
	BEGINNING BALANCE			140,050.23
12/29/2023	MONTHLY POSTING	9999888	634.92	140,685.15
	ENDING BALANCE			140,685.15


### MONTHLY ACCOUNT SUMMARY

BEGINNING BALANCE	140,050.23
TOTAL DEPOSITS	0.00
TOTAL WITHDRAWALS	0.00
TOTAL INTEREST	634.92
ENDING BALANCE	140,685.15
AVERAGE BALANCE	140,050.23

### ACTIVITY SUMMARY (YEAR-TO-DATE)

ACCOUNT NAME	DEPOSITS	WITHDRAWALS	INTEREST
AP FUND	0.00	0.00	6,852.35





Summary Statement

October 31, 2023

Page 1 of 5


Investor ID: TX-01-0484

0000358-0006546 PDF 584792

City of Navasota  
PO Box 910 200 E McAlpine  
Navasota, TX 77868

Texas CLASS

Texas CLASS		Average Monthly Yield: 5.5550%						
		Beginning Balance	Contributions	Withdrawals	Income Earned	Income Earned YTD	Average Daily Balance	Month End Balance
TX-01-0484-0001	NAVASOTA 01	450,004.38	0.00	0.00	2,127.77	19,016.70	451,133.54	452,132.15
TX-01-0484-0002	ARPA	1,048,585.89	0.00	0.00	4,958.10	44,312.13	1,051,217.04	1,053,543.99
TX-01-0484-0006	Capital Fund 2022	7,038,269.97	0.00	0.00	33,279.33	297,429.53	7,055,930.51	7,071,549.30
TOTAL		8,536,860.24	0.00	0.00	40,365.20	360,758.36	8,558,281.09	8,577,225.44



# Account Statement

October 31, 2023

Page 2 of 5

Account Number: TX-01-0484-0001

NAVASOTA 01


## Account Summary

Average Monthly Yield: 5.5550%

	Beginning Balance	Contributions	Withdrawals	Income Earned	Income Earned YTD	Average Daily Balance	Month End Balance
Texas CLASS	450,004.38	0.00	0.00	2,127.77	19,016.70	451,133.54	452,132.15

## Transaction Activity

Transaction Date	Transaction Description	Contributions	Withdrawals	Balance	Transaction Number
10/01/2023	Beginning Balance			450,004.38	
10/31/2023	Income Dividend Reinvestment	2,127.77			
10/31/2023	Ending Balance			452,132.15	



# Account Statement

October 31, 2023

Page 3 of 5

Account Number: TX-01-0484-0002

## ARPA


## Account Summary

Average Monthly Yield: 5.5550%

	Beginning Balance	Contributions	Withdrawals	Income Earned	Income Earned YTD	Average Daily Balance	Month End Balance
Texas CLASS	1,048,585.89	0.00	0.00	4,958.10	44,312.13	1,051,217.04	1,053,543.99

## Transaction Activity

Transaction Date	Transaction Description	Contributions	Withdrawals	Balance	Transaction Number
10/01/2023	Beginning Balance			1,048,585.89	
10/31/2023	Income Dividend Reinvestment	4,958.10			
10/31/2023	Ending Balance			1,053,543.99	



# Account Statement

October 31, 2023

Page 4 of 5

Account Number: TX-01-0484-0006

## Capital Fund 2022


## Account Summary

Average Monthly Yield: 5.5550%

	Beginning Balance	Contributions	Withdrawals	Income Earned	Income Earned YTD	Average Daily Balance	Month End Balance
Texas CLASS	7,038,269.97	0.00	0.00	33,279.33	297,429.53	7,055,930.51	7,071,549.30

## Transaction Activity

Transaction Date	Transaction Description	Contributions	Withdrawals	Balance	Transaction Number
10/01/2023	Beginning Balance			7,038,269.97	
10/31/2023	Income Dividend Reinvestment	33,279.33			
10/31/2023	Ending Balance			7,071,549.30	




## Texas CLASS

## Texas CLASS

Date	Dividend Rate	Daily Yield
10/01/2023	0.000000000	5.5358%
10/02/2023	0.000151816	5.5413%
10/03/2023	0.000151878	5.5436%
10/04/2023	0.000151879	5.5436%
10/05/2023	0.000151750	5.5389%
10/06/2023	0.000607096	5.5397%
10/07/2023	0.000000000	5.5397%
10/08/2023	0.000000000	5.5397%
10/09/2023	0.000000000	5.5397%
10/10/2023	0.000151709	5.5374%
10/11/2023	0.000151827	5.5417%
10/12/2023	0.000151975	5.5471%
10/13/2023	0.000456222	5.5507%
10/14/2023	0.000000000	5.5507%
10/15/2023	0.000000000	5.5507%
10/16/2023	0.000152242	5.5568%
10/17/2023	0.000152165	5.5540%
10/18/2023	0.000152302	5.5596%
10/19/2023	0.000152320	5.5598%
10/20/2023	0.000457371	5.5647%
10/21/2023	0.000000000	5.5647%
10/22/2023	0.000000000	5.5647%
10/23/2023	0.000152427	5.5635%
10/24/2023	0.000152567	5.5687%
10/25/2023	0.000152577	5.5691%
10/26/2023	0.000152603	5.5700%
10/27/2023	0.000458259	5.5755%
10/28/2023	0.000000000	5.5755%
10/29/2023	0.000000000	5.5755%
10/30/2023	0.000152709	5.5739%
10/31/2023	0.000152589	5.5695%

Performance results are shown net of all fees and expenses and reflect the reinvestment of dividends and other earnings. Many factors affect performance including changes in market conditions and interest rates and in response to other economic, political, or financial developments. Investment involves risk including the possible loss of principal. No assurance can be given that the performance objectives of a given strategy will be achieved. **Past performance is no guarantee of future results. Any financial and/or investment decision may incur losses.**



# Summary Statement

November 30, 2023

Page 1 of 5

Investor ID: TX-01-0484

0000358-0006550 PDF 594086


City of Navasota  
PO Box 910 200 E McAlpine  
Navasota, TX 77868

## Texas CLASS

### Texas CLASS

Average Monthly Yield: 5.5859%

		Beginning Balance	Contributions	Withdrawals	Income Earned	Income Earned YTD	Average Daily Balance	Month End Balance
TX-01-0484-0001	NAVASOTA 01	452,132.15	0.00	0.00	2,080.38	21,097.08	453,236.01	454,212.53
TX-01-0484-0002	ARPA	1,053,543.99	0.00	0.00	4,847.59	49,159.72	1,056,116.14	1,058,391.58
TX-01-0484-0006	Capital Fund 2022	7,071,549.30	0.00	0.00	32,537.85	329,967.38	7,088,814.03	7,104,087.15
TOTAL		8,577,225.44	0.00	0.00	39,465.82	400,224.18	8,598,166.18	8,616,691.26



# Account Statement

November 30, 2023

Page 2 of 5

Account Number: TX-01-0484-0001

NAVASOTA 01


## Account Summary

Average Monthly Yield: 5.5859%

	Beginning Balance	Contributions	Withdrawals	Income Earned	Income Earned YTD	Average Daily Balance	Month End Balance
Texas CLASS	452,132.15	0.00	0.00	2,080.38	21,097.08	453,236.01	454,212.53

## Transaction Activity

Transaction Date	Transaction Description	Contributions	Withdrawals	Balance	Transaction Number
11/01/2023	Beginning Balance			452,132.15	
11/30/2023	Income Dividend Reinvestment	2,080.38			
11/30/2023	Ending Balance			454,212.53	



# Account Statement

November 30, 2023

Page 3 of 5

Account Number: TX-01-0484-0002

## ARPA

## Account Summary


Average Monthly Yield: 5.5859%

	Beginning Balance	Contributions	Withdrawals	Income Earned	Income Earned YTD	Average Daily Balance	Month End Balance
Texas CLASS	1,053,543.99	0.00	0.00	4,847.59	49,159.72	1,056,116.14	1,058,391.58

## Transaction Activity

Transaction Date	Transaction Description	Contributions	Withdrawals	Balance	Transaction Number
11/01/2023	Beginning Balance			1,053,543.99	
11/30/2023	Income Dividend Reinvestment	4,847.59			
11/30/2023	Ending Balance			1,058,391.58	





Capital Fund 2022

Account Summary

Average Monthly Yield: 5.5859%

	Beginning Balance	Contributions	Withdrawals	Income Earned	Income Earned YTD	Average Daily Balance	Month End Balance
Texas CLASS	7,071,549.30	0.00	0.00	32,537.85	329,967.38	7,088,814.03	7,104,087.15

Transaction Activity

Transaction Date	Transaction Description	Contributions	Withdrawals	Balance	Transaction Number
11/01/2023	Beginning Balance			7,071,549.30	
11/30/2023	Income Dividend Reinvestment	32,537.85			
11/30/2023	Ending Balance			7,104,087.15	




## Texas CLASS

## Texas CLASS

Date	Dividend Rate	Daily Yield
11/01/2023	0.000152955	5.5826%
11/02/2023	0.000152960	5.5830%
11/03/2023	0.000459114	5.5859%
11/04/2023	0.000000000	5.5859%
11/05/2023	0.000000000	5.5859%
11/06/2023	0.000152731	5.5747%
11/07/2023	0.000152799	5.5772%
11/08/2023	0.000153045	5.5861%
11/09/2023	0.000153288	5.5950%
11/10/2023	0.000458586	5.5795%
11/11/2023	0.000000000	5.5795%
11/12/2023	0.000000000	5.5795%
11/13/2023	0.000152853	5.5787%
11/14/2023	0.000152985	5.5847%
11/15/2023	0.000153102	5.5883%
11/16/2023	0.000153098	5.5881%
11/17/2023	0.000459636	5.5923%
11/18/2023	0.000000000	5.5923%
11/19/2023	0.000000000	5.5923%
11/20/2023	0.000153112	5.5885%
11/21/2023	0.000153146	5.5899%
11/22/2023	0.000306226	5.5886%
11/23/2023	0.000000000	5.5886%
11/24/2023	0.000459240	5.5874%
11/25/2023	0.000000000	5.5874%
11/26/2023	0.000000000	5.5874%
11/27/2023	0.000153169	5.5848%
11/28/2023	0.000152994	5.5843%
11/29/2023	0.000153079	5.5874%
11/30/2023	0.000153220	5.5925%

Performance results are shown net of all fees and expenses and reflect the reinvestment of dividends and other earnings. Many factors affect performance including changes in market conditions and interest rates and in response to other economic, political, or financial developments. Investment involves risk including the possible loss of principal. No assurance can be given that the performance objectives of a given strategy will be achieved. **Past performance is no guarantee of future results. Any financial and/or investment decision may incur losses.**



# Summary Statement

December 31, 2023

Page 1 of 5

Investor ID: TX-01-0484

0000358-0006645 PDF 603931


City of Navasota  
PO Box 910 200 E McAlpine  
Navasota, TX 77868

## Texas CLASS

### Texas CLASS

Average Monthly Yield: 5.5744%

		Beginning Balance	Contributions	Withdrawals	Income Earned	Income Earned YTD	Average Daily Balance	Month End Balance
TX-01-0484-0001	NAVASOTA 01	454,212.53	0.00	0.00	2,155.47	23,252.55	455,365.50	456,368.00
TX-01-0484-0002	ARPA	1,058,391.58	0.00	0.00	5,022.61	54,182.33	1,061,078.18	1,063,414.19
TX-01-0484-0006	Capital Fund 2022	7,104,087.15	0.00	0.00	33,712.50	363,679.88	7,122,120.03	7,137,799.65
TOTAL		8,616,691.26	0.00	0.00	40,890.58	441,114.76	8,638,563.71	8,657,581.84



# Account Statement

December 31, 2023

Page 2 of 5

Account Number: TX-01-0484-0001

NAVASOTA 01


## Account Summary

Average Monthly Yield: 5.5744%

	Beginning Balance	Contributions	Withdrawals	Income Earned	Income Earned YTD	Average Daily Balance	Month End Balance
Texas CLASS	454,212.53	0.00	0.00	2,155.47	23,252.55	455,365.50	456,368.00

## Transaction Activity

Transaction Date	Transaction Description	Contributions	Withdrawals	Balance	Transaction Number
12/01/2023	Beginning Balance			454,212.53	
12/31/2023	Income Dividend Reinvestment	2,155.47			
12/31/2023	Ending Balance			456,368.00	



# Account Statement

December 31, 2023

Page 3 of 5

Account Number: TX-01-0484-0002

## ARPA


## Account Summary

Average Monthly Yield: 5.5744%

	Beginning Balance	Contributions	Withdrawals	Income Earned	Income Earned YTD	Average Daily Balance	Month End Balance
Texas CLASS	1,058,391.58	0.00	0.00	5,022.61	54,182.33	1,061,078.18	1,063,414.19

## Transaction Activity

Transaction Date	Transaction Description	Contributions	Withdrawals	Balance	Transaction Number
12/01/2023	Beginning Balance			1,058,391.58	
12/31/2023	Income Dividend Reinvestment	5,022.61			
12/31/2023	Ending Balance			1,063,414.19	



# Account Statement

December 31, 2023

Page 4 of 5

Account Number: TX-01-0484-0006

## Capital Fund 2022


## Account Summary

Average Monthly Yield: 5.5744%

	Beginning Balance	Contributions	Withdrawals	Income Earned	Income Earned YTD	Average Daily Balance	Month End Balance
Texas CLASS	7,104,087.15	0.00	0.00	33,712.50	363,679.88	7,122,120.03	7,137,799.65

## Transaction Activity

Transaction Date	Transaction Description	Contributions	Withdrawals	Balance	Transaction Number
12/01/2023	Beginning Balance			7,104,087.15	
12/31/2023	Income Dividend Reinvestment	33,712.50			
12/31/2023	Ending Balance			7,137,799.65	



## Texas CLASS

## Texas CLASS

Date	Dividend Rate	Daily Yield
12/01/2023	0.000459588	5.5917%
12/02/2023	0.000000000	5.5917%
12/03/2023	0.000000000	5.5917%
12/04/2023	0.000153417	5.5997%
12/05/2023	0.000153082	5.5875%
12/06/2023	0.000152974	5.5835%
12/07/2023	0.000152540	5.5677%
12/08/2023	0.000458346	5.5765%
12/09/2023	0.000000000	5.5765%
12/10/2023	0.000000000	5.5765%
12/11/2023	0.000152811	5.5779%
12/12/2023	0.000152697	5.5734%
12/13/2023	0.000152660	5.5727%
12/14/2023	0.000152817	5.5778%
12/15/2023	0.000458655	5.5803%
12/16/2023	0.000000000	5.5803%
12/17/2023	0.000000000	5.5803%
12/18/2023	0.000153572	5.5812%
12/19/2023	0.000152937	5.5822%
12/20/2023	0.000152837	5.5785%
12/21/2023	0.000152293	5.5587%
12/22/2023	0.000608776	5.5551%
12/23/2023	0.000000000	5.5551%
12/24/2023	0.000000000	5.5551%
12/25/2023	0.000000000	5.5551%
12/26/2023	0.000152305	5.5591%
12/27/2023	0.000152410	5.5630%
12/28/2023	0.000152637	5.5712%
12/29/2023	0.000457710	5.5688%
12/30/2023	0.000000000	5.5688%
12/31/2023	0.000000000	5.5688%

Performance results are shown net of all fees and expenses and reflect the reinvestment of dividends and other earnings. Many factors affect performance including changes in market conditions and interest rates and in response to other economic, political, or financial developments. Investment involves risk including the possible loss of principal. No assurance can be given that the performance objectives of a given strategy will be achieved. **Past performance is no guarantee of future results. Any financial and/or investment decision may incur losses.**

TexPool Participant Services  
1001 Texas Avenue, Suite 1150  
Houston, TX 77002



# Participant Statement

CITY OF NAVASOTA  
AP FUND II  
ATTN MARIBEL FRANK  
PO BOX 910  
NAVASOTA TX 77868-0910

**Statement Period** 10/01/2023 - 10/31/2023

Page 1 of 2

**Customer Service** 1-866-TEX-POOL  
**Location ID** 000079076  
**Investor ID** 000016023

## TexPool Update

Keep up to date with the latest market talk from our portfolio managers and strategists by visiting the Insights page of TexPool.com.

## TexPool Summary

Pool Name	Beginning Balance	Total Deposits	Total Withdrawals	Total Interest	Current Balance	Average Balance
Texas Local Government Investment Pool	\$139,144.63	\$0.00	\$0.00	\$633.31	\$139,777.94	\$139,165.06
<b>Total Dollar Value</b>	<b>\$139,144.63</b>	<b>\$0.00</b>	<b>\$0.00</b>	<b>\$633.31</b>	<b>\$139,777.94</b>	

## Portfolio Value

Pool Name	Pool/Account	Market Value (10/01/2023)	Share Price (10/31/2023)	Shares Owned (10/31/2023)	Market Value (10/31/2023)
Texas Local Government Investment Pool	449/7907600001	\$139,144.63	\$1.00	139,777.940	\$139,777.94
<b>Total Dollar Value</b>		<b>\$139,144.63</b>			<b>\$139,777.94</b>

## Interest Summary

Pool Name	Pool/Account	Month-to-Date Interest	Year-to-Date Interest
Texas Local Government Investment Pool	449/7907600001	\$633.31	\$5,617.29
<b>Total</b>		<b>\$633.31</b>	<b>\$5,617.29</b>



00151791



**Statement Period** 10/01/2023 - 10/31/2023

Page 2 of 2

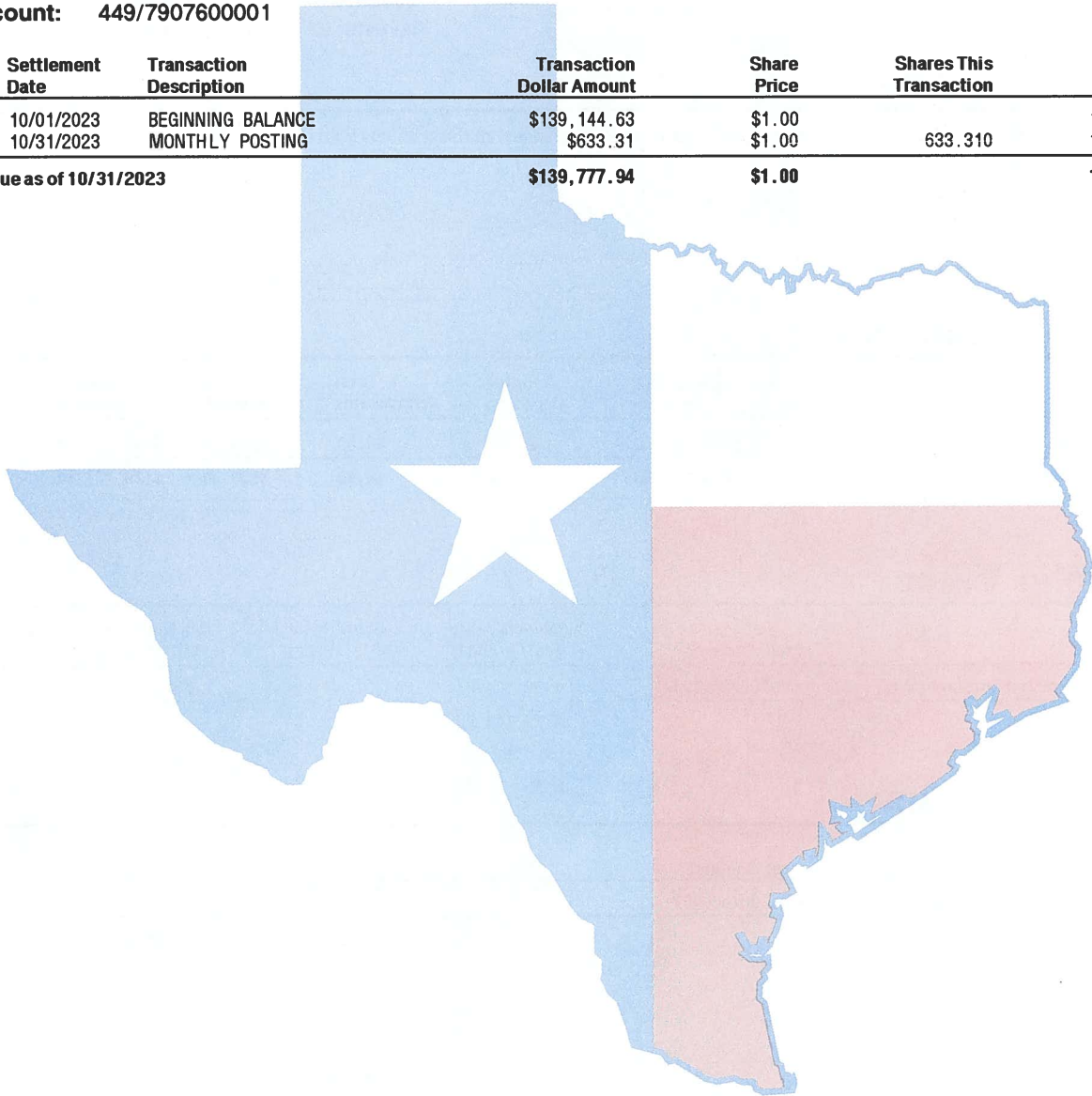
## Transaction Detail

### Texas Local Government Investment Pool

**Participant:** CITY OF NAVASOTA

**Pool/Account:** 449/7907600001

Transaction Date	Settlement Date	Transaction Description	Transaction Dollar Amount	Share Price	Shares This Transaction	Shares Owned
10/01/2023	10/01/2023	BEGINNING BALANCE	\$139,144.63	\$1.00		139,144.630
10/31/2023	10/31/2023	MONTHLY POSTING	\$633.31	\$1.00	633.310	139,777.940
<b>Account Value as of 10/31/2023</b>			<b>\$139,777.94</b>	<b>\$1.00</b>		<b>139,777.940</b>



TexPool Participant Services  
1001 Texas Avenue, Suite 1150  
Houston, TX 77002



# Participant Statement

CITY OF NAVASOTA  
AP FUND II  
ATTN MARIBEL FRANK  
PO BOX 910  
NAVASOTA TX 77868-0910

Statement Period 11/01/2023 - 11/30/2023

Page 1 of 2

Customer Service 1-866-TEX-POOL  
Location ID 000079076  
Investor ID 000016023

## TexPool Update

Keep up to date with the latest market talk from our portfolio managers and strategists by visiting the Insights page of TexPool.com.

## TexPool Summary

Pool Name	Beginning Balance	Total Deposits	Total Withdrawals	Total Interest	Current Balance	Average Balance
Texas Local Government Investment Pool	\$139,777.94	\$0.00	\$0.00	\$617.20	\$140,395.14	\$139,798.51
<b>Total Dollar Value</b>	<b>\$139,777.94</b>	<b>\$0.00</b>	<b>\$0.00</b>	<b>\$617.20</b>	<b>\$140,395.14</b>	

## Portfolio Value

Pool Name	Pool/Account	Market Value (11/01/2023)	Share Price (11/30/2023)	Shares Owned (11/30/2023)	Market Value (11/30/2023)
Texas Local Government Investment Pool	449/7907600001	\$139,777.94	\$1.00	140,395.140	\$140,395.14
<b>Total Dollar Value</b>		<b>\$139,777.94</b>			<b>\$140,395.14</b>

## Interest Summary

Pool Name	Pool/Account	Month-to-Date Interest	Year-to-Date Interest
Texas Local Government Investment Pool	449/7907600001	\$617.20	\$6,234.49
<b>Total</b>		<b>\$617.20</b>	<b>\$6,234.49</b>



Statement Period 11/01/2023 - 11/30/2023

Page 2 of 2

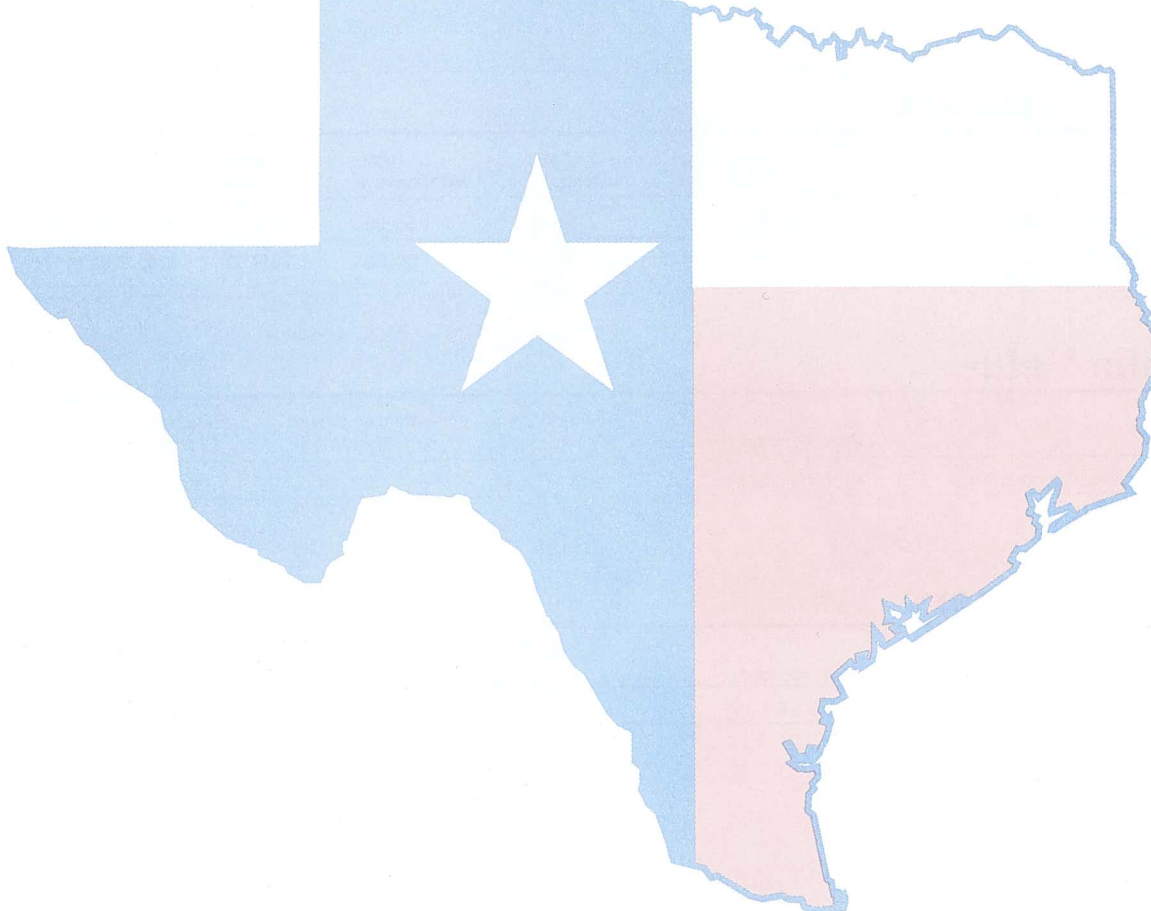
## Transaction Detail

### Texas Local Government Investment Pool

Participant: CITY OF NAVASOTA

Pool/Account: 449/7907600001

Transaction Date	Settlement Date	Transaction Description	Transaction Dollar Amount	Share Price	Shares This Transaction	Shares Owned
11/01/2023	11/01/2023	BEGINNING BALANCE	\$139,777.94	\$1.00		139,777.940
11/30/2023	11/30/2023	MONTHLY POSTING	\$617.20	\$1.00	617.200	140,395.140
Account Value as of 11/30/2023			\$140,395.14	\$1.00		140,395.140



TexPool Participant Services  
1001 Texas Avenue, Suite 1150  
Houston, TX 77002



CITY OF NAVASOTA  
AP FUND II  
ATTN MARIBEL FRANK  
PO BOX 910  
NAVASOTA TX 77868-0910

## Participant Statement

**Statement Period** 12/01/2023 - 12/31/2023

**Customer Service** 1-866-TEX-POOL  
**Location ID** 000079076  
**Investor ID** 000016023

## TexPool Update

Based on participant feedback, effective December 1, 2023, TexPool now offers direct check purchases into TexPool and TexPool Prime. Please contact TexPool Participant Services to learn more.

### TexPool Summary

Pool Name	Beginning Balance	Total Deposits	Total Withdrawals	Total Interest	Current Balance	Average Balance
Texas Local Government Investment Pool	\$140,395.14	\$0.00	\$0.00	\$640.24	\$141,035.38	\$140,457.10
<b>Total Dollar Value</b>	<b>\$140,395.14</b>	<b>\$0.00</b>	<b>\$0.00</b>	<b>\$640.24</b>	<b>\$141,035.38</b>	

## Portfolio Value

Pool Name	Pool/Account	Market Value (12/01/2023)	Share Price (12/31/2023)	Shares Owned (12/31/2023)	Market Value (12/31/2023)
Texas Local Government Investment Pool	449/7907600001	\$140,395.14	\$1.00	141,035.380	\$141,035.38
<b>Total Dollar Value</b>		<b>\$140,395.14</b>			<b>\$141,035.38</b>

## Interest Summary

Pool Name	Pool/Account	Month-to-Date Interest	Year-to-Date Interest
Texas Local Government Investment Pool	449/7907600001	\$640.24	\$6,874.73
<b>Total</b>		<b>\$640.24</b>	<b>\$6,874.73</b>

## Transaction Detail

### Texas Local Government Investment Pool

**Participant:** CITY OF NAVASOTA

**Pool/Account:** 449/7907600001

Transaction Date	Settlement Date	Transaction Description	Transaction Dollar Amount	Share Price	Shares This Transaction	Shares Owned
12/01/2023	12/01/2023	BEGINNING BALANCE	\$140,395.14	\$1.00		140,395.140
12/29/2023	12/29/2023	MONTHLY POSTING	\$640.24	\$1.00	640.240	141,035.380
<b>Account Value as of 12/31/2023</b>			<b>\$141,035.38</b>	<b>\$1.00</b>		<b>141,035.380</b>

ANNUAL INVESTMENTS SUMMARY  
FOR THE PERIOD ENDING 09/30/2023

THIS REPORT HAS BEEN PREPARED IN COMPLIANCE WITH THE INVESTMENT POLICY OF THE CITY OF NAVASOTA AND THE PFIA

---

INVESTMENT OFFICER  
CHIEF FINANCIAL OFFICER

---

INVESTMENT OFFICER  
CITY MANAGER

**ANNUAL INVESTMENTS SUMMARY  
FOR THE PERIOD ENDING 09/30/2023**

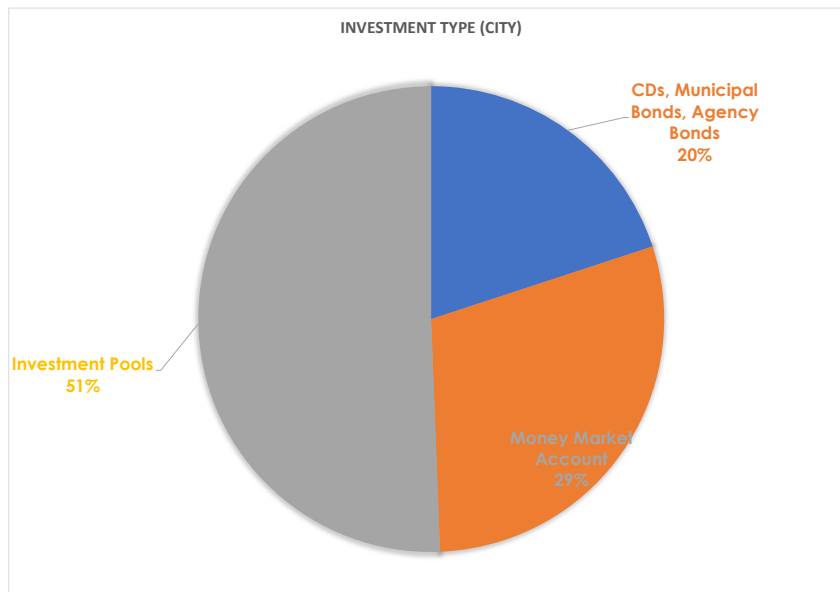
**INVESTMENTS FOR CITY - ROLLFORWARD**

<u>Custodian</u>	<u>Type</u>	<u>Identifier</u>	<u>Maturity Date</u>	<u>Account Name</u>	<u>9/30/2022</u> <u>Beginning</u> <u>Amount</u>	<u>Transferred</u>	<u>Matured</u>	<u>Interest</u> <u>Income</u>	<u>9/30/2023</u> <u>Ending</u> <u>Balance</u>
TIB Capital Markets									
	Certificates of Deposit								
		02007GNN9	2/10/2025	ALLY BANK CD	248,000	-	-	-	248,000
		02589ABL5	3/4/2024	AMERICAN EXPR NATL BK CD	248,000	-	-	-	248,000
		05580AE26	9/24/2024	BMW BANK NA CD	245,000	-	-	-	245,000
		05600XCP3	4/13/2026	BMO HARRIS BANK NA CD	245,000	-	-	-	245,000
		066519QT9	3/31/2026	BANKUNITED NA CD	245,000	-	-	-	245,000
		254673B70	4/28/2025	DISCOVER BK CD	246,000	-	-	-	246,000
		38149MA94	9/29/2026	GOLDMAN SACHS BANK CD	245,000	-	-	-	245,000
		48128UZC6	2/17/2026	JPMORGAN CHASE BK NA CD	245,000	-	-	-	245,000
		61768U4A2	4/29/2027	MORGAN STANLEY PRIVATE BK CD	246,000	-	-	-	246,000
		07371AXP3	2/10/2027	BEAL BK PLANO TX	248,000	-	-	-	248,000
	Total Certificates of Deposit				2,461,000	-	-	-	2,461,000
	Municipal Bonds								
		752754PG0	8/1/2025	RANDOLPH TWP NJ SD GO	235,865	-	-	-	235,865
		229831JL7	8/15/2025	CUERO TX ISD REF GP BDQ	292,375	-	-	-	292,375
		882806HH8	2/15/2026	TEXAS TECH UNIV REV TAX REF	486,375	-	-	-	486,375
	Total Municipal Bonds				1,014,615	-	-	-	1,014,615
	Agency Bonds								
		31418ANE4	12/1/2022	FNMA #MA1288	2,123	-	(2,123)	-	-
	Total CDs, Municipal Bonds, Agency Bonds				3,477,738	-	(2,123)	-	3,475,615
Citizens State Bank									
	Money Market Account								
		Account # 20035725	N/A		5,054,951	-	-	69,088	5,124,039
TexSTAR									
	Investment Pool								
		0930102200	N/A	AP Fund	132,673	-	-	6,139	138,812
TexasCLASS									
	Investment Pool								
		TX-01-0484-0001	N/A	Navasota 01	428,988	-	-	21,017	450,004
		TX-01-0484-0002	N/A	ARPA	999,614	-	-	48,972	1,048,586
		TX-01-0484-0006	N/A	Capital Projects 2022	-	6,760,000	-	278,270	7,038,270
TexPool									
	Investment Pool								
		449/7907600001	N/A	AP Fund II	132,982	-	-	6,163	139,145
	Total Investment Pools				1,694,256	6,760,000	-	360,561	8,814,817
TOTAL CITY INVESTMENTS					10,226,945	6,760,000	(2,123)	429,648	17,414,471

**ANNUAL INVESTMENTS SUMMARY  
FOR THE PERIOD ENDING 09/30/2023**

**INVESTMENTS FOR CITY - REPORTED BY TYPE**

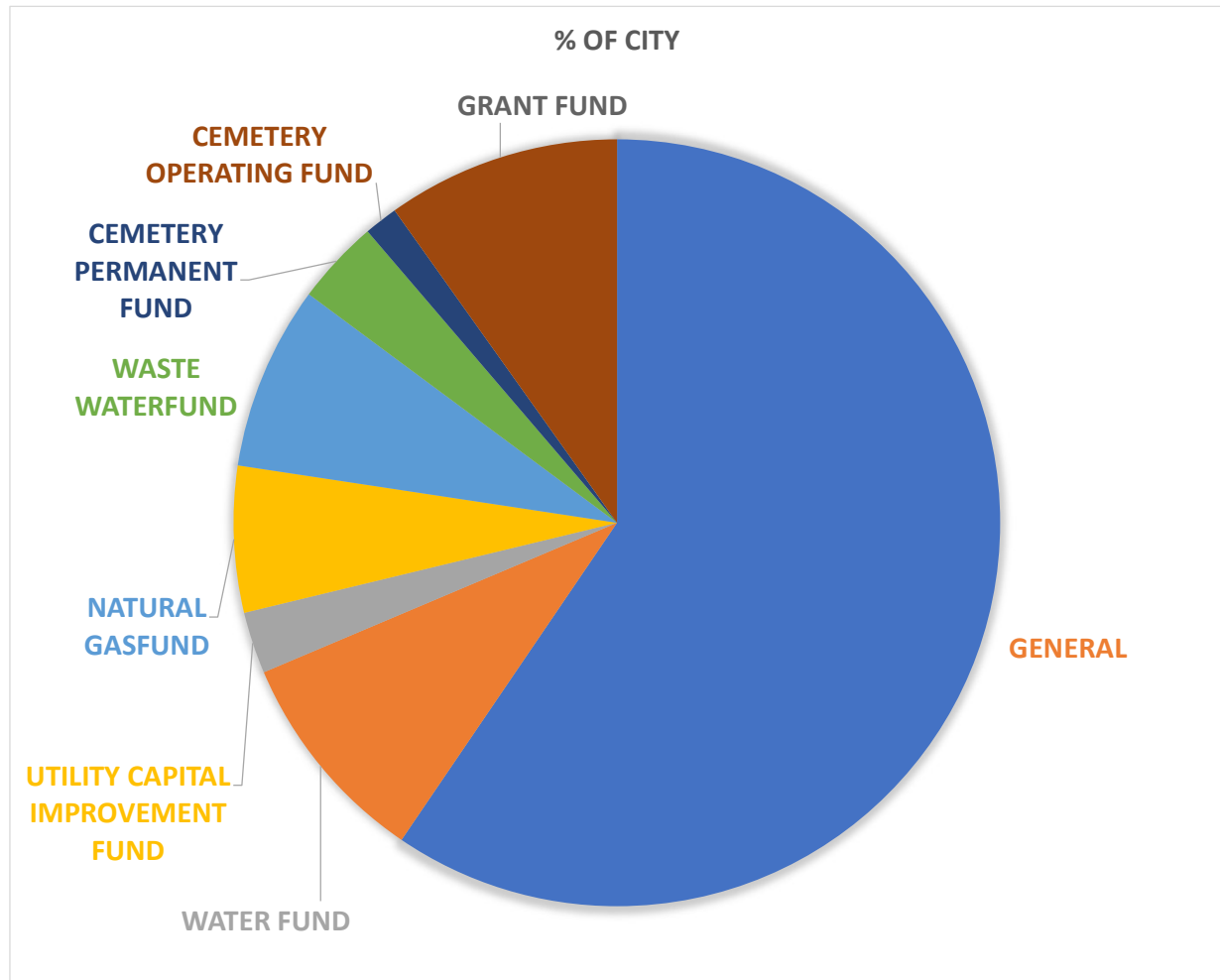
	<u>Custodian</u>	<u>Type</u>	<u>Identifier</u>	<u>Maturity Date</u>	<u>Account Name</u>	<u>Amount</u>	<u>% of City</u>	
TIB Capital Markets								
		<b>Certificates of Deposit</b>						
			02007GNN9	2/10/2025	ALLY BANK CD	248,000		
			02589ABL5	3/4/2024	AMERICAN EXPR NATL BK CD	248,000		
			05580AE26	9/24/2024	BMW BANK NA CD	245,000		
			05600XCP3	4/13/2026	BMO HARRIS BANK NA CD	245,000		
			066519QT9	3/31/2026	BANKUNITED NA CD	245,000		
			254673B70	4/28/2025	DISCOVER BK CD	246,000		
			38149MA94	9/29/2026	GOLDMAN SACHS BANK CD	245,000		
			48128UZC6	2/17/2026	JPMORGAN CHASE BK NA CD	245,000		
			61768U4A2	4/29/2027	MORGAN STANLEY PRIVATE BK CD	246,000		
			07371AXP3	2/10/2027	BEAL BK PLANO TX	248,000		
			<b>Total Certificates of Deposit</b>				2,461,000	
		<b>Municipal Bonds</b>						
			752754PG0	8/1/2025	RANDOLPH TWP NJ SD GO	235,865		
			229831JL7	8/15/2025	CUERO TX ISD REF GP BDQ	292,375		
			882806HH8	2/15/2026	TEXAS TECH UNIV REV TAX REF	486,375		
			<b>Total Municipal Bonds</b>				1,014,615	
		<b>Agency Bonds</b>						
			31418ANE4	12/1/2022	FNMA #MA1288	-		
			<b>Total CDs, Municipal Bonds, Agency Bonds</b>				3,475,615	20%
Citizens State Bank								
		<b>Money Market Account</b>						
			Account # 20035725	N/A		5,124,039	29%	
TexSTAR								
		<b>Investment Pool</b>						
			0930102200	N/A	AP Fund	138,812		
TexasCLASS								
		<b>Investment Pool</b>						
			TX-01-0484-0001	N/A	Navasota 01	450,004		
			TX-01-0484-0002	N/A	ARPA	1,048,586		
			TX-01-0484-0006	N/A	Capital Projects 2022	7,038,270		
TexPool								
		<b>Investment Pool</b>						
			449/7907600001	N/A	AP Fund II	139,145		
			<b>Total Investment Pools</b>				8,814,817	51%
<b>TOTAL CITY INVESTMENTS</b>						<b>17,414,471</b>		



**ANNUAL INVESTMENTS SUMMARY  
FOR THE PERIOD ENDING 09/30/2023**

**INVESTMENTS FOR CITY - REPORTED BY FUND**

<u>Fund #</u>	<u>Fund Name</u>	<u>Amount</u>	<u>% of City</u>
100	GENERAL	6,101,006.45	36%
200	WATER FUND	936,028.24	5%
210	UTILITY CAPITAL IMPROVEMENT FUND	266,798.09	2%
300	NATURAL GAS FUND	632,836.68	4%
400	WASTE WATER FUND	795,398.98	5%
520	CEMETERY PERMANENT FUND	366,466.71	2%
525	CEMETERY OPERATING FUND	146,176.72	1%
540	GRANT FUND	1,009,231.86	6%
905	CAPITAL PROJECTS	6,774,119.77	40%
		<u>17,028,063.50</u>	<u>100%</u>







## REQUEST FOR CITY COUNCIL AGENDA ITEM #8

Agenda Date Requested: <u>January 22, 2024</u>	<b>Appropriation</b>	
Requested By: <u>Susie Homeyer, City Secretary</u>	Source of Funds:	<u>N/A</u>
Department: <u>Administration</u>	Account Number:	<u>N/A</u>
<input type="radio"/> Report <input type="radio"/> Resolution <input checked="" type="radio"/> Ordinance	Amount Budgeted:	<u>N/A</u>
	Amount Requested:	<u>N/A</u>
	Budgeted Item:	<input type="radio"/> Yes <input checked="" type="radio"/> No

**Exhibits:** Ordinance No. 1037-23; Revenues & Expenditures Report for December 2023

### AGENDA ITEM #8

**Consent Agenda:** The following items may be acted upon with one motion and vote. No separate discussion or action is necessary unless requested by the Mayor or City Councilmember, in which event the item will be removed from the Consent Agenda for separate discussion and/or action by the City Council as part of the regular agenda.

**Consent agenda are:**

- A. Approve the second reading of Ordinance No. 1038-24, authorizing participation with Entergy Service Area Cities in matters concerning Entergy Texas, Inc. at the Public Utility Commission of Texas in 2024 and authorizing the hiring of lawyers and rate experts.**
- B. Approve the Revenues & Expenditures Summary Report as of December 2023.**

### SUMMARY & RECOMMENDATION

Consent agenda items may be acted upon with one motion and vote. No separate discussion or action is necessary unless requested by the Mayor or City Councilmember, in which event the item will be removed from the Consent Agenda for separate discussion and/or action by the City Council as part of the regular agenda.

- A. Staff have placed the second reading of Ordinance No.1038-24, authorizing participation with Entergy Service Area Cities in matters concerning Entergy Texas, Inc. at the Public Utility Commission of Texas in 2024 and authorizing the hiring of lawyers and rate experts on the consent agenda; and
- B. Staff have placed the revenues and expenditures summary report as of December 2023 on the consent agenda. Staff is in the process of preparing

better user-friendly monthly financial reporting that will allow users to better understand the monthly revenues, expenditures, and other financial related statistical data.


---

**ACTION REQUIRED BY CITY COUNCIL**

**Approve the consent agenda: The second reading of Ordinance No. 1038-23, and the revenues and expenditures for December 2023.**

---

**Approved for the City Council meeting agenda.**

  
\_\_\_\_\_  
Jason B. Weeks, City Manager

1/17/24  
\_\_\_\_\_  
Date

**ORDINANCE NO. 1038-24**

**AN ORDINANCE OF THE CITY COUNCIL OF NAVASOTA, TEXAS, AUTHORIZING PARTICIPATION WITH OTHER ENTERGY SERVICE AREA CITIES IN MATTERS CONCERNING ENTERGY TEXAS, INC. AT THE PUBLIC UTILITY COMMISSION OF TEXAS IN 2024; AUTHORIZING THE HIRING OF LAWYERS AND RATE EXPERTS; AUTHORIZING THE CITY'S PARTICIPATION TO THE FULL EXTENT PERMITTED BY LAW AT THE PUBLIC UTILITY COMMISSION OF TEXAS; FINDING THAT THE MEETING COMPLIES WITH THE OPEN MEETINGS ACT; AND DECLARING AN EFFECTIVE DATE**

**WHEREAS**, Cities have exclusive original jurisdiction over rates, operations, and services of an electric utility in areas in the municipality pursuant to *Tex. Util. Code* § 33.001; and

**WHEREAS**, Cities have standing in each case before the Public Utility Commission of Texas that relates to an electric utility providing service in the municipality pursuant to *Tex. Util. Code* § 33.025; and

**WHEREAS**, Entergy Texas, Inc. ("ETI" or "Company") is expected to litigate rate change requests in various proceedings before the Public Utility Commission of Texas ("Commission") or before municipalities in 2024, which may include (1) a base rate case, (2) rate proceedings or cost adjustments such as a transmission cost recovery rider, a distribution cost recovery rider, a generation cost recovery rider, energy efficiency cost recovery factor, or storm restoration cost or offset true-ups, (3) and various fuel cost refunds or surcharges and reconciliations; and

**WHEREAS**, ETI is scheduled to file fuel factor proceedings at the Commission in February and August 2024, and may file other fuel proceedings to reconcile, refund, or surcharge fuel charges; and

**WHEREAS**, ETI is expected to file its annual proceeding with the Commission to recover costs incurred in association with its Energy Efficiency Plan as well as reconcile past costs; and

**WHEREAS**, Cities have the statutory right to set fair and reasonable rates for both the Company and customers within Cities; and

**WHEREAS,** Cities are entitled to reimbursement by the utility of their reasonable rate case expenses to participate in cases that are deemed rate proceedings pursuant to *Tex. Util. Code* § 33.023.

**NOW, THEREFORE, BE IT ORDAINED BY THE CITY COUNCIL OF THE CITY OF NAVASOTA, TEXAS, that:**

**SECTION 1.** The City of Navasota shall participate with other Cities to intervene in ETI's various rate filings related to the various fuel cost surcharges and reconciliations, any interim or incremental surcharge proceedings or surcharge adjustments, and for any base rate adjustment proceedings or cost of service adjustments filed with the Commission or with municipalities in 2024.

**SECTION 2.** The City of Navasota employs the Lawton Law Firm P.C. to represent the City regarding the ETI rate matters before local regulatory authorities and the Commission and authorizes counsel to employ rate experts as are recommended by the Cities' Steering Committee to intervene in fuel or rate related proceedings at the Commission concerning ETI's rates charged to Texas customers.

**SECTION 3.** All such actions shall be taken pursuant to the direction of the Cities' Steering Committee. Cities' Steering Committee shall have authority to retain rate consultants and lawyers. Cities' Steering Committee shall direct the actions of Cities' representatives in the above proceedings. The Steering Committee is directed to obtain reimbursement from ETI of all reasonable expenses associated with participation in said proceedings.

**SECTION 4.** The meeting at which this Ordinance was approved was in all things conducted in strict compliance with the Texas Open Meetings Act, Texas Government Code, Chapter 551.

**SECTION 5.** This Ordinance shall be effective from and after the date of its passage.

**PASSED by \_\_\_\_\_ vote of the City Council of the City of \_\_\_\_\_, Texas, this 8<sup>th</sup> day of January 2024.**

**THE CITY OF NAVASOTA, TEXAS**

**By: \_\_\_\_\_  
BERT MILLER, MAYOR**

**ATTEST:**

\_\_\_\_\_  
**SUSIE M. HOMEYER, CITY SECRETARY**

**PASSED by \_\_\_\_\_ vote of the City Council of the City of  
\_\_\_\_\_, Texas, this 22<sup>ND</sup> day of January 2024.**

**THE CITY OF NAVASOTA, TEXAS**

**By: \_\_\_\_\_  
BERT MILLER, MAYOR**

**ATTEST:**

\_\_\_\_\_  
**SUSIE M. HOMEYER, CITY SECRETARY**

CITY OF NAVASOTA  
REVENUE & EXPENSE REPORT (UNAUDITED)  
AS OF: DECEMBER 31ST, 2023

100-GENERAL  
FINANCIAL SUMMARY

	CURRENT BUDGET	CURRENT PERIOD	YEAR TO DATE ACTUAL	TOTAL ENCUMBERED	BUDGET BALANCE	% YTD BUDGET
--	-------------------	-------------------	------------------------	---------------------	-------------------	-----------------

REVENUE SUMMARY

TAXES AND OTHER GOVERNMT	10,295,872	384,466.36	415,154.60	0.00	9,880,717.40	4.03
COURT FINE AND FEE	179,840	10,967.80	43,090.70	0.00	136,749.30	23.96
DEVELOPMENT SERVICES	218,000	34,521.55	103,682.30	0.00	114,317.70	47.56
CITY UTILITIES	2,264,910	186,303.05	565,640.61	0.00	1,699,269.39	24.97
LIBRARY	26,350	1,037.70	3,599.80	0.00	22,750.20	13.66
PUBLIC SAFETY	364,746	42,763.03	154,701.03	0.00	210,044.97	42.41
TOURISM	142,775	100.00	100.00	0.00	142,675.00	0.07
PARKS AND REC	93,400	5,543.00	14,625.20	0.00	78,774.80	15.66
MISCELLANEOUS	50,500	17,106.79	22,778.09	0.00	27,721.91	45.11
TOTAL REVENUES	13,636,393	682,809.28	1,323,372.33	0.00	12,313,020.67	9.70

EXPENDITURE SUMMARY

NON-DEPARTMENTAL						
PERSONNEL SERVICES	221,161	0.00	0.00	0.00	221,161.00	0.00
TRANSFERS OUT	124,417	0.00	0.00	0.00	124,417.00	0.00
BOND & LOAN DEBT	0	0.00	0.00	0.00	0.00	0.00
MISCELLANEOUS	0	0.00	0.00	0.00	0.00	0.00
TOTAL NON-DEPARTMENTAL	345,578	0.00	0.00	0.00	345,578.00	0.00

SANITATION

PERSONNEL SERVICES	60,340	4,101.82	15,078.81	0.00	45,261.32	24.99
MATERIALS & SUPPLIES	9,000	1,992.22	2,435.85	12.99	6,551.16	27.21
MAINTENANCE & SERVICES	1,319,450	103,253.07	211,621.74	32.99	1,107,795.27	16.04
UTILITIES	200	22.04	69.39	0.00	130.61	34.70
BOND & LOAN DEBT	0	0.00	0.00	0.00	0.00	0.00
MISCELLANEOUS	0	0.00	0.00	0.00	0.00	0.00
CAPITAL OUTLAY	200,589	0.00	0.00	0.00	200,589.00	0.00
TOTAL SANITATION	1,589,579	109,369.15	229,205.79	45.98	1,360,327.36	14.42

STREET

PERSONNEL SERVICES	579,354	33,213.81	116,477.84	0.00	462,876.64	20.10
MATERIALS & SUPPLIES	45,000	3,303.63	5,293.20	1,731.39	37,975.41	15.61
MAINTENANCE & SERVICES	469,300	13,193.59	26,821.44	622.14	441,856.42	5.85
UTILITIES	97,000	8,055.78	23,770.03	0.00	73,229.97	24.51
PROFESSIONAL FEES	60,000	0.00	0.00	0.00	60,000.00	0.00
BOND & LOAN DEBT	0	0.00	0.00	0.00	0.00	0.00
CAPITAL OUTLAY	132,286	2,766.45	9,185.47	0.00	123,100.53	6.94
TOTAL STREET	1,382,940	60,533.26	181,547.98	2,353.53	1,199,038.97	13.30

CITY OF NAVASOTA  
REVENUE & EXPENSE REPORT (UNAUDITED)  
AS OF: DECEMBER 31ST, 2023

100-GENERAL  
FINANCIAL SUMMARY

	CURRENT BUDGET	CURRENT PERIOD	YEAR TO DATE ACTUAL	TOTAL ENCUMBERED	BUDGET BALANCE	% YTD BUDGET
VEHICLE & EQUIP SERVICES						
PERSONNEL SERVICES	109,612	7,477.38	25,835.28	0.00	83,776.46	23.57
MATERIALS & SUPPLIES	11,500	701.97	1,057.88	149.78	10,292.34	10.50
MAINTENANCE & SERVICES	7,900	466.49	731.26	68.67	7,100.07	10.13
UTILITIES	4,500	234.55	878.05	0.00	3,621.95	19.51
MISCELLANEOUS	0	0.00	0.00	0.00	0.00	0.00
CAPITAL OUTLAY	10,776	897.63	2,692.89	0.00	8,083.11	24.99
TOTAL VEHICLE & EQUIP SERVICES	144,288	9,778.02	31,195.36	218.45	112,873.93	21.77
SWIMMING POOL						
PERSONNEL SERVICES	65,432	0.00	984.27	0.00	64,447.36	1.50
MATERIALS & SUPPLIES	17,000	0.00	0.00	0.00	17,000.00	0.00
MAINTENANCE & SERVICES	31,232	0.00	4,495.00	0.00	26,737.00	14.39
UTILITIES	10,000	977.42	2,968.45	0.00	7,031.55	29.68
CAPITAL OUTLAY	0	0.00	0.00	0.00	0.00	0.00
TOTAL SWIMMING POOL	123,664	977.42	8,447.72	0.00	115,215.91	6.83
PARKS & RECREATION MAINT						
PERSONNEL SERVICES	159,383	4,257.87	19,350.11	0.00	140,033.29	12.14
MATERIALS & SUPPLIES	21,300	968.89	2,634.84	226.17	18,438.99	13.43
MAINTENANCE & SERVICES	356,319	44,950.99	82,030.80	365.26	273,922.94	23.12
UTILITIES	50,000	2,352.96	7,433.36	0.00	42,566.64	14.87
PROFESSIONAL FEES	5,000	0.00	0.00	0.00	5,000.00	0.00
CAPITAL OUTLAY	18,624	2,105.39	6,323.67	0.00	12,300.33	33.95
TOTAL PARKS & RECREATION MAINT	610,626	54,636.10	117,772.78	591.43	492,262.19	19.38
PARKS & RECREATION						
PERSONNEL SERVICES	122,124	7,860.46	24,686.45	0.00	97,437.82	20.21
MATERIALS & SUPPLIES	30,475	0.00	5,993.49	0.00	24,481.51	19.67
MAINTENANCE & SERVICES	5,250	0.00	135.12	0.00	5,114.88	2.57
UTILITIES	0	0.00	0.00	0.00	0.00	0.00
PROFESSIONAL FEES	0	0.00	0.00	0.00	0.00	0.00
BOND & LOAN DEBT	5,625	0.00	2,837.15	0.00	2,787.85	50.44
MISCELLANEOUS	0	0.00	0.00	0.00	0.00	0.00
CAPITAL OUTLAY	12,275	0.00	0.00	0.00	12,275.00	0.00
TOTAL PARKS & RECREATION	175,749	7,860.46	33,652.21	0.00	142,097.06	19.15
AIRPORT						
MATERIALS & SUPPLIES	200	0.00	0.00	0.00	200.00	0.00
MAINTENANCE & SERVICES	58,000	375.00	5,336.78	0.00	52,663.22	9.20
UTILITIES	3,000	226.97	660.99	0.00	2,339.01	22.03
PROFESSIONAL FEES	0	0.00	0.00	0.00	0.00	0.00
MISCELLANEOUS	0	0.00	0.00	0.00	0.00	0.00
CAPITAL OUTLAY	0	0.00	0.00	0.00	0.00	0.00
TOTAL AIRPORT	61,200	601.97	5,997.77	0.00	55,202.23	9.80

CITY OF NAVASOTA  
REVENUE & EXPENSE REPORT (UNAUDITED)  
AS OF: DECEMBER 31ST, 2023

100-GENERAL  
FINANCIAL SUMMARY

	CURRENT BUDGET	CURRENT PERIOD	YEAR TO DATE ACTUAL	TOTAL ENCUMBERED	BUDGET BALANCE	% YTD BUDGET
<b>POLICE</b>						
PERSONNEL SERVICES	2,856,833	187,665.65	617,111.86	0.00	2,239,720.72	21.60
MATERIALS & SUPPLIES	281,085	8,499.92	25,823.97	19.99	255,241.04	9.19
MAINTENANCE & SERVICES	140,114	1,993.03	12,373.71	1,703.46	126,036.83	10.05
PROFESSIONAL FEES	4,700	600.00	600.00	0.00	4,100.00	12.77
CAPITAL OUTLAY	337,562	15,930.55	37,268.54	0.00	300,293.46	11.04
TOTAL POLICE	3,620,294	214,689.15	693,178.08	1,723.45	2,925,392.05	19.19
<b>FIRE</b>						
PERSONNEL SERVICES	1,085,657	62,826.68	211,688.68	0.00	873,968.79	19.50
MATERIALS & SUPPLIES	58,300	1,814.60	8,391.98	160.04	49,747.98	14.67
MAINTENANCE & SERVICES	190,182	11,282.24	22,207.29	1,273.98	166,700.73	12.35
UTILITIES	6,000	456.44	1,759.54	0.00	4,240.46	29.33
PROFESSIONAL FEES	0	0.00	0.00	0.00	0.00	0.00
BOND & LOAN DEBT	0	0.00	0.00	0.00	0.00	0.00
CAPITAL OUTLAY	195,010	68,971.64	70,490.68	0.00	124,519.32	36.15
TOTAL FIRE	1,535,149	145,351.60	314,538.17	1,434.02	1,219,177.28	20.58
<b>ANIMAL CONTROL</b>						
PERSONNEL SERVICES	98,196	5,544.99	20,944.75	0.00	77,251.24	21.33
MATERIALS & SUPPLIES	8,000	208.30	773.87	40.52	7,185.61	10.18
MAINTENANCE & SERVICES	10,150	1,585.80	1,861.25	0.00	8,288.75	18.34
UTILITIES	4,000	1,237.95	1,237.82	0.00	2,762.18	30.95
CAPITAL OUTLAY	6,076	550.31	1,650.93	0.00	4,425.07	27.17
TOTAL ANIMAL CONTROL	126,422	8,237.35	26,468.62	40.52	99,912.85	20.97
<b>MUNICIPAL COURT</b>						
PERSONNEL SERVICES	98,651	7,494.74	24,409.74	0.00	74,241.25	24.74
MATERIALS & SUPPLIES	3,000	402.43	449.65	0.00	2,550.35	14.99
MAINTENANCE & SERVICES	0	0.00	0.00	0.00	0.00	0.00
MISCELLANEOUS	3,500	0.00	36.00	0.00	3,464.00	1.03
TOTAL MUNICIPAL COURT	105,151	7,897.17	24,895.39	0.00	80,255.60	23.68
<b>EMERGENCY MANAGEMENT</b>						
PERSONNEL SERVICES	0	0.00	0.00	0.00	0.00	0.00
MATERIALS & SUPPLIES	500	0.00	0.00	0.00	500.00	0.00
MAINTENANCE & SERVICES	2,600	0.00	1,737.00	0.00	863.00	66.81
TOTAL EMERGENCY MANAGEMENT	3,100	0.00	1,737.00	0.00	1,363.00	56.03
<b>LIBRARY</b>						
PERSONNEL SERVICES	152,800	9,443.85	29,033.46	0.00	123,766.41	19.00
MATERIALS & SUPPLIES	5,400	39.72	1,066.01	0.00	4,333.99	19.74
MAINTENANCE & SERVICES	45,000	134.00	233.75	13.17	44,753.08	0.55
UTILITIES	6,400	499.39	1,800.19	0.00	4,599.81	28.13
BOND & LOAN DEBT	1,474	0.00	743.61	0.00	730.39	50.45
CAPITAL OUTLAY	10,500	191.60	2,979.12	0.00	7,520.88	28.37
TOTAL LIBRARY	221,574	10,308.56	35,856.14	13.17	185,704.56	16.19



CITY OF NAVASOTA  
REVENUE & EXPENSE REPORT (UNAUDITED)  
AS OF: DECEMBER 31ST, 2023

100-GENERAL  
FINANCIAL SUMMARY

	CURRENT BUDGET	CURRENT PERIOD	YEAR TO DATE ACTUAL	TOTAL ENCUMBERED	BUDGET BALANCE	% YTD BUDGET
CITY COUNCIL						
PERSONNEL SERVICES	16,396	0.00	5,297.54	0.00	11,098.46	32.31
MATERIALS & SUPPLIES	12,615	0.00	7,545.91	0.00	5,069.09	59.82
PROFESSIONAL FEES	356,867	19,848.89	37,283.81	0.00	319,583.19	10.45
MISCELLANEOUS	11,535	1,167.00	1,278.25	0.00	10,256.75	11.08
TOTAL CITY COUNCIL	397,413	21,015.89	51,405.51	0.00	346,007.49	12.94
GENERAL ADMINISTRATION						
PERSONNEL SERVICES	554,270	36,232.95	111,101.01	0.00	443,168.61	20.04
MATERIALS & SUPPLIES	11,500	321.65	1,575.77	0.00	9,924.23	13.70
PROFESSIONAL FEES	11,800	0.00	15,000.00	0.00	( 3,200.00)	127.12
CAPITAL OUTLAY	263,814	0.00	3,890.00	0.00	259,924.00	1.47
TOTAL GENERAL ADMINISTRATION	841,384	36,554.60	131,566.78	0.00	709,816.84	15.64
KEEP NAVASOTA BEAUTIFUL						
PERSONNEL SERVICES	200	0.00	0.00	0.00	200.00	0.00
MATERIALS & SUPPLIES	4,000	0.00	0.00	0.00	4,000.00	0.00
TOTAL KEEP NAVASOTA BEAUTIFUL	4,200	0.00	0.00	0.00	4,200.00	0.00
CITY HALL						
PERSONNEL SERVICES	232,771	6,851.75	176,939.71	0.00	55,831.78	76.01
MATERIALS & SUPPLIES	45,500	3,062.95	7,161.66	681.69	37,656.65	17.24
MAINTENANCE & SERVICES	102,000	6,355.65	17,685.10	151.09	84,163.81	17.49
UTILITIES	40,000	3,115.32	9,844.17	0.00	30,155.83	24.61
PROFESSIONAL FEES	600	0.00	300.00	0.00	300.00	50.00
BOND & LOAN DEBT	16,339	0.00	8,240.75	0.00	8,098.25	50.44
CAPITAL OUTLAY	10,481	1,881.49	3,717.55	0.00	6,763.45	35.47
TOTAL CITY HALL	447,691	21,267.16	223,888.94	832.78	222,969.77	50.20
ECONOMIC DEVELOPMENT						
PERSONNEL SERVICES	115,546	10,219.03	29,928.18	0.00	85,617.98	25.90
MATERIALS & SUPPLIES	890	0.00	0.00	0.00	890.00	0.00
PROFESSIONAL FEES	154	0.00	0.00	0.00	154.00	0.00
MISCELLANEOUS	725	0.00	0.00	0.00	725.00	0.00
TOTAL ECONOMIC DEVELOPMENT	117,315	10,219.03	29,928.18	0.00	87,386.98	25.51
DEVELOPMENT SERVICES						
PERSONNEL SERVICES	392,618	23,557.50	69,265.15	0.00	323,352.67	17.64
MATERIALS & SUPPLIES	5,100	301.14	653.01	0.00	4,446.99	12.80
MAINTENANCE & SERVICES	58,450	1,509.04	3,662.34	0.00	54,787.66	6.27
PROFESSIONAL FEES	92,000	75,786.07	78,536.07	0.00	13,463.93	85.37
CAPITAL OUTLAY	17,929	994.09	2,982.27	0.00	14,946.73	16.63
TOTAL DEVELOPMENT SERVICES	566,097	102,147.84	155,098.84	0.00	410,997.98	27.40

CITY OF NAVASOTA  
REVENUE & EXPENSE REPORT (UNAUDITED)  
AS OF: DECEMBER 31ST, 2023

100-GENERAL  
FINANCIAL SUMMARY

	CURRENT BUDGET	CURRENT PERIOD	YEAR TO DATE ACTUAL	TOTAL ENCUMBERED	BUDGET BALANCE	% YTD BUDGET
TOURISM						
PERSONNEL SERVICES	0	0.00	0.00	0.00	0.00	0.00
MATERIALS & SUPPLIES	536,105	25,027.25	104,882.82	116.13	431,106.05	19.59
MAINTENANCE & SERVICES	26,300	0.00	8,205.28	0.00	18,094.72	31.20
MISCELLANEOUS	39,800	0.00	0.00	0.00	39,800.00	0.00
TOTAL TOURISM	602,205	25,027.25	113,088.10	116.13	489,000.77	18.80
MARKETING&COMMUNICATIONS						
PERSONNEL SERVICES	192,897	7,444.18	20,422.46	0.00	172,474.64	10.59
MATERIALS & SUPPLIES	23,719	179.99	263.44	0.00	23,455.56	1.11
MAINTENANCE & SERVICES	41,278	0.00	0.00	0.00	41,278.00	0.00
MISCELLANEOUS	8,000	0.00	0.00	0.00	8,000.00	0.00
TOTAL MARKETING&COMMUNICATIONS	265,894	7,624.17	20,685.90	0.00	245,208.20	7.78
FINANCIAL SERVICES						
PERSONNEL SERVICES	588,896	39,977.37	129,752.79	0.00	459,143.09	22.03
MATERIALS & SUPPLIES	3,300	250.43	2,115.97	38.97	1,145.06	65.30
MAINTENANCE & SERVICES	95,956	10,287.85	37,687.57	0.00	58,268.43	39.28
UTILITIES	0	0.00	0.00	0.00	0.00	0.00
PROFESSIONAL FEES	187,338	35,642.00	35,641.75	0.00	151,696.25	19.03
BOND & LOAN DEBT	500	500.00	500.00	0.00	0.00	100.00
MISCELLANEOUS	5,600	0.00	93,268.44	0.00	87,668.44	1,665.51
CAPITAL OUTLAY	0	0.00	0.00	0.00	0.00	0.00
TOTAL FINANCIAL SERVICES	881,590	86,657.65	298,966.52	38.97	582,584.39	33.92
HUMAN RESOURCES						
PERSONNEL SERVICES	94,861	6,345.34	20,372.23	0.00	74,488.69	21.48
MATERIALS & SUPPLIES	3,120	0.00	73.33	0.00	3,046.67	2.35
PROFESSIONAL FEES	55,808	14,395.70	19,479.04	0.00	36,328.96	34.90
MISCELLANEOUS	14,407	1,254.02	8,558.84	0.00	5,848.16	59.41
TOTAL HUMAN RESOURCES	168,196	21,995.06	48,483.44	0.00	119,712.48	28.83
TECHNOLOGY						
PERSONNEL SERVICES	84,168	5,071.62	16,946.25	0.00	67,221.52	20.13
MATERIALS & SUPPLIES	3,000	154.15	607.95	13.77	2,378.28	20.72
MAINTENANCE & SERVICES	303,797	33,584.83	54,899.61	0.00	248,897.39	18.07
UTILITIES	137,617	12,564.84	37,456.07	0.00	100,160.93	27.22
MISCELLANEOUS	0	0.00	0.00	0.00	0.00	0.00
CAPITAL OUTLAY	139,239	557.10	17,612.02	0.00	121,626.98	12.65
TOTAL TECHNOLOGY	667,821	51,932.54	127,521.90	13.77	540,285.10	19.10

100-GENERAL  
FINANCIAL SUMMARY

CITY OF NAVASOTA  
REVENUE & EXPENSE REPORT (UNAUDITED)  
AS OF: DECEMBER 31ST, 2023

	CURRENT BUDGET	CURRENT PERIOD	YEAR TO DATE ACTUAL	TOTAL ENCUMBERED	BUDGET BALANCE	% YTD BUDGET
WATER PRODUCTION						
MISCELLANEOUS	0	0.00	0.00	0.00	0.00	0.00
TOTAL WATER PRODUCTION	0	0.00	0.00	0.00	0.00	0.00
TOTAL EXPENDITURES	15,005,120	1,014,681.40	2,905,127.12	7,422.20	12,092,570.99	19.41
REVENUE OVER/ (UNDER) EXPENDITURES	( 1,368,727) (	331,872.12) (	1,581,754.79) (	7,422.20)	220,449.68	116.11

CITY OF NAVASOTA  
REVENUE & EXPENSE REPORT (UNAUDITED)  
AS OF: DECEMBER 31ST, 2023

200-WATER FUND  
FINANCIAL SUMMARY

	CURRENT BUDGET	CURRENT PERIOD	YEAR TO DATE ACTUAL	TOTAL ENCUMBERED	BUDGET BALANCE	% YTD BUDGET
--	-------------------	-------------------	------------------------	---------------------	-------------------	-----------------

REVENUE SUMMARY

TAXES AND OTHER GOVERNMT	1,993,250	2,434.97	2,987.90	0.00	1,990,262.10	0.15
CITY UTILITIES	3,212,830	270,957.94	783,130.71	0.00	2,429,699.29	24.38
MISCELLANEOUS	6,000	817.12	1,109.71	0.00	4,890.29	18.50
TOTAL REVENUES	5,212,080	274,210.03	787,228.32	0.00	4,424,851.68	15.10

EXPENDITURE SUMMARY

NON-DEPARTMENTAL						
PERSONNEL SERVICES	20,395	0.00	0.00	0.00	20,395.00	0.00
BOND & LOAN DEBT	0	0.00	0.00	0.00	0.00	0.00
MISCELLANEOUS	808,327	0.00	0.00	0.00	808,327.00	0.00
TOTAL NON-DEPARTMENTAL	828,722	0.00	0.00	0.00	828,722.00	0.00

WATER PRODUCTION

PERSONNEL SERVICES	300,431	19,949.81	62,018.52	0.00	238,412.71	20.64
MATERIALS & SUPPLIES	27,300	363.86	5,991.29	1,865.40	19,443.31	28.78
MAINTENANCE & SERVICES	151,300	75.85	7,008.72	0.00	144,291.28	4.63
UTILITIES	130,025	10,898.66	36,036.71	0.00	93,988.29	27.72
PROFESSIONAL FEES	33,500	8,650.95	18,190.61	0.00	15,309.39	54.30
MISCELLANEOUS	0	0.00	0.00	0.00	0.00	0.00
CAPITAL OUTLAY	1,978,005	15,380.03	25,596.03	0.00	1,952,408.97	1.29
TOTAL WATER PRODUCTION	2,620,561	55,319.16	154,841.88	1,865.40	2,463,853.95	5.98

WATER DISTRIBUTION

PERSONNEL SERVICES	199,603	17,066.92	53,363.70	0.00	146,239.75	26.73
MATERIALS & SUPPLIES	28,500	2,799.25	4,443.05	714.09	23,342.86	18.10
MAINTENANCE & SERVICES	1,673,028	22,478.33	51,879.48	1,169.43	1,619,979.09	3.17
UTILITIES	0	0.00	0.00	0.00	0.00	0.00
TRANSFERS OUT	475,000	0.00	0.00	0.00	475,000.00	0.00
PROFESSIONAL FEES	0	1,300.00	8,497.17	0.00	8,497.17	0.00
BOND & LOAN DEBT	138,616	0.00	69,912.48	0.00	68,703.52	50.44
MISCELLANEOUS	1,000	0.00	0.00	0.00	1,000.00	0.00
CAPITAL OUTLAY	4,027,060	2,065.48	65,487.14	0.00	3,961,572.86	1.63
TOTAL WATER DISTRIBUTION	6,542,807	45,709.98	253,583.02	1,883.52	6,287,340.91	3.90

TOTAL EXPENDITURES	9,992,091	101,029.14	408,424.90	3,748.92	9,579,916.86	4.13
--------------------	-----------	------------	------------	----------	--------------	------

REVENUE OVER/ (UNDER) EXPENDITURES	( 4,780,011)	173,180.89	378,803.42	( 3,748.92)	( 5,155,065.18)	7.85-
------------------------------------	--------------	------------	------------	-------------	-----------------	-------

CITY OF NAVASOTA  
REVENUE & EXPENSE REPORT (UNAUDITED)  
AS OF: DECEMBER 31ST, 2023

210-UTILITY CAPITAL IMP  
FINANCIAL SUMMARY

	CURRENT BUDGET	CURRENT PERIOD	YEAR TO DATE ACTUAL	TOTAL ENCUMBERED	BUDGET BALANCE	% YTD BUDGET
<u>REVENUE SUMMARY</u>						
TAXES AND OTHER GOVERNMT	2,000	735.11	735.11	0.00	1,264.89	36.76
DEVELOPMENT SERVICES	546,402	41,977.08	125,397.49	0.00	421,004.51	22.95
MISCELLANEOUS	0	0.00	0.00	0.00	0.00	0.00
TOTAL REVENUES	548,402	42,712.19	126,132.60	0.00	422,269.40	23.00
<u>EXPENDITURE SUMMARY</u>						
<u>NON-DEPARTMENTAL</u>						
TRANSFERS OUT	400,000	0.00	0.00	0.00	400,000.00	0.00
MISCELLANEOUS	0	0.00	0.00	0.00	0.00	0.00
TOTAL NON-DEPARTMENTAL	400,000	0.00	0.00	0.00	400,000.00	0.00
TOTAL EXPENDITURES	400,000	0.00	0.00	0.00	400,000.00	0.00
REVENUE OVER/ (UNDER) EXPENDITURES	148,402	42,712.19	126,132.60	0.00	22,269.40	84.99

300-NATURAL GAS FUND  
FINANCIAL SUMMARY

CITY OF NAVASOTA  
REVENUE & EXPENSE REPORT (UNAUDITED)  
AS OF: DECEMBER 31ST, 2023

	CURRENT BUDGET	CURRENT PERIOD	YEAR TO DATE ACTUAL	TOTAL ENCUMBERED	BUDGET BALANCE	% YTD BUDGET
<b>REVENUE SUMMARY</b>						
TAXES AND OTHER GOVERNMT	13,000	1,699.91	2,252.84	0.00	10,747.16	17.33
CITY UTILITIES	6,405,075	514,624.53	1,317,175.27	0.00	5,087,899.73	20.56
MISCELLANEOUS	0	0.00	0.00	0.00	0.00	0.00
<b>TOTAL REVENUES</b>	<b>6,418,075</b>	<b>516,324.44</b>	<b>1,319,428.11</b>	<b>0.00</b>	<b>5,098,646.89</b>	<b>20.56</b>
<b>EXPENDITURE SUMMARY</b>						
<b>NON-DEPARTMENTAL</b>						
PERSONNEL SERVICES	25,221	0.00	0.00	0.00	25,221.00	0.00
MAINTENANCE & SERVICES	0	0.00	0.00	0.00	0.00	0.00
BOND & LOAN DEBT	0	0.00	0.00	0.00	0.00	0.00
MISCELLANEOUS	0	0.00	0.00	0.00	0.00	0.00
<b>TOTAL NON-DEPARTMENTAL</b>	<b>25,221</b>	<b>0.00</b>	<b>0.00</b>	<b>0.00</b>	<b>25,221.00</b>	<b>0.00</b>
<b>GAS DISTRIBUTION</b>						
PERSONNEL SERVICES	274,180	16,949.16	56,128.04	0.00	218,052.17	20.47
MATERIALS & SUPPLIES	4,349,013	338,298.79	640,978.00	70.17	3,707,964.83	14.74
MAINTENANCE & SERVICES	1,561,342	2,255.37	6,470.41	0.00	1,554,871.59	0.41
TRANSFERS OUT	175,500	0.00	0.00	0.00	175,500.00	0.00
PROFESSIONAL FEES	66,500	185.25	1,136.61	0.00	65,363.39	1.71
BOND & LOAN DEBT	71,908	0.00	36,267.61	0.00	35,640.39	50.44
MISCELLANEOUS	1,500	0.00	0.00	0.00	1,500.00	0.00
CAPITAL OUTLAY	1,108,318	1,317.59	32,636.77	0.00	1,075,681.23	2.94
<b>TOTAL GAS DISTRIBUTION</b>	<b>7,608,261</b>	<b>359,006.16</b>	<b>773,617.44</b>	<b>70.17</b>	<b>6,834,573.60</b>	<b>10.17</b>
<b>DEBT SERVICES</b>						
BOND & LOAN DEBT	0	0.00	0.00	0.00	0.00	0.00
<b>TOTAL DEBT SERVICES</b>	<b>0</b>	<b>0.00</b>	<b>0.00</b>	<b>0.00</b>	<b>0.00</b>	<b>0.00</b>
<b>TOTAL EXPENDITURES</b>	<b>7,633,482</b>	<b>359,006.16</b>	<b>773,617.44</b>	<b>70.17</b>	<b>6,859,794.60</b>	<b>10.14</b>
<b>REVENUE OVER/(UNDER) EXPENDITURES</b>	<b>( 1,215,407)</b>	<b>157,318.28</b>	<b>545,810.67 (</b>	<b>70.17) (</b>	<b>1,761,147.71)</b>	<b>44.90-</b>

400-WASTE WATER FUND  
FINANCIAL SUMMARY

REVENUE SUMMARY

	CURRENT BUDGET	CURRENT PERIOD	YEAR TO DATE ACTUAL	TOTAL ENCUMBERED	BUDGET BALANCE	% YTD BUDGET
TAXES AND OTHER GOVERNMT	9,000	1,699.91	2,252.84	0.00	6,747.16	25.03
CITY UTILITIES	2,507,986	151,921.10	461,281.20	0.00	2,046,704.80	18.39
MISCELLANEOUS	0	0.00	0.00	0.00	0.00	0.00
TOTAL REVENUES	2,516,986	153,621.01	463,534.04	0.00	2,053,451.96	18.42

EXPENDITURE SUMMARY

NON-DEPARTMENTAL						
PERSONNEL SERVICES	25,717	0.00	0.00	0.00	25,717.00	0.00
BOND & LOAN DEBT	0	0.00	0.00	0.00	0.00	0.00
MISCELLANEOUS	419,126	0.00	0.00	0.00	419,126.00	0.00
TOTAL NON-DEPARTMENTAL	444,843	0.00	0.00	0.00	444,843.00	0.00

WASTE WTR TRMT PLANT						
PERSONNEL SERVICES	227,270	12,495.34	44,387.28	0.00	182,882.69	19.53
MATERIALS & SUPPLIES	79,750	2,714.77	12,379.12	5,131.95	62,238.93	21.96
MAINTENANCE & SERVICES	136,212	( 3,574.44)	1,916.89	70.76	138,058.13	1.36-
UTILITIES	86,520	4,759.34	12,798.90	0.00	73,721.10	14.79
TRANSFERS OUT	0	0.00	0.00	0.00	0.00	0.00
PROFESSIONAL FEES	53,040	862.50	24,688.10	0.00	28,351.90	46.55
MISCELLANEOUS	0	0.00	0.00	0.00	0.00	0.00
CAPITAL OUTLAY	230,861	590.42	4,025.96	0.00	226,835.04	1.74
TOTAL WASTE WTR TRMT PLANT	813,653	17,847.93	96,362.47	5,202.71	712,087.79	12.48

SEWER COLLECTION						
PERSONNEL SERVICES	138,917	5,426.05	16,444.50	0.00	122,472.30	11.84
MATERIALS & SUPPLIES	7,000	416.86	794.16	30.00	6,175.84	11.77
MAINTENANCE & SERVICES	752,379	292.71	2,593.97	174.99	749,610.04	0.37
UTILITIES	12,600	855.75	2,517.21	0.00	10,082.79	19.98
TRANSFERS OUT	275,000	0.00	0.00	0.00	275,000.00	0.00
PROFESSIONAL FEES	57,800	0.00	0.00	0.00	57,800.00	0.00
BOND & LOAN DEBT	423	0.00	213.57	0.00	209.43	50.49
MISCELLANEOUS	0	0.00	0.00	0.00	0.00	0.00
CAPITAL OUTLAY	97,680	2,484.57	37,880.01	0.00	59,799.99	38.78
TOTAL SEWER COLLECTION	1,341,799	9,475.94	60,443.42	204.99	1,281,150.39	4.52
TOTAL EXPENDITURES	2,600,295	27,323.87	156,805.89	5,407.70	2,438,081.18	6.24

REVENUE OVER/ (UNDER) EXPENDITURES	( 83,309)	126,297.14	306,728.15	( 5,407.70)	( 384,629.22)	361.69-
------------------------------------	-----------	------------	------------	-------------	---------------	---------

510-STREET FUND  
FINANCIAL SUMMARY

CITY OF NAVASOTA  
REVENUE & EXPENSE REPORT (UNAUDITED)  
AS OF: DECEMBER 31ST, 2023

	CURRENT BUDGET	CURRENT PERIOD	YEAR TO DATE ACTUAL	TOTAL ENCUMBERED	BUDGET BALANCE	% YTD BUDGET
<u>REVENUE SUMMARY</u>						
TAXES AND OTHER GOVERNMT	0	0.00	0.00	0.00	0.00	0.00
CITY UTILITIES	0	2,500.00	2,500.00	0.00 (	2,500.00)	0.00
LIBRARY	0	0.00	0.00	0.00	0.00	0.00
MISCELLANEOUS	0	0.00	0.00	0.00	0.00	0.00
TOTAL REVENUES	0	2,500.00	2,500.00	0.00 (	2,500.00)	0.00
<u>EXPENDITURE SUMMARY</u>						
<u>NON-DEPARTMENTAL</u>						
MAINTENANCE & SERVICES	0	0.00	0.00	0.00	0.00	0.00
TRANSFERS OUT	0	0.00	0.00	0.00	0.00	0.00
BOND & LOAN DEBT	0	0.00	0.00	0.00	0.00	0.00
MISCELLANEOUS	0	0.00	0.00	0.00	0.00	0.00
TOTAL NON-DEPARTMENTAL	0	0.00	0.00	0.00	0.00	0.00
<u>STREET</u>						
PERSONNEL SERVICES	0	0.00	0.00	0.00	0.00	0.00
MATERIALS & SUPPLIES	0	0.00	0.00	0.00	0.00	0.00
MAINTENANCE & SERVICES	0	0.00	0.00	0.00	0.00	0.00
UTILITIES	0	0.00	0.00	0.00	0.00	0.00
PROFESSIONAL FEES	0	0.00	0.00	0.00	0.00	0.00
MISCELLANEOUS	0	0.00	0.00	0.00	0.00	0.00
CAPITAL OUTLAY	0	0.00	0.00	0.00	0.00	0.00
TOTAL STREET	0	0.00	0.00	0.00	0.00	0.00
<u>SEWER COLLECTION</u>						
PERSONNEL SERVICES	0	0.00	0.00	0.00	0.00	0.00
TOTAL SEWER COLLECTION	0	0.00	0.00	0.00	0.00	0.00
TOTAL EXPENDITURES	0	0.00	0.00	0.00	0.00	0.00
REVENUE OVER/ (UNDER) EXPENDITURES	0	2,500.00	2,500.00	0.00 (	2,500.00)	0.00



CITY OF NAVASOTA  
REVENUE & EXPENSE REPORT (UNAUDITED)  
AS OF: DECEMBER 31ST, 2023

525-CEMETERY OPERATING FUND  
FINANCIAL SUMMARY

	CURRENT BUDGET	CURRENT PERIOD	YEAR TO DATE ACTUAL	TOTAL ENCUMBERED	BUDGET BALANCE	% YTD BUDGET
<u>REVENUE SUMMARY</u>						
TAXES AND OTHER GOVERNMT	1,000	0.00	0.00	0.00	1,000.00	0.00
CITY UTILITIES	81,625	7,150.00	14,900.00	0.00	66,725.00	18.25
MISCELLANEOUS	225	1,350.00	1,350.00	0.00	1,125.00	600.00
TOTAL REVENUES	82,850	8,500.00	16,250.00	0.00	66,600.00	19.61
<u>EXPENDITURE SUMMARY</u>						
<u>CEMETERY OPERATING</u>						
MATERIALS & SUPPLIES	750	0.00	0.00	0.00	750.00	0.00
MAINTENANCE & SERVICES	77,000	680.70	1,321.08	100.96	75,577.96	1.85
UTILITIES	300	47.10	112.71	0.00	187.29	37.57
TOTAL CEMETERY OPERATING	78,050	633.60	1,433.79	100.96	76,515.25	1.97
TOTAL EXPENDITURES	78,050	633.60	1,433.79	100.96	76,515.25	1.97
REVENUE OVER/ (UNDER) EXPENDITURES	4,800	9,133.60	14,816.21	100.96	9,915.25	306.57

CITY OF NAVASOTA  
REVENUE & EXPENSE REPORT (UNAUDITED)  
AS OF: DECEMBER 31ST, 2023  
530-BOARD OF FIREMAN SERVICE  
FINANCIAL SUMMARY

	CURRENT BUDGET	CURRENT PERIOD	YEAR TO DATE ACTUAL	TOTAL ENCUMBERED	BUDGET BALANCE	% YTD BUDGET
REVENUE SUMMARY						
TAXES AND OTHER GOVERNMT	50	4.57	13.56	0.00	36.44	27.12
MISCELLANEOUS	0	0.00	0.00	0.00	0.00	0.00
TOTAL REVENUES	50	4.57	13.56	0.00	36.44	27.12
EXPENDITURE SUMMARY						
FIRE						
TOTAL FIRE	0	0.00	0.00	0.00	0.00	0.00
TOTAL EXPENDITURES	0	0.00	0.00	0.00	0.00	0.00
REVENUE OVER/ (UNDER) EXPENDITURES	50	4.57	13.56	0.00	36.44	27.12

540-GRANT FUND  
FINANCIAL SUMMARY

CITY OF NAVASOTA  
REVENUE & EXPENSE REPORT (UNAUDITED)  
AS OF: DECEMBER 31ST, 2023

	CURRENT BUDGET	CURRENT PERIOD	YEAR TO DATE ACTUAL	TOTAL ENCUMBERED	BUDGET BALANCE	% YTD BUDGET
REVENUE SUMMARY						
TAXES AND OTHER GOVERNMT	0	14,828.30	14,828.30	0.00	( 14,828.30)	0.00
LIBRARY	0	0.00	0.00	0.00	0.00	0.00
MISCELLANEOUS	300,000	0.00	0.00	0.00	300,000.00	0.00
TOTAL REVENUES	300,000	14,828.30	14,828.30	0.00	285,171.70	4.94

EXPENDITURE SUMMARY						
STREET						
TRANSFERS OUT	0	0.00	0.00	0.00	0.00	0.00
TOTAL STREET	0	0.00	0.00	0.00	0.00	0.00
PARKS & RECREATION MAINT						
TRANSFERS OUT	0	0.00	0.00	0.00	0.00	0.00
TOTAL PARKS & RECREATION MAINT	0	0.00	0.00	0.00	0.00	0.00
AIRPORT						
TRANSFERS OUT	0	0.00	0.00	0.00	0.00	0.00
TOTAL AIRPORT	0	0.00	0.00	0.00	0.00	0.00
POLICE						
TRANSFERS OUT	0	0.00	0.00	0.00	0.00	0.00
TOTAL POLICE	0	0.00	0.00	0.00	0.00	0.00
FIRE						
TRANSFERS OUT	0	0.00	0.00	0.00	0.00	0.00
TOTAL FIRE	0	0.00	0.00	0.00	0.00	0.00
LIBRARY						
TRANSFERS OUT	0	0.00	0.00	0.00	0.00	0.00
TOTAL LIBRARY	0	0.00	0.00	0.00	0.00	0.00
KEEP NAVASOTA BEAUTIFUL						
TRANSFERS OUT	0	0.00	0.00	0.00	0.00	0.00
TOTAL KEEP NAVASOTA BEAUTIFUL	0	0.00	0.00	0.00	0.00	0.00
CITY HALL						
TRANSFERS OUT	0	0.00	0.00	0.00	0.00	0.00
TOTAL CITY HALL	0	0.00	0.00	0.00	0.00	0.00

CITY OF NAVASOTA  
REVENUE & EXPENSE REPORT (UNAUDITED)  
AS OF: DECEMBER 31ST, 2023

540-GRANT FUND  
FINANCIAL SUMMARY

	CURRENT BUDGET	CURRENT PERIOD	YEAR TO DATE ACTUAL	TOTAL ENCUMBERED	BUDGET BALANCE	% YTD BUDGET
<u>DEVELOPMENT SERVICES</u>						
TRANSFERS OUT	300,000	0.00	0.00	0.00	300,000.00	0.00
TOTAL DEVELOPMENT SERVICES	300,000	0.00	0.00	0.00	300,000.00	0.00
<u>TOURISM</u>						
TRANSFERS OUT	0	0.00	0.00	0.00	0.00	0.00
TOTAL TOURISM	0	0.00	0.00	0.00	0.00	0.00
<u>WATER PRODUCTION</u>						
TRANSFERS OUT	0	0.00	0.00	0.00	0.00	0.00
TOTAL WATER PRODUCTION	0	0.00	0.00	0.00	0.00	0.00
<u>WATER DISTRIBUTION</u>						
TRANSFERS OUT	0	0.00	0.00	0.00	0.00	0.00
TOTAL WATER DISTRIBUTION	0	0.00	0.00	0.00	0.00	0.00
<u>GAS DISTRIBUTION</u>						
TRANSFERS OUT	0	0.00	0.00	0.00	0.00	0.00
TOTAL GAS DISTRIBUTION	0	0.00	0.00	0.00	0.00	0.00
<u>WASTE WTR TRMT PLANT</u>						
TRANSFERS OUT	0	0.00	0.00	0.00	0.00	0.00
TOTAL WASTE WTR TRMT PLANT	0	0.00	0.00	0.00	0.00	0.00
<u>SEWER COLLECTION</u>						
TRANSFERS OUT	0	0.00	0.00	0.00	0.00	0.00
TOTAL SEWER COLLECTION	0	0.00	0.00	0.00	0.00	0.00
TOTAL EXPENDITURES	300,000	0.00	0.00	0.00	300,000.00	0.00
REVENUE OVER/(UNDER) EXPENDITURES	0	14,828.30	14,828.30	0.00	( 14,828.30)	0.00

CITY OF NAVASOTA  
REVENUE & EXPENSE REPORT (UNAUDITED)  
AS OF: DECEMBER 31ST, 2023

550-ECONOMIC DEVELOPMENT  
FINANCIAL SUMMARY

	CURRENT BUDGET	CURRENT PERIOD	YEAR TO DATE ACTUAL	TOTAL ENCUMBERED	BUDGET BALANCE	% YTD BUDGET
<u>REVENUE SUMMARY</u>						
TAXES AND OTHER GOVERNMT	236,695	16,367.76	16,920.69	0.00	219,774.31	7.15
MISCELLANEOUS	2,575	0.00	0.00	0.00	2,575.00	0.00
TOTAL REVENUES	239,270	16,367.76	16,920.69	0.00	222,349.31	7.07
<u>EXPENDITURE SUMMARY</u>						
<u>NON-DEPARTMENTAL</u>						
BOND & LOAN DEBT	146,210	0.00	141,678.00	0.00	4,532.00	96.90
TOTAL NON-DEPARTMENTAL	146,210	0.00	141,678.00	0.00	4,532.00	96.90
<u>DEVELOPMENT SERVICES</u>						
PERSONNEL SERVICES	11,442	0.00	614.25	0.00	10,827.75	5.37
MATERIALS & SUPPLIES	110,000	0.00	0.00	0.00	110,000.00	0.00
PROFESSIONAL FEES	37,150	0.00	30,000.00	0.00	7,150.00	80.75
MISCELLANEOUS	11,128	0.00	2,890.50	0.00	8,237.50	25.98
CAPITAL OUTLAY	0	0.00	0.00	0.00	0.00	0.00
TOTAL DEVELOPMENT SERVICES	169,720	0.00	33,504.75	0.00	136,215.25	19.74
TOTAL EXPENDITURES	315,930	0.00	175,182.75	0.00	140,747.25	55.45
REVENUE OVER/(UNDER) EXPENDITURES	( 76,660)	16,367.76 (	158,262.06)	0.00	81,602.06	206.45

905-CAPITAL PROJECTS  
FINANCIAL SUMMARY

CITY OF NAVASOTA  
REVENUE & EXPENSE REPORT (UNAUDITED)  
AS OF: DECEMBER 31ST, 2023

	CURRENT BUDGET	CURRENT PERIOD	YEAR TO DATE ACTUAL	TOTAL ENCUMBERED	BUDGET BALANCE	% YTD BUDGET
<u>REVENUE SUMMARY</u>						
TAXES AND OTHER GOVERNMT	15,000	99,759.38	100,312.31	0.00 (	85,312.31)	668.75
MISCELLANEOUS	5,000,000	0.00	0.00	0.00	5,000,000.00	0.00
TOTAL REVENUES	5,015,000	99,759.38	100,312.31	0.00	4,914,687.69	2.00
<u>EXPENDITURE SUMMARY</u>						
<u>NON-DEPARTMENTAL</u>						
TRANSFERS OUT	0	0.00	0.00	0.00	0.00	0.00
PROFESSIONAL FEES	0	0.00	5,880.00	0.00 (	5,880.00)	0.00
BOND & LOAN DEBT	0	0.00	0.00	0.00	0.00	0.00
CAPITAL OUTLAY	4,872,710	217,797.82	412,616.46	29.20	4,460,064.34	8.47
TOTAL NON-DEPARTMENTAL	4,872,710	217,797.82	418,496.46	29.20	4,454,184.34	8.59
TOTAL EXPENDITURES	4,872,710	217,797.82	418,496.46	29.20	4,454,184.34	8.59
REVENUE OVER/ (UNDER) EXPENDITURES	142,290 (	118,038.44)	318,184.15)	29.20	460,503.35	223.64-

CITY OF NAVASOTA  
REVENUE & EXPENSE REPORT (UNAUDITED)  
AS OF: DECEMBER 31ST, 2023

930-HOTEL  
FINANCIAL SUMMARY

	CURRENT BUDGET	CURRENT PERIOD	YEAR TO DATE ACTUAL	TOTAL ENCUMBERED	BUDGET BALANCE	% YTD BUDGET
<u>REVENUE SUMMARY</u>						
TAXES AND OTHER GOVERNMT	161,200	11,867.09	35,733.32	0.00	125,466.68	22.17
MISCELLANEOUS	0	0.00	3,258.27	0.00	3,258.27	0.00
TOTAL REVENUES	161,200	11,867.09	38,991.59	0.00	122,208.41	24.19
<u>EXPENDITURE SUMMARY</u>						
<u>NON-DEPARTMENTAL</u>						
MISCELLANEOUS	322,075	60,660.00	60,660.00	0.00	261,415.00	18.83
TOTAL NON-DEPARTMENTAL	322,075	60,660.00	60,660.00	0.00	261,415.00	18.83
TOTAL EXPENDITURES	322,075	60,660.00	60,660.00	0.00	261,415.00	18.83
REVENUE OVER/ (UNDER) EXPENDITURES	( 160,875 )	( 48,792.91 )	( 21,668.41 )	0.00	( 139,206.59 )	13.47

CITY OF NAVASOTA  
REVENUE & EXPENSE REPORT (UNAUDITED)  
AS OF: DECEMBER 31ST, 2023

940-TIRZ  
FINANCIAL SUMMARY

	CURRENT BUDGET	CURRENT PERIOD	YEAR TO DATE ACTUAL	TOTAL ENCUMBERED	BUDGET BALANCE	% YTD BUDGET
REVENUE SUMMARY						
CITY UTILITIES	14,036	0.00	0.00	0.00	14,036.00	0.00
TOTAL REVENUES	14,036	0.00	0.00	0.00	14,036.00	0.00
CITY UTILITIES						
4-410.00 CURRENT TAXES	14,036	0.00	0.00	0.00	14,036.00	0.00
TOTAL CITY UTILITIES	14,036	0.00	0.00	0.00	14,036.00	0.00
TOTAL REVENUE	14,036	0.00	0.00	0.00	14,036.00	0.00

\*\*\* END OF REPORT \*\*\*



CITY OF NAVASOTA  
REVENUE & EXPENSE REPORT (UNAUDITED)  
AS OF: DECEMBER 31ST, 2023

945-BOND FUND GEN OBLIGATION  
FINANCIAL SUMMARY

CURRENT BUDGET	CURRENT PERIOD	YEAR TO DATE ACTUAL	TOTAL ENCUMBERED	BUDGET BALANCE	% YTD BUDGET
-------------------	-------------------	------------------------	---------------------	-------------------	-----------------

REVENUE SUMMARY

TAXES AND OTHER GOVERNMT	500	229.70	782.63	0.00 (	282.63)	156.53
CITY UTILITIES	365,780	20,886.77	22,205.17	0.00	343,574.83	6.07
LIBRARY	124,417	0.00	0.00	0.00	124,417.00	0.00
MISCELLANEOUS	1,627,453	0.00	0.00	0.00	1,627,453.00	0.00

TOTAL REVENUES	2,118,150	21,116.47	22,987.80	0.00	2,095,162.20	1.09
----------------	-----------	-----------	-----------	------	--------------	------

EXPENDITURE SUMMARY

NON-DEPARTMENTAL						
TRANSFERS OUT	0	0.00	0.00	0.00	0.00	0.00
BOND & LOAN DEBT	2,254,022	0.00	1,891,743.77	0.00	362,278.23	83.93
CAPITAL OUTLAY	0	0.00	0.00	0.00	0.00	0.00
TOTAL NON-DEPARTMENTAL	2,254,022	0.00	1,891,743.77	0.00	362,278.23	83.93
TOTAL EXPENDITURES	2,254,022	0.00	1,891,743.77	0.00	362,278.23	83.93

REVENUE OVER/ (UNDER) EXPENDITURES	( 135,872)	21,116.47 (	1,868,755.97)	0.00	1,732,883.97	1,375.38
------------------------------------	------------	-------------	---------------	------	--------------	----------