

**NOTICE OF MEETING OF THE GOVERNING BODY OF THE
CITY OF NAVASOTA, TEXAS
JULY 13, 2020**

Notice is hereby given that a Regular Meeting of the governing body of the City of Navasota will be held on the 13th of July, 2020 at 6:00 PM at the City Hall in the City Council Chambers, Room No. 161, located at 200 E. McAlpine Street, Navasota, Texas 77868 , at which time the following subjects will be considered, to wit:

To watch the City Council meeting live please visit the City of Navasota's Youtube here: <https://www.youtube.com/channel/UCItnx7BQt0TCIYJRiZ14g5w>

If you have any questions during the meeting please email them to council@navasotatx.gov or text 936-825-5557. Please ensure to provide your full name and home address.

If you prefer to call-in please dial +13462487799 and enter Meeting ID: 709 770 2250 #

To Join Meeting virtually please click link below:

<https://zoom.us/j/7097702250>

1. Call to Order.
2. Invocation
Pledge of Allegiance
3. Remarks of visitors: Any citizen may address the City Council on any matter. Registration forms are available on the podium and/or table in the back of the city council chambers. This form should be completed and delivered to the City Secretary by 5:45 p.m. Please limit remarks to three minutes. The City Council will receive the information, ask staff to look into the matter, or place the issue on a future agenda. Topics of operational concerns shall be directed to the City Manager.

4. Staff Report:

- (a) COVID-19 response;
- (b) Marketing and Communication report;
- (c) Swimming Pool Report;
- (d) Report from intern in the Finance Department;
- (e) Board and Commission reports; and
- (f) Reports from City Staff or City Officials regarding items of community interests, including expressions of thanks, congratulations or condolence; information regarding holiday schedules; honorary or salutary recognition of public officials, public employees, or other citizens; reminders about upcoming events organized or sponsored by the City; information regarding social, ceremonial, or community events organized or sponsored by a non-City entity that is scheduled to be attended by City officials or employees; and announcements involving imminent threats to the public health and safety of people in the City that has arisen after the posting of the agenda.

- 5. Conduct a public hearing for the purpose of receiving public comments and testimony regarding a zoning change application submitted by Miriah Cunneen on behalf of Anthony J. Cunneen for the properties located along Fairway Drive in Navasota, Grimes County, TX, 77868. The zoning change application requests to change the zoning from A/O: Agriculture Open Space District to B-1: General Business District for the properties legally described as Fly Away Field, Block 1, lot 1, 2 and change the zoning from A/O: Agriculture Open Space District to R-1A: high density, single dwelling unit, 7,000 square foot lot, residential district for the property legally described as Fly Away Field, Block 1, lot 3.
- 6. Consideration and possible action on the first reading of Ordinance No. 934-20, changing the current zoning from A/O: Agriculture Open Space District to B-1: General Business District for the properties legally described as Fly Away Field, Block 1, lot 1, 2 and changing the current zoning from A/O: Agriculture Open Space District to R-1A: high density, single dwelling unit, 7,000 square foot lot, residential district for the property legally described as Fly Away Field, Block 1, lot 3.
- 7. Consideration and possible action on annual activity report from Grimes Health Resource Center for Fiscal Year 2018-2019 with budget request for FY 2020-2021.
- 8. Conduct a public hearing for the purpose of receiving public comment and testimony regarding a specific use permit application submitted by Glenn Fuqua for the development of an RV Park within the B-2: General Business District, single structures/uses over 50,000 sf, for the property located behind 9524 Hwy 6 Loop S, legally described as A0055-5 D Tyler, Tract 5, Par 8-6, Acres 2.271, Navasota, Grimes County, Texas, 77868

9. Consideration and possible action the first reading of Ordinance No. 935-20, granting a specific use permit application submitted Glenn Fuqua for the development of an RV Park within the B-2: General Business District, single structures/uses over 50,000 sf, for the property located behind 9524 Hwy 6 Loop S, legally described as A0055-5 D Tyler, Tract 5, Par 8-6, Acres 2.271, Navasota, Grimes County, Texas, 77868
10. Discussion, consideration, and possible action on renewal of the annual funding contract for the Arts Council of the Brazos Valley to continue to administer Hotel Occupancy Tax fund grants.
11. Consideration and possible action on Resolution No. 675-20, designating an administration/project delivery service provider to complete application and project implementation for the CDGB-Mitigation (MIT) funding through the General Land Office.
12. Consideration and possible action on Resolution No. 676-20, designating a professional engineering firm for the 2020 Texas Capital Fund Downtown Revitalization/Main Street Program of the Texas Community Development Block Grant (TxCDBG) Program for application and project implementation.
13. Consideration and possible action on the adoption of a Citizen Participation Plan for the Texas Community Development Block Grant, Downtown Revitalization program.
14. Consideration and possible action on a grazing and baling lease agreement for the closed landfill site.
15. Consideration and possible action on nominations to the Board of Trustees of the Texas Municipal League Intergovernmental Risk Pool.
16. Consent Agenda: The following items may be acted upon with one motion and vote. No separate discussion or action is necessary unless requested by the Mayor or City Councilmember, in which event the item will be removed from the Consent Agenda for separate discussion and/or action by the City Council as part of the regular agenda.

Consent Items are:

A. Consideration and possible action on the minutes for the month of June 2020;
and

B. Consideration and possible action on the expenditures for the month of June 2020.

17. Adjourn.

DATED THIS THE 10TH OF JULY, 2020

/BS/

BY: BRAD STAFFORD, CITY MANAGER

I, the undersigned authority, do hereby certify that the above notice of meeting of the governing body of the CITY OF NAVASOTA, is a true and correct copy of said notice and that I posted a true and correct copy of said notice in the glass bulletin board, in the foyer, on the south side of the Municipal Building as well as in the bulletin board on the north side of the Municipal Building of the City of Navasota, Texas, a place convenient and readily accessible to the general public at all times, and said notice was posted on the 10th of July, 2020 at 09:05 AM and will remain posted continuously for at least 72 hours preceding the scheduled time of said meeting. Agendas may be viewed at www.navasotatx.gov.

The City Council reserves the right to convene in Executive Session at any time deemed necessary for the consideration of confidential matters under the Texas Government Code, Sections 551.071-551.084.

DATED THIS THE 10TH OF JULY, 2020

/SMH/

BY: SUSIE M. HOMEYER, CITY SECRETARY

THIS FACILITY IS WHEELCHAIR ACCESSIBLE AND ACCESSIBLE PARKING SPACES ARE AVAILABLE. REQUESTS FOR ACCOMMODATIONS OR INTERPRETIVE SERVICES MUST BE MADE 48 HOURS PRIOR TO THIS MEETING. PLEASE CONTACT THE CITY SECRETARY'S OFFICE AT (936) 825.6475 OR (936) 825.6408 OR BY FAX AT (936) 825.2403.

City Manager's Message
An Executive Summary of Agenda Items and Current Issues

City of Navasota
City Council Meeting
7-13-2020

I was very proud of the Navasota community Saturday June 13th. The community came together for the Unity March and Prayer, and it was an example of how great this community is. There was a lot of respect and love shown, which is not what you see on TV today. Myra Dickson, Tremishia Calhoun, Jana Dalzel and Liz Urban did a great job organizing and executing their plan. Great job ladies!

1. Call to order

2. Invocation and Pledges of Allegiance

3. Remarks of Visitors

Staff is unaware of anyone wishing to address the City Council.

4. Staff Report:

(a) COVID-19 response – Staff will provide the latest update on COVID-19.

(b) Marketing and Communication report – Staff will report on the results of the Freedom Festival and other upcoming/planned events.

(c) Swimming Pool Report – Staff will provide a report on the pool operations and attendance.

(d) Report from intern in the Finance Department – James McKenzie is interning in the Finance Department. He has put together some information that we asked him to present to City Council.

5. Conduct a public hearing for the purpose of receiving public comments and testimony regarding a zoning change application submitted by Miriah Cunneen on behalf of Anthony J. Cunneen for the properties located along Fairway Drive in Navasota, Grimes County, TX, 77868. The zoning change application requests to change the zoning from A/O: Agriculture Open Space District to B-1: General Business District for the properties legally described as Fly Away Field, Block 1, lot 1, 2 and change the zoning from A/O: Agriculture Open Space District to R-1A: high density, single dwelling unit, 7,000 square foot lot, residential district for the property legally described as Fly Away Field, Block 1, lot 3.

Mrs. Cunneen on behalf of Anthony Cunneen filed application for a zoning change on the Fly Away Field subdivision, located on the west side of the airport.

The request asks for 2 lots to be zoned B-1, General business and 1 lot to be zoned R1-A.

6. **Consideration and possible action on the first reading of Ordinance No. 934-20, changing the current zoning from A/O: Agriculture Open Space District to B-1: General Business District for the properties legally described as Fly Away Field, Block 1, lot 1, 2 and changing the current zoning from A/O: Agriculture Open Space District to R-1A: high density, single dwelling unit, 7,000 square foot lot, residential district for the property legally described as Fly Away Field, Block 1, lot 3.**

Mrs. Cunneen on behalf of Anthony Cunneen filed application for a zoning change on the Fly Away Field subdivision, located on the west side of the airport. The request asks for 2 lots to be zoned B-1, General business and 1 lot to be zoned R1-A.

7. **Consideration and possible action on annual activity report from Grimes Health Resource Center for Fiscal Year 2018-2019 with budget request for FY 2020-2021.**

Grimes Health Resource Center will present their annual report of activities, and a request for the 2020-2021 budget. The budget request is \$5,500, which is the same as last year's funding.

8. **Conduct a public hearing for the purpose of receiving public comment and testimony regarding a specific use permit application submitted by Glenn Fuqua for the development of an RV Park within the B-2: General Business District, single structures/uses over 50,000 sf, for the property located behind 9524 Hwy 6 Loop S, legally described as A0055-5 D Tyler, Tract 5, Par 8-6, Acres 2.271, Navasota, Grimes County, Texas, 77868.**

Glenn Fuqua recently submitted application for a specific use permit for an RV Park to be constructed behind The Western Steakhouse and Dance Hall. The RV Park meets a goal council had when they closed the park located at the airport.

9. **Consideration and possible action the first reading of Ordinance No. 935-20, granting a specific use permit application submitted Glenn Fuqua for the development of an RV Park within the B-2: General Business District, single structures/uses over 50,000 sf, for the property located behind 9524 Hwy 6 Loop South, legally described as A0055-5 D Tyler, Tract 5, Par 8-6, Acres 2.271, Navasota, Grimes County, Texas, 77868**

Glenn Fuqua recently submitted application for a specific use permit for an RV Park to be constructed behind The Western Steakhouse and Dance Hall. The RV Park meets a goal council had when they closed the park located at the airport.

10. **Discussion, consideration, and possible action on renewal of the annual funding contract for the Arts Council of the Brazos Valley to continue to administer Hotel Occupancy Tax fund grants.**

The Arts Council of the Brazos Valley has administered HOT fund grants for the City for several years and operates the Artists in Residence program. The previous amount funded was \$28,800 however, they arts council reduced their request by 25% due to budget constraints caused by the response to COVID-19. The Arts Council request is \$21,600, of which \$17,475 will be utilized for local arts grants, and \$4,125 will be used to promote, grow and recruit artists to the Navasota Artists in Residency Program.

11. **Consideration and possible action on Resolution No. 675-20, designating an administration/project delivery service provider to complete application and project implementation for the CDGB-Mitigation (MIT) funding through the General Land Office.**

The City requested RFP's for administrative services to assist the City with project implementation of a CDBG hazard mitigation grant. Two proposals were received however one proposal was for design services instead of administrative services. Staff recommends selecting the applicant who is an administrative services provider, GrantWorks.

12. **Consideration and possible action on Resolution No. 676-20, designating a professional engineering firm for the 2020 Texas Capital Fund Downtown Revitalization/Main Street Program of the Texas Community Development Block Grant (TxCDBG) Program for application and project implementation.**

The City requested proposals from engineering firms for engineering services to be provided for a Texas Capital Fund Downtown Revitalization program grant. Six firms submitted proposals, and all firms were good, with experience in working with grant funded projects. All firms scored high, however, looking at the project staff feels Bleyl & Associates would be a good choice for the project.

13. **Consideration and possible action on the adoption of a Citizen Participation Plan for the Texas Community Development Block Grant, Downtown Revitalization program.**

Many grants the City applies for require a citizen participation plan. The latest is the Downtown Revitalization grant. The plan lays out how citizens may file a complaint, participate in public hearings and for technical assistance, associated with the grant.

- 14. Consideration and possible action on a grazing and baling lease agreement for the closed landfill site.**
Larry & Mildred Ann Wood currently lease the grass area of the old landfill that is not used as a firing range or for brush collection. They will utilize the site for cattle grazing and will bale some of the grass. The rent is \$30 per acre, and the site is approximately 25 acres.
- 15. Consideration and possible action on nominations to the Board of Trustees of the Texas Municipal League Intergovernmental Risk Pool.**
Places 1,2,3, and 4 on the TML-IRP Board expire on October 1, 2020. The positions are currently held by:
Place 1 – Robert T. Herrera, City Manager of Cibolo
Place 2 – John W. Buzz Fullen (Chair) Mayor of Henderson
Place 3 – Jeffrey Snyder, City Manager of Plainview
Place 4 – Robert Hauk, City Manager of Tomball
Staff does not have a recommendation for nomination, unless one of our Council Members would be interested in running.
- 16. Consent Agenda: The following items may be acted upon with one motion and vote. No separate discussion or action is necessary unless requested by the Mayor or City Councilmember, in which event the item will be removed from the Consent Agenda for separate discussion and/or action by the City Council as part of the regular agenda.**
Consent Items are:
A. Consideration and possible action on the minutes for the month of June 2020; and
B. Consideration and possible action on the expenditures for the month of June 2020.

Calendar of Events

| | |
|---|---|
| July 16 th | Canceled TCMA Award Presentation (normally presented at Annual Conference) Boerne, Texas |
| July 17 th | TCMA Allies Across Texas Task Force meeting Navasota, Texas |
| July 22 nd -24 th | Brad Vacation Whitharral |
| July 27 th 6:00 p.m. | City Council Meeting Municipal Building |

August 10th
6:00 p.m.

City Council Meeting
Municipal Building

August 24th
6:00 p.m.

City Council Meeting
Municipal Building

Respectfully submitted,

Brad Stafford
City Manager



Vision Statement:

*Navasota 2027: What America Wants To Be
“A beautiful, progressive, vibrant, service-oriented,
close-knit community filled with
historical charm and promise for people and business.”*

Mission Statement:

*“To guide Navasota’s growth in a way that maintains
our heritage, culture, and uniqueness while
maximizing our economic and social development.”*



THE CITY OF NAVASOTA COUNCIL LEADERSHIP POLICY

It is the desire of the Navasota City Council to demonstrate responsible leadership by:

- (a) Establishing a 2027 Strategic Growth Map for the City of Navasota.*
- (b) Assuring stable and effective city operations.*
- (c) Developing and adopting policies that will guide the growth of the City of Navasota.*
- (d) Facilitating private/public sector partnerships at the local, regional, state and federal level that will invest in the future of Navasota.*
- (e) Ensuring all Navasota boards, commissions and committees are aligned with the Council's growth policies.*



The Management Connection, Inc.

PROFESSIONAL FACILITATORS

S.M.A.R.T. GOAL SETTING SYSTEM

| Area | Today's Date | Target Date | Date Achieved |
|----------------------|--------------|-------------|---------------|
| City Council Retreat | 10/2/19 | 2019-2020 | |

Goal Statement: A descriptive statement of the DESIRED OUTCOME.
(a S.M.A.R.T. Goal is Specific, Measurable, Actionable, Responsible and Time-bound)

The Management Connection, Inc. provided professional facilitation to the City of Navasota Council on September 4th, 2019. This document captures the Council's direction to staff.

| Action Steps (List the specific actions you will take to achieve this goal) | Target Date | Who | Percentage Completion |
|--|-------------|----------------|-----------------------|
| Outcomes | | | |
| Direction from Council | | | |
| 1. <u>There needs to be a discussion on how to get state lawmakers to partner with the City.</u> a. Potentially inviting Schwertner, Leman, and Kolkhorst to visit and tour the city b. Alan Bojorquez is creating a report card on all the legislature and looking for help | 2019-2020 | Navasota Staff | |
| 2. <u>Figure out a way to speed up the billing cycle to reduce the lag time from end of month to bill date for payments</u> a. We can make every period longer or each period 31 days—it will take a few years, but you'll catch up b. Propose a staff member under Lance and Rita to handle all meters—Meter Maintenance Technician | 2019-2020 | Navasota Staff | |
| 3. <u>The City Manager will do a cost benefit analysis on the Boys and Girls Club</u> a. Benefit of having them in the community along with the mechanics of it to present to the council | 2019-2020 | Navasota Staff | |



The Management Connection, Inc.

PROFESSIONAL FACILITATORS

| | | | |
|--|-----------|----------------|--|
| 4. <u>The Council will move forward with the concept of bonds for utility and street improvements</u> a. Bonds will be broken into three-year small increments i. Focus will be on high traffic roads first ii. Host community meetings to get more buy in from the city iii. City Manager will present the numbers to council | 2019-2020 | Navasota Staff | |
| 5. <u>Gather a proposal for a new look and cost of renovating fire station at the current location.</u> a. A rendering needs to be created to show the public | 2019-2020 | Navasota Staff | |
| 6. <u>Review the Social Media policy (specifically # 3 & 4) as it relates to non-city employees and council members.</u> a. It's a developing area legally. We should review the policy because it's from 2014 and make sure it's in accordance with current situation. | 2019-2020 | Navasota Staff | |
| 7. <u>Design the new website</u> a. Have 2-3 citizens sit in to consult about the ease of receiving notifications. Get a mixture of people who are and aren't familiar with computers | 2019-2020 | Navasota Staff | |
| 8. <u>Find more ways to get coverage in the news</u> a. neighbors@theeagle.com - send pictures to get included | 2019-2020 | Navasota Staff | |
| 9. <u>Develop relationships with Boards and Commissions:</u> a. Have a mandatory annual meeting with members to talk about what a comp plan is, what the Council's expectations are, and that they need to be able to make decisions as a board. They need to know about open | 2019-2020 | Navasota Staff | |



The Management Connection, Inc.

PROFESSIONAL FACILITATORS

meetings act, public information act, Robert's Rules of Order, ect.

- i. By being involved, we have a chance to educate them about how the city works
- ii. We don't want to take away their ability to think, but we can give them parameters
- iii. We should create a statement to be read before each meeting that says "we are our own board, we work toward the goals of the city and will stand by the final decision". It's a reminder that we're all here to do the best for the city. A mission statement to go at the top of the packet.

**CITY OF NAVASOTA
CITY COUNCIL AGENDA**

AGENDA ITEM NO.: 4. **AGENDA DATE:** July 13, 2020

PREPARED BY: Brad Stafford, City Manager

APPROVED BY: BS

ITEM: Staff Report:

- (a) COVID-19 response;
- (b) Marketing and Communication report;
- (c) Swimming Pool Report;
- (d) Report from intern in the Finance Department;
- (e) Board and Commission reports; and
- (f) Reports from City Staff or City Officials regarding items of community interests, including expressions of thanks, congratulations or condolence; information regarding holiday schedules; honorary or salutary recognition of public officials, public employees, or other citizens; reminders about upcoming events organized or sponsored by the City; information regarding social, ceremonial, or community events organized or sponsored by a non-City entity that is scheduled to be attended by City officials or employees; and announcements involving imminent threats to the public health and safety of people in the City that has arisen after the posting of the agenda.

ITEM BACKGROUND:

BUDGETARY AND FINANCIAL SUMMARY:

STAFF RECOMMENDATION:

ATTACHMENTS:

1. Jobs Report
2. Employment Report
3. Population Projections

Jobs Report, Inflow/Outflow Analysis: City of Navasota

According to 2017 US Census Bureau American Community Survey reports, 3,639 individuals living within the Navasota city limits participated in the workforce. Furthermore, the residential workforce is highly commuter-based considering 3,224 (88.6%) of the workforce is employed outside the city area, leaving 415 individuals (11.4%) that both live and work in-town.

Figure 1 below demonstrates that the outflow of workers is greater than the inflow as 1,893 individuals come into Navasota for work.

After the inflow and outflow of workers are considered there are 2,308 total people employed within the Navasota city limits (see Table 1).

Figure 1. Workforce within Navasota city limits

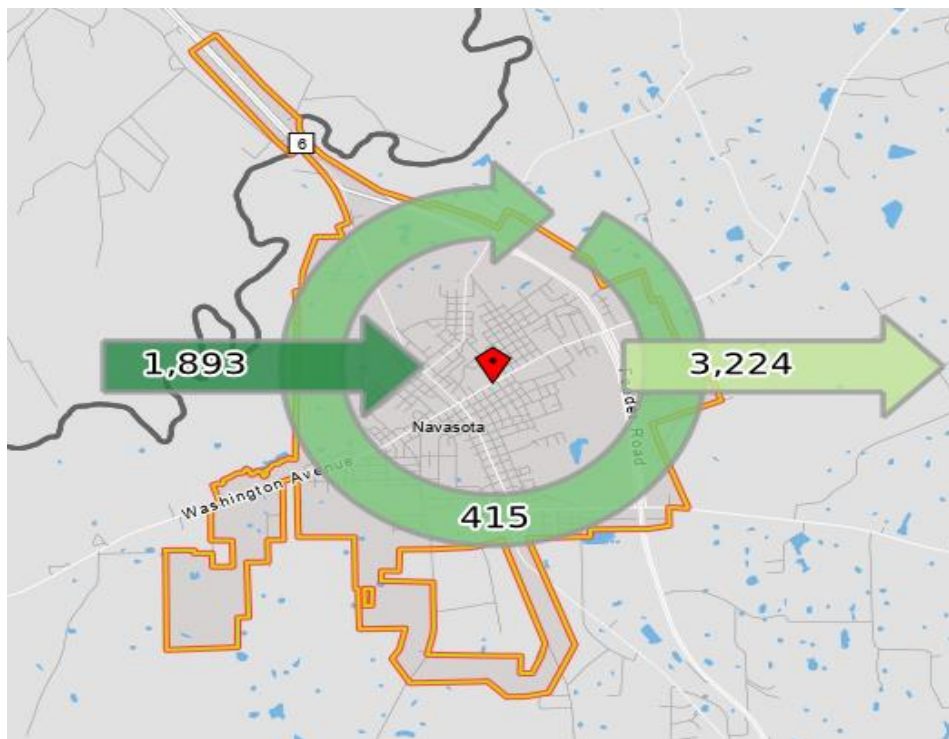


Table 1. Inflow/Outflow Breakdown

| Inflow/Outflow Job Counts 2017 | Count | Share |
|---|-------|--------|
| Employed in the Selection Area | 2,308 | 100.0% |
| Employed in the Selection Area but Living Outside | 1,893 | 82.0% |
| Employed and Living in the Selection Area | 415 | 18.0% |
| | | |
| Living in the Selection Area | 3,639 | 100.0% |
| Living in the Selection Area but Employed Outside | 3,224 | 88.6% |
| Living and Employed in the Selection Area | 415 | 11.4% |

(Source: US Census Bureau Center for Economic Studies, 2017)

INDUSTRY SPECIALIZATION BY EMPLOYMENT

Table 1 shows the number of individuals who reside in Grimes County employed within various industry sectors, the three largest employment sectors are circled.

In 2017 the largest industry sector in Grimes County was retail trade with an employment count of 1,476 individuals (12.2% total employment share). There are two additional employment sectors that follow closely behind: manufacturing with an employment count of 1,341 individuals (11.1% share) and health care/social assistance with 1,278 (10.6% share) (U.S. Census Bureau, Center for Economic Studies, 2017).

Table 1. Grimes County, Employment Specialization

| Grimes County | | |
|--|---------------|-------------|
| Industry Sector | Count | Share |
| Agriculture, Forestry, Fishing and Hunting | 186 | 1.50% |
| Mining, Quarrying, and Oil and Gas Extraction | 239 | 2.00% |
| Utilities | 161 | 1.30% |
| Construction | 1,052 | 8.70% |
| Manufacturing | 1,341 | 11.10% |
| Wholesale Trade | 700 | 5.80% |
| Retail Trade | 1,476 | 12.20% |
| Transportation and Warehousing | 352 | 2.90% |
| Information | 107 | 0.90% |
| Finance and Insurance | 303 | 2.50% |
| Real Estate and Rental and Leasing | 188 | 1.60% |
| Professional, Scientific, and Technical Services | 501 | 4.10% |
| Management of Companies and Enterprises | 68 | 0.60% |
| Administration & Support, Waste Management and Remediation | 641 | 5.30% |
| Educational Services | 1,267 | 10.50% |
| Health Care and Social Assistance | 1,278 | 10.60% |
| Arts, Entertainment, and Recreation | 140 | 1.20% |
| Accommodation and Food Services | 1,075 | 8.90% |
| Other Services (excluding Public Administration) | 311 | 2.60% |
| Public Administration | 701 | 5.80% |
| Total | 12,087 | 100% |

LOCATION QUOTIENT ANALYSIS

The purpose of the location quotient is to identify regional economic sectors in Grimes County that are *more specialized* relative to the larger benchmark of the state of Texas.

When looking at the location quotient column (LQ) in Table 2, if the LQ is greater than 1.0, this indicates Grimes County has a *larger share* of employment than the state in general. It is also assumed this sector will export excess production to other regions outside of Grimes County.

In Table 2, notice the high LQ value (3.0) for the Agriculture, Forestry, Fishing and Hunting sector which indicates this industry is a strong exporter; public administration (2.0) and utilities (1.86) are also industrial sectors that have greater employment than the benchmark region; these industries are circled in green.

If the LQ is less than 1.0, this means that Grimes County has a *smaller share* of employment than the state in general. Therefore, it is assumed that this region must import for that industry in order to sustain the regional population.

Table 2 shows that Grimes County lacks employment specialization in more professionalized and managerial sectors: Information (0.50), Management of Companies and Enterprises (0.55), and Finance and Insurance (0.56); these industries are circled in red.

Table 2. Location Quotient for each industrial sector in 2017

Location Quotient = (% share of Grimes County employment) / (% share of Texas employment)

| | Grimes County Share | Texas Share | Location Quotient |
|--|---------------------|-------------|-------------------|
| Agriculture, Forestry, Fishing and Hunting | 1.50% | 0.50% | 3.00 |
| Mining, Quarrying, and Oil and Gas Extraction | 2.00% | 1.80% | 1.11 |
| Utilities | 1.30% | 0.70% | 1.86 |
| Construction | 8.70% | 6.30% | 1.38 |
| Manufacturing | 11.10% | 7.20% | 1.54 |
| Wholesale Trade | 5.80% | 5.00% | 1.16 |
| Retail Trade | 12.20% | 11.20% | 1.09 |
| Transportation and Warehousing | 2.90% | 4.10% | 0.71 |
| Information | 0.90% | 1.80% | 0.50 |
| Finance and Insurance | 2.50% | 4.50% | 0.56 |
| Real Estate and Rental and Leasing | 1.60% | 1.90% | 0.84 |
| Professional, Scientific, and Technical Services | 4.10% | 6.40% | 0.64 |
| Management of Companies and Enterprises | 0.60% | 1.10% | 0.55 |
| Administration & Support, Waste Management and Remediation | 5.30% | 6.70% | 0.79 |
| Educational Services | 10.50% | 10.50% | 1.00 |
| Health Care and Social Assistance | 10.60% | 13.50% | 0.79 |
| Arts, Entertainment, and Recreation | 1.20% | 1.40% | 0.86 |
| Accommodation and Food Services | 8.90% | 9.80% | 0.91 |
| Other Services (excluding Public Administration) | 2.60% | 2.80% | 0.93 |
| Public Administration | 5.80% | 2.90% | 2.00 |

Historical Data

As of 2019, Navasota's population was estimated at almost 8,000 individuals—specifically 7,998 (US Census Bureau Population Estimates Program). Historical population data reported by the Texas State Historical Association shows this is a record population highpoint (Handbook of Texas Online).

As Table 1 shows, the city has more than doubled in size over the last 120 years. Historically, Navasota's population was more volatile in the Great Depression to WWII era, transitioning to a period of almost no population growth between 1950 and 1970. However, since the 1970s, Navasota's decennial population records show continued growth in every period.

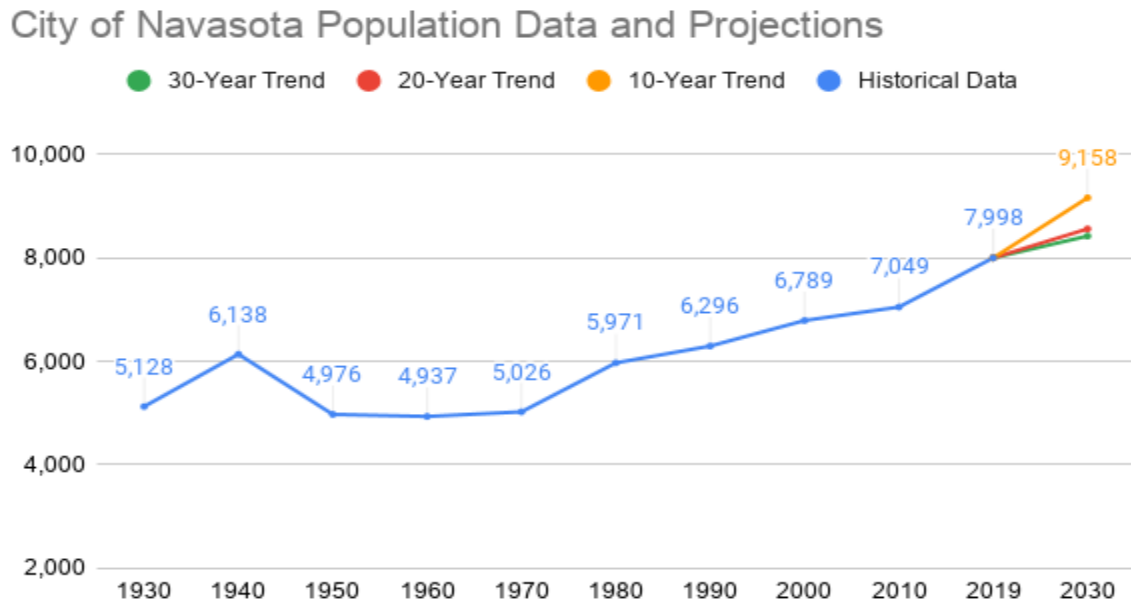
Table 1. Navasota Population Data

| | |
|------|------|
| 1900 | 3857 |
| 1930 | 5128 |
| 1940 | 6138 |
| 1950 | 4976 |
| 1960 | 4937 |
| 1970 | 5026 |
| 1980 | 5971 |
| 1990 | 6296 |
| 2000 | 6789 |
| 2010 | 7049 |
| 2019 | 7998 |

2030 Population Projections

Based on the 2019 population estimates, it is highly probable the 2020 census will show Navasota surpassed the 8,000 individual threshold. Considering Texas' continued regional population growth, it is likely that Navasota's resident-count will continue to increase over the next decade.

If the city continues to experience the same population growth it did from 2010-2019, Navasota could have as many as 9,158 residents by 2030 (see Figure 1). More modest estimates using twenty-year and thirty-year trends place Navasota's population at 8,558 or 8,420 respectively.

Figure 2. Projected Population Growth, 2030

Sources Cited

Handbook of Texas Online, John Leffler. (2010). "NAVASOTA, TX." *Texas State Historical Association*. Retrieved from <https://tshaonline.org/handbook/online/articles/hfn01>

US Census Bureau Population Estimates Program. (2019). "Population Estimates". Retrieved from <https://www.census.gov/quickfacts/fact/dashboard/navasotacitytexas/PST045219>

**CITY OF NAVASOTA
CITY COUNCIL AGENDA**

AGENDA ITEM NO.: 5. **AGENDA DATE:** July 13, 2020

PREPARED BY: Lupe Diosdado, Community Development
Director

APPROVED BY: BS

ITEM: Conduct a public hearing for the purpose of receiving public comments and testimony regarding a zoning change application submitted by Miriah Cunneen on behalf of Anthony J. Cunneen for the properties located along Fairway Drive in Navasota, Grimes County, TX, 77868. The zoning change application requests to change the zoning from A/O: Agriculture Open Space District to B-1: General Business District for the properties legally described as Fly Away Field, Block 1, lot 1, 2 and change the zoning from A/O: Agriculture Open Space District to R-1A: high density, single dwelling unit, 7,000 square foot lot, residential district for the property legally described as Fly Away Field, Block 1, lot 3.

ITEM BACKGROUND:

On June 18, 2020 Miriah Cunneen on behalf of Anthony J. Cunneen submitted a rezoning application for the property legally described as A0055-0 D Tyler, Tract 3-5, Acres 9.063 recently annexed by the City of Navasota. The property has also been subdivided through the minor plat process into 3 separate lots. Lot 1 is located at the corner of fairway and 105 W, the proposed zoning change encourages commercial development on the corner and possible multifamily on lot 2. Lot 3 is currently being proposed for the development of single dwelling unit.

Public hearing opened at _____p.m.

Public hearing closed at _____p.m.

BUDGETARY AND FINANCIAL SUMMARY:

none

STAFF RECOMMENDATION:

Staff recommends holding a public hearing for the purpose of receiving public comments and testimony regarding a zoning change application submitted by Miriah Cunneen on behalf of Anthony J. Cunneen for the properties located along Fairway Drive in Navasota, Grimes County, TX, 77868. The zoning change application requests to change the zoning from A/O: Agriculture Open Space District to B-1: General Business District for the properties legally described as Fly Away Field, Block 1, lot 1, 2 and to change the zoning from A/O: Agriculture Open Space District to R-1A: high density, single dwelling unit, 7,000 square foot lot, residential district for the property legally described as Fly Away Field, Block 1, lot 3.

ATTACHMENTS:

1. Staff Report Fly Away Field
2. Minor Plat



City of Navasota Planning & Zoning Commission Staff Report

Date: June 26, 2020

To: Planning and Zoning Commission

From: Lupe Diosdado, Community Development Director

Agenda Item: Fly Away Field Rezoning

PROPERTY INFORMATION:

PID: R14165 (Will Change following Minor Plat filing)

LEGAL DESCRIPTION: A0055-0 D TYLER, TRACT 3-5, ACRES 9.063 (Will Change to Fly Away Field, Block 1, lot 1, 2,3, following Minor Plat filing)

OWNER: CUNNEEN, ANTHONY J & AMANDA E

ADDRESS: HWY105 W, NAVASOTA, TX 77868

ZONING: A/O

REQUEST:

Conduct a public hearing for the purpose of receiving public comments and testimony regarding a zoning change application submitted by Miriah Cunneen on behalf of Anthony J. Cunneen for the properties located along Fairway Drive in Navasota, Grimes County, TX, 77868. The zoning change application requests to change the zoning from A/O: Agriculture Open Space District to B-1: General Business District for the properties legally described as Fly Away Field, Block 1, lot 1, 2 and to change the zoning from A/O: Agriculture Open Space District to R-1A: high density, single dwelling unit, 7,000 square foot lot, residential district for the property legally described as Fly Away Field, Block 1, lot 3.

SUMMARY:

On June 18, 2020 Miriah Cunneen on behalf of Anthony J. Cunneen submitted a rezoning application for the property legally described as A0055-0 D TYLER, TRACT 3-5, ACRES 9.063 recently annexed by the City of Navasota.

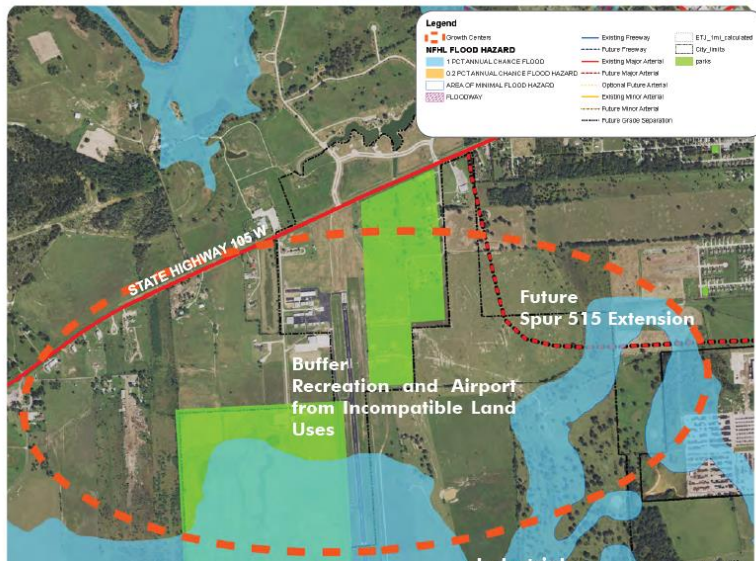
Per Chapter 14 Zoning when a property is annexed by the City it is temporarily designated as A/O: Agriculture Open Space district. The property described has also undergone the minor plat process to subdivide the property into 3 lots legally described as Fly Away Field, Block 1, Lot 1, 2 and 3.

The zoning change application requests to change the zoning for lots 1 and 2 closest to the intersection of 105 W and Fairway drive as B-1: General Business District to encourage commercial and multi family development. For lot 3, a 1-acre lot, R-1A zoning is being requested to allow for the construction of a single dwelling unit.

COMPREHENSIVE PLAN RELATION “Appropriate for mixed-use” Airport Growth Center

Premise:

- The Airport and existing industrial park to the west of SH Business 6 is prime developable space
- Proximity to the western route of SH 105 and linkage to the Spur 515 Corridor
- Low density, open spaces
- Appropriate for mixed-use and medical specialties



STAFF RECOMMENDATION:

Staff recommends conducting a public hearing and approving the proposed zoning changes.

AERIAL / STREET VIEW:





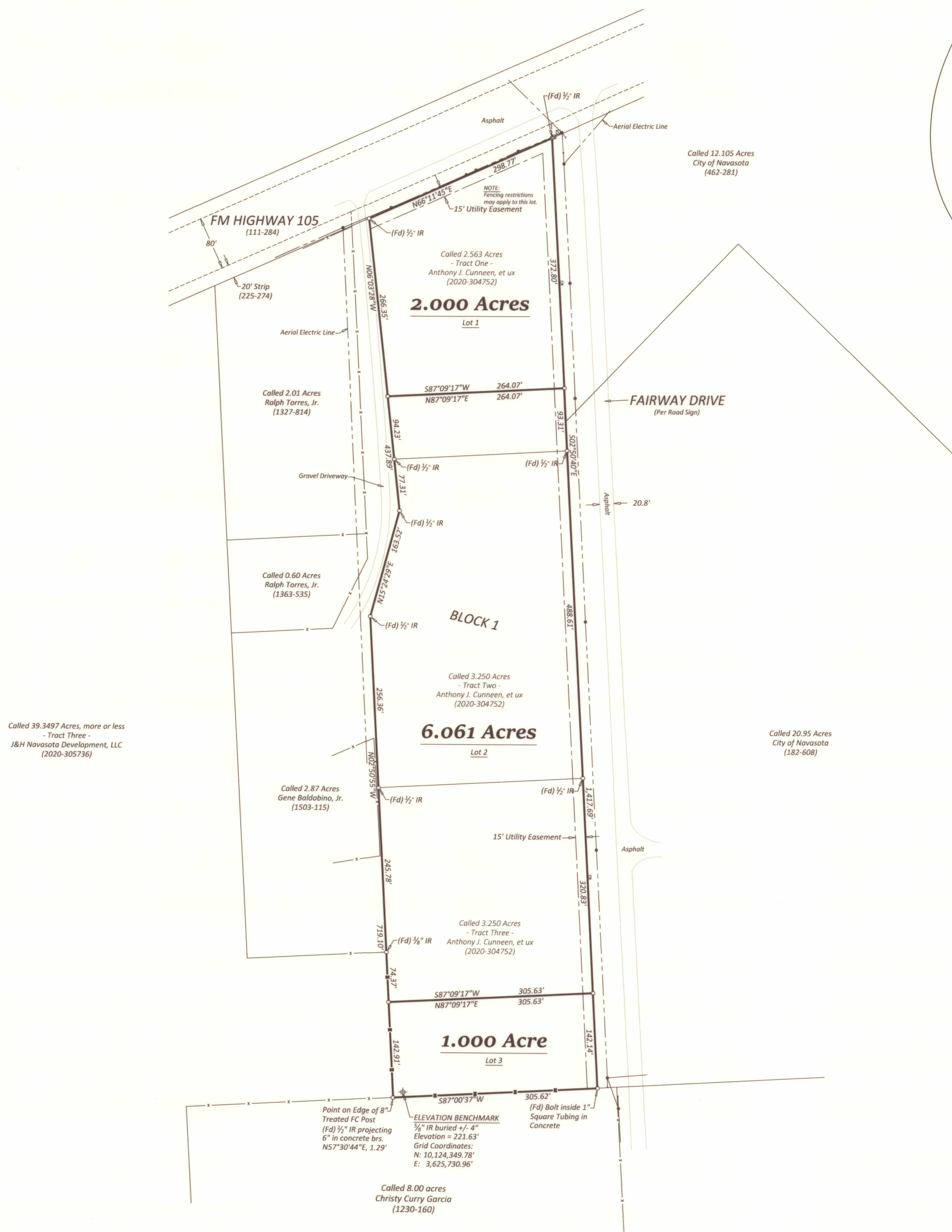
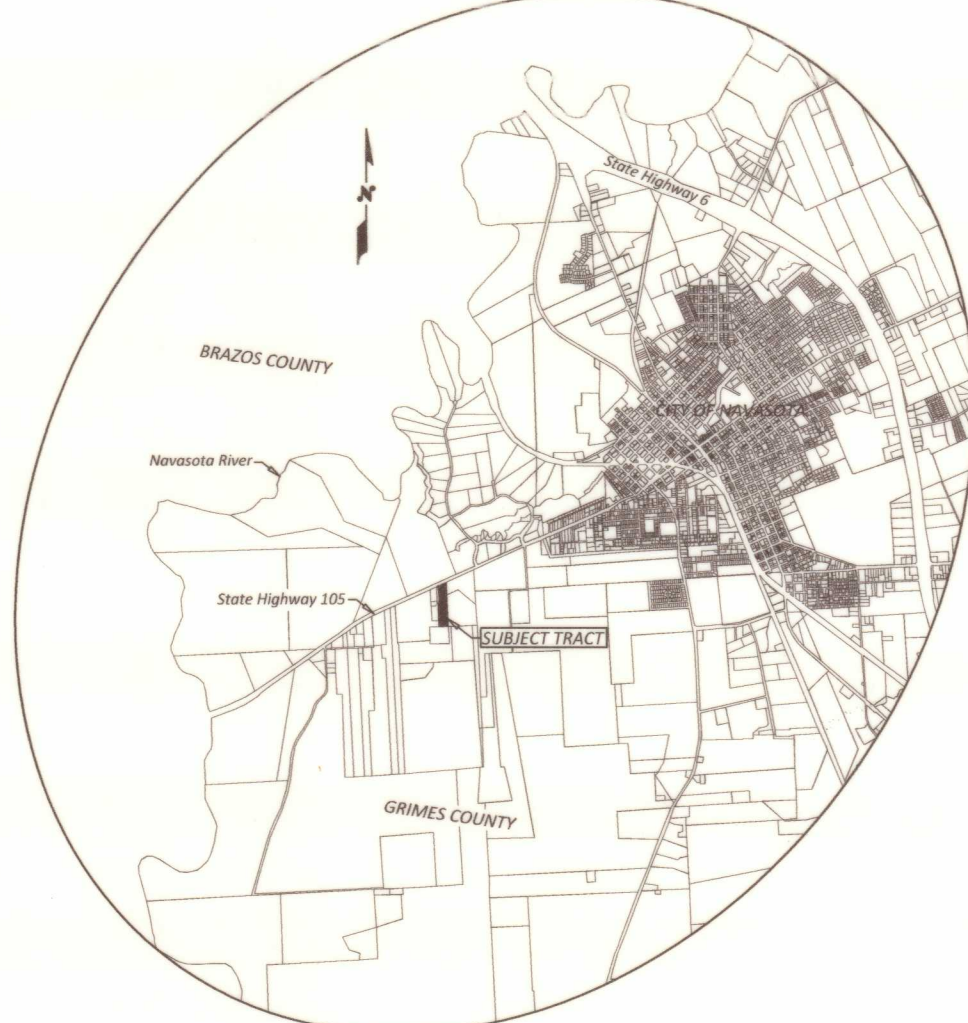


Scale: 1" = 100'
Basis of Bearings & Distances
Grid North, State Plane Coordinate System
of 1983, Central Zone, Leica RTK Network

MINOR PLAT OF FLY AWAY FIELD

DANIEL TYLER SURVEY, A-55
GRIMES COUNTY, TEXAS

VICINITY MAP



- NOTES:
- 1) According to the FEMA's FIRM Map No. 48185C0340C & 48185C0430C, with an effective date of April 3, 2012 it appears the subject property does NOT lie within Zone "A" of the Special Flood Hazard Area. No floodplain exists on site, per map.
 - 2) Unless otherwise noted all property corners, P.C.'s and P.T.'s are monumented with 3/4" iron rods.
 - 3) The lots shown hereon are intended for residential & commercial use.
 - 4) A 15' Utility Easement exists along all Lot lines fronting State Highway 90 and Fairway Drive.
 - 5) The gross area being subdivided totals 9.061 acres or 394,689 sq. ft.
 - 6) Elevations based on NGS monument designated S 206, PID: BM 0062 with a published elevation of 213.9 ft. The elevation benchmark shown hereon was established using GPS methods.
 - 7) The 3 Gulf States Utilities Company Easements (176-13, 277-607 & 379-426) cannot be plotted hereon by their given descriptions nor do they include a Deed reference to the tract affected.
 - 8) All distances and coordinates hereon are grid and can be converted to surface by multiplying by CSF of 1.000 065 500 59.
 - 9) Placement of street trees shall not interfere with the placement of traffic control devices or visibility of intersections. Existing and future traffic control devices may require the removal of or preclude the planting of street trees.
 - 10) Fencing restrictions may apply to corner lots.

METES AND BOUNDS DESCRIPTION

BEGINNING at a found 1/2 inch iron rod for the Northeast corner of Tract One, called 2.563 acres, as described in a Deed to Anthony J. Cunneen, et ux (Doc. #: 2020-304752), in the Southeast ROW of FM Highway 105 (120 ft. ROW (111/284, 225/274)), in the West line of a called 12.105 acre tract as described in a Deed to the City of Navasota (462/281) and same being in the West margin of Fairway Drive;

THENCE S 02°50'43" E, 1,417.69 ft., along the West margin of Fairway Drive, a West line of said 12.105 acre Navasota tract (Doc. #: 2020-304752), a West line of a called 20.95 acre tract as described in a Deed to the City of Navasota (182/608) and the East lines of Cunneen's Tracts One, Two and Three (Doc. #: 2020-204752) to a found bold inside a square 1 inch tubing in concrete and at fence corner for the Southeast corner of Tract Three, a Southwest corner of said 20.95 acre Navasota tract and same being in the generally fenced and North line of a called 8.00 acre tract as described in a Deed to Christy Curry Garcia (1230/160);

THENCE S 87°00'37" W, 305.62 ft., along a portion of the generally fenced and North line of said 8.00 acre Garcia tract (1230/160) and the South line of Cunneen's Third Tract (Doc. #: 2020-304752) to a Point on the Southwest edge of an 8 inch treated fence corner post for the Southwest corner thereof and same being a Southeast corner of the residue of Tract Three, called 39.3497 acres, more or less, as described in a Deed to J&H Navasota Development, LLC (Doc. #: 2020-305736), from which a found 1/2 inch iron rod projecting 6 inches and in concrete brs. N 57°30'44" E, 1.29 ft.;

THENCE N 02°50'55" W, 719.10 ft., along the West lines of Cunneen's Tract Three and a portion of Tract Two (Doc. #: 2020-304752), an East line of said 39.3497 acre J&H Navasota Development, LLC tract (Doc. #: 2020-305736) and the East line of a called 2.87 acre tract as described in a Deed to Gene Baldobino, Jr. (1503/115) to a found 1/2 inch iron rod for a common corner thereof;

THENCE along the Westerly lines of Cunneen's Tract Two and One (Doc. #: 2020-304752) and the East lines of said 2.87 acre Baldobino tract (1503/115) as follows:

- 1) N 15°24'29" E, 163.52 ft., to a found 1/2 inch iron rod and
- 2) N 06°03'28" W, 437.89 ft., to a found 1/2 inch iron rod for the Northeast corner of said 2.87 acre tract, the Northwest corner of Tract One and same being in the Southeast ROW of State Highway 105;

THENCE N 66°11'45" E, 298.77 ft., along the North line of Cunneen's Tract One (Doc. #: 2020-304752) and the Southeast ROW of State Highway 105 to the **PLACE OF BEGINNING** and containing 9.061 acres of land.

- ☐ Telephone Box/Fiber Optic Sign
- Guy Wire
- Power Pole

RESTRICTION, CONDITION AND COVENANT RUNNING WITH THE LAND

This plat has been approved by the City of Navasota pursuant to the City's subdivision, platting and development regulatory authority applicable in the corporate limits of the City and the City's extraterritorial jurisdiction (ETJ) in effect on the approval date with the following restriction, condition and covenant which is hereby agreed to by the developer of this subdivision as well as any other present property owner in said subdivision. In the event the undersigned developer or any person, firm or corporation who shall acquire property in this subdivision subsequent to this date, shall request additional improvements to bring such subdivision or any part thereof up to subdivision standards required within the corporate limits of the City or up to greater standards than are required for a subdivision in the ETJ of the City, then one hundred percent (100%) of the cost of such improvements shall be borne by the then property owners of said subdivision and this obligation regarding the cost of the additional improvements to said property of this subdivision shall be considered a restriction, condition, and covenant running with the land of all property or properties in said subdivision to bind the then owners of the property in said subdivision. Any future conveyance of property in this subdivision shall reference a statement in said conveyance setting out the aforementioned restriction, condition and covenant running with the land.

WAIVER OF CITY'S LIABILITY STATEMENT

THE STATE OF TEXAS
COUNTY OF GRIMES
In accordance with the Subdivision Development Ordinance of the City of Navasota, Texas, and in consideration of the approval of Fly Away Field Subdivision, Anthony J. Cunneen & Amanda E. Hopping-Cunneen do hereby waive, release and indemnify the City of Navasota from and against any and all claims for damages against the City of Navasota, Grimes County, Texas, occasioned by the establishment of grades or the alteration of the surface of any portion of existing streets and alleys to conform to the grades established in the above-named subdivision.

ENGINEER'S STATEMENT OF ACCURACY AND COMPLIANCE

I, Charles T. Anthony, an individual offering engineering services to the public, have been designated by the owner(s) to design and prepare plans and specifications for the physical improvements to the subdivision known as Fly Away Field, located in the City of Navasota, Texas, or within its extraterritorial jurisdiction. The undersigned certifies that such person has reviewed the as-built drawings, reports of test results and inspections, and the accompanying engineering documents and certifications. Engineering computations have been made to adjust and/or confirm the capacities of the as-built drainage system and the adequacy of the physical improvements (and are available for physical examination in the office of the Development Officer of the City of Navasota upon request) to assure that the minimum requirements of the applicable provisions of the City of Navasota's Codes, Ordinances and regulations have been achieved. The undersigned further recommends that the subdivision known as Fly Away Field, be approved and accepted by the City of Navasota, Texas.

Signature of Engineer
Date
Texas Registration No.

Firm Name: Charles Anthony Design Services, LLC
Business Address: 402 Acorn Lane
Porter, Texas 77365

CERTIFICATE OF OWNERSHIP AND DEDICATION

THE STATE OF TEXAS, COUNTY OF GRIMES
This is to certify that I, Miriahanne Cunneen, representing Anthony J. Cunneen & Amanda E. Hopping-Cunneen through Power of Attorney as recorded in Document No. 2020-307516 of the Deed Records of Grimes County, Texas, are the legal owner(s) of the land shown on this plat, being the tract of land located within the ETJ of the City of Navasota and as conveyed to us by Deed dated the 16th day of November, 2019 and recorded in Document No. 2019-304752 of the Deed Records of Grimes County, Texas, and designated herein as Fly Away Field in the ETJ of the City of Navasota, Texas.

FURTHER, We, the undersigned, do hereby DEDICATE to the use of the public forever all streets, alleys, parks, watercourses, drains, easements, and public places and public improvement shown on this plat for the purposes and consideration therein expressed.

Signature
Miriahanne Cunneen

NOTARY PUBLIC ACKNOWLEDGEMENT
This instrument was acknowledged before me this 18 day of June, 2020.

By
Notary's Signature

Notary Public, State of Texas

Notary's name: Jeannie Inez Burns

Notary's commission expires: March 19, 2023

LIEN HOLDER'S STATEMENT

I, Richard H. Hereford, Trustee for the First National Bank of Anderson, owner and holder of a lien against the property shown on this plat, said lien being evidenced by instrument of record in Document No. 2019-304753 of the Deed Records of Grimes County, Texas, do hereby in all things subordinate our interest in said property to the purposes and effects of said plat and the dedications and restrictions shown herein to said plat. Further, I hereby confirm that I am the present owner of said lien and have not assigned the same nor any part thereof.

Signature
Richard H. Hereford

NOTARY PUBLIC ACKNOWLEDGEMENT
This instrument was acknowledged before me this 22 day of June, 2020.

By
Notary's Signature

Notary Public, State of Texas

Notary's name: Jeannie Inez Burns

Notary's commission expires: March 19, 2023

DEVELOPMENT OFFICER'S APPROVAL OF A MINOR PLAT

APPROVED this 16th day of June, 2020, as a minor plat, by the Development Officer of the City of Navasota, Texas, as authorized by the City of Navasota Code, and Section 212.0065 of the Texas Local Government Code.

Signature
Development Officer

SURVEYOR'S STATEMENT

KNOW ALL MEN BY THESE PRESENTS
That I, Steven Wisnoski, RPLS 6006, do hereby certify that I made an actual and accurate survey of the platted land, and that the corner monuments shown on the foregoing plat were properly placed under my personal supervision, in accordance with the Subdivision Development Ordinance of the City of Navasota, Texas.



Signature
Steven Wisnoski, RPLS 6006

COUNTY CLERK FILING ACKNOWLEDGMENT STATEMENT

The State of Texas
County of Grimes

I, Vanessa Burzynski, Clerk of the County Court of Grimes County, Texas, do hereby certify that the within instrument with its certificate of authentication was filed for registration in my office on the 24th day of June, 2020, at 2:34 o'clock P.m., and duly recorded in Document No. 308796 of the Deed Records of Grimes County, Texas, the day and date last above written.

Signature
County Clerk
Grimes County, Texas



Plat prepared by:
Wisnoski Land Surveying, LLC
PO Box 1744
Navasota, Texas 77868

Owners/Developers of Property:
Anthony & Amanda Cunneen
502 S. LaSalle Street
Navasota, Texas 77868

Dated:
06-10-2020
Job #:
2020-05-04-01

MINOR PLAT OF FLY AWAY FIELD

Containing 9.061 Acres
One Block and 3 Lots

Daniel Tyler Survey, A-55
ETJ of the City of Navasota
Grimes County, Texas

**CITY OF NAVASOTA
CITY COUNCIL AGENDA**

AGENDA ITEM NO.: 6. **AGENDA DATE:** July 13, 2020

PREPARED BY: Lupe Diosdado, Community Development
Director

APPROVED BY: BS

ITEM: Consideration and possible action on the first reading of Ordinance No. 934-20, changing the current zoning from A/O: Agriculture Open Space District to B-1: General Business District for the properties legally described as Fly Away Field, Block 1, lot 1, 2 and changing the current zoning from A/O: Agriculture Open Space District to R-1A: high density, single dwelling unit, 7,000 square foot lot, residential district for the property legally described as Fly Away Field, Block 1, lot 3.

ITEM BACKGROUND:

On June 18, 2020 Miriah Cunneen on behalf of Anthony J. Cunneen submitted a rezoning application for the property legally described as A0055-0 D Tyler, Tract 3-5, Acres 9.063 recently annexed by the City of Navasota. The property has also been subdivided through the minor plat process into 3 separate lots. Lot 1 is located at the corner of fairway and 105 W, the proposed zoning change encourages commercial development on the corner and possible multifamily on lot 2. Lot 3 is currently being proposed for the development of single dwelling unit.

BUDGETARY AND FINANCIAL SUMMARY:

none

STAFF RECOMMENDATION:

Staff recommends approval of the first reading of Ordinance No. 934-20, changing the current zoning from A/O: Agriculture Open Space District to B-1: General Business District for the properties legally described as Fly Away Field, Block 1, lot 1, 2 and changing the current zoning from A/O: Agriculture Open Space District to R-1A: high density, single dwelling unit, 7,000 square foot lot, residential district for the property legally described as Fly Away Field, Block 1, lot 3.

ATTACHMENTS:

1. Ordinance No. 934-20

ORDINANCE NO. 934-20

AN ORDINANCE REZONING THE PROPERTIES LEGALLY DESCRIBED AS FLY AWAY FIELD BLOCK 1, LOT 1, 2, FROM A/O: AGRICULTURE OPEN SPACE DISTRICT TO B-1: GENERAL BUSINESS DISTRICT, AND REZONING THE PROPERTY LEGALLY DESCRIBED AS FLY AWAY FIELD, BLOCK 1, LOT 3, FROM A/O: AGRICULTURE OPEN SPACE DISTRICT TO R-1A: HIGH DENSITY, SINGLE DWELLING UNIT, 7,000 SQUARE FOOT LOT, RESIDENTIAL DISTRICT

WHEREAS, on the 18th of June, 2020, Miriah Cunneen on behalf of Anthony J. Cunneen, filed a petition requesting the rezoning of the properties legally described as FLY AWAY FIELD, BLOCK 1, LOT 1, 2, from A/O: Agriculture Open Space District, to B-1: General Business District and rezoning of the property legally described as FLY AWAY FIELD, BLOCK 1, LOT 3, from A/O: Agriculture Open Space District to R-1A: high density, single dwelling unit, 7,000 square foot lot, residential district; and

WHEREAS, the rezoning request is in harmony with the Comprehensive Plan of the City of Navasota; and

WHEREAS, on the 9th of July 2020, a public hearing was held before the Planning and Zoning Commission of the City of Navasota, a quorum being present on the occasion and said matter of rezoning being part of the agenda for said Commission meeting, an opportunity to present arguments for and against the proposed rezoning was held; and

WHEREAS, the properties are shown on Exhibit "A" attached hereto and incorporated herein for all purposes pertinent; and

WHEREAS, the Planning and Zoning Commission recommends to the City Council that best interest and the benefit of the residents of the City of Navasota, that the properties legally described as FLY AWAY FIELD, BLOCK 1, LOT 1, 2, be rezoned as B-1: General Business District; and

WHEREAS, the Planning and Zoning Commission recommends to the City Council that best interest and the benefit of the residents of the City of Navasota, that the property legally described as FLY AWAY FIELD, BLOCK 1, LOT, 3, be rezoned as R-1A: high density, single dwelling unit, 7,000 square foot lot, residential district; and

WHEREAS, on the 13th day of July 2020, a public hearing was held before the Navasota City Council, a quorum being present on the occasion and said matter of rezoning being part of the agenda, an opportunity to present arguments for and against the proposed rezoning was held;

NOW, THEREFORE, BE IT ORDAINED BY THE CITY COUNCIL OF THE CITY OF NAVASOTA, TEXAS:

SECTION 1. The zoning change request is hereby granted for the properties legally described as FLY AWAY FIELD, BLOCK 1, LOT, 1, 2 from A/O: Agriculture/Open Space District to B-1: General Business District and FLY AWAY FIELD, BLOCK 1, LOT, 3 from

A/O: Agriculture/Open Space District to R-1: high density, single dwelling unit, 7,000 square foot lot, residential district and such zoning shall be entered on the Official Zoning Map of the City of Navasota. Unless otherwise provided for or modified herein, the property legally described shall conform to the provisions of the City's Zoning Ordinance, Subdivision Ordinance and all other applicable ordinances.

SECTION 2. That if any section, subsection, word, sentence or phrase of this ordinance is held invalid, it shall not affect the remaining parts of this ordinance.

SECTION 3. That this ordinance shall be effective upon final reading and approval of this ordinance.

PASSED AND ADOPTED ON FIRST READING THIS 13th DAY OF JULY 2020.

BERT MILLER, MAYOR

ATTEST:

SUSIE M. HOMEYER, CITY SECRETARY

PASSED AND ADOPTED ON SECOND READING THIS 27th DAY OF JULY 2020.

BERT MILLER, MAYOR

ATTEST:

SUSIE M. HOMEYER, CITY SECRETARY

EXHIBIT "A"



**CITY OF NAVASOTA
CITY COUNCIL AGENDA**

AGENDA ITEM NO.: 7. **AGENDA DATE:** July 13, 2020

PREPARED BY: Brad Stafford, City Manager

APPROVED BY: BS

ITEM: Consideration and possible action on annual activity report from Grimes Health Resource Center for Fiscal Year 2018-2019 with budget request for FY 2020-2021.

ITEM BACKGROUND:

Phyllis Allen from the Grimes Health Resource Center will present the annual activity report for Fiscal Year 2018-2019 and the budget request for fiscal year 2020-2021. The City has assisted them annually with \$5,500 assistance. GRHC is requesting the same amount for this year.

BUDGETARY AND FINANCIAL SUMMARY:

STAFF RECOMMENDATION:

Staff recommends approval of \$5,500 to support the Grimes Health Resource Center in Fiscal Year 2020-2021.

ATTACHMENTS:

1. Grimes County Health Resource Center request



Dear Mayor Miller and City Council Members,

The Grimes Health Resource Center (GHRC) appreciates your support. We are excited to help out the citizens of Grimes County and to bring new and exciting events/activities to the area. We hosted a Healthy Living class at the Sunshine Center in Anderson. This is an exercise and nutrition class. It is set up to help people to live a healthier lifestyle. We continue to host our Senior Health & Activity days throughout the county and strive to bring as much health education to the citizens of Grimes County as we are able. We continue to host Gold Club along with the City of Navasota. Many of our events/activities have been cancelled due to Covid-19, but we are planning on hosting some events beginning in August. We have had 180 participants in our education classes so far this fiscal year.

GHRC has had a successful year (numbers reflecting October – May). We were able to help 655 with our outreach activities. These activities include bill assistance, application assistance, clothing or food needs, etc. We have served 5,681 meals to homebound seniors throughout the county. We have gotten 303 people to the doctor, grocery store, pharmacy, etc. Our transportation program relies on our one driver and we use volunteers to fill in whenever necessary. This has led to an in-kind value of \$1,336.50 for Grimes County. Our telehealth program has helped 123 people. This service is provided by the TAMU Telehealth Counseling Clinic. The service is free to all clients. This service provides an in-kind value of \$14,760.

As you can see the Grimes Health Resource Center does its best to meet the needs of the citizens of Grimes County. We work diligently with service providers and other members of the community to see that needs are met whenever possible. Your continued support is appreciated and put to good use throughout the county. We greatly appreciate the \$5,500.00 that you have given us for the current year and ask that you support us with the same amount the upcoming year.

Included in the packet are the GHRC activity reports for the current year, and the GHRC yearly activity report from FY 2018-2019. We hope you see the value in GHRC by the number of lives that have been touched.

We encourage you to stop by the resource center or to attend any of our events.

Thank you

Grimes County Health Resource Commission

Lara Meece, GHRC Executive Director

210 S. Judson Street, Navasota Texas 77868 Phone: 936-870-4575 Fax: 936-870-4584

Office hours: Monday - Thursday 8am - 5pm, Friday 8am-3pm Closed 12pm - 1pm



GHRC FIRST QUARTER REPORT 2020 OCTOBER - DECEMBER

CLIENT ENCOUNTERS

| | OCT | NOV | DEC | TOTAL |
|--------------------------------|------------|------------|-----------|------------|
| Service Information | 15 | 11 | 13 | 39 |
| Service Coordination | 13 | 9 | 7 | 29 |
| Medication Assistance | 0 | 3 | 0 | 3 |
| Senior Meals Clients Served | 29 | 30 | 28 | 87 |
| Transportation Clients Served | 30 | 27 | 17 | 74 |
| Brazos Food Bank | 1 | 0 | 0 | 1 |
| Telehealth | 25 | 16 | 13 | 54 |
| Focusing Families | 0 | 0 | 0 | 0 |
| SARC | 0 | 0 | 0 | 0 |
| Scotty's House | 8 | 3 | 1 | 12 |
| Legal Aid | 4 | 2 | 1 | 7 |
| TOTAL CLIENT ENCOUNTERS | 125 | 101 | 80 | 306 |

SENIOR MEALS

| | OCT | NOV | DEC | TOTAL |
|-----------------------------|------------|------------|------------|-------------|
| Home Delivered Meals | 635 | 549 | 570 | 1754 |
| Congregate Meals | 69 | 78 | 63 | 210 |
| Total Meals Served | 704 | 627 | 633 | 1964 |
| Senior Bags Distributed | 99 | 77 | 70 | 246 |
| Total Clients Served | 29 | 30 | 28 | 87 |

SENIOR MEAL VOLUNTEER HOURS

| | OCT | NOV | DEC | TOTAL |
|-----------------|-----|-------|-----|--------|
| Volunteer hours | 0 | 8.5 | 12 | 20.5 |
| In-Kind Value | 0 | 89.25 | 126 | 215.25 |

INFORMATION & REFERRAL

| | OCT | NOV | DEC | TOTAL |
|----------------------------------|------------|------------|------------|-------------|
| Incoming Phone Calls | 342 | 306 | 289 | 937 |
| Service Information | 15 | 11 | 13 | 39 |
| Service Coordination | 13 | 9 | 7 | 29 |
| Walk-ins | 55 | 22 | 26 | 103 |
| TOTAL I&R | 425 | 348 | 335 | 1108 |
| TRANSPORTATION | | | | |
| | OCT | NOV | DEC | TOTAL |
| New Clients | 3 | 2 | 1 | 6 |
| Existing Clients | 27 | 25 | 16 | 68 |
| Total Clients Served | 30 | 27 | 17 | 74 |
| Existing Clients-1st Trip-Mo. | 27 | 25 | 16 | 68 |
| Existing Clients-Subseq. Trip | 55 | 13 | 13 | 81 |
| TOTAL TRIPS | 85 | 40 | 30 | 155 |
| Wheel Chair Rides | 5 | 2 | 1 | 8 |
| Volunteer driver miles | 261 | 192 | 164 | 617 |
| Paid driver miles | 1875 | 629 | 673 | 3177 |
| Paid driver hours | 88 | 38.25 | 37.75 | 164 |
| Volunteer driver hours | 14.00 | 12.75 | 6.00 | 32.75 |
| IN-KIND VALUE OF VOLUNTEER HOURS | 308.00 | 280.50 | 132.00 | 720.50 |
| EDUCATION EVENTS | | | | |
| | OCT | NOV | DEC | TOTAL |
| Gold Club | 9 | 26 | 27 | 62 |
| Healthy Kid Fair | | 14 | | |
| Head Start parent meeting | | | 25 | 25 |
| | | | | 0 |
| TOTAL | 9 | 26 | 52 | 87 |
| OUTREACH ACTIVITIES | | | | |
| | OCT | NOV | DEC | TOTAL |
| Anderson Food Pantry | 6 | 0 | 4 | 10 |
| Local Food Pantry | 10 | 3 | 3 | 16 |
| Iola Fun Day | 30 | | | 30 |
| Anderson Trunk or Treat | 300+ | | | 0 |
| St. Joseph Health Fair | 110 | | | 110 |
| Emergency Food | 0 | 0 | 0 | 0 |
| Coats & Blankets | | | 75 | 75 |
| Radio Mash | | | 28 | 28 |
| Hams for Christmas | | | 4 | 4 |
| Blessing Bags | | | 29 | 29 |
| Senior Christmas Gifts | | | 28 | 28 |

| | | | | |
|-------------------------------------|------------|----------|------------|------------|
| Donated items to clients | 1 | | 2 | 3 |
| Assist with other need (bills, etc) | 4 | 5 | 8 | 17 |
| TOTAL CLIENTS SERVED | 161 | 8 | 181 | 350 |

TELEHEALTH

| | | | | |
|------------------|------------|------------|------------|--------------|
| | OCT | NOV | DEC | TOTAL |
| Appointments | 39 | 26 | 20 | 85 |
| Clients Served | 25 | 16 | 13 | 54 |
| IN-KIND VALUE OF | \$3,000.00 | \$1,920 | \$1,560.00 | 6480 |

EMERGENCY ROOM REFERRALS

| | | | | |
|------------------------------|------------|------------|------------|--------------|
| | OCT | NOV | DEC | TOTAL |
| Referrals received | 13 | 10 | 23 | 46 |
| Clients spoke with | 10 | 0 | 10 | 20 |
| Set up appointment at HRC | 4 | 0 | 2 | 6 |
| Set up appt for primary home | 1 | 0 | 0 | 1 |



**GRIMES COUNTY
HEALTH RESOURCE COMMISSION
YEARLY ACTIVITY REPORT
OCTOBER 2018 – SEPTEMBER 2019**

*As presented by the
Grimes County Health Resource Commission*

April 2020

GHRC Community Activity Highlights

October 2018

CHI Grimes St. Joseph Health Fair

93 attendees received information about GHRC

Iola Hay Day

30 attendees received information about GHRC

Gold Club - 9 people in attendance

Anderson Trunk or Treat - 325+ information handed out

Carver Senior Social - 75 bags handed out

Senior Health & Activity Day

Anderson (Sunshine Center) - 19 people in attendance

GHRC emergency food pantry – 1 client helped

November 2018

Healthy Youth Fair

Northwood Apartments – 25 participants

Gold Club -21 people in attendance

Golden Hearts Club

Iola – 14 people in attendance

GHRC emergency food pantry – 1 client helped

December 2018

Coats/blankets - 147 items collected

Set up in Todd Mission

Set up at Buckingham Garden

Gold Club -16 people in attendance

Radio Mash -31 children received a Christmas gift

Christmas gifts

Given to 42 home bound seniors

Christmas gifts – A community member wanted 3 seniors to give a Christmas gift

Blessing Bags (bags of food)

Given to 50 home bound seniors in need

Navasota Head Start parent meeting

62 information bags were handed out

January 2019

Gold Club – 12 people in attendance

A Matter of Balance

Progressive Center – 8 people in attendance

Blankets – 5 donated and given to community members

GHRC emergency food pantry – 2 clients helped

February 2019

Gold Club -8 people in attendance

A Matter of Balance

CHI St. Joseph Grimes Hospital – 25 people in attendance

Donated items - Helped 19 people

Eyeglasses for client - 1

March 2019

Gold Club- 8 people in attendance

Senior Health & Activity Day

Plantersville - 17 people attended

A Matter of Balance

CHI St. Joseph Grimes Hospital – 21 people in attendance

Volunteered at Special Olympics

April 2019

Gold Club - 13 people in attendance

Items donated – helped 2 clients

Assisted with other needs – 2 clients

Attended Active for Life Conference

May 2019

Gold Club - 9 people in attendance

Assisted clients of needs – 12 clients

GHRC emergency food pantry – 1 client helped

June 2019

Senior Day at the Grimes County Fair

125 information bags handed out

Gold Club –13 in attendance

Healthy Living

42 Place – 14 participants

Donated items helped 4 clients

Assisted clients with needs – 7

Attended health status assessment summit

GHRC emergency food pantry – 1 client helped

July 2019

Senior Health & Activity Day

Bedias – 16 attendees

Gold Club –12 people in attendance

Eat Smart, Live Strong - 20 in attendance

Anderson (Sunshine Center)

Healthy Living

42 Place – 56 participants

Donated items to clients – 2

Assisted clients with needs – 7

GHRC emergency food pantry – 1 client helped

August 2019

Back to School Health Fair - 297 information bags given out

Gold Club - 14 people in attendance

Eat Smart, Live Strong - 6 in attendance

Anderson (Sunshine Center)

Assisted clients with needs – 8

GHRC emergency food pantry – 3 clients helped

September 2019

Gold Club - 4 people in attendance

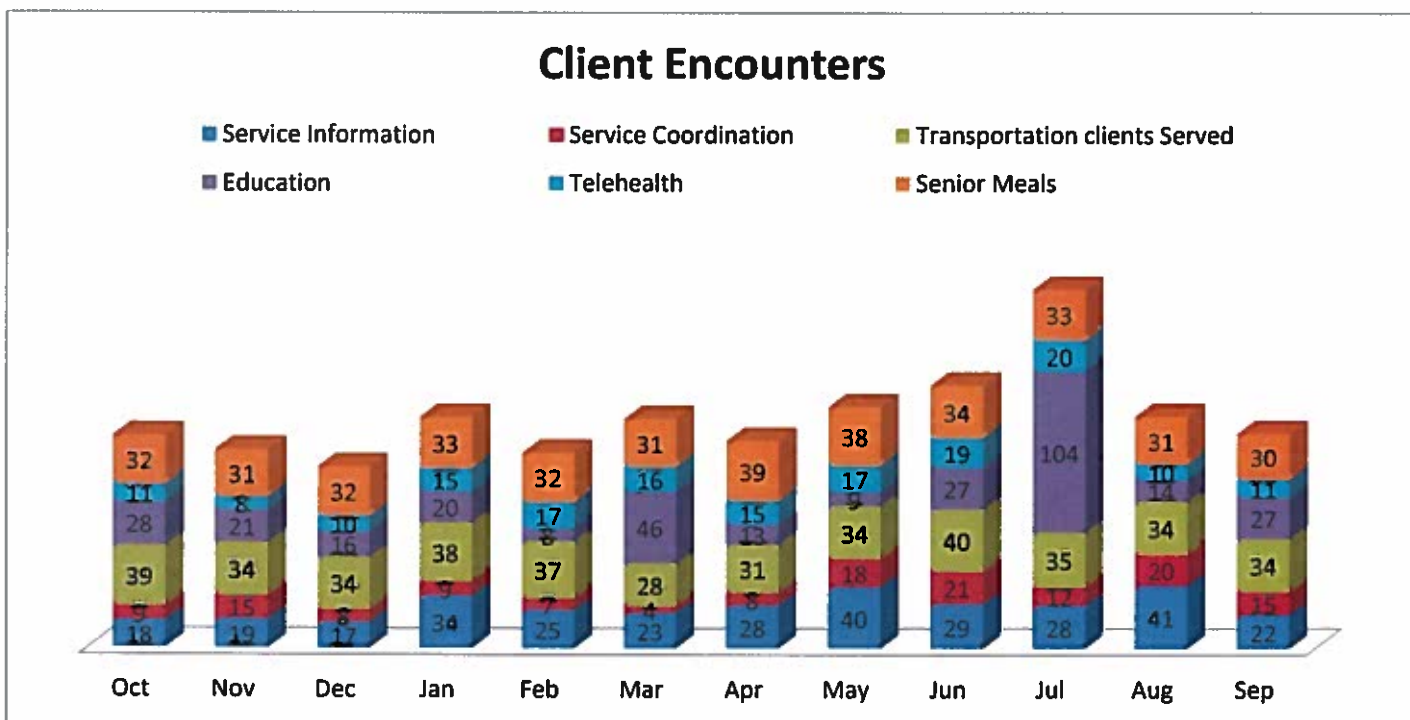
Fall Prevention

Buckingham Garden – 23 in attendance

Donated items – 1 client helped

Assisted clients with needs – 5

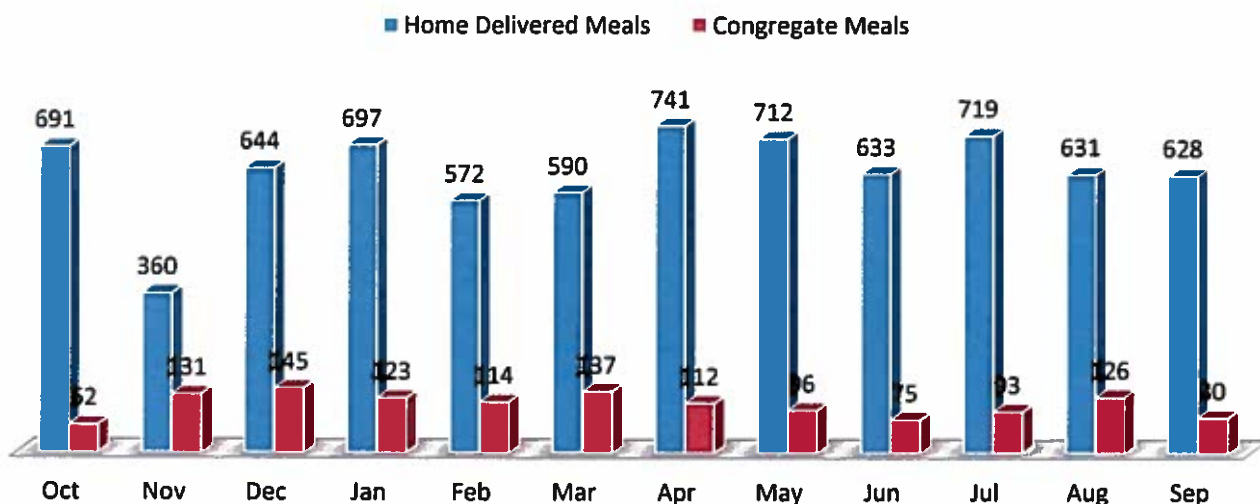
GHRC emergency food pantry – 1 client helped



Over the last year, the Grimes Health Resource Center (GHRC) has been successful in its efforts to help the citizens of Grimes County. These efforts are not possible without the partnerships with our stakeholders and other organizations.

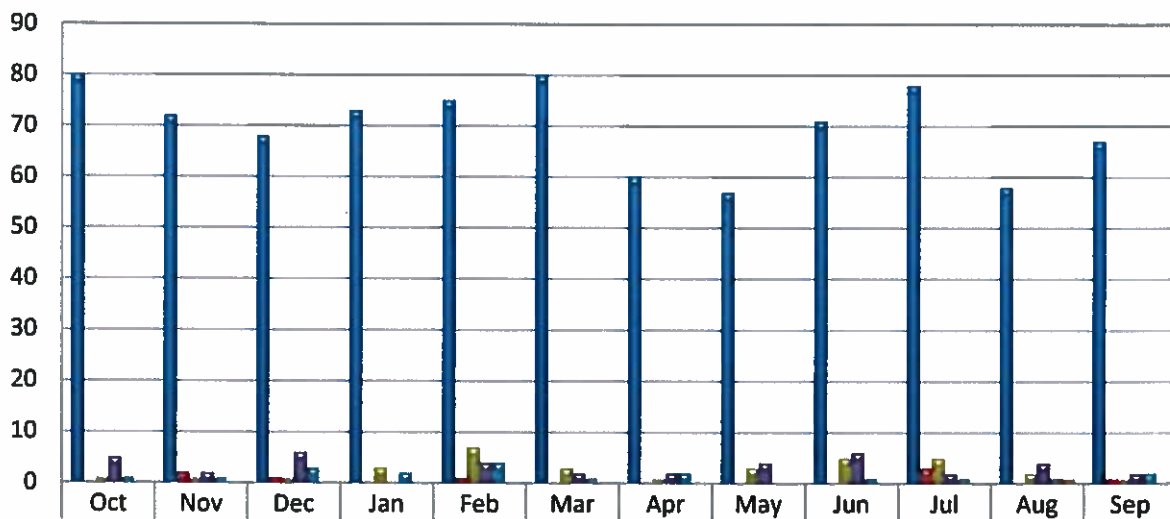
The telehealth program is doing well. We continue to have clients on a regular basis. This program could be better utilized. We continue to get the word out that this free service is available to anyone in Grimes County. 169 people attended sessions in fiscal year 2019 with 73 no shows. The calendar year value of services is \$20,280.

Senior Meals

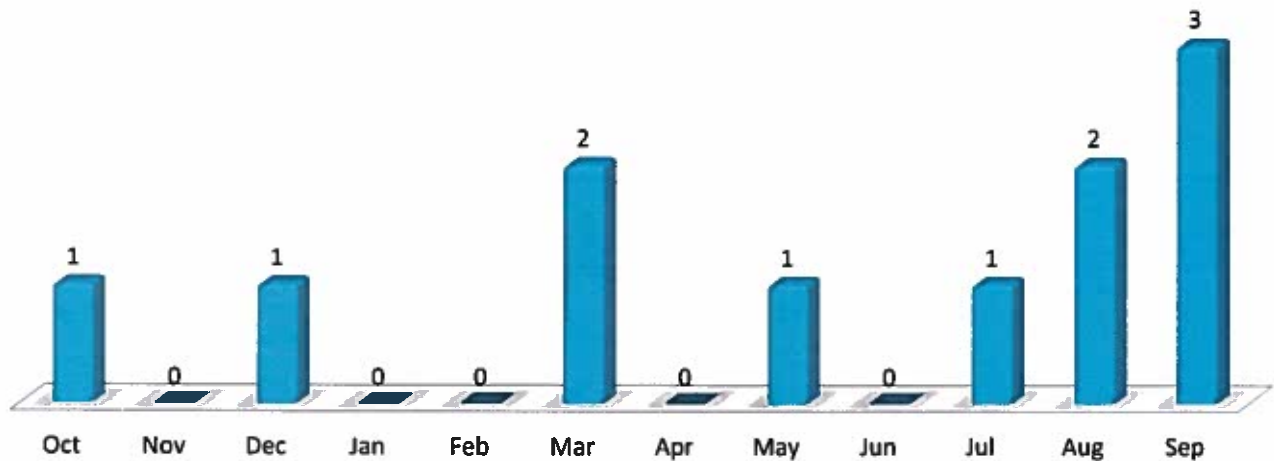


Our senior meal program is going well. We continue to have a need for this service in our community. The clients who are on the program receive a hot meal Monday – Friday at lunch. This program ensures that our homebound seniors are receiving a hot meal and it also allows us to visit with a person who would not otherwise have any visitors. In fiscal year 2019, we served 9,182 meals to homebound clients and the two senior centers in Grimes County.

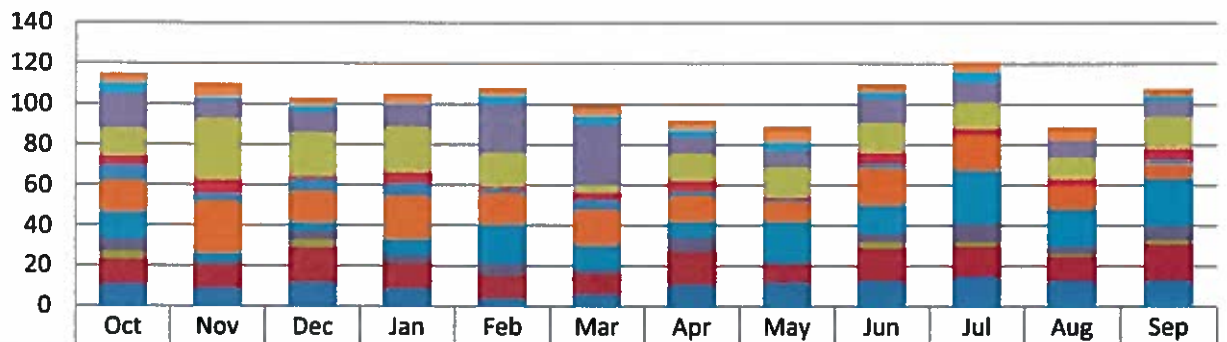
Rides by Town

[illegible]

Wheelchair Rides

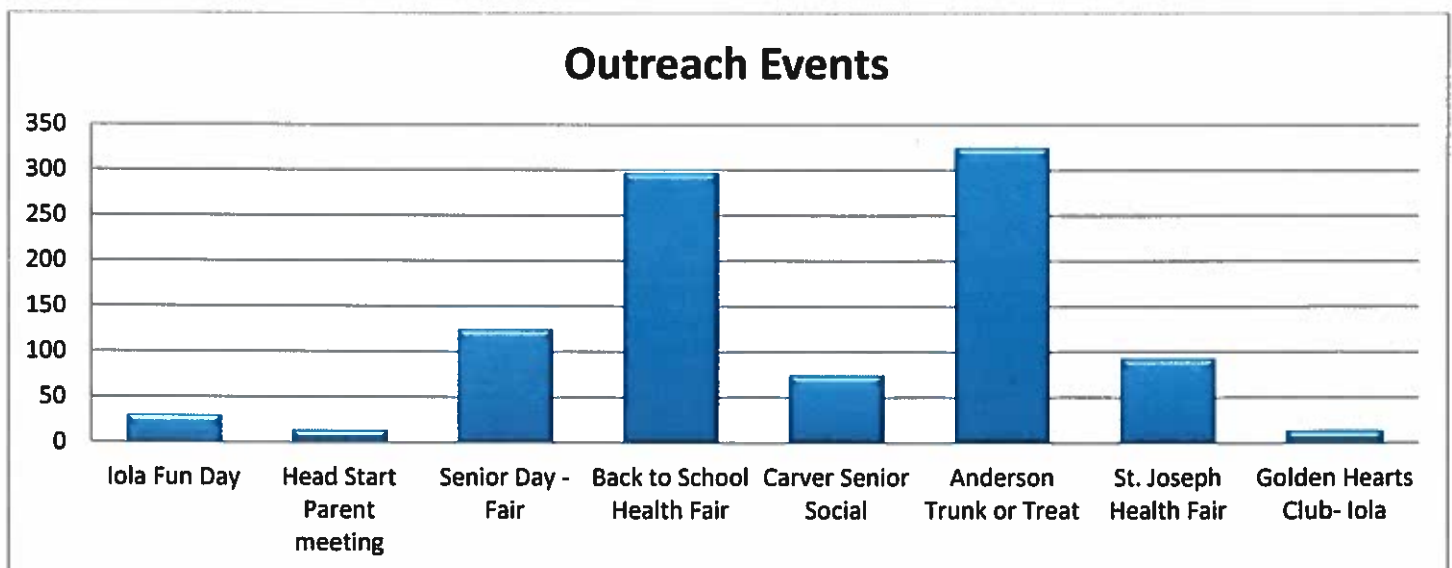
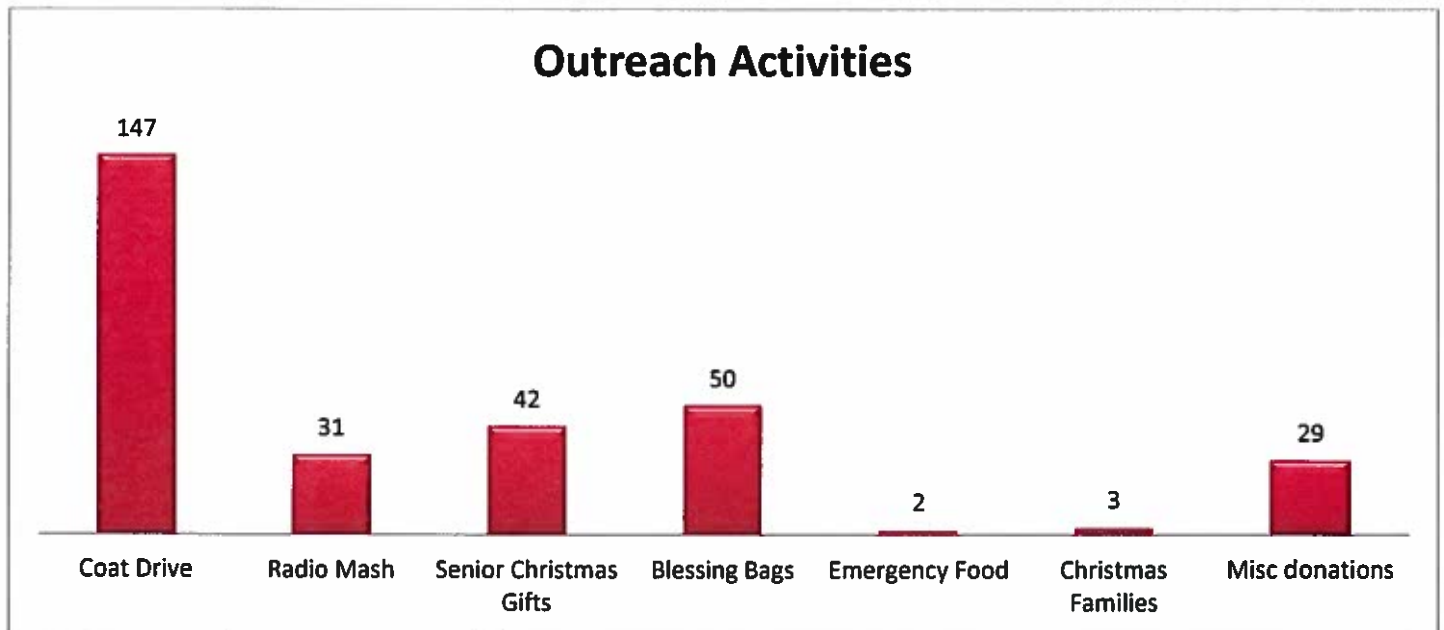


Ride Destinations



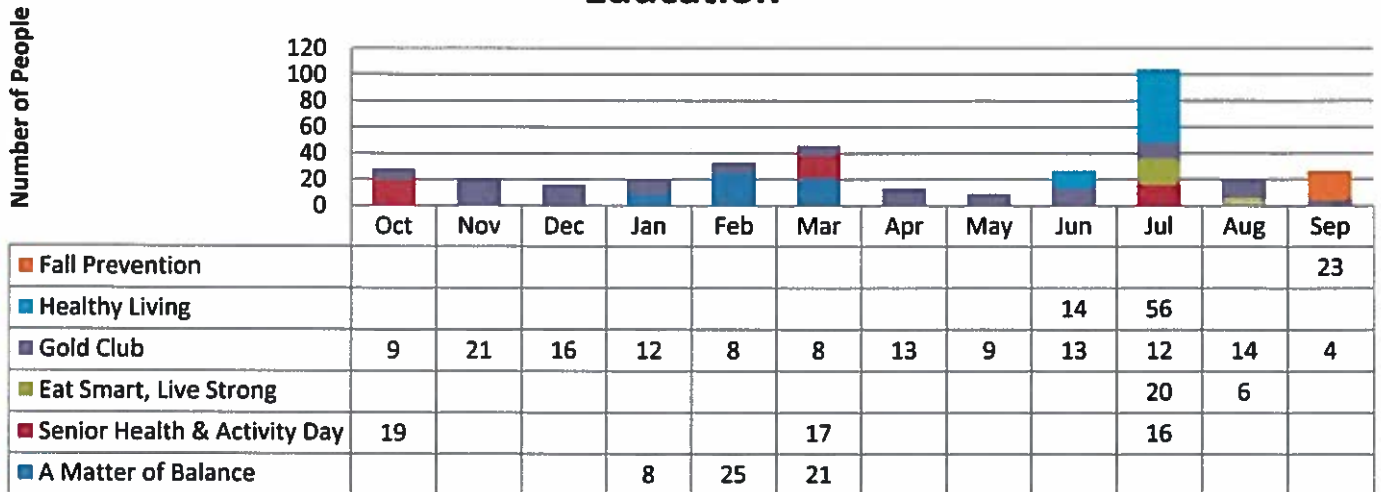
Our transportation program is a big part of the day to day operations at GHRC. We have a van that is used to transport clients to doctor's appointments, grocery store, etc. Due to our partnership with the Brazos Transit

District and Grimes County, we were able to add a mini bus that is wheel chair accessible. This addition to the resource center has allowed us to help with rides for people who otherwise would not be able to get around. Through the generosity of Grimes County, we have a part time driver that drives the bus. In fiscal year 2019, we were able to transport a total of 418 individuals for a total of 916 rides.



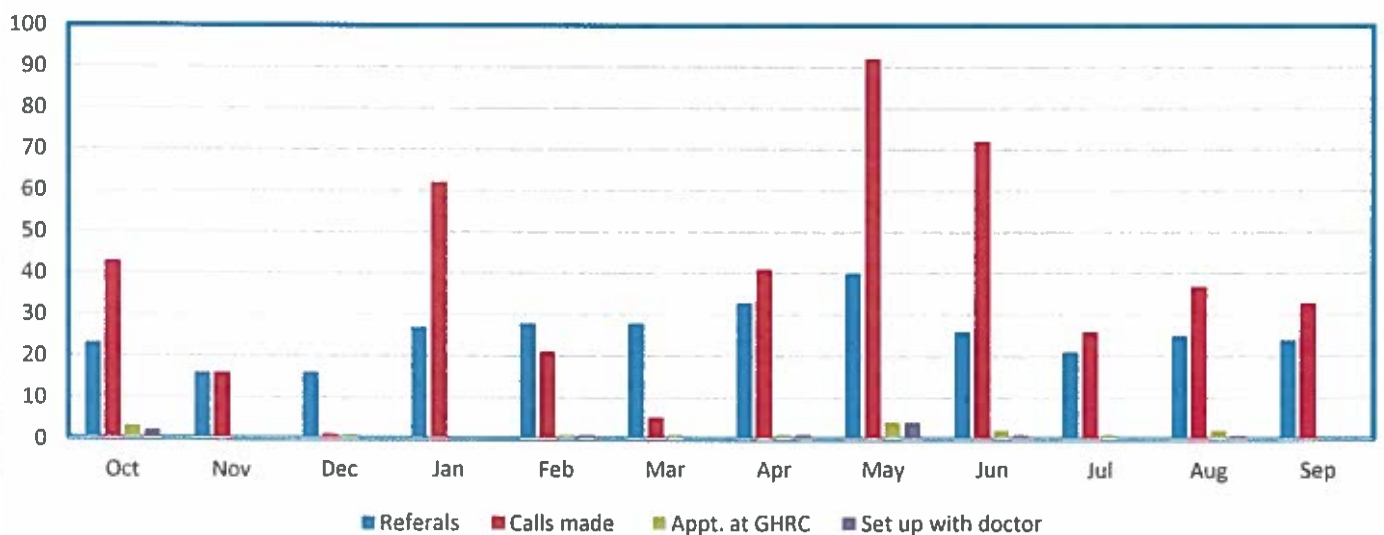
In an effort to get our information out, we attend health fairs and other events throughout the county on a regular basis. We were able to give our information to 973 people in fiscal year 2019 at these events. We also have outreach activities that we host at the resource center such as coat drives, clothing donations, food donations, Christmas gifts, etc. In FY 2019, we gave out 304 items to people in need. We also try to help people with other needs as well. We have people who need help with utility bills, home repairs, etc. In FY 2019, we were able to help 82 people with these needs done mostly through donated funds or services.

Education



GHRC is dedicated to bringing health education to the people of Grimes County. We host Senior Health and Activity days throughout the county. This is a way for senior citizens to get out of the house to have a little fun with their education. We have also partnered with the City of Navasota to host Gold Club each month. GHRC hosted several health education classes over the last year. In fiscal year 2019, we had 364 participants at our educational events.

Emergency Room Referrals



GHRC is working with the CHI St. Joseph Grimes Emergency Room to assist clients in finding a medical home. These referrals are made by giving information about the health resource center to the people who come into the emergency room who do not have a primary care physician or insurance.



GHRC SECOND QUARTER REPORT 2020 JANUARY - MARCH

CLIENT ENCOUNTERS

| | JAN | FEB | MAR | TOTAL |
|--------------------------------|------------|-----------|-----------|------------|
| Service Information | 28 | 17 | 10 | 55 |
| Service Coordination | 8 | 6 | 2 | 16 |
| Medication Assistance | 2 | 0 | 0 | 2 |
| Senior Meals Clients Served | 29 | 29 | 40 | 98 |
| Transportation Clients Served | 30 | 26 | 18 | 74 |
| Brazos Food Bank | 2 | 0 | 0 | 2 |
| Telehealth | 15 | 15 | 12 | 42 |
| Focusing Families | 0 | 0 | 0 | 0 |
| Senior Renewal | 0 | 1 | 1 | 2 |
| Scotty's House | 0 | 0 | 0 | 0 |
| Legal Aid | 2 | 1 | 0 | 3 |
| TOTAL CLIENT ENCOUNTERS | 116 | 95 | 83 | 294 |

SENIOR MEALS

| | JAN | FEB | MAR | TOTAL |
|-----------------------------|------------|------------|------------|-------------|
| Home Delivered Meals | 574 | 512 | 719 | 1805 |
| Congregate Meals | 87 | 101 | 112 | 300 |
| Total Meals Served | 661 | 613 | 831 | 2105 |
| Senior Bags Distributed | 82 | 80 | 84 | 246 |
| Total Clients Served | 29 | 29 | 40 | 98 |

SENIOR MEAL VOLUNTEER HOURS

| | JAN | FEB | MAR | TOTAL |
|-----------------|-----|-----|-----|-------|
| Volunteer hours | 12 | 12 | 12 | 36 |
| In-Kind Value | 126 | 126 | 126 | 378 |

INFORMATION & REFERRAL

| | JAN | FEB | MAR | TOTAL |
|-------------------------------------|------------|------------|------------|-------------|
| Incoming Phone Calls | 356 | 301 | 266 | 923 |
| Service Information | 28 | 17 | 10 | 55 |
| Service Coordination | 8 | 6 | 2 | 16 |
| Walk-ins | 27 | 25 | 12 | 64 |
| TOTAL I&R | 419 | 349 | 290 | 1058 |
| TRANSPORTATION | | | | |
| | JAN | FEB | MAR | TOTAL |
| New Clients | 1 | 1 | 1 | 3 |
| Existing Clients | 29 | 25 | 17 | 71 |
| Total Clients Served | 30 | 26 | 18 | 74 |
| Existing Clients-1st Trip-Mo. | 29 | 25 | 17 | 71 |
| Existing Clients-Subseq. Trip | 15 | 22 | 8 | 45 |
| TOTAL TRIPS | 45 | 48 | 26 | 119 |
| Wheel Chair Rides | 0 | 3 | 3 | 6 |
| Volunteer driver miles | 61 | 145 | 196 | 402 |
| Paid driver miles | 1287 | 1016 | 486 | 2789 |
| Paid driver hours | 52.25 | 45.75 | 26.25 | 124.25 |
| Volunteer driver hours | 6.25 | 13.50 | 8.25 | 28.00 |
| IN-KIND VALUE OF VOLUNTEER HOURS | 137.50 | 297.00 | 181.50 | 616.00 |
| EDUCATION EVENTS | | | | |
| | JAN | FEB | MAR | TOTAL |
| Gold Club | 10 | 20 | 0 | 30 |
| Special Education meeting | 25 | | | 25 |
| Healthy Living - Anderson | 12 | 26 | | 38 |
| TOTAL | 35 | 20 | 0 | 93 |
| OUTREACH ACTIVITIES | | | | |
| | JAN | FEB | MAR | TOTAL |
| Anderson Food Pantry | 0 | 0 | 0 | 0 |
| Local Food Pantry | 8 | 6 | 3 | 17 |
| Emergency Food | 2 | 0 | 2 | 4 |
| Coats & Blankets | 24 | | | 75 |
| Assist with other need (bills, etc) | 10 | 10 | 3 | 23 |
| Transition Fair | | 150 | | 150 |
| Noon Lions Club meeting | | 21 | | 21 |
| TOTAL CLIENTS SERVED | 44 | 187 | 8 | 290 |
| TELEHEALTH | | | | |
| | JAN | FEB | MAR | TOTAL |
| Appointments | 21 | 21 | 19 | 61 |

| | | | | |
|--|-------------------|----------------|-------------------|--------------|
| Clients Served | 15 | 15 | 12 | 42 |
| IN-KIND VALUE OF | \$2,250.00 | \$2,250 | \$1,440.00 | 5940 |
| <i>EMERGENCY ROOM REFERRALS</i> | | | | |
| | JAN | FEB | MAR | TOTAL |
| Referrals received | 18 | 15 | 2 | 35 |
| Clients spoke with | 12 | 9 | 1 | 22 |
| Set up appointment at HRC | 5 | 3 | 1 | 9 |
| Set up appt for primary home | 1 | 0 | 0 | 1 |



Strategic Planning Priorities

October 1, 2020-September 30, 2022

Grimes County Health Resource Commission

GCHRC Priorities
October 2020 through September 2022

Goal #1: Further develop and promote the Grimes County Health Resource Commission (GCHRC)

| Objective 1 Advise Grimes County on the development of coordinated health and social services and provides direction on the operations of the Grimes Health Resource Center (GHRC). | | | |
|--|---|---|--------------------------|
| Action Steps | | Responsible Party | Completion Date |
| 1.1.1 | Present the GCHRC Strategic Plan to Grimes County Commissioners' Court for review and comment. | Executive Committee | October 2022 |
| 1.1.2 | Present the GCHRC Strategic Plan to financial and in-kind GHRC supporters. <ul style="list-style-type: none"> Navasota City Council & City Manager Grimes St. Joseph Health Center Board & Administration | Executive Committee | October 2022 |
| 1.1.3 | Monitor, at least quarterly, the progress of the GCHRC Strategic Plan and make necessary adjustments to ensure goals are met. | Commission | Ongoing September 2022 |
| Objective 2 Develop and distribute quarterly and annual GCHRC/GHRC Activity reports to the Grimes County Commissioners' Court, City of Navasota, and Grimes St. Joseph Health Center Health Care Council. | | | |
| Action Steps | | Responsible Party | Completion Date |
| 1.2.1 | Present a quarterly GCHRC/GHRC Activity Reports to all three entities. | Executive committee & Commissioner Walker | Quarterly September 2022 |
| 1.2.2 | Complete and present an annual report to all three entities. | GHRC Staff & Executive Committee | June 2021 June 2022 |
| Objective 3 Regularly communicate with and provide GCHRC and GHRC information to additional community stakeholders and health and social service providers. | | | |
| Action Steps | | Responsible Party | Completion Date |
| 1.3.1 | Identify additional community stakeholders and service providers and present information on the GCHRC/GHRC. | GHRC Staff & Commission | Ongoing September 2022 |
| 1.3.2 | Create partnership opportunities for stakeholders/providers. Partnership opportunities could include: | GHRC Staff | Ongoing September 2022 |

| | | | |
|--|---|--|--|
| | <ul style="list-style-type: none"> • Financial and/or in-kind sponsorship of GHRC • Agreement to disseminate GCHRC/GHRC information through organization's communication methods, on-site and/or to patients and clients • Agreement to provide services at GHRC • Agreement to send referrals to and receive referrals from GHRC | | |
|--|---|--|--|

Goal #2: Maintain the sustainability of the GHRC.

| Objective 1 Maintain current funding levels and secure additional long-term funding and in-kind commitments to support the GHRC facility, personnel, and operations. | | | |
|---|--|----------------------------------|--------------------------------|
| Action Steps | | Responsible Party | Completion Date |
| 2.1.1 | Expand upon existing funding opportunities and in-kind donations. | Commission | Ongoing September 2022 |
| 2.1.2 | Develop proposal(s) to submit to potential funders based upon the requirements of potential funder. | Executive Committee & GHRC Staff | Ongoing September 2022 |
| 2.1.3 | Contact current and new funding sources and inquire about their deadlines for proposal requests. | GHRC Staff | Ongoing September 2022 |
| 2.1.4 | Continue to monitor the line item budget(s) that includes the operating costs for GHRC (i.e. supplies, promotional materials, staff, and services); include all in-kind donations. | Budget Committee & Commission | Monthly through September 2022 |
| 2.1.5 | Present budget, annual report, and current year quarterly reports to current and new funding sources. | Executive Committee | June 2021 June 2022 |
| 2.1.6 | Identify and pursue grant opportunities to further the GHRC operations. | Commission | Ongoing September 2022 |

Goal #3: Promote activities of the GHRC.

| | |
|--------------------|---|
| Objective 1 | Develop the GHRC as the leading information and referral entity within Grimes County. |
|--------------------|---|

| Action Steps | | Responsible Party | Completion Date |
|--------------------|---|-------------------------|----------------------------------|
| 3.1.1 | Document, and disseminate information about various health and social services providers that offer service to Grimes County residents. | GHRC Staff | Ongoing September 2022 |
| 3.1.2 | Promote the GHRC as the local information and referral outpost for Grimes County. | GHRC Staff & Commission | Ongoing September 2022 |
| 3.1.3 | Promote the usage of 2-1-1. | GHRC Staff & Commission | Ongoing September 2022 |
| 3.1.4 | Continue quarterly CRCG meetings to communicate services available in Grimes County. | GHRC Staff | Quarterly through September 2022 |
| Objective 2 | Maintain relationships with existing GHRC providers | | |
| Action Steps | | Responsible Party | Completion Date |
| 3.2.1 | Renew all Facility Use Agreements with GHRC providers. | GHRC Staff | August 2022 |
| 3.2.2 | Update GHRC operational handbook and orientate providers with procedures. | GHRC Staff | Ongoing September 2022 |
| 3.2.3 | Promote the services of all GHRC providers through various communication avenues to be determined. | GHRC Staff & Commission | Ongoing September 2022 |
| Objective 3 | Identify and recruit potential partners for GHRC. | | |
| Action Steps | | Responsible Party | Completion Date |
| 3.3.1 | Identify potential service providers willing to offer services through the GHRC. | Commission | Ongoing September 2022 |
| Objective 4 | Maintain and enhance the GHRC transportation program. | | |
| Action Steps | | Responsible Party | Completion Date |
| 3.4.1 | Make outreach attempts to recruit new volunteer drivers by speaking at community functions at least once per quarter. Give report at commission meetings. | Commission | Ongoing September 2022 |

| | | | |
|---------------------|---|--------------------------|----------------------------|
| 3.4.2 | Continue to recruit and retain qualified volunteers for the transportation program and determine the resources necessary to implement the plan. | GHRC Staff & Commission | Ongoing September 2022 |
| 3.4.3 | Ensure that Grimes County signs 2019-20 & 2020-21 agreement with BVCOG for financial support of transportation program. | GHRC Staff | August 2021 August 2022 |
| Objective 5 | Increase the availability of home delivered meals to Grimes County residents. | | |
| Action Steps | | Responsible Party | Completion Date |
| 3.5.1 | Create and implement a strategy to increase the number of individuals served through the home delivered meal program. | GHRC Staff | Ongoing September 2022 |
| 3.5.2 | Provide all required monthly reports to the Brazos Valley Area Agency on Aging. | GHRC Staff | Ongoing September 2022 |
| 3.5.3 | Develop Grimes County Senior Meals budget for Fiscal Year 2019-20 & 2020-21 and submit to the Brazos Valley Area Agency on Aging | GHRC Staff | June 2021 June 2022 |
| Objective 6 | Develop a community education calendar. | | |
| Action Steps | | Responsible Party | Completion Date |
| 3.6.1 | Develop relationships with individuals or groups that can lead seminars or training about health related issues. | GHRC Staff & Commission | Ongoing September 2022 |
| 3.6.2 | Create calendar and inform the citizens of upcoming GHRC events. | GHRC Staff & Commission | Ongoing September 2022 |
| Objective 7 | Maintain a relationship with the newspaper and radio station to help keep citizens informed of programs and events. | | |
| Action Steps | | Responsible Party | Completion Date |
| 3.7.1 | Communicate with staff at the newspaper and radio station of promote any upcoming events or programs offered by the GCHRC/GHRC. | GHRC Staff | Ongoing September 2022 |

**CITY OF NAVASOTA
CITY COUNCIL AGENDA**

AGENDA ITEM NO.: 8. **AGENDA DATE:** July 13, 2020

PREPARED BY: Lupe Diosdado, Community Development
Director

APPROVED BY: BS

ITEM: Conduct a public hearing for the purpose of receiving public comment and testimony regarding a specific use permit application submitted by Glenn Fuqua for the development of an RV Park within the B-2: General Business District, single structures/uses over 50,000 sf, for the property located behind 9524 Hwy 6 Loop S, legally described as A0055-5 D Tyler, Tract 5, Par 8-6, Acres 2.271, Navasota, Grimes County, Texas, 77868

ITEM BACKGROUND:

City staff received a specific use permit application for the development of an RV Park by Glenn Fuqua for the property located behind the existing Western Steakhouse & Dance Hall. The site plan/park plan has been reviewed in accordance with all applicable City of Navasota development standards and is attached for your review.

Public hearing opened at _____ p.m.

Public hearing closed at _____p.m.

BUDGETARY AND FINANCIAL SUMMARY:

none

STAFF RECOMMENDATION:

Staff recommends conducting a public hearing for the purpose of receiving public comment and testimony regarding a specific use permit application submitted Glenn Fuqua for the development of a RV Park within the B-2: General Business District, single structures/uses over 50,000 sf, for the property located behind 9524 Hwy 6 Loop S, legally described as A0055-5 D Tyler, Tract 5, Par 8-6, Acres 2.271, Navasota, Grimes County, Texas, 77868.

ATTACHMENTS:

1. Staff Report
2. Park Plan/Site Plan



City of Navasota Planning and Zoning Commission Staff Report

Date: June 26, 2020

To: City Council

From: Lupe Diosdado, Community Development Director

Agenda Item: The Western RV Park

PROPERTY INFORMATION:

PID: R76568

LEGAL DESCRIPTION: A0055-5 D TYLER, TRACT 5, PAR 8-6, ACRES 2.271

OWNER: FUQUA, GLENN

ADDRESS: 9524 HWY6 LOOP S, NAVASOTA, TX 77868

ZONING: B-2

REQUEST:

Conduct a public hearing for the purpose of receiving public comment and testimony regarding a specific use permit application submitted Glenn Fuqua for the development of a RV Park within the B-2: General Business District, single structures/uses over 50,000 sf, for the property located behind 9524 Hwy 6 Loop S, legally described as A0055-5 D Tyler, Tract 5, Par 8-6, Acres 2.271, Navasota, Grimes County, Texas, 77868

SUMMARY:

City staff received a specific use permit application for the development of an RV Park by Glenn Fuqua for the property located behind the existing Western Steakhouse & Dance Hall.

The affected property is currently zoned B-2: General Business District, single structures/uses over 50,000 sf. RV parks are not listed as permitted or conditional uses so therefore a specific use permit is required for the proposed use to be approved.

The site plan/park plan has been reviewed in accordance with all applicable City of Navasota development standards and is attached for your review.

On June 25, 2020 the Planning and Zoning Commission held a public hearing and unanimously voted to recommend the specific use permit as presented.

STAFF RECOMMENDATION:


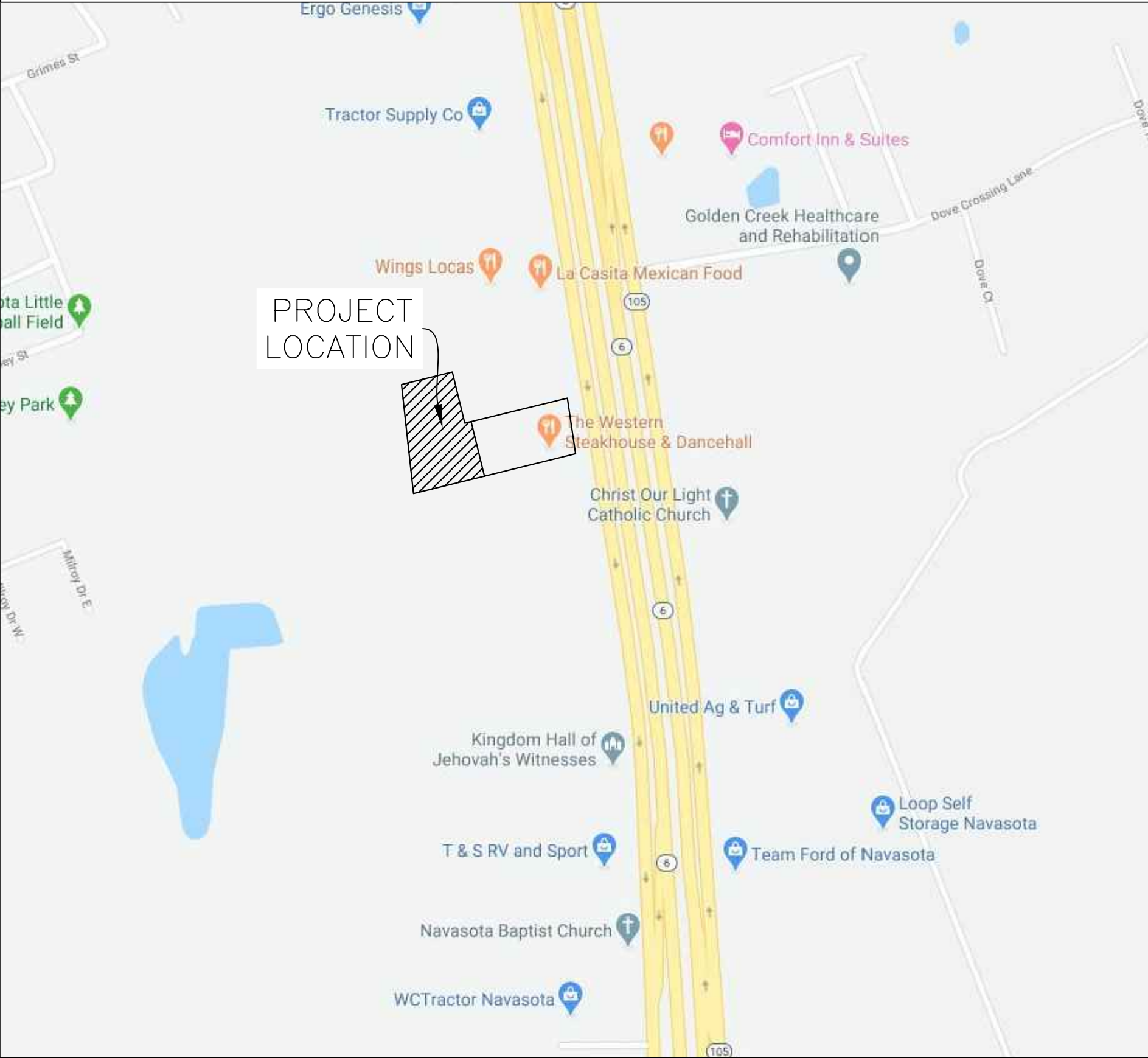
Staff recommends conducting a public hearing and approving the proposed RV park. With the closure of the City owned and operated RV park there is an opportunity for the gap in service to be met.

AERIAL / STREET VIEW:



GLENN FUQUA, INC.
9524 N. HWY. 6 LOOP SOUTH
NAVASOTA, TX 77868
WESTERN R/V PARK PROJECT


VICINITY MAP
NOT TO SCALE



| DRAWING INDEX | |
|-----------------------------|-------------|
| DESCRIPTION | DRAWING NO. |
| TITLE, INDEX & LOCATION | T1 |
| SITE DRAWINGS | |
| EXISTING SITE TOPO | C1 |
| PROPOSED SITE TOPO | C2 |
| PROPOSED SITE LAYOUT PLAN | C3 |
| PROPOSED SITE PAVING PLAN | C4 |
| PROPOSED SITE DRAINAGE PLAN | C5 |
| PROPOSED SITE UTILITIES | C6 |
| SITE UTILITY DETAILS | C7 |

THE SEAL APPEARING ON THIS DOCUMENT WAS AUTHORIZED BY PAUL E. MALEK, P.E. 82860 ON JUNE 2, 2020

| NO. | REVISIONS | DATE | BY | DRAWN BY: |
|-----|-----------|------|----|--------------|
| | | | | PEM |
| | | | | DATE |
| | | | | JUNE 2, 2020 |
| | | | | SCALE |
| | | | | AS SHOWN |



THESE PLANS WERE PREPARED UNDER THE SUPERVISION OF
MBC MANAGEMENT
FIRM NO. F-789
7984 HWY 6 NAVASOTA, TX 77868
CONSULTING ENGINEER PAUL MALEK, P.E.
P.E. LICENSE # 82860

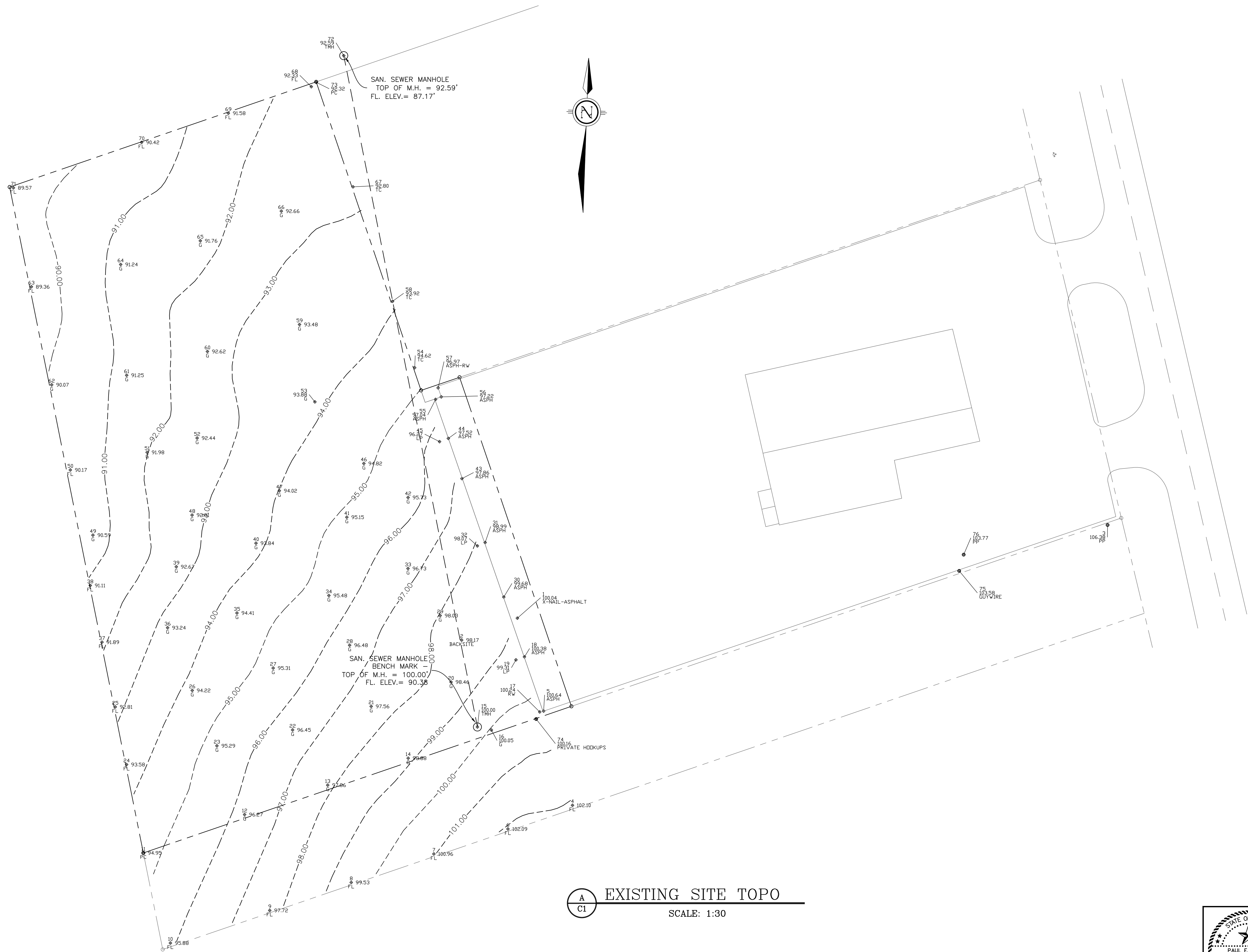
GLENN FUQUA, INC.
9524 N. HWY. 6 LOOP SOUTH
NAVASOTA, TX 77868
WESTERN R/V PARK PROJECT

CONSTRUCTION MANAGEMENT AND DESIGN SERVICES
MBC
MANAGEMENT

7984 HWY. 6
NAVASOTA, TX 77868
Ph. (936) 825-1603
Fax (936) 825-1624

TITLE PAGE

APPROVED:
DRAWING NO.
T1



A
C1

EXISTING SITE TOPO

SCALE: 1:30

THE SEAL APPEARING ON THIS DOCUMENT WAS AUTHORIZED BY PAUL E. MALEK, P.E. 82860 ON JUNE 2, 2020

| NO. | REVISIONS | DATE | BY | DRAWN BY: |
|-----|-----------|------|----|--------------|
| | | | | PEM |
| | | | | DATE |
| | | | | JUNE 2, 2020 |
| | | | | SCALE |
| | | | | AS SHOWN |

STATE OF TEXAS
PAUL E. MALEK
82860
PROFESSIONAL ENGINEER
Paul E. Malek, P.E.

THESE PLANS WERE PREPARED UNDER THE SUPERVISION OF
MBC MANAGEMENT
FIRM NO. F-789
7984 HWY 6 NAVASOTA, TX 77868
CONSULTING ENGINEER PAUL MALEK, P.E.
P.E. LICENSE # 82860


GLENN FUQUA, INC.
9524 N. HWY. 6 LOOP SOUTH
NAVASOTA, TX 77868
WESTERN R/V PARK PROJECT
CONSTRUCTION MANAGEMENT AND DESIGN SERVICES

MBC
MANAGEMENT

7984 HWY. 6
NAVASOTA, TX 77868
Ph. (936) 825-1603
Fax (936) 825-1624

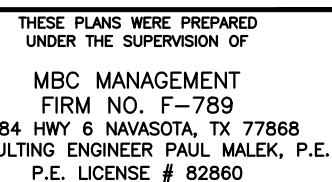
EXISTING SITE
TOPO

APPROVED:
DRAWING NO.
C1



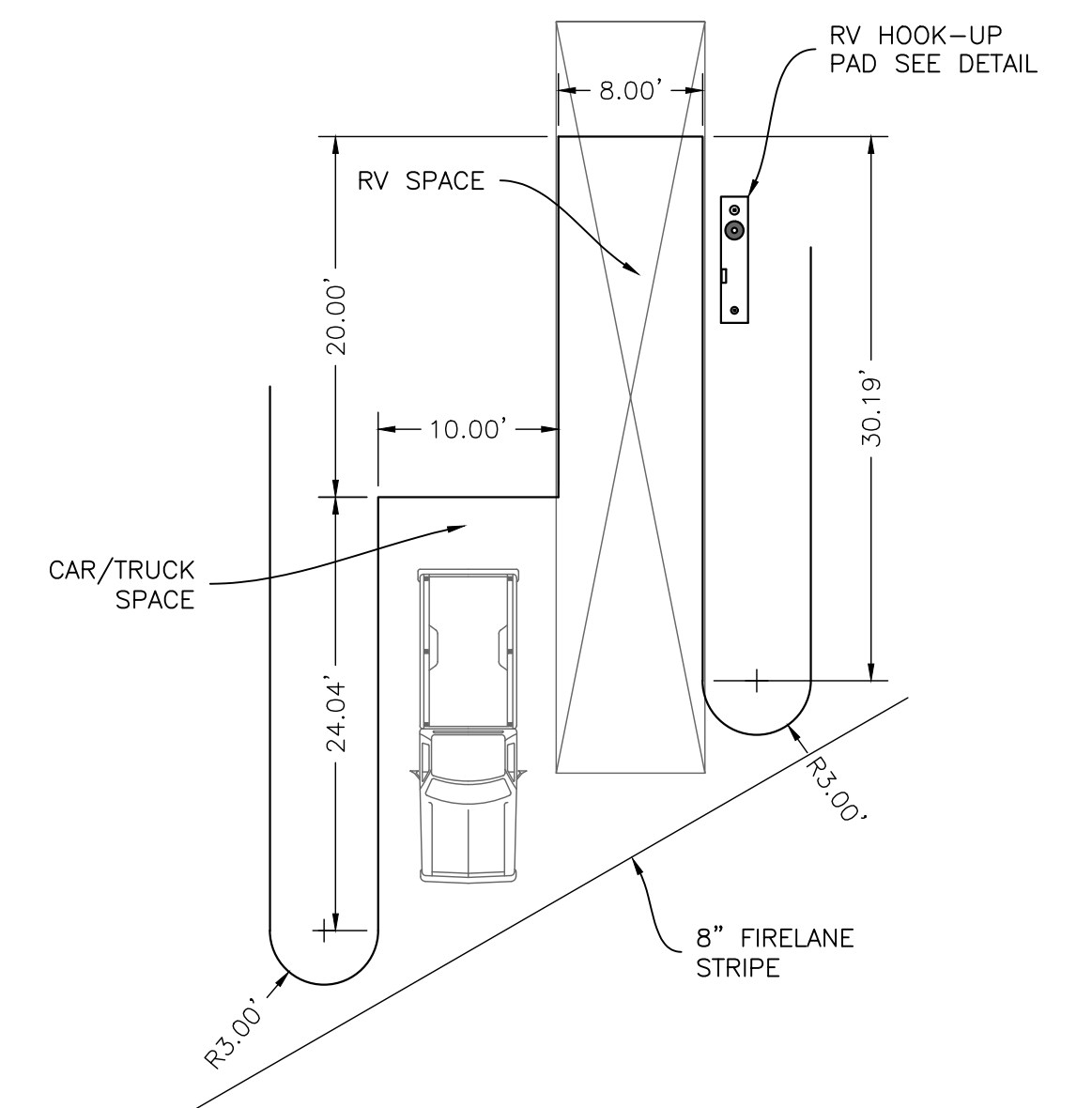
SCALE: 1:30


THE SEAL APPEARING ON THIS
DOCUMENT WAS AUTHORIZED BY
PAUL E. MALEK, P.E. 82860 ON
JUNE 2, 2020.



MBC
MANAGEMENT

| |
|------------------|
| APPROVED: |
| DRAWING NO. C |

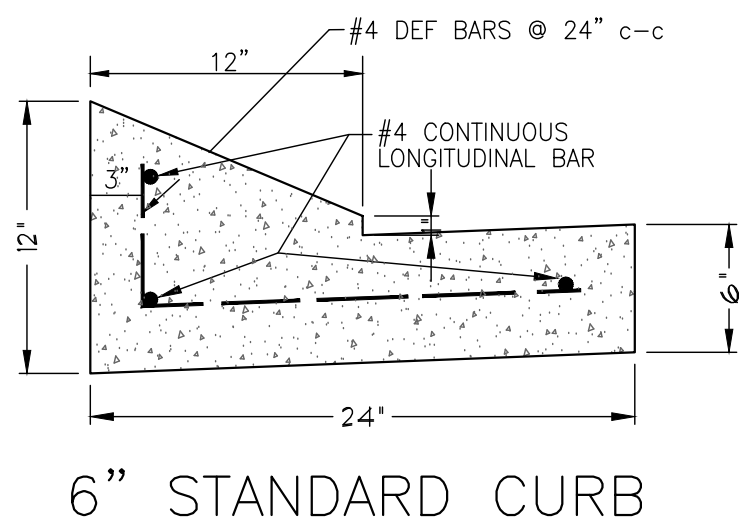
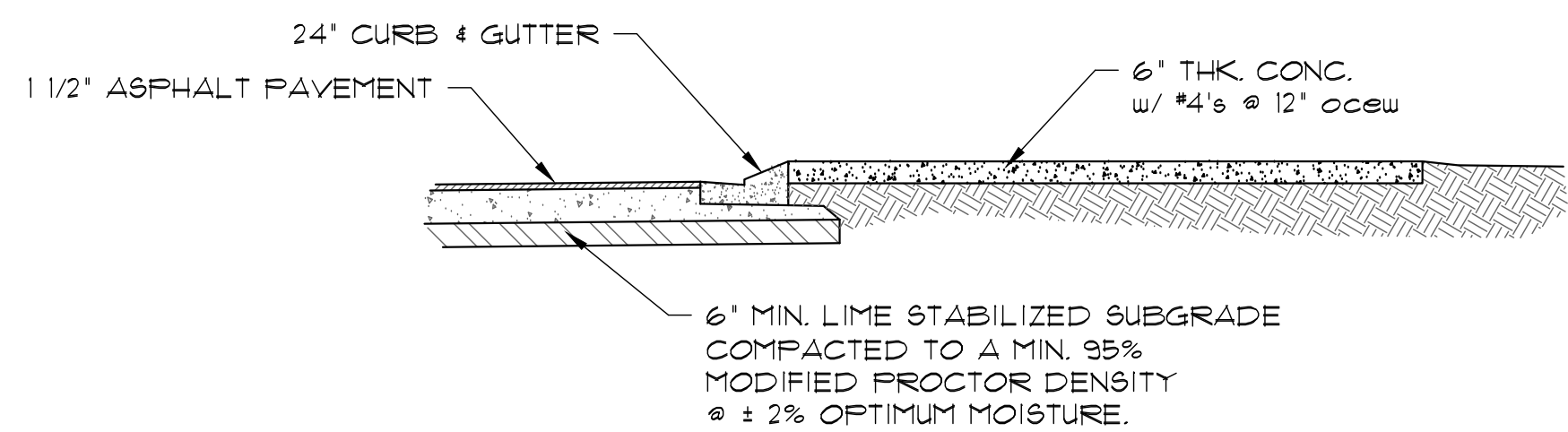
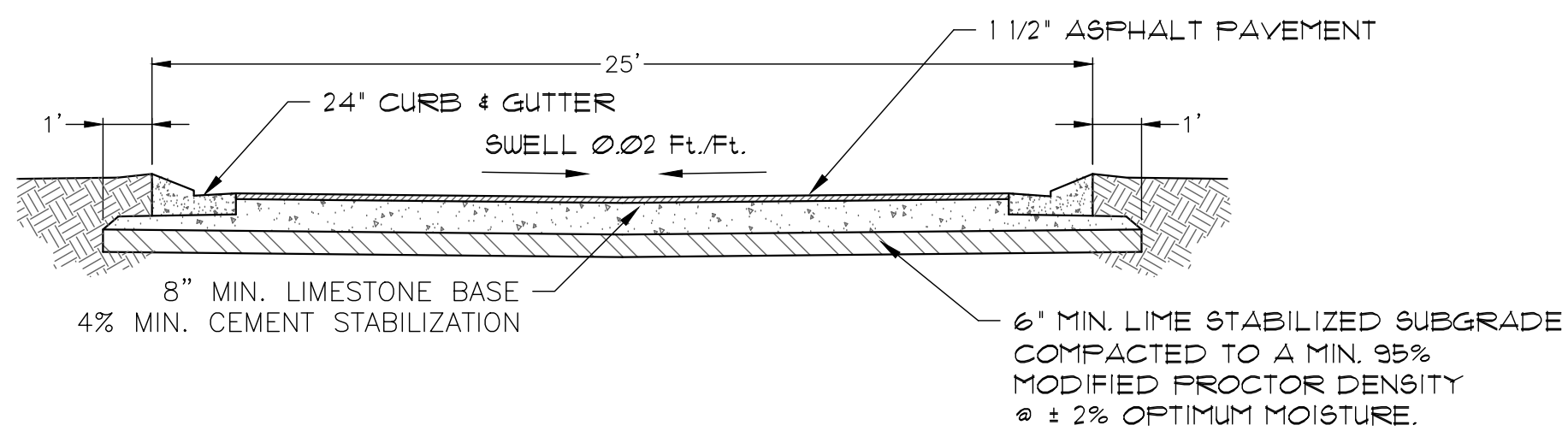
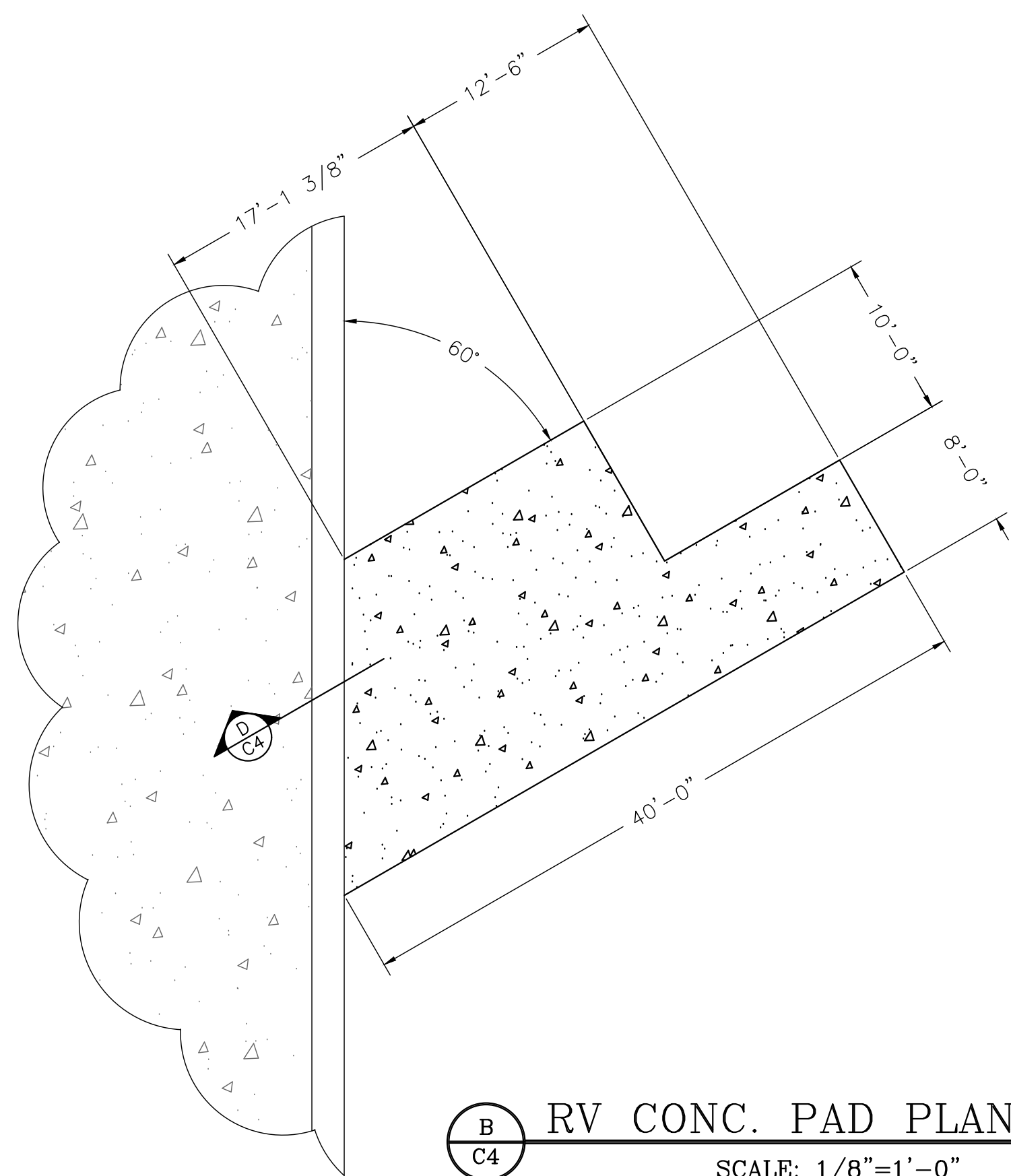
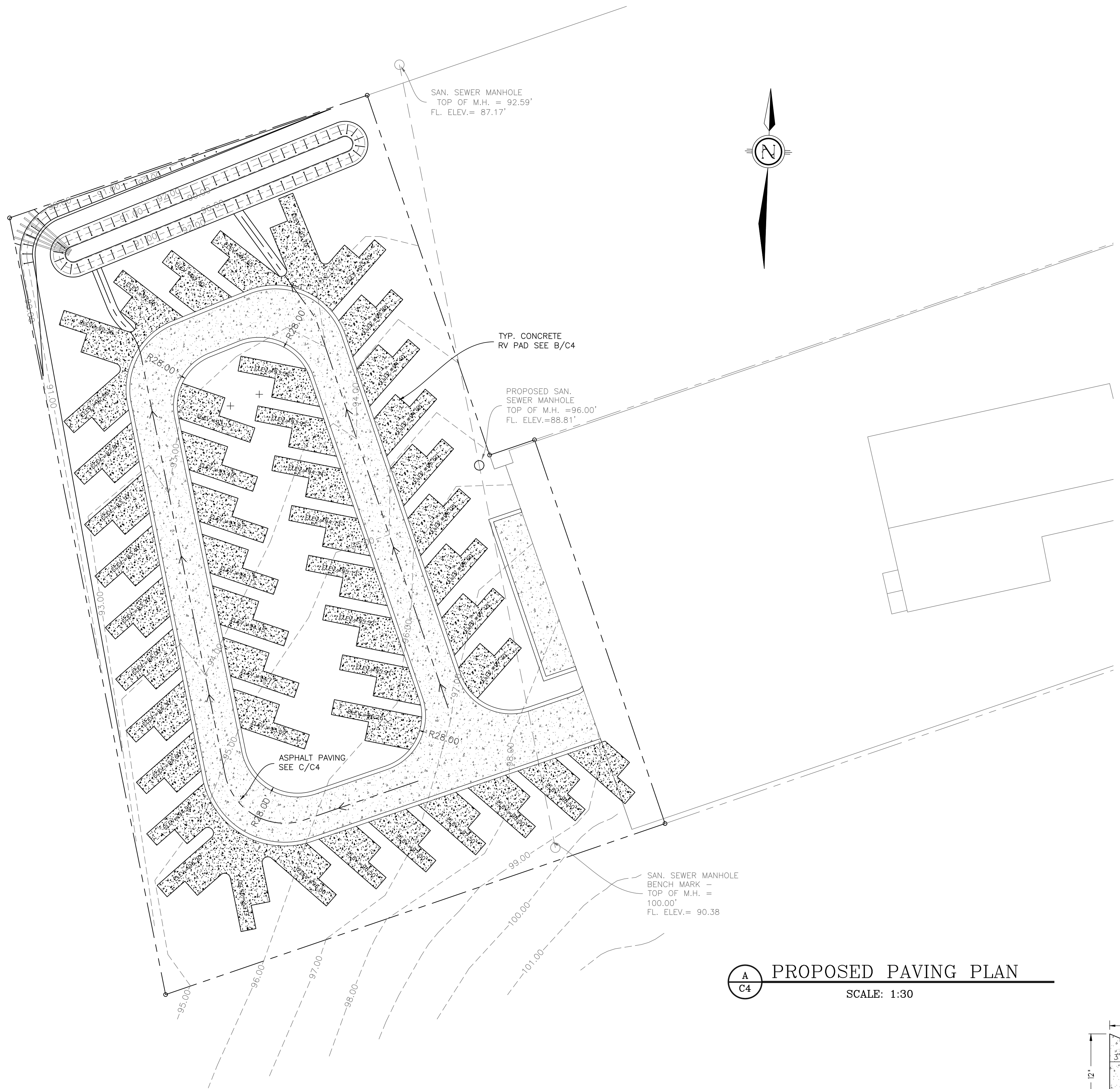


| | |
|---|---|
|  <p><i>Paul E. Malek, P.E.</i></p> | <p>GLENN FUQUA, INC. 9524 N. HWY. 6 LOOP SOUTH NAVASOTA, TX 77868 WESTERN R/V PARK PROJECT</p> |
| | <p>CONSTRUCTION MANAGEMENT AND DESIGN SERVICES</p> |


| | |
|----------------------------------|--|
| <p>MBC MANAGEMENT</p> | <p>7984 HWY. 6 NAVASOTA, TX 77868 Ph. (936) 825-1603 Fax (936) 825-1624</p> |
|----------------------------------|--|

| | |
|---|----------------------|
| <p>THESE PLANS WERE PREPARED UNDER THE SUPERVISION OF MBC MANAGEMENT FIRM NO. F-789 7984 HWY 6 NAVASOTA, TX 77868 CONSULTING ENGINEER PAUL MALEK, P.E. P.E. LICENSE # 82860</p> | <p>DATE: 11/1/88</p> |
|---|----------------------|

| | |
|-----------------------------|--|
| <p>SITE LAYOUT PLAN</p> | <p>APPROVED: DRAWING NO. C3</p> |
|-----------------------------|--|



THE SEAL APPEARING ON THIS
DOCUMENT WAS AUTHORIZED BY
PAUL E. MALEK, P.E. 82860 ON
JUNE 2, 2020



GLENN FUQUA, INC.
9524 N. HWY. 6 LOOP SOUTH
NAVASOTA, TX 77868
WESTERN R/V PARK PROJECT

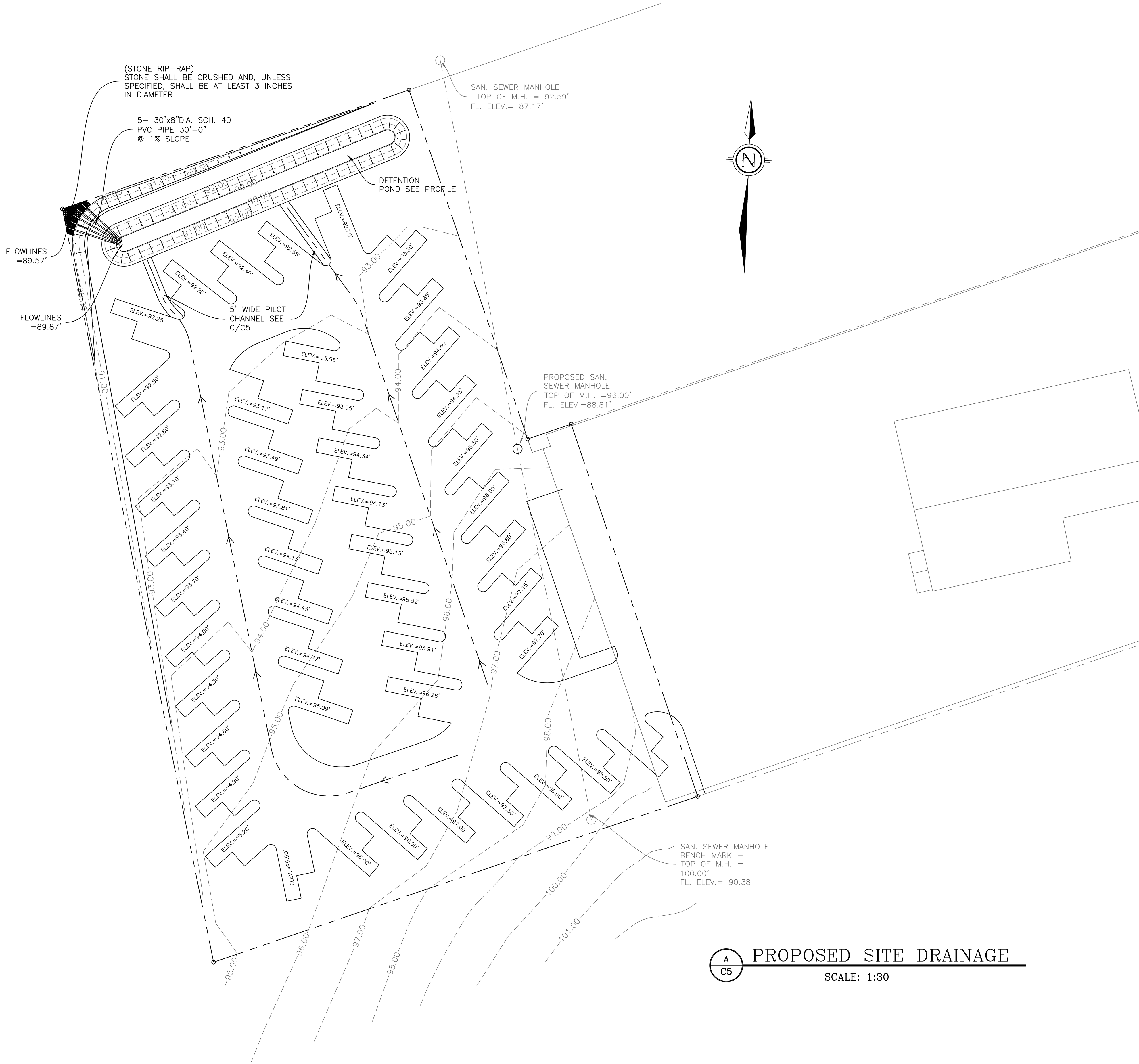
7984 HWY. 6
NAVASOTA, TX 77868
Ph. (936) 825-1603
Fax (936) 825-1624

| NO. | REVISIONS | DATE | BY | DRAWN BY: |
|-----|-----------|------|----|--------------|
| | | | | PEM |
| | | | | DATE |
| | | | | JUNE 2, 2020 |
| | | | | SCALE |
| | | | | AS SHOWN |

THESE PLANS WERE PREPARED
UNDER THE SUPERVISION OF
MBC MANAGEMENT
FIRM NO. F-789
7984 HWY 6 NAVASOTA, TX 77868
CONSULTING ENGINEER PAUL MALEK, P.E.
P.E. LICENSE # 82860

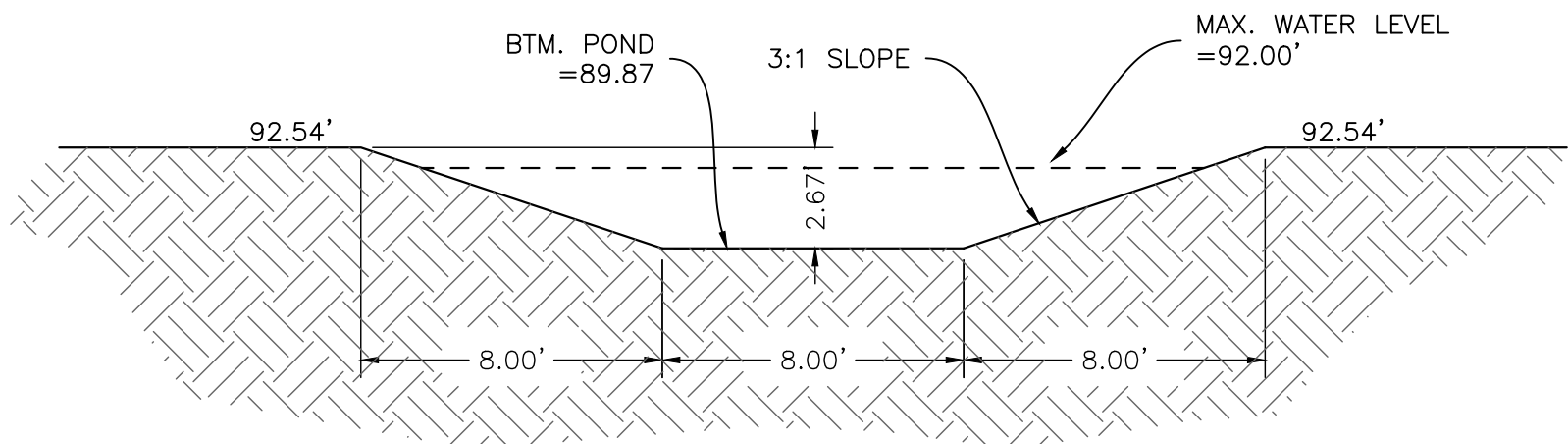
PROPOSED SITE
PAVING PLAN

APPROVED:
DRAWING NO.
C4

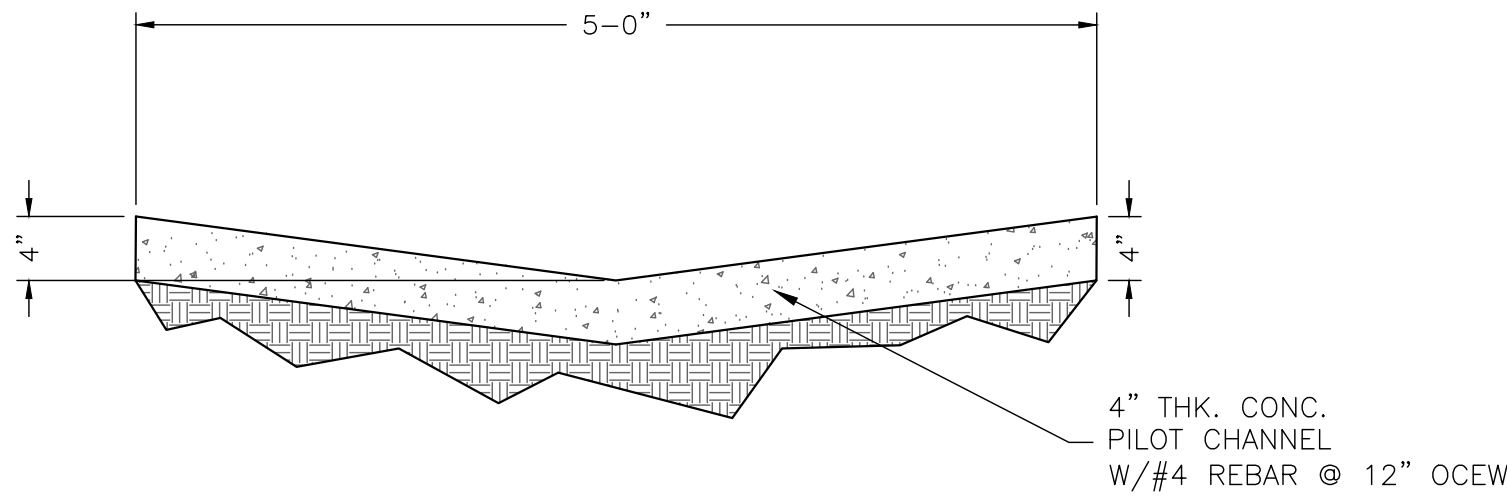


A
C5
PROPOSED SITE DRAINAGE
SCALE: 1:30

| STORM WATER DISCHARGE CHART | | | | | | |
|--|--------------------|----------|---|-----------------|---------------|-----|
| Location | Runoff Coefficient | Area Ac. | Frequency Years | Intensity in/hr | Discharge cfs | |
| EXISTING SITE | | | | | | |
| EXISTING SITE Ex. | 0.32 | 2.27 | 2 | 4.50 | 3.7 | |
| | | | 5 | 6.20 | 5.8 | |
| | | | 10 | 7.40 | 7.4 | |
| | | | 25 | 8.40 | 8.5 | |
| | | | 50 | 9.80 | 10.2 | |
| | | | 100 | 11.00 | 11.7 | |
| PROPOSED SITE | | | | | | |
| Back @ POND | 0.57 | 2.27 | 2 | 7.03 | 3.7 | 3.6 |
| | | | 5 | 8.28 | 5.3 | 5.2 |
| | | | 10 | 9.64 | 6.4 | 6.3 |
| | | | 25 | 10.89 | 7.3 | 7.2 |
| | | | 50 | 11.97 | 8.7 | 8.4 |
| | | | 100 | 12.77 | 9.8 | 9.4 |
| | | | RESULTS: THE EXISTING DRAINAGE IS TO THE FRONT NORTH-EAST CORNER OF THE SITE TO EXISTING SWELL. THE RV PAD FOUNDATIONS ARE ELEVATED TO SPLIT THE FLOW TO THE FRONT DRIVE AND BACK DRIVE. THE PEAK MAXIMUM OFFSITE FLOW IS REDUCED ABOUT 24.5% DUE TO DETENTION POND. | | | |
| CONCLUSION: THE PROPOSED DRAINAGE PLAN HAS THE CAPACITY TO ALLOW THE PROPOSED FLOWS. | | | | | | |
| Ref: TxDOT Bridge Division Hydraulic Manual – Rational Method U.S. Army Corps of Engineers – Hydrologic Modeling System (HEC-HMS) | | | | | | |




B
C5
DETECTION POND PROFILE
SCALE: 1:5



C
C5
PILOT CHANNEL
NTS

THE SEAL APPEARING ON THIS DOCUMENT WAS AUTHORIZED BY PAUL E. MALEK, P.E. 82860 ON JUNE 2, 2020

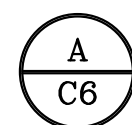


GLENN FUQUA, INC.
9524 N. HWY. 6 LOOP SOUTH
NAVASOTA, TX 77868
WESTERN R/V PARK PROJECT
CONSTRUCTION MANAGEMENT AND DESIGN SERVICES
MB
MANAGEMENT
7984 HWY. 6
NAVASOTA, TX 77868
Ph. (936) 825-1603
Fax (936) 825-1624

| NO. | REVISIONS | DATE | BY | DRAWN BY: |
|-----|-----------|------|----|--------------|
| | | | | PEM |
| | | | | DATE |
| | | | | JUNE 2, 2020 |
| | | | | SCALE |
| | | | | AS SHOWN |


THESE PLANS WERE PREPARED UNDER THE SUPERVISION OF
MBC MANAGEMENT
FIRM NO. F-789
7984 HWY 6 NAVASOTA, TX 77868
CONSULTING ENGINEER PAUL MALEK, P.E.
P.E. LICENSE # 82860

| | |
|-----------------------------|----------------|
| PROPOSED SITE DRAINAGE PLAN | APPROVED: |
| | DRAWING NO. C5 |



SCALE: 1:30

| NO. | REVISIONS | DATE | BY | DRAWN BY: |
|-----|-----------|------|----|--------------|
| | | | | PEM |
| | | | | DATE |
| | | | | JUNE 2, 2020 |
| | | | | SCALE |
| | | | | AS SHOWN |



STATE OF TEXAS
PAUL E. MALEK
82860
LICENSED
PROFESSIONAL ENGINEER

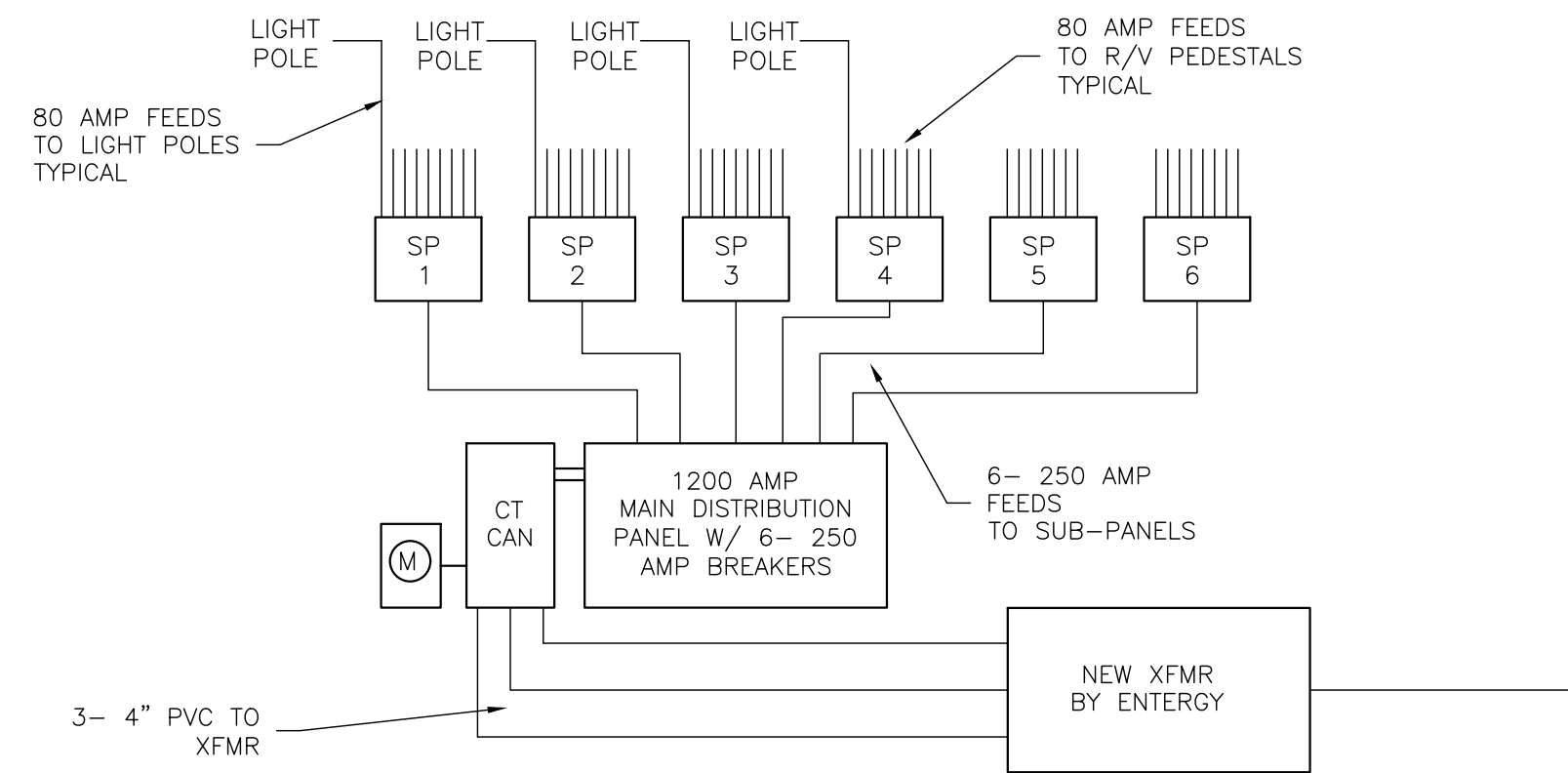
Paul E. Malek, PE

THESE PLANS WERE PREPARED
UNDER THE SUPERVISION OF

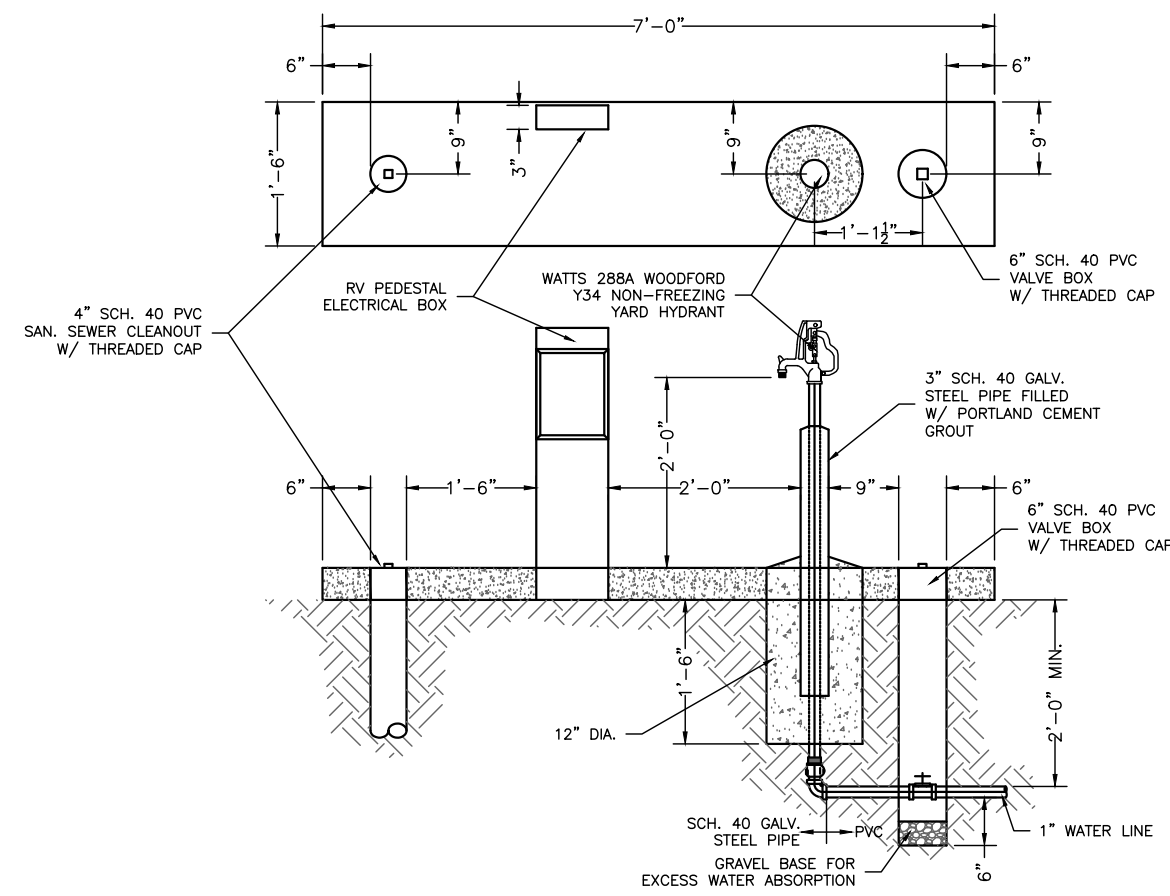
MBC MANAGEMENT
FIRM NO. F-769
7984 HWY 6 NAVASOTA, TX 77868
CONSULTING ENGINEER PAUL MALEK, P.E.
P.E. LICENSE # 82860

MBC
MANAGEMENT

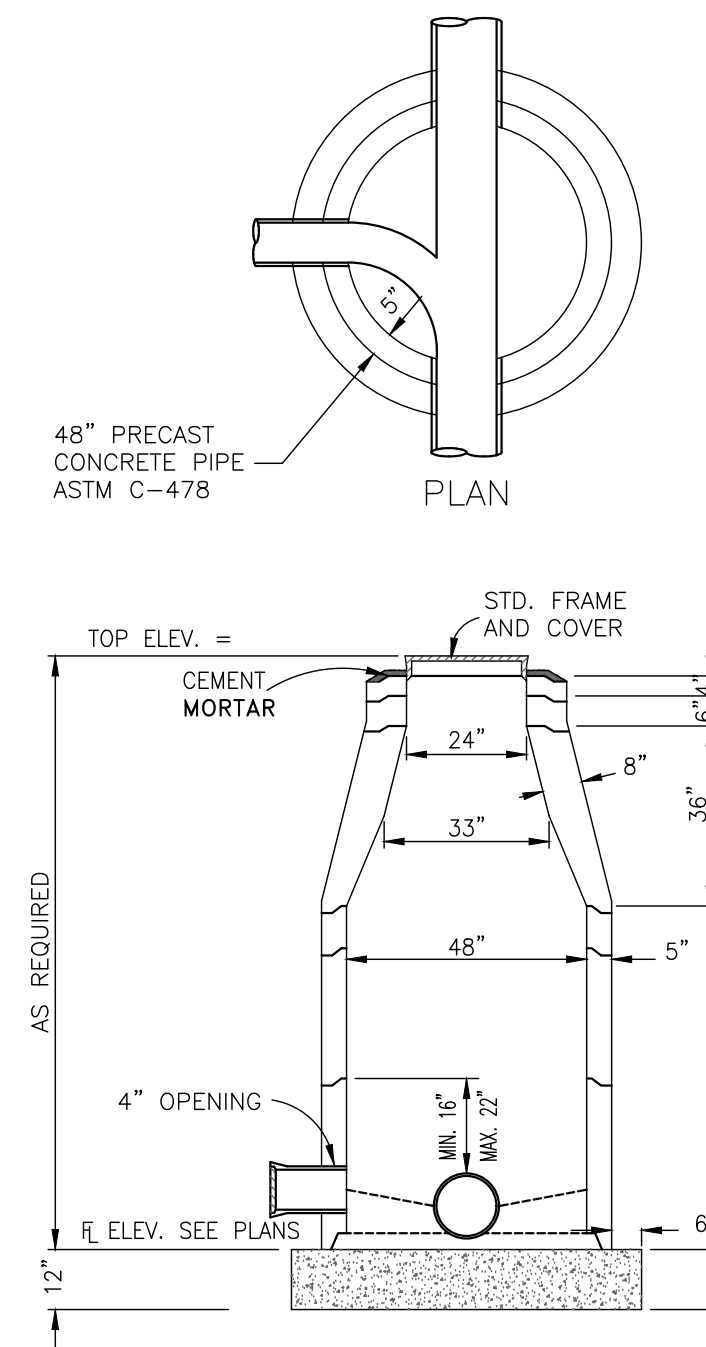
| |
|-------------------|
| APPROVED: |
| DRAWING NO. C6 |



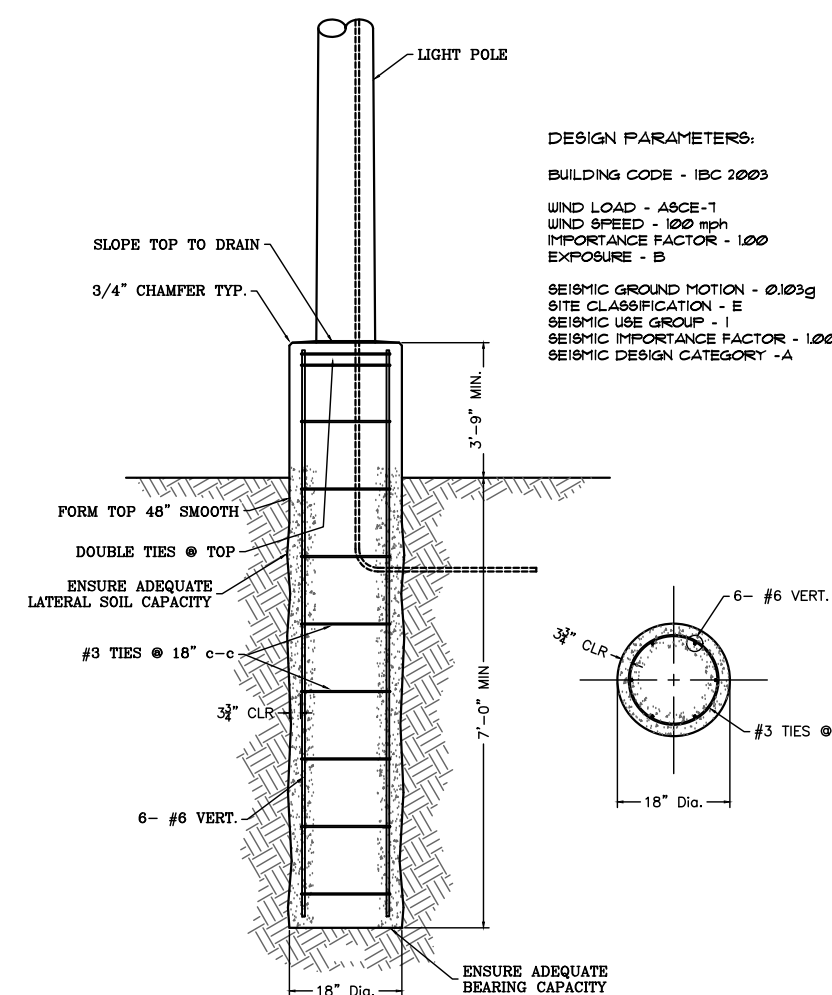
A ELETRICAL WIRING DIAGRAM
C7 NTS



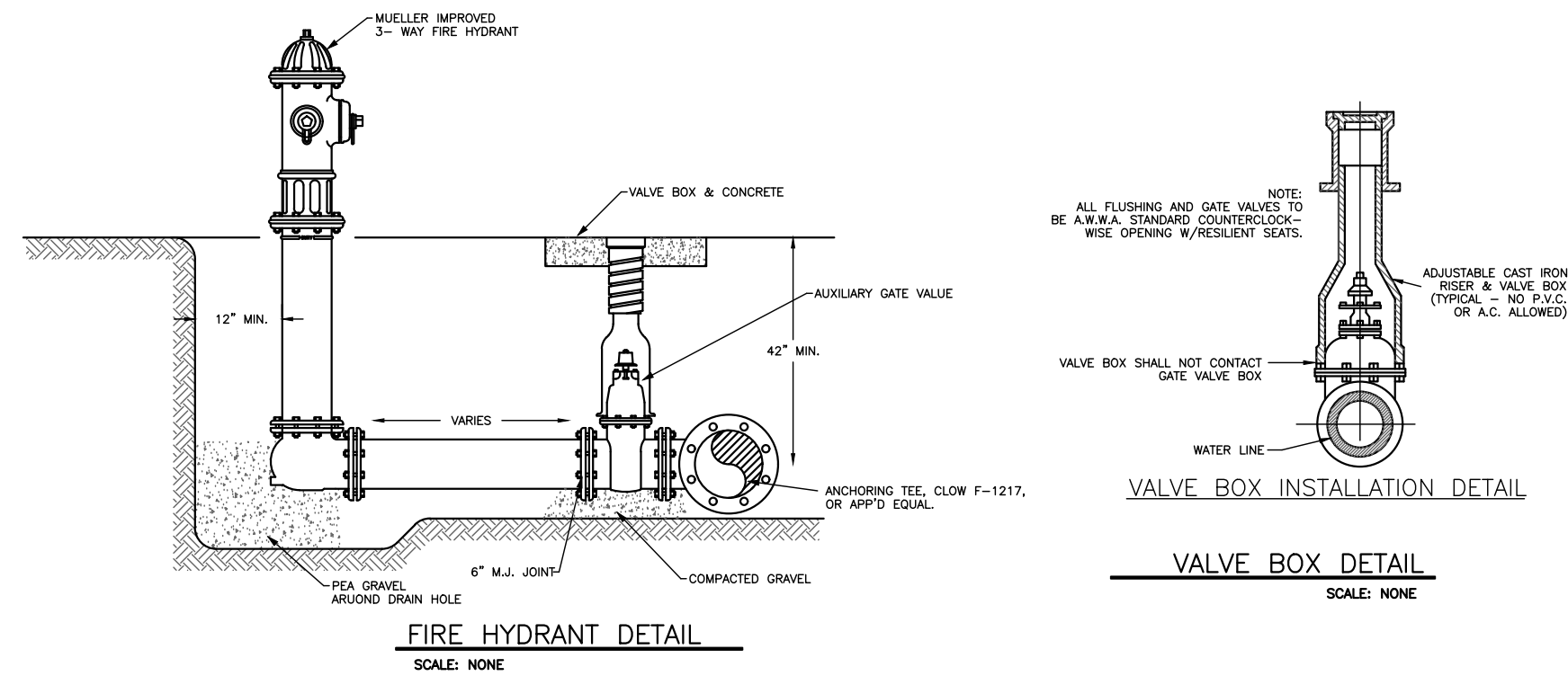
B R/V HOOK-UP PAD QTY. 47
C7 SCALE: 1/2"=1'-0"



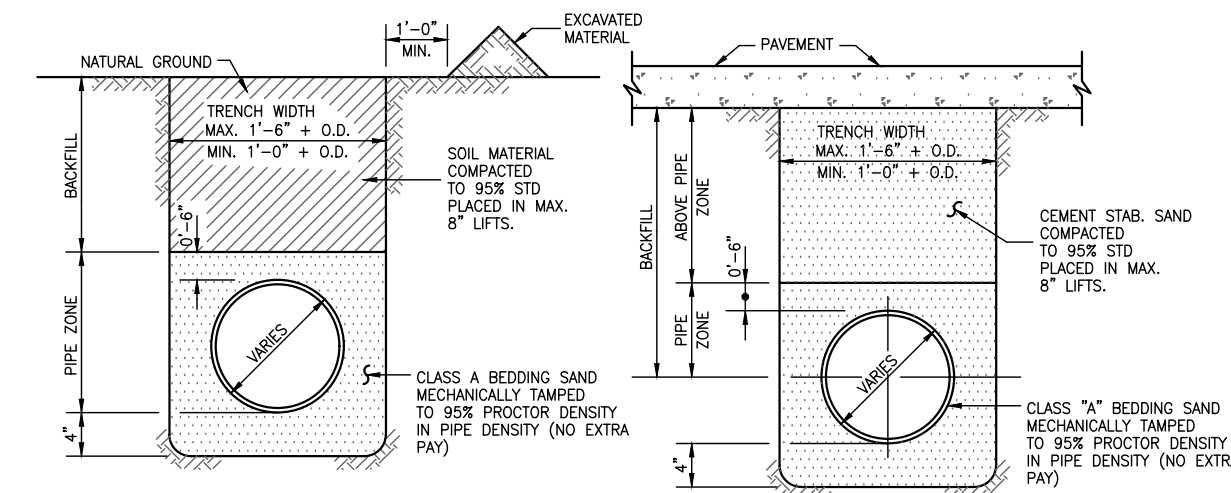
C SAN. SEWER MANHOLE
C7 NTS



D FLOODLIGHT POLE
C7 NTS



D FIRE HYDRANT/VALVE DETAIL
C7 NTS



E PIPE BEDDING DETAIL
C7 NTS

THE SEAL APPEARING ON THIS DOCUMENT WAS AUTHORIZED BY PAUL E. MALEK, P.E. 82860 ON JUNE 2, 2020

| NO. | REVISIONS | DATE | BY | DRAWN BY: |
|-----|-----------|------|----|--------------|
| | | | | PEM |
| | | | | DATE |
| | | | | JUNE 2, 2020 |
| | | | | SCALE |
| | | | | AS SHOWN |

STATE OF TEXAS
PAUL E. MALEK, P.E.
82860
LICENSED PROFESSIONAL ENGINEER

THESE PLANS WERE PREPARED UNDER THE SUPERVISION OF
MBC MANAGEMENT
FIRM NO. F-789
7984 HWY 6 NAVASOTA, TX 77868
CONSULTING ENGINEER PAUL MALEK, P.E.
P.E. LICENSE # 82860

GLENN FUQUA, INC.
9524 N. HWY. 6 LOOP SOUTH
NAVASOTA, TX 77868
WESTERN R/V PARK PROJECT
CONSTRUCTION MANAGEMENT AND DESIGN SERVICES

MBC
MANAGEMENT

7984 HWY. 6
NAVASOTA, TX 77868
Ph. (936) 825-1603
Fax (936) 825-1624

SITE UTILITY
DETAILS

APPROVED:
DRAWING NO.
C7

**CITY OF NAVASOTA
CITY COUNCIL AGENDA**

AGENDA ITEM NO.: 9. **AGENDA DATE:** July 13, 2020

PREPARED BY: Lupe Diosdado, Community Development
Director

APPROVED BY: BS

ITEM: Consideration and possible action the first reading of Ordinance No. 935-20, granting a specific use permit application submitted Glenn Fuqua for the development of an RV Park within the B-2: General Business District, single structures/uses over 50,000 sf, for the property located behind 9524 Hwy 6 Loop S, legally described as A0055-5 D Tyler, Tract 5, Par 8-6, Acres 2.271, Navasota, Grimes County, Texas, 77868

ITEM BACKGROUND:

City staff received a specific use permit application for the development of an RV Park by Glenn Fuqua for the property located behind the existing Western Steakhouse & Dance Hall. The site plan/park plan has been reviewed in accordance with all applicable City of Navasota development standards and is attached for your review.

BUDGETARY AND FINANCIAL SUMMARY:

none

STAFF RECOMMENDATION:

Staff recommends approval the first reading of Ordinance No. 935-20, specific use permit for the development of a RV Park within the B-2: General Business District, single structures/uses over 50,000 sf, for the property located behind 9524 Hwy 6 Loop S, legally described as A0055-5 D Tyler, Tract 5, Par 8-6, Acres 2.271, Navasota, Grimes County, Texas, 77868

ATTACHMENTS:

1. Ordinance No. 935-20

ORDINANCE NO. 935-20

AN ORDINANCE OF THE CITY OF NAVASOTA, TEXAS, AMENDING THE OFFICIAL ZONING MAP GRANTING A SPECIFIC USE PERMIT TO GLENN FUQUA FOR A RECREATIONAL VEHICLE PARK ON THE PROPERTY LEGALLY DESCRIBED AS A0055-5 D TYLER, TRACT 5, PAR 8-6, ACRES 2.271, NAVASOTA, GRIMES COUNTY, TEXAS; PROVIDING FOR CONDITIONS RELATED TO THE SPECIFIC USE PERMIT.

WHEREAS, on the 7TH day of May, 2020, Glenn Fuqua submitted an application for a specific use permit to allow for the development of a Recreational Vehicle Park, for the property legally described as A0055-5 D TYLER, TRACT 5, PAR 8-6, ACRES 2.271, Navasota, Grimes County, Texas; and

WHEREAS, on the 25th day of June, 2020, a public hearing was held before the Planning and Zoning Commission of the City of Navasota, a quorum being present on the occasion and said matter of a specific use permit being part of the agenda for said Commission meeting, an opportunity to present arguments for and against the proposed permit was held; and

WHEREAS, the Planning and Zoning Commission recommends to the City Council that the requested specific use permit be granted to Glenn Fuqua allowing Mr. Fuqua to develop a Recreational Vehicle Park in the B-2: General Business District, single structures/uses over 50,000 sf, specifically at the property legally described as A0055-5 D TYLER, TRACT 5, PAR 8-6, ACRES 2.271; and

WHEREAS, on the 13th day of July, 2020, a public hearing was held before the Navasota City Council, a quorum being present on the occasion and said matter of the specific use permit being part of the agenda, an opportunity to present arguments for and against the proposed permit was held;

NOW THEREFORE, BE IT ORDAINED by the City Council of the City of Navasota, Texas that:

SECTION 1.

The Official Zoning Map of the City of Navasota, Texas, is hereby amended to show that a specific use permit is granted to Glenn Fuqua for the development of a Recreational Vehicle Park, for the property legally described as A0055-5 D TYLER, TRACT 5, PAR 8-6, ACRES 2.271, (hereinafter "Property") in accordance with the City of Navasota adopted Building Codes, Zoning Ordinance, and other applicable ordinances and regulations. This property is located in the B-2: General Business District, single structures/uses over 50,000 sf, and requires the

approval of a specific use permit to allow for the development of a Recreational Vehicle Park, a use not permitted in the B-2: General Business District, single structures/uses over 50,000 sf.

SECTION 2.

The development of the Property shall be in accordance with the following special conditions, restrictions and regulations:

- a) The property and its use shall comply with all ordinances and codes of the City of Navasota.

SECTION 3.

Upon holding a properly notified public hearing, the City Council may amend, change, or rescind the Specific Use Permit granted by this Ordinance if:

- a) There is a violation and conviction of any of the provisions of this Ordinance, or any ordinance of the City of Navasota, that occurs on the Property;
- b) There is a violation of any provision of the terms and conditions of the Specific Use Permit granted by this Ordinance; or
- c) As otherwise permitted by law and/or Navasota's Zoning Ordinance, as it exists or may be amended.

SECTION 4.

This Ordinance shall take effect as provided by the Charter of the City of Navasota, Texas and applicable law.

PASSED AND APPROVED ON FIRST READING THIS THE 13th DAY OF JULY, 2020.

BERT MILLER, MAYOR

ATTEST:

SUSIE M. HOMEYER, CITY SECRETARY

**PASSED AND APPROVED ON SECOND AND FINAL READING THIS THE
27TH DAY OF JULY, 2020.**

BERT MILLER, MAYOR

ATTEST:

SUSIE M. HOMEYER, CITY SECRETARY

**CITY OF NAVASOTA
CITY COUNCIL AGENDA**

AGENDA ITEM NO.: 10. **AGENDA DATE:** July 13, 2020

PREPARED BY: Brad Stafford, City Manager

APPROVED BY: BS

ITEM: Discussion, consideration, and possible action on renewal of the annual funding contract for the Arts Council of the Brazos Valley to continue to administer Hotel Occupancy Tax fund grants.

ITEM BACKGROUND:

Arts Council of the Brazos Valley has administered HOT fund grants for several years. The arrangement has worked well for the City, the Arts Council, and recipients. The Arts Council is requesting \$21,600. This is a 25% reduction from their previous request of \$28,800 due to significant impact that COVID-19 is having on budgets. \$ 17,475 of the funds will be utilized for local arts grants for qualifying organizations making significant impacts on Navasota hotels and the local economy. \$ 4,125 will be used to promote, grow and recruit artists to participate in the Navasota Artist in Residency program.

BUDGETARY AND FINANCIAL SUMMARY:

STAFF RECOMMENDATION:

Staff recommends approval of the request to renew the annual funding contract with the Arts Council of the Brazos Valley in the amount of \$21,600 to administer HOT fund grants.

ATTACHMENTS:

1. Request from Arts Council



May 13, 2020

Brad Stafford
City Manager
City of Navasota
200 McAlpine
Navasota, TX 77868

SARAH WILKINSON
PRESIDENT

PATRICIA BURCHFIELD
PRESIDENT ELECT

HANS HAMMOND
PAST PRESIDENT

JEFF VANDER WOUDE
TREASURER

KINDRA FRY
SECRETARY

COLEEN BRADFIELD
BOB BRICK
CAROL CONLEE
EVETTE CORREA
RUDY GRIMALDO
STEPHEN MCGEE
JEREMY OSBORNE
ANN SATTERWHITE
MITCHELL WHITE

SHEREE BOEGNER
EXECUTIVE DIRECTOR

4180 HIGHWAY 6 SOUTH
COLLEGE STATION, TX 77845

PH: 979 696-ARTS(2787)
INFO@ACBV.ORG

Dear Brad,

On behalf of The Arts Council and our growing collective of affiliate arts, culture, and heritage organizations throughout the Brazos Valley, please accept this letter as our formal funding request for FY 2020-2021. We respectfully request the renewal of The Arts Council's annual funding contract with the City of Navasota, but at a reduced request from last year. In light of the recent, significant impact that COVID-19 is having on City budgets and the collection of hotel occupancy taxes, we are reducing our request to \$21,600. This is a 25% reduction from our previous annual request of \$28,800.

If awarded, \$17,475 of these funds will be utilized for local arts grants for qualifying organizations making significant impacts on Navasota hotels and the local economy. These organizations' operations will be crucial to rebuilding the hotel industry and the HOT Fund in Navasota. The Arts Council would use the remaining \$4,125 to continue to promote, grow, and recruit talent artists to participate in the Navasota Artist in Residency program.

With the generous continued support of Council, we will continue to strengthen our efforts in promoting the Brazos Valley as a true tourism destination while providing a wealth of artistic offerings and a high quality of life for Navasota residents. Thank you again for your continued commitment to placing arts and culture at the forefront of your community. Please do not hesitate to contact me at sheree@acbv.org or (979) 696-2787 if you have any questions or need additional information.

Sincerely,

Sheree Boegner
Executive Director

**CITY OF NAVASOTA
CITY COUNCIL AGENDA**

AGENDA ITEM NO.: 11. **AGENDA DATE:** July 13, 2020

PREPARED BY: Kat Thogersen, Deputy City Secretary

APPROVED BY: BS

ITEM: Consideration and possible action on Resolution No. 675-20, designating an administration/project delivery service provider to complete application and project implementation for the CDGB-Mitigation (MIT) funding through the General Land Office.

ITEM BACKGROUND:

Staff requested proposals for administrative services for the CDBG-Mitigation (MIT). GrantWorks, Inc. and Civil Engineering Consultants (CEC) submitted proposals. The proposals were scored according to an administration/professional services rating sheet. GrantWorks, Inc. scored 100 and CEC scored 0, CEC submitted a proposal for design services not administrative services. Score sheets are available for inspection at Kat's desk.

BUDGETARY AND FINANCIAL SUMMARY:

STAFF RECOMMENDATION:

Staff recommends approval of Resolution No. 675-20, designating GrantWorks, Inc. as the administration provider for the 2020 CDBG-MIT.

ATTACHMENTS:

1. Resolution No. 675-20

RESOLUTION NO. 675-20

A RESOLUTION OF THE CITY OF NAVASOTA, TEXAS, AUTHORIZING PROFESSIONAL SERVICE PROVIDER SELECTION FOR COMMUNITY DEVELOPMENT BLOCK GRANT-MITIGATION (CDBG-MIT) PROGRAMS THROUGH THE TEXAS GENERAL LAND OFFICE (GLO).

WHEREAS, participation in CDBG-MIT programs requires implementation by professionals experienced in the administration/project delivery of federally-funded projects and creation of planning documents;

WHEREAS, in order to identify qualified and responsive providers for these services a Request for Proposals (RFP) process for administration and planning services has been completed in accordance with the GLO requirements;

WHEREAS, the proposals received by the due date have been reviewed to determine the most qualified and responsive providers for each professional service giving consideration to ability to perform successfully under the terms and conditions of the proposed procurement, integrity, compliance with public policy, record of past performance, and financial and technical resources

NOW, THEREFORE, BE IT RESOLVED:

- Section 1. That GrantWorks, Inc. is selected to provide application and project-related **administration/project delivery services** for CDBG-MIT program(s).
- Section 2. That any and all project-related services contracts or commitments made with the above-named service provider(s) are dependent on the successful negotiation of a contract with the service provider(s).

PASSED AND APPROVED THIS 13TH DAY OF JULY, 2020.

BERT MILLER, MAYOR

ATTEST:

SUSIE M. HOMEYER, CITY SECRETARY

**CITY OF NAVASOTA
CITY COUNCIL AGENDA**

AGENDA ITEM NO.: 12. **AGENDA DATE:** July 13, 2020

PREPARED BY: Kat Thogersen, Deputy City Secretary

APPROVED BY: BS

ITEM: Consideration and possible action on Resolution No. 676-20, designating a professional engineering firm for the 2020 Texas Capital Fund Downtown Revitalization/Main Street Program of the Texas Community Development Block Grant (TxCDBG) Program for application and project implementation.

ITEM BACKGROUND:

Staff requested proposals for engineering services for the Texas Capital Fund Downtown Revitalization Program. Six (6) firms submitted proposals for Engineering services.

Bleyl Engineering, Schaumburg & Polk, Inc. (SPI), Civil Engineering Consultants (CEC), KSA, Strand Associates, Edminster, Hinshaw, Russ & Associates, Inc. (EHRA)

The proposals were scored and Bleyl Engineering was selected. Rating sheets are available for inspection at Kat's desk.

BUDGETARY AND FINANCIAL SUMMARY:

STAFF RECOMMENDATION:

Staff recommends approval of Resolution No. 676-20, designating Bleyl Engineering as the engineering provider for the 2020 Texas Capital Fund Downtown Revitalization Program.

ATTACHMENTS:

1. Resolution No. 676-20

RESOLUTION NO. 676-20

A RESOLUTION OF THE CITY OF NAVASOTA, TEXAS, AUTHORIZING THE AWARD OF PROFESSIONAL SERVICE PROVIDER CONTRACTS FOR THE 2020 TEXAS COMMUNITY DEVELOPMENT BLOCK GRANT (TxCDBG) TEXAS CAPITAL FUND DOWNTOWN REVITALIZATION/MAIN STREET PROGRAM PROJECT.

WHEREAS, the 2020 TxCDBG Downtown Revitalization/Main Street Program contract requires implementation by professionals experienced in federally-funded community development projects;

WHEREAS, in order to identify qualified and responsive providers for these services a Request for Qualifications (RFQ) process for engineering services and has been completed in accordance with Texas CDBG requirements;

WHEREAS, the proposals received by the due date have been reviewed to determine the most qualified and responsive providers for each professional service;

NOW, THEREFORE, BE IT RESOLVED:

- Section 1. That Bleyl Engineering be awarded a contract to provide Texas CDBG application and project-related **professional engineering services** for the 2020 TxCDBG Downtown Revitalization/Main Street Program project.
- Section 2. That any and all contracts or commitments made with the above-named services providers are dependent on the successful negotiation of a contract with the service provider;

PASSED AND APPROVED THIS 13TH DAY OF JULY, 2020.

BERT MILLER, MAYOR

ATTEST:

SUSIE M. HOMEYER, CITY SECRETARY

**CITY OF NAVASOTA
CITY COUNCIL AGENDA**

AGENDA ITEM NO.: 13. **AGENDA DATE:** July 13, 2020

PREPARED BY: Brad Stafford, City Manager

APPROVED BY: BS

ITEM: Consideration and possible action on the adoption of a Citizen Participation Plan for the Texas Community Development Block Grant, Downtown Revitalization program.

ITEM BACKGROUND:

The Citizen Participation Plan establishes procedures to be followed during implementation of the 2020 Texas Capital Fund Program Downtown Revitalization grant award.

BUDGETARY AND FINANCIAL SUMMARY:

STAFF RECOMMENDATION:

Staff recommends approval of a Citizen Participation Plan for the Texas Community Development Block Grant, Downtown Revitalization program.

ATTACHMENTS:

1. Citizen Participation Plan

**THE CITY OF NAVASOTA
CITIZEN PARTICIPATION PLAN
TEXAS COMMUNITY DEVELOPMENT BLOCK GRANT PROGRAM**

Note to Grant Recipients regarding Limited English Proficiency (LEP) requirements:

In accordance with federal law, if there is a significant number of the population who are non-English speaking residents and are affected by the TxCDBG project, such citizens should have ‘meaningful access’ to all aspects of the TxCDBG project. To provide ‘meaningful access’, Grant Recipients may need to provide interpreter services at public hearings or provide non-English written materials that are routinely provided in English. Examples of such vital documents may include Citizen Participation notices (e.g., complaint procedures, hearings notices), civil rights notices, and any other published notice that may allow an eligible person with limited English proficiency to participate in discussing proposed CDBG activities.

For more information, see LEP.gov

COMPLAINT PROCEDURES

These complaint procedures comply with the requirements of the Texas Department of Agriculture’s Texas Community Development Block Grant (TxCDBG) Program and Local Government Requirements found in 24 CFR §570.486 (Code of Federal Regulations). Citizens can obtain a copy of these procedures at the City of Navasota, 200 E. McAlpine, Navasota, TX 77868, 936-825-6475 during regular business hours.

Below are the formal complaint and grievance procedures regarding the services provided under the TxCDBG project.

1. A person who has a complaint or grievance about any services or activities with respect to the TxCDBG project, whether it is a proposed, ongoing, or completed TxCDBG project, may during regular business hours submit such complaint or grievance, in writing to the City Manager, at P. O. Box 910 or 200 E. McAlpine, Navasota, TX 77868 or may call 936-825-6475.
2. A copy of the complaint or grievance shall be transmitted by the City Manager to the entity that is the subject of the complaint or grievance and to the City Attorney within five (5) working days after the date of the complaint or grievance was received.
3. The City Manager shall complete an investigation of the complaint or grievance, if practicable, and provide a timely written answer to person who made the complaint or grievance within ten (10) days.
4. If the investigation cannot be completed within ten (10) working days per 3 above, the person who made the grievance or complaint shall be notified, in writing, within fifteen (15) days where practicable after receipt of the original complaint or grievance and shall detail when the investigation should be completed.
5. If necessary, the grievance and a written copy of the subsequent investigation shall be forwarded to the TxCDBG for their further review and comment.

6. If appropriate, provide copies of grievance procedures and responses to grievances in both English and Spanish, or other appropriate language.

TECHNICAL ASSISTANCE

When requested, the City shall provide technical assistance to groups that are representative of persons of low- and moderate-income in developing proposals for the use of TxCDBG funds. The City, based upon the specific needs of the community's residents at the time of the request, shall determine the level and type of assistance.

PUBLIC HEARING PROVISIONS

For each public hearing scheduled and conducted by the City, the following public hearing provisions shall be observed:

1. Public notice of all hearings must be published at least seventy-two (72) hours prior to the scheduled hearing. The public notice must be published in a local newspaper. Each public notice must include the date, time, location, and topics to be considered at the public hearing. A published newspaper article can also be used to meet this requirement so long as it meets all content and timing requirements. Notices should also be prominently posted in public buildings and distributed to local Public Housing Authorities and other interested community groups.
2. When a significant number of non-English speaking residents are a part of the potential service area of the TxCDBG project, vital documents such as notices should be published in the predominant language of these non-English speaking citizens.
3. Each public hearing shall be held at a time and location convenient to potential or actual beneficiaries and will include accommodation for persons with disabilities. Persons with disabilities must be able to attend the hearings and the City must make arrangements for individuals who require auxiliary aids or services if contacted at least two days prior to the hearing.
4. A public hearing held prior to the submission of a TxCDBG application must be held after 5:00 PM on a weekday or at a convenient time on a Saturday or Sunday.
5. When a significant number of non-English speaking residents can be reasonably expected to participate in a public hearing, an interpreter should be present to accommodate the needs of the non-English speaking residents.

The City shall comply with the following citizen participation requirements for the preparation and submission of an application for a TxCDBG project:

1. At a minimum, the City shall hold at least one (1) public hearing to prior to submitting the application to the Texas Department of Agriculture.
2. The City shall retain documentation of the hearing notice(s), a listing of persons attending the hearing(s), minutes of the hearing(s), and any other records concerning the proposed use of funds for

three (3) years from closeout of the grant to the state. Such records shall be made available to the public in accordance with Chapter 552, Texas Government Code.

3. The public hearing shall include a discussion with citizens as outlined in the applicable TxCDBG application manual to include, but is not limited to, the development of housing and community development needs, the amount of funding available, all eligible activities under the TxCDBG program, and the use of past TxCDBG contract funds, if applicable. Citizens, with particular emphasis on persons of low- and moderate-income who are residents of slum and blight areas, shall be encouraged to submit their views and proposals regarding community development and housing needs. Citizens shall be made aware of the location where they may submit their views and proposals should they be unable to attend the public hearing.
4. When a significant number of non-English speaking residents can be reasonably expected to participate in a public hearing, an interpreter should be present to accommodate the needs of the non-English speaking residents.

The City must comply with the following citizen participation requirements in the event that the City receives funds from the TxCDBG program:

1. The City shall also hold a public hearing concerning any substantial change, as determined by TxCDBG, proposed to be made in the use of TxCDBG funds from one eligible activity to another again using the preceding notice requirements.
2. Upon completion of the TxCDBG project, the City shall hold a public hearing and review its program performance including the actual use of the TxCDBG funds.
3. When a significant number of non-English speaking residents can be reasonably expected to participate in a public hearing, for either a public hearing concerning substantial change to the TxCDBG project or for the closeout of the TxCDBG project, publish notice in both English and Spanish, or other appropriate language and provide an interpreter at the hearing to accommodate the needs of the non-English speaking residents.
4. The City shall retain documentation of the TxCDBG project, including hearing notice(s), a listing of persons attending the hearing(s), minutes of the hearing(s), and any other records concerning the actual use of funds for a period of three (3) years from closeout of the grant to the state. Such records shall be made available to the public in accordance with Chapter 552, Texas Government Code.

Bert Miller, Mayor

Date

MUESTRAS

LA CIUDAD DE NAVASOTA PLAN DE PARTICIPACIÓN CIUDADANA PROGRAMA DE TEXAS COMMUNITY DEVELOPMENT BLOCK GRANT PROGRAM

Nota a los receptores de subvención en relación a requisitos de Dominio Limitado del Inglés:

De acuerdo con la ley federal hay un número significativo de población que son residentes y que no hablan inglés y son afectados por el proyecto TxCDBG, estos ciudadanos deben tener "acceso significativo" a todos los aspectos del proyecto TxCDBG. Para proporcionar "acceso significativo", receptores de la subvención pueden ser utilizados para proporcionar servicios de interpretación en las audiencias públicas o proporcionar materiales no escritos en inglés que se proporcionan de manera rutinaria en Inglés. Para obtener más información, consulte LEP.gov.

PROCEDIMIENTOS DE QUEJA

Estos procedimientos de queja cumplen con los requisitos del Departamento de Programa de Agricultura de Texas Community Development Block Grant (TxCDBG) y los requisitos del gobierno local de Texas se encuentran en 24 CFR §570.486 (Código de Regulaciones Federales). Los ciudadanos pueden obtener una copia de estos procedimientos en la Ciudad de Navasota, 200 E. McAlpine, Navasota, TX 77868, 936-825-6475 en horario de oficina.

A continuación se presentan los procedimientos formales de quejas y quejas relativas a los servicios prestados en el marco del proyecto TxCDBG.

1. Una persona que tiene una queja o reclamación sobre cualquiera de los servicios o actividades en relación con el proyecto TxCDBG, o si se trata de una propuesta, en curso o determinado proyecto TxCDBG, pueden durante las horas regulares presentar dicha queja o reclamo, por escrito el administrador de la ciudad, a Ciudad de Navasota, P. O. Box 910 o 200 E. McAlpine, Navasota, TX 77868 o puede llamar a 936-825-6475.
2. Una copia de la queja o reclamación se transmitirá por el administrador de la ciudad a la entidad que es encargada de la queja o reclamación y al Abogado de la Ciudad dentro de los cinco (5) días hábiles siguientes a la fecha de la queja o día que la reclamación fue recibida.
3. El administrador de la ciudad deberá cumplir una investigación de la queja o reclamación, si es posible, y dar una respuesta oportuna por escrito a la persona que hizo la denuncia o queja dentro de los diez (10) días.
4. Si la investigación no puede ser completada dentro de los diez (10) días hábiles anteriormente, la persona que hizo la queja o denuncia será notificada, por escrito, dentro de los quince (15) días cuando sea posible después de la entrega de la queja original o quejas y detallará cuando se deba completar la investigación.

5. Si es necesario, la queja y una copia escrita de la investigación posterior se remitirán a la TxCDBG para su posterior revisión y comentarios.
6. Se proporcionara copias de los procedimientos de queja y las respuestas a las quejas, tanto en Inglés y Español, u otro lenguaje apropiado.

ASISTENCIA TÉCNICA

Cuando lo solicite, la Ciudad proporcionará asistencia técnica a los grupos que son representantes de las personas de bajos y moderados ingresos en el desarrollo de propuestas para el uso de los fondos TxCDBG. La Ciudad, en base a las necesidades específicas de los residentes de la comunidad en el momento de la solicitud, deberá determinar el nivel y tipo de asistencia.

DISPOSICIONES AUDIENCIA PÚBLICA

Para cada audiencia pública programada y llevada a cabo por la Ciudad, se observarán las disposiciones siguientes de audiencias públicas:

1. Aviso público de todas las audiencias deberá publicarse al menos setenta y dos (72) horas antes de la audiencia programada. El aviso público deberá publicarse en un periódico local. Cada aviso público debe incluir la fecha, hora, lugar y temas a considerar en la audiencia pública. Un artículo periodístico publicado también puede utilizarse para cumplir con este requisito, siempre y cuando cumpla con todos los requisitos de contenido y temporización. Los avisos también deben ser un lugar prominente en los edificios públicos y se distribuyen a las autoridades locales de vivienda pública y otros grupos interesados de la comunidad.
2. Cuando se tenga un número significativo de residentes que no hablan inglés serán una parte de la zona de servicio potencial del proyecto TxCDBG, documentos vitales como las comunicaciones deben ser publicados en el idioma predominante de estos ciudadanos que no hablan inglés.
3. Cada audiencia pública se llevará a cabo en un momento y lugar conveniente para los beneficiarios potenciales o reales e incluirá alojamiento para personas con discapacidad. Las personas con discapacidad deben poder asistir a las audiencias y la Ciudad debe hacer los arreglos para las personas que requieren ayudas o servicios auxiliares en caso de necesitarlo por lo menos dos días antes de la audiencia será pública.
4. Una audiencia pública celebrada antes de la presentación de una solicitud TxCDBG debe hacerse después de las 5:00 pm en un día de semana o en un momento conveniente en sábado o domingo.
5. Cuando un número significativo de residentes que no hablan inglés se registra para participar en una audiencia pública, un intérprete debe estar presente para dar cabida a las necesidades de los residentes que no hablan inglés.

La Ciudad deberá cumplir con los siguientes requisitos de participación ciudadana para la elaboración y presentación de una solicitud para un proyecto TxCDBG:

1. Como mínimo, la Ciudad deberá tener por lo menos un (1) audiencia pública antes de presentar la solicitud al Departamento de Agricultura de Texas.
2. La Ciudad conservará la documentación de la convocatoria(s) audiencia, un listado de las personas que asistieron a la audiencia(s), acta de la vista(s), y cualquier otra documentación relativa a la propuesta de utilizar los fondos para tres (3) años a partir de la liquidación de la subvención para el Estado. Dichos registros se pondrán a disposición del público, de conformidad con el Capítulo 552, Código de Gobierno de Texas.
3. La audiencia pública deberá incluir una discusión con los ciudadanos como se indica en el manual correspondiente de aplicación TxCDBG, pero no se limita a, el desarrollo de las necesidades de vivienda y desarrollo comunitario, la cantidad de fondos disponibles, todas las actividades elegibles bajo el programa TxCDBG y el uso de fondos últimos contratos TxCDBG, en su caso. Los ciudadanos, con especial énfasis en las personas de bajos y moderados ingresos que son residentes de las zonas de tugurios y tizón, se fomentará a presentar sus opiniones y propuestas sobre el desarrollo de la comunidad y las necesidades de vivienda. Los ciudadanos deben ser conscientes de la ubicación en la que podrán presentar sus puntos de vista y propuestas en caso de que no pueda asistir a la audiencia pública.
4. Cuando un número significativo de residentes que no hablan inglés se registra para participar en una audiencia pública, un intérprete debe estar presente para dar cabida a las necesidades de los residentes que no hablan inglés.

La Ciudad debe cumplir con los siguientes requisitos de participación ciudadana en el caso de que la Ciudad recibe fondos del programa TxCDBG:

1. La Ciudad celebrará una audiencia pública sobre cualquier cambio sustancial, según lo determinado por TxCDBG, se propuso que se hará con el uso de fondos TxCDBG de una actividad elegible a otro utilizando de nuevo los requisitos de notificación
2. Una vez finalizado el proyecto TxCDBG, la Ciudad celebrará una audiencia pública y revisará el desempeño del programa incluyendo el uso real de los fondos TxCDBG.
3. Cuando un número significativo de residentes que no hablan inglés se puede registra para participar en una audiencia pública, ya sea para una audiencia pública sobre el cambio sustancial del proyecto TxCDBG o para la liquidación del proyecto TxCDBG, publicará un aviso en Inglés y Español u otro idioma apropiado y se proporcionará un intérprete en la audiencia para dar cabida a las necesidades de los residentes.
4. La Ciudad conservará la documentación del proyecto TxCDBG, incluyendo aviso de audiencia(s), un listado de las personas que asistieron a la audiencia(s), acta de la vista(s), y cualquier otro registro concerniente al uso real de los fondos por un período de a tres (3) años a partir de la liquidación del proyecto al estado.

Dichos registros se pondrán a disposición del público, de conformidad con el Capítulo 552, Código de Gobierno de Texas.

Bert Miller, Alcalde de la Ciudad

Fecha

**CITY OF NAVASOTA
CITY COUNCIL AGENDA**

AGENDA ITEM NO.: 14. **AGENDA DATE:** July 13, 2020

PREPARED BY: Shawn Myatt, Chief of Police/ Assistant City
Manager

APPROVED BY: BS

ITEM: Consideration and possible action on a grazing and baling lease agreement for the closed landfill site.

ITEM BACKGROUND:

The closed landfill site is currently used for a firing range and a site for storing brush collected from the City and holding until it is chipped into mulch. The remaining acreage is grass, and the neighbors to the east of the property leased the property for grazing, and asked about changing the lease by adding baling to the lease.

BUDGETARY AND FINANCIAL SUMMARY:

STAFF RECOMMENDATION:

Staff recommends approval of a lease agreement with Larry and Mildred Wood for grazing and baling purposes at the closed landfill site for \$30 per acre annually.

ATTACHMENTS:

1. Grazing Contract 2020-2021

Grazing Lease

Basic Terms

Date: _____, 20__

Landlord: City of Navasota, a Texas municipal corporation

Landlord's Address:

200 E. McAlpine
P.O. Box 910
Navasota, TX 77868

Tenant: Larry & Mildred Ann Wood

Tenant's Address:

9968 County Road 416A
Navasota, TX 77868

Premises: SURFACE ONLY of approximately 25 acres of land, situated in Grimes County, Texas ("Land").

Property description: A0057 T Walker, Tract 1-6

The Premises do not include crops or Excluded Improvements located on the Land.

Tenant will not be permitted to use the Excluded Improvements.

Excluded Improvements: Any structure, improvement, or equipment situated on the Land and constructed or installed by any person other than Tenant.

Term (months): 12 months

Commencement Date: June 1, 2020

Termination Date: June 1, 2021

Permitted Use: Solely for grazing and baling hay for personal use (not to sale).

Base Rent (Annually): \$30.00 per acre

Security Deposit: \$-0-

Tenant's Insurance: As required by Insurance Addendum

Tenant's Rebuilding Obligations: If the Premises are damaged by fire or other elements, Tenant will be responsible for repairing or rebuilding the following leasehold improvements: N/A.

Definitions

"Agent" means agents, contractors, employees, licensees, and, to the extent under the control of the principal, invitees.

"Injury" means (1) harm to or impairment or loss of property or its uses or (2) harm to or death of a person.

"Rent" means Base Rent plus any other amounts of money payable by Tenant to Landlord.

Clauses and Covenants

A. Tenant agrees to -

1. Lease the Premises for the entire Term beginning on the Commencement Date and ending on the Termination Date.

2. Accept the Premises in their present condition "AS IS," the Premises being currently suitable for the Permitted Use.

3. Obey all laws relating to Tenant's use, maintenance of condition, and occupancy of the Premises.

4. Pay annually, in advance, on the first day of the month, the Base Rent to Landlord at Landlord's Address.

5. Pay a late charge of 5 percent of any Rent not received by Landlord by the tenth day after it is due.

6. Pay for all labor, fuel, and utility services used by Tenant.

7. Pay all taxes on Tenant's property located on the Premises.

8. Allow Landlord to inspect the Premises and show the Premises to prospective purchasers or tenants.

9. Repair, replace, and maintain any part of the Premises used by Tenant.

10. Repair any damage to the Premises, Land, or Excluded Improvements caused by Tenant.

11. Maintain the insurance coverage described in the attached Insurance Addendum.

12. INDEMNIFY, DEFEND, AND HOLD LANDLORD AND LANDLORD'S AGENTS HARMLESS FROM ANY INJURY (AND ANY RESULTING OR RELATED CLAIM, ACTION, LOSS, LIABILITY, OR REASONABLE EXPENSE, INCLUDING ATTORNEY'S FEES AND OTHER FEES AND COURT AND OTHER COSTS) ARISING OUT OF TENANT'S OR TENANT'S AGENTS' USE OF THE PREMISES. **THE INDEMNITY CONTAINED IN THIS PARAGRAPH (a) IS INDEPENDENT OF TENANT'S INSURANCE,**

(b) WILL NOT BE LIMITED BY COMPARATIVE NEGLIGENCE STATUTES OR DAMAGES PAID UNDER THE WORKERS' COMPENSATION ACT OR SIMILAR EMPLOYEE BENEFIT ACTS, (c) WILL SURVIVE THE END OF THE TERM, AND (d) WILL APPLY EVEN IF AN INJURY IS CAUSED IN WHOLE OR IN PART BY THE ORDINARY NEGLIGENCE OR STRICT LIABILITY OF LANDLORD OR LANDLORD'S AGENTS BUT WILL NOT APPLY TO THE EXTENT AN INJURY IS CAUSED BY THE GROSS NEGLIGENCE OR WILLFUL MISCONDUCT OF LANDLORD OR LANDLORD'S AGENTS.

13. Deliver to Landlord a financing statement perfecting the security interest.
14. Vacate the Premises on the last day of the Term.
15. Use the highest standards of animal husbandry in grazing the Premises.
16. Keep all gates on the Premises closed and locked.
A key will be provided to the City.
17. Enter and exit the Premises at those places designated by Landlord.
18. Tenant may install 1 gate between their property, and the City property.

B. Tenant agrees not to -

1. Use the Premises for any purpose other than the Permitted Use.
Grazing and baling for personal use (not for sale).
2. Create or allow a nuisance or permit any waste of the Premises.
3. Change Landlord's lock system.
4. Alter the Premises, including clearing new roads, moving or erecting any fences, or locating on the Premises any type of manufactured housing or mobile home.
5. Allow a lien to be placed on the Premises.
6. Assign this lease or sublease any portion of the Premises without Landlord's written consent.
7. Graze more than 15 head of cattle [*or other livestock*?] on the Premises.
8. Hunt or fish on the Land or allow anyone else to do so.
9. Litter or leave trash or debris on the Premises.

C. Landlord agrees to -

1. Lease to Tenant the Premises for the entire Term beginning on the Commencement Date and ending

on the Termination Date.

2. Return the Security Deposit to Tenant, less itemized deductions, if any, on or before the sixtieth day after the date Tenant surrenders the Premises.

3. Obey all laws relating to Landlord's operation of the Premises.

D. Landlord agrees not to -

1. Allow any use of the Premises inconsistent with the Permitted Use as long as Tenant is not in default.

2. Unreasonably withhold consent to a proposed assignment or sublease.

E. Landlord and Tenant agree to the following:

1. *Alterations.* Any physical additions or improvements to the Premises made by Tenant will become the property of Landlord. Landlord may require that Tenant, at termination of the lease and at Tenant's expense, remove any physical additions and improvements, repair any alterations, and restore the Premises to the condition existing at the Commencement Date, normal wear excepted.

2. *Abatement.* Tenant's covenant to pay Rent and Landlord's covenants are independent. Except as otherwise provided, Tenant will not be entitled to abate Rent for any reason.

3. *Release of Claims.* TENANT RELEASES LANDLORD AND LANDLORD'S AGENTS FROM ALL CLAIMS OR LIABILITIES FOR ANY INJURY TO TENANT OR TO TENANT'S OR TENANT'S AGENTS' PROPERTY LOCATED ON THE PREMISES. **THE RELEASE IN THIS PARAGRAPH WILL APPLY EVEN IF THE DAMAGE OR LOSS IS CAUSED IN WHOLE OR IN PART BY THE ORDINARY NEGLIGENCE OR STRICT LIABILITY OF LANDLORD OR LANDLORD'S AGENTS BUT WILL NOT APPLY TO THE EXTENT THE DAMAGE OR LOSS IS CAUSED BY THE GROSS NEGLIGENCE OR WILLFUL MISCONDUCT OF LANDLORD OR LANDLORD'S AGENTS.**

4. *Condemnation/Substantial or Partial Taking*

a. If the Premises cannot be used for the Permitted Use because of condemnation or purchase in lieu of condemnation, this lease will terminate.

b. If there is a condemnation or purchase in lieu of condemnation and this lease is not terminated, the Rent payable during the unexpired portion of the Term will be adjusted as may be fair and reasonable.

c. Tenant will have no claim to the condemnation award or proceeds in lieu of condemnation.

5. *Landlord's Lien.* Tenant grants to Landlord a security interest in the collateral to secure payment and performance by Tenant of all obligations and payments due from Tenant under this lease. The collateral will include all of Tenant's crops, livestock, and personal property located or to be located on the Premises, and all products, proceeds, offspring, increase, governmental payments, insurance proceeds, documents of title, and

warehouse receipts relating to such property.

This lease is a security agreement under both article 9 of the Texas Business and Commerce Code and the federal Food Security Act of 1985. Tenant agrees to furnish to Landlord a list of the names and addresses of any buyer, commission merchant, or selling agent to or through whom Tenant may sell the collateral. Tenant agrees to notify Landlord of the identity of any buyer, commission merchant, selling agent, or warehouse to or with whom Tenant intends to sell or store the collateral within seven days before any sale or storage of the collateral.

6. *Default by Landlord/Events.* A default by Landlord is the failure to comply with any provision of this lease that is not cured within thirty days after written notice.

7. *Default by Landlord/Tenant's Remedies.* Tenant's remedies for Landlord's default are to sue for damages and terminate this lease.

8. *Default by Tenant/Events.* Defaults by Tenant are (a) failing to pay timely Rent; (b) abandoning or vacating a substantial portion of the Premises; and (c) failing to comply within ten days after written notice with any provision of this lease other than the defaults set forth in (a) and (b).

9. *Default by Tenant/Landlord's Remedies.* Landlord's remedies for Tenant's default are to (a) enter and take possession of the Premises, after which Landlord may relet the Premises on behalf of Tenant and receive the Rent directly by reason of the reletting, and Tenant agrees to reimburse Landlord for any expenditures made in order to relet; (b) enter the Premises and perform Tenant's obligations; and (c) terminate this lease by written notice and sue for damages. Landlord may enter and take possession of the Premises by self-help, by picking or changing locks if necessary, and may lock out Tenant or any other person who may be using the Premises for grazing, until the default is cured, without being liable for damages.

10. *Default/Waiver/Mitigation.* It is not a waiver of default if the nondefaulting party fails to declare immediately a default or delays in taking any action. Pursuit of any remedies set forth in this lease does not preclude pursuit of other remedies in this lease or provided by law. Landlord and Tenant have a duty to mitigate damages.

11. *Security Deposit.* If Tenant defaults, Landlord may use the Security Deposit to pay arrears of Rent, to repair any damage or injury, or to pay any expense or liability incurred by Landlord as a result of the default.

12. *Holdover.* If Tenant does not vacate the Premises following termination of this lease, Tenant will become a tenant at will and must vacate the Premises on receipt of notice from Landlord. No holding over by Tenant, whether with or without the consent of Landlord, will extend the Term.

13. *Alternative Dispute Resolution.* Landlord and Tenant agree to mediate in good faith before filing a suit for damages.

14. *Attorney's Fees.* If either party retains an attorney to enforce this lease, the party prevailing in litigation is entitled to recover reasonable attorney's fees and other fees and court and other costs.

15. *Venue.* Exclusive venue is in the county in which the Premises are located.

16. *Entire Agreement.* This lease, its exhibits, addenda, and riders constitute the entire agreement of the parties concerning the lease of the Premises by Landlord to Tenant. There are no representations, warranties, agreements, or promises pertaining to the lease of the Premises by Landlord to Tenant that are not in this lease and any exhibits, addenda, and riders.

17. *Amendment of Lease.* This lease may be amended only by an instrument in writing signed by Landlord and Tenant.

18. *Limitation of Warranties.* THERE ARE NO IMPLIED WARRANTIES OF MERCHANTABILITY, OF FITNESS FOR A PARTICULAR PURPOSE, OR OF ANY OTHER KIND ARISING OUT OF THIS LEASE, AND THERE ARE NO WARRANTIES THAT EXTEND BEYOND THOSE EXPRESSLY STATED IN THIS LEASE.

19. *Notices.* Any notice required or permitted under this lease must be in writing. Any notice required by this lease will be deemed to be delivered (whether actually received or not) when deposited with the United States Postal Service, postage prepaid, certified mail, return receipt requested, and addressed to the intended recipient at the address shown in this lease. Notice may also be given by regular mail, personal delivery, courier delivery, facsimile transmission, or other commercially reasonable means and will be effective when actually received. Any address for notice may be changed by written notice delivered as provided herein.

20. *Mineral Interests.* This lease is subordinate to any present or future oil, gas, or other mineral exploration agreements and leases relating to the Land. Landlord will not be liable to Tenant for any damages for actions attributable to those agreements and will receive all consideration paid therefor.

21. *Landlord's Use.* Landlord retains the right to permit third parties to use the Premises for hunting, fishing, and other uses that do not materially interfere with Tenant's grazing rights.

22. Landlord will initially mow entire area front and back, prior to beginning date of lease. After initial mowing, leasee will maintain.

23. Landlord will maintain road when necessary.

City of Navasota, a Texas municipal corporation

Bert Miller, Mayor

Tenant:

Larry and Mildred Ann Wood

Insurance Addendum to Lease

Lease

Date: _____, 20__

Landlord: City of Navasota, a Texas municipal corporation

Tenant: Larry and Mildred Ann Wood

This insurance addendum is part of the lease.

Tenant agrees to -

1. Maintain the liability insurance policies required below during the Term and any period before or after the Term when Tenant is present on the Premises:

| Type of Insurance | Minimum Policy Limit |
|---|---|
| Commercial general liability (occurrence basis) endorsed to cover farm and ranch operations | Per occurrence: \$_____ Aggregate: \$_____ |

2. Comply with the following additional insurance requirements:

- a. All liability policies must be endorsed to name Landlord as an "additional insured" on a form that does not exclude coverage for the sole or contributory ordinary negligence of Landlord and must not be endorsed to exclude the sole negligence of Landlord from the definition of "insured contract."
- b. Certificates of insurance and copies of any additional insured and waiver of subrogation endorsements must be delivered by Tenant to Landlord before entering the Premises and thereafter at least ten days before the expiration of the policies.

**CITY OF NAVASOTA
CITY COUNCIL AGENDA**

AGENDA ITEM NO.: 15. **AGENDA DATE:** July 13, 2020

PREPARED BY: Brad Stafford, City Manager

APPROVED BY: BS

ITEM: Consideration and possible action on nominations to the Board of Trustees of the Texas Municipal League Intergovernmental Risk Pool.

ITEM BACKGROUND:

The City of Navasota is a member of the TML-IRP which provides property and liability insurance for the City. Each member City may nominate someone to run for a seat on the board. Places 1-4 have terms that will expire on October 1st. Current trustees in places 1-4 are:

Place 1 - Robert T. Herrera, City Manager, City of Cibolo

Place 2 - John W. (Buzz) Fullen, Chair, Mayor of Henderson

Place 3 - Jeffrey Snyder, City Manager, Plainview

Place 4 - Robert S. Hauck, City Manager, Tomball

BUDGETARY AND FINANCIAL SUMMARY:

STAFF RECOMMENDATION:

Staff has no recommendation for a nominee unless a council member would be interested in running for a position.

ATTACHMENTS:

1. Letter from TMLIRP



**NOMINATIONS TO THE BOARD OF TRUSTEES OF THE
TEXAS MUNICIPAL LEAGUE INTERGOVERNMENTAL RISK POOL**

June 26, 2020

TO: All TML Intergovernmental Risk Pool Members
FROM: David Reagan – TMLIRP Board Secretary

The TML Intergovernmental Risk Pool Board of Trustees is comprised of fifteen voting members, twelve of whom are elected by the Pool's membership to serve staggered, six-year terms. Every even-numbered year, the term of office for one-third of the elected trustees expires and an election is held to fill those designated places.

Section 6 of the Pool's Bylaws sets forth the following election procedure:

“... Ninety (90) days prior to the date of the expiration of the term of office of any Board of Trustee member, all Employer Members shall be informed in writing of their opportunity to submit the name of a qualified person for election to that designated place. If an Employer Member wishes to submit the name of a qualified person for election, the name shall be submitted and received by the Board Secretary no less than (50) days prior to the expiration of the term of the office being sought. ...”

Section 4 of the Pool's Bylaws sets forth the following qualifications for Board members:

“Each member of the Board must be either an employee or official of the governing body of an Employer Member of the Fund at the time the Board member is elected or appointed. ...” (In this context, “the Fund” is synonymous with the Pool.)

Terms for Trustees in Places 1-4 will expire October 1, 2020. Place 5 is an appointed public member and is not elected. Places 1, 2, 3 and 4 are currently being held by the following individuals:

| | |
|---------|--|
| Place 1 | Robert T. Herrera, City Manager, Cibolo |
| Place 2 | John W. (Buzz) Fullen, Chair, Mayor, Henderson |
| Place 3 | Jeffrey Snyder, City Manager, Plainview |
| Place 4 | Robert S. Hauck, City Manager, Tomball |

The composition of the present Board is listed on the back of this notice.

In accordance with Section 6 of the Pool Bylaws, any Employer Member may submit the name of a qualified person to be considered for the position of Trustee. A nomination should be mailed to:

Trustee Nomination
Board Secretary
P. O. Box 149194
Austin, Texas 78714-9194

ALL NOMINATIONS MUST REACH THE BOARD SECRETARY BY WEDNESDAY, AUGUST 12, 2020. EACH BOARD MEMBER IS ELECTED TO A DESIGNATED PLACE ON THE BOARD, AND ALL NOMINATIONS MUST SHOW ONE OF THE PLACES, 1 THROUGH 4, FOR WHICH THE NOMINATION IS MADE. A NOMINATION MAY BE FOR ANY ONE OF THE FOUR POSITIONS. THERE ARE NO RESIDENCY OR OTHER REQUIREMENTS APPLICABLE TO ANY PLACE. PLEASE INCLUDE A SHORT BIOGRAPHICAL SKETCH OF THE NOMINEE. THE BOARD SECRETARY WILL DISTRIBUTE A BALLOT TO EACH MEMBER BY AUGUST 17, 2020.

Current Texas Municipal League Intergovernmental Risk Pool Board of Trustee Members and the date their terms expire include:

| | | | |
|--|-----------------------|--|-----------------------|
| <u>Place 2</u> John W. Fullen, Chair Mayor, City of Henderson | (Oct. 1, 2020) | <u>Place 9</u> Andres Garza, Jr. City Manager, City of Wharton | (Oct. 1, 2022) |
| <u>Place 11</u> Randy Criswell, Vice Chair City Manager, City of Canyon | (Oct. 1, 2022) | <u>Place 10</u> Carol Loughlin Appointed Public Member | (Oct. 1, 2022) |
| <u>Place 1</u> Robert T. Herrera City Manager, City of Cibolo | (Oct. 1, 2020) | <u>Place 12</u> Bert Lumbreras City Manager, City of San Marcos | (Oct. 1, 2024) |
| <u>Place 3</u> Jeffrey Snyder City Manager, City of Plainview | (Oct. 1, 2020) | <u>Place 13</u> Byron Black Chair, Central Appraisal District of Johnson County Former Mayor, City of Burleson | (Oct. 1, 2024) |
| <u>Place 4</u> Robert S. Hauck City Manager, City of Tomball | (Oct. 1, 2020) | <u>Place 14</u> David J. Harris City Administrator, City of Balcones Heights | (Oct. 1, 2024) |
| <u>Place 5</u> Leo Montalvo Appointed Public Member | (Oct. 1, 2020) | <u>Place 15</u> Rickey Childers Appointed Public Member | (Oct. 1, 2024) |
| <u>Place 6</u> Mary Gauer Executive Board, Central Texas Council of Governments Former Mayor, City of Harker Heights | (Oct. 1, 2022) | TML Representative Henry Wilson Mayor, City of Hurst | |
| <u>Place 7</u> Mary Dennis Mayor, City of Live Oak | (Oct. 1, 2022) | TML Representative Bennett Sandlin Executive Director, Texas Municipal League | |
| <u>Place 8</u> Larry Melton Board, Odessa Housing Authority Former Mayor, City of Odessa | (Oct. 1, 2022) | TML MultiState Intergovernmental Employee Benefits Pool Representative Mike Smith City Manager, City of Jacksboro | |

**CITY OF NAVASOTA
CITY COUNCIL AGENDA**

AGENDA ITEM NO.: 16. **AGENDA DATE:** July 13, 2020

PREPARED BY: Susie M. Homeyer, City Secretary

APPROVED BY: BS

ITEM: Consent Agenda: The following items may be acted upon with one motion and vote. No separate discussion or action is necessary unless requested by the Mayor or City Councilmember, in which event the item will be removed from the Consent Agenda for separate discussion and/or action by the City Council as part of the regular agenda.

Consent Items are:

A. Consideration and possible action on the minutes for the month of June 2020; and

B. Consideration and possible action on the expenditures for the month of June 2020.

ITEM BACKGROUND:

BUDGETARY AND FINANCIAL SUMMARY:

STAFF RECOMMENDATION:

Staff recommends approval of the consent agenda items which include the minutes and expenditures for the month of June 2020.

ATTACHMENTS:

1. Minutes - 06/08/2020
2. Minutes - 06/22/2020
3. Minutes - 06/29/2020 - Special
4. Expenditures for the month of June 2020

**MINUTES
REGULAR MEETING
JUNE 8, 2020**

The City Council of the City of Navasota, Grimes County, Texas met at the City Council Chambers, Room No. 161, located at 200 E. McAlpine Street at 6:00 p.m., Navasota, Texas on the above date with the following being present:

**Bernie Gessner, Councilmember, Place # 1
Geoff Horn, Councilmember, Place # 2
Josh M. Fultz, Councilmember, Place # 3
Bert Miller, Mayor, Place # 4
Grant E. Holt, Mayor Pro-Tem, Place # 5**

Thus constituting a quorum.

STAFF PRESENT: Brad Stafford, City Manager; Susie M. Homeyer, City Secretary; Lance Hall, Finance Director; Lupe Diosdado, Community Development Director; Michael Mize, Lieutenant; Kathrine Thogersen, Administrative Assistant/Deputy City Secretary; Hung Mai, IT Specialist; Jose Coronilla, Director of Streets and Sanitation; Madison Brooks, Marketing and Communication Coordinator; Rayna Willenbrink, Economic Development Specialist; Alicia Ortman, Intern; Jacob Tielke, Investigator; Jason Katkoski, Fire Chief/EMC; John Shoemaker, Investigator; and Vanessa DiMattia, Communications Operator.

VISITORS: Connie Clements, Jon C. Fultz, Audrey Sauls, Claudia Bixel, Robert Belt, Kaitlyn Shoemaker, Deborah Richardson, Victor Enman, Ana Cosino, Jenni Fultz Jarvis, Miriah Cunneen, Alexyia Lewis, Sherry McKibben, Jeannie Burns, Archie Sauls, Shaneka Ngom, Doris Sauls and others.

THE ITEMS ON THE AGENDA WERE TAKEN UP IN DUE ORDER AS FOLLOWS:

1. Mayor Bert Miller called the meeting to order at 6:00 p.m.
2. Invocation was given by Mayor Pro-Tem Grant Holt. The City Council, staff members and visitors then recited the Pledge of Allegiance to the American Flag and the Texas Flag.
3. Remarks of visitors: (a) Claudia Bixel, addressed the City Council about her recent termination of employment from the City because she didn't meet the City standards. She would like to know what those standards are. She was advised to set up a meeting with the City Manager.

(b) Victor Enmon, with Entergy, addressed the City Council about the recent power outage over the weekend. Mr. Enmons informed the City Council that it was a snake that caused a lot of damage. (c) Shaneka Ngom addressed the City Council about her property located at 703 FM 379 concerning utilities and the opening up the road that is near her property. She was advised to set up a meeting with the City Manager. (d) Deborah Richardson addressed the City Council about Ketchum Street and the downtown visibility at night. (e) Rev. Dr. Archie Sauls addressed the City Council about some electric poles that were placed on his property by mistake by Entergy; about getting denied for a permit for a mobile home he was trying to upgrade on Sauls Street; and about someone living in horse trailer in the area without utilities. (f) Audrey Sauls addressed the City Council and told them this was not the time to be firing people during a pandemic. She also asked the City Council if a \$1.00 could be added to the street fund on utility bills to get Roosevelt a through street.

4. Staff report:

- (a) City Manager Brad Stafford and Fire Chief/EMC Jason Katkoski gave an update on COVID-19 response;
- (b) City Manager Brad Stafford and the City Council recognized John Shoemaker for five years of service to the City;
- (c) Marketing and Communication Coordinator Madison Brooks gave an update on the on the July 4th Freedom Festival;
- (d) Director of Streets and Sanitation Jose Coronilla gave an update on the street department;
- (e) Lieutenant Mike Mize gave an update on the police department;
- (f) There was not an update on Boards and Commissions;
- (g) Councilmembers and staff informed the audience about upcoming events.

- 5. Mayor Pro-Tem Grant Holt moved to approve the audit and single audit report for fiscal year ending September 30, 2019, seconded by Councilmember Geoff Horn and with each Councilmember voting AYE, the motion carried.
- 6. Councilmember Bernie Gessner moved to approve Change Order No. 1 for the Railroad Street Parking Lot and Drainage Project in the amount of \$2,322.00 to Brazos Paving Inc., seconded by Councilmember Josh Fultz and with each Councilmember voting AYE, the motion carried.

7. A public hearing was held regarding a voluntary annexation request submitted by Miriah Cunneen on behalf of Anthony J. Cunneen for a 9.063 acre tract of land in the Daniel Tyler Survey, A-55, Navasota, Texas, Grimes County, Texas. Mayor Bert Miller opened the public hearing at 7:03 p.m. Miriah Cunneen addressed the City Council about their plans for this piece of property. There were no other comments. Mayor Bert Miller closed the hearing at 7:06 p.m.
8. Mayor Pro-Tem Grant Holt moved to approve the first reading of Ordinance No. 932-20, regarding a voluntary annexation request submitted by Miriah Cunneen on behalf of Anthony J. Cunneen for a 9.063-acre tract of land in the Daniel Tyler Survey, A-55, Navasota, Grimes County, Texas, seconded by Councilmember Bernie Gessner and with each Councilmember voting AYE, the motion carried.
9. A public hearing was held regarding a development plan submitted by Jennifer Fultz, as prescribed in Article X OD: Overlay District for the property legally described as A0002, D. Arnold, Tract 5, Lot 1, located at 1400 East Washington Avenue, Navasota, Grimes County, Texas, for the development of Navasota Abstract & Title Company, a professional office. Mayor Bert Miller opened the public hearing at 7:08 p.m. Councilmember Josh Fultz announced that he had an interest in this property so he is stepping down from the dais for the next two items. He also mentioned that he filled out an affidavit of conflict of interest and filed it with the City Secretary.

Councilmember Geoff Horn also announced that he had an interest in this property so he stepped down from the dais for the next two items. He also announced that he filled out an affidavit of conflict of interest and filed it with the City Secretary. Jon C. Fultz addressed the City Council and gave a brief history of the property. Jenny Fultz Jarvis addressed the City Council and answered a couple of questions that the City Council had. With no other comments from the public, Mayor Bert Miller closed the public hearing at 7:12 p.m.

10. Mayor Pro-Tem Grant Holt moved to approve the development agreement plan submitted by Jennifer Fultz, as prescribed in Article X OD: Overlay District for the property legally described as A0002, D. Arnold, Tract 5, Par 1, located at 1400 East Washington Avenue, Navasota, Grimes County, Texas, for the development of Navasota Abstract & Title Co., Inc., a professional office, seconded by Councilmember Bernie Gessner. The following votes were recorded:

AYES: Mayor Bert Miller, Mayor Pro-Tem Grant Holt and Councilmember Bernie Gessner

NAYS: None

ABSTAIN: Councilmember Josh Fultz and Councilmember Geoff Horn

Mayor Bert Miller announced that the motion carried.

11. Councilmember Josh Fultz moved to sanction the Navasota Freedom Festival to be held on July 4, 2020, seconded by Councilmember Bernie Gessner and with each Councilmember voting AYE, the motion carried.
12. A public hearing was held regarding Chapter 14 zoning, Exhibit A Zoning Ordinance, article IX R-3: High Density, Multi-Dwelling, Residential District, 9.3 Development Standards, B. Building Setbacks, (3) side setback, amending Chapter 14 zoning, Exhibit A Zoning Ordinance, Article VIII R-2: Medium Density, Multi-Dwelling Unit, Residential District, 8.3 Development Standards, B. Building Setbacks, (3) side setback, for the purpose of reducing side setback requirements for single dwelling unit development. Amending Chapter 14 zoning, Exhibit A Zoning Ordinance, Article XI B-1: General Business District, 11.4 Development and Design Standards, B. Setbacks, (5), for the purpose of clarifying setback requirements for residential development. Mayor Bert Miller opened the public hearing at 7:16 p.m. Community Development Director Lupe Diosdado went over the changes. With no comments from the public, Mayor Bert Miller closed the public hearing at 7:29 p.m.
13. The first reading of Ordinance No. 933-20 was tabled.
14. Councilmember Bernie Gessner moved to approve Resolution No. 673-20, designating GrantWorks, Inc. as the administration provider for the 2020 Texas Capital Fund Downtown Revitalization Program, seconded by Councilmember Josh Fultz and with each Councilmember voting AYE, the motion carried.
15. Councilmember Bernie Gessner moved to approve Resolution No. 674-20, review of the City of Navasota Investment Policy and Strategy, seconded by Councilmember Josh Fultz and with each Councilmember voting AYE, the motion carried.
16. Councilmember Geoff Horn moved to approve the goals and priorities for Fiscal Year 2020-2021, seconded by Mayor Pro-Tem Grant Holt and with each Councilmember voting AYE, the motion carried.
17. Councilmember Bernie Gessner moved to approve the consent agenda items which include the minutes and expenditures for the month of May 2020, seconded by Josh Fultz and with each Councilmember voting AYE, the motion carried.
18. Mayor Bert Miller adjourned the meeting at 7:34 p.m.

BERT MILLER, MAYOR

ATTEST:

SUSIE M. HOMEYER, CITY SECRETARY

**MINUTES
REGULAR MEETING
JUNE 22, 2020**

The City Council of the City of Navasota, Grimes County, Texas met at the City Council Chambers, Room No. 161, located at 200 E. McAlpine Street at 6:00 p.m., Navasota, Texas on the above date with the following being present:

**Bernie Gessner, Councilmember, Place # 1
Geoff Horn, Councilmember, Place # 2
Josh M. Fultz, Councilmember, Place # 3
Bert Miller, Mayor, Place # 4
Grant E. Holt, Mayor Pro-Tem, Place # 5**

Thus constituting a quorum.

STAFF PRESENT: Brad Stafford, City Manager; Susie M. Homeyer, City Secretary; Lance Hall, Finance Director; Lupe Diosdado, Community Development Director; Michael Mize, Lieutenant; Hung Mai, IT Specialist; Madison Brooks, Marketing and Communication Coordinator; Rayna Willenbrink, Economic Development Specialist; Jeff Greer, Director of Utilities; Jason Katkoski, Fire Chief/EMC; Shawn Myatt, Police Chief/Assistant City Manager; and Pat Gruner, Municipal Judge.

VISITORS: Connie Clements, Audrey Sauls, Deborah Richardson, Archie Sauls, Doris Sauls, John Sanders, Alexia Lewis, Shaneka Ngom, Debra Bookman and others.

THE ITEMS ON THE AGENDA WERE TAKEN UP IN DUE ORDER AS FOLLOWS:

1. Mayor Bert Miller called the meeting to order at 6:00 p.m.
2. Invocation was given by Mayor Pro-Tem Grant Holt. The City Council, staff members and visitors then recited the Pledge of Allegiance to the American Flag and the Texas Flag.
3. Remarks of visitors: Doris Sauls addressed the City Council about the concept of a Navasota Blue Zone in Navasota where citizens live well into their hundreds and beyond.
4. Staff report:
 - (a) City Manager Brad Stafford and Fire Chief/EMC Jason Katkoski gave an update on COVID-19 response;

- (b) Municipal Judge Pat Gruner gave an update on the reopening of Municipal Court;
 - (c) Marketing and Communications Coordinator Madison Brooks gave an update on the Freedoms Festival;
 - (d) Economic Development Coordinator Rayna Willenbrink gave an update on her department;
 - (e) Community Development Director Lupe Diosdado gave an update on his department;
 - (f) Utility Director Jeff Greer gave an update on his department;
 - (g) There was not an update on Boards and Commissions;
 - (h) Councilmembers and staff informed the audience about upcoming events.
5. Councilmember Josh Fultz moved to approve the second reading of Ordinance No. 932-20, regarding a voluntary annexation request submitted by Miriah Cunneen on behalf of Anthony J. Cunneen for a 9.063-acre tract of land in the Daniel Tyler Survey, A-55, Navasota, Grimes County, Texas, seconded by Councilmember Bernie Gessner and with each Councilmember voting AYE, the motion carried.
 6. Councilmember Bernie Gessner moved to approval the sale of property described as H & TC, Block J, Lot 4 (S21') 5, located in Navasota, Grimes County, Texas by utilizing the sealed bid process with a minimum bid of \$10,000.00, seconded by Mayor Pro-Tem Grant Holt and with each Councilmember voting AYE, the motion carried.
 7. Mayor Bert Miller adjourned the meeting at 6:34 p.m.

BERT MILLER, MAYOR

ATTEST:

SUSIE M. HOMEYER, CITY SECRETARY

**MINUTES
SPECIAL MEETING
JUNE 29, 2020**

The City Council of the City of Navasota, Grimes County, Texas met at the City Council Chambers, Room No. 161, located at 200 E. McAlpine Street at 12:00 p.m., Navasota, Texas on the above date with the following being present:

**Bernie Gessner, Councilmember, Place # 1
Geoff Horn, Councilmember, Place # 2
Josh M. Fultz, Councilmember, Place # 3
Bert Miller, Mayor, Place # 4
Grant E. Holt, Mayor Pro-Tem, Place # 5**

Thus constituting a quorum.

STAFF PRESENT: Susie M. Homeyer, City Secretary; Lance Hall, Finance Director; Lupe Diosdado, Community Development Director; Michael Mize, Lieutenant; Hung Mai, IT Specialist; Madison Brooks, Marketing and Communication Coordinator; Rayna Willenbrink, Economic Development Specialist; Jason Katkoski, Fire Chief/EMC; Shawn Myatt, Police Chief/Assistant City Manager; Peggy Johnson, Human Resource Director; Dominique Lowery, Facilities Manager; Alicia Ortman, Intern; James McKenzie, Intern and Cary Bovey, Legal Counsel.

VISITORS: Connie Clements, Matthew Ybarra, Ana Cosino, Philip Cox, Judge Fauth, Kenny Graves, Johnny McNally and Triston Lewis.

THE ITEMS ON THE AGENDA WERE TAKEN UP IN DUE ORDER AS FOLLOWS:

1. Mayor Bert Miller called the meeting to order at 12:00 p.m.
2. The Pledge of Allegiance to the American Flag and the Texas Flag was dispensed.
3. Remarks of visitors: None.
4. A discussion was held on the impact of COVID-19 on the public health, safety and welfare of the citizens of the City of Navasota, as well as the functions, operations and employees of the City of Navasota; the necessity of the City Council to take immediate action to protect the public health, safety and welfare of the citizens of the City of Navasota; and the operation, management, security, staffing and performance of City of Navasota functions, facilities, and events, including, but not limited to Freedom Fest.

Mayor Bert Miller declared the festival to go on as planned and he counts on the public to do the right thing for their fellow man. Legal Counsel informed the City Council that a proclamation will need to be prepared for the Mayor's signature with such precautions stated.

Councilmember Geoff Horn moved to operate the Navasota Center at a fifty percent (50%) occupancy rate, per room, seconded by Mayor Pro-Tem Grant Holt and with each Councilmember voting AYE, the motion carried.

5. Mayor Bert Miller adjourned the meeting at 12:40 p.m.

BERT MILLER, MAYOR

ATTEST:

SUSIE M. HOMEYER, CITY SECRETARY

MONTHLY BUDGET SUMMARY AS OF JUNE 20

| FUND | REV BUDGET | YTD REV | % BUD | EXP BUDGET | YTD EXP | % BUD | BALANCE |
|---------------------------|--------------------------------|--------------------------------|-------------------|--------------------------------|--------------------------------|-------------------|------------------------------|
| <i>General</i> | \$ 11,391,193.00 | \$ 7,752,794.20 | 68% | \$ 11,391,193.00 | \$ 6,742,237.00 | 59% | \$1,010,557.20 |
| <i>Water</i> | \$ 1,853,000.00 | \$ 1,429,043.01 | 77% | \$ 1,853,000.00 | \$ 1,130,459.25 | 61% | \$ 298,583.76 |
| <i>Utility Cap IMP</i> | \$ 140,000.00 | \$ 116,755.77 | 83% | \$ 140,000.00 | \$ - | | \$116,755.77 |
| <i>Gas</i> | \$ 3,297,000.00 | \$ 2,237,500.63 | 68% | \$ 3,297,000.00 | \$ 1,863,115.68 | 57% | \$374,384.95 |
| <i>Sewer</i> | \$ 1,732,500.00 | \$ 1,071,005.20 | 62% | \$ 1,732,500.00 | \$ 1,131,230.34 | 65% | (\$60,225.14) |
| <i>cemetery perm</i> | \$ 3,000.00 | \$ 3,913.92 | 0% | \$ 3,000.00 | \$ - | 0% | \$3,913.92 |
| <i>cemetery oper</i> | \$ 65,000.00 | \$ 44,542.58 | 69% | \$ 65,000.00 | \$ 22,924.51 | 35% | \$21,618.07 |
| <i>Grant Fund</i> | \$ 3,413,500.00 | \$ 1,151,641.90 | 34% | \$ 3,413,500.00 | \$ 1,294,708.37 | 38% | (\$143,066.47) |
| <i>Hotel Occupancy</i> | \$ 141,000.00 | \$ 109,655.29 | 78% | \$ 141,000.00 | \$ - | 0% | \$109,655.29 |
| <i>Bond Fund</i> | \$ 961,792.00 | \$ 1,108,471.06 | 115% | \$ 961,792.00 | \$ 1,676,402.57 | 174% | (\$567,931.51) |
| <u>GRAND TOTAL</u> | <u>\$ 19,444,485.00</u> | <u>\$ 13,756,925.89</u> | <u>71%</u> | <u>\$ 19,444,485.00</u> | <u>\$ 12,566,369.35</u> | <u>65%</u> | <u>\$1,644,918.84</u> |
| <i>Capital Projects</i> | \$ 1,600,000.00 | \$ 818.17 | 0% | \$ 1,600,000.00 | \$ 285,427.59 | 18% | (\$284,609.42) |
| <i>EDC</i> | \$ 682,000.00 | \$ 836,788.21 | 123% | \$ 682,000.00 | \$ 1,159,288.87 | 170% | (\$322,500.66) |
| <i>Foundation</i> | \$ - | \$ 12,808.15 | #DIV/0! | \$ - | \$ - | #DIV/0! | \$12,808.15 |

CITY OF NAVASOTA
MONTHLY SALES TAX COMPARISON
2015-2020

CITY SALES TAX COLLECTED
2002

2003

% CHANGE

| | | | | | |
|--------------------------------------|-------------|----------------|--------------|----------------|---------|
| 2003 | October | \$60,231.50 | 2004 | \$82,508.01 | 36.98% |
| | November | \$97,195.18 | | \$83,976.74 | -13.60% |
| | December | \$59,257.49 | | \$72,545.84 | 22.42% |
| | January | \$58,119.26 | | \$60,641.33 | 4.34% |
| | February | \$99,868.40 | | \$140,830.97 | 41.02% |
| | March | \$56,920.19 | | \$59,110.36 | 3.85% |
| | April | \$52,715.38 | | \$59,601.16 | 13.06% |
| | May | \$97,134.29 | | \$93,187.99 | -4.06% |
| | June | \$67,470.38 | | \$72,126.33 | 6.90% |
| | July | \$87,004.41 | | \$73,770.06 | -15.21% |
| | August | \$89,898.56 | | \$100,175.34 | 11.43% |
| | September | \$69,332.88 | | \$70,583.01 | 1.80% |
| 36181.86 One Payment | Total | \$895,147.92 | Total | \$969,057.14 | 8.26% |
| | 2004 | | 2005 | | |
| 2005 | October | \$62,219.34 | 2006 | \$74,388.30 | 19.56% |
| | November | \$107,090.07 | | \$118,096.69 | 10.28% |
| | December | \$62,346.50 | | \$70,455.29 | 13.01% |
| | January | \$61,823.41 | | \$73,136.08 | 18.30% |
| | February | \$110,849.83 | | \$125,360.31 | 13.09% |
| | March | \$63,315.64 | | \$82,316.78 | 30.01% |
| | April | \$66,239.58 | | \$71,268.19 | 7.59% |
| | May | \$77,950.86 | | \$122,426.67 | 57.06% |
| | June | \$69,309.09 | | \$88,372.86 | 27.51% |
| | July | \$78,455.80 | | \$91,623.29 | 16.78% |
| | August | \$142,517.72 | | \$134,247.76 | -5.80% |
| | September | \$75,008.38 | | \$120,642.76 | 60.84% |
| | Total | \$977,126.22 | Total | \$1,172,334.98 | 19.98% |
| | 2006-2007 | | 2007-2008 | | |
| 68846.03 One Payment 2007 | October | \$92,207.92 | October | \$105,594.65 | 14.52% |
| | November | \$128,463.35 | November | \$138,221.46 | 7.60% |
| | December | \$148,107.22 | December | \$95,352.67 | -35.62% |
| | January | \$98,001.54 | January | \$103,674.95 | 5.79% |
| | February | \$129,940.36 | February | \$153,108.96 | 17.83% |
| | March | \$67,673.23 | March | \$90,958.40 | 34.41% |
| | April | \$85,046.47 | April | \$88,298.98 | 3.82% |
| | May | \$127,322.62 | May | \$122,617.04 | -3.70% |
| | June | \$80,430.75 | June | \$108,382.73 | 34.75% |
| | July | \$95,997.18 | July | \$94,376.76 | -1.69% |
| | August | \$129,739.03 | August | \$132,500.76 | 2.13% |
| | September | \$104,131.58 | September | \$112,421.04 | 7.96% |
| | Total | \$1,287,061.25 | Total | \$1,345,508.40 | 4.54% |
| | | | budget | 1,300,000 | |
| 2009 | 2008-2009 | | 2009-2010 | | |
| | October | \$101,055.81 | October | \$81,819.63 | -19.04% |
| | November | \$145,460.03 | November | \$128,437.38 | -11.70% |
| | December | \$127,177.65 | December | \$103,713.32 | -18.45% |
| | January | \$116,221.98 | January | \$81,299.87 | -30.05% |
| | February | \$143,942.75 | February | \$136,370.69 | -5.26% |
| | March | \$81,334.57 | March | \$88,208.48 | 8.45% |
| | April | \$85,150.06 | April | \$313,498.55 | 268.17% |
| | May | \$138,856.23 | May | \$157,571.50 | 13.48% |
| | June | \$91,690.63 | June | \$104,952.13 | 14.46% |
| | July | \$94,574.59 | July | \$105,197.55 | 11.23% |
| | August | \$123,167.44 | August | \$145,374.50 | 18.03% |
| September | \$88,483.18 | September | \$102,198.27 | 15.50% | |
| | Total | \$1,337,114.92 | Total | \$1,548,641.87 | |
| | budget | | budget | | |
| 18.76% 13.28% -6.11% 12.70% | 2010-2011 | | 2011-2012 | | |
| | October | \$97,167.16 | October | \$105,514.91 | 8.59% |
| | November | \$145,493.01 | November | \$146,477.37 | 0.68% |
| | December | \$97,371.99 | December | \$100,235.24 | 2.94% |
| | January | \$91,626.93 | January | \$101,415.55 | 10.68% |

18.76%
13.28%
-6.11%
12.70%

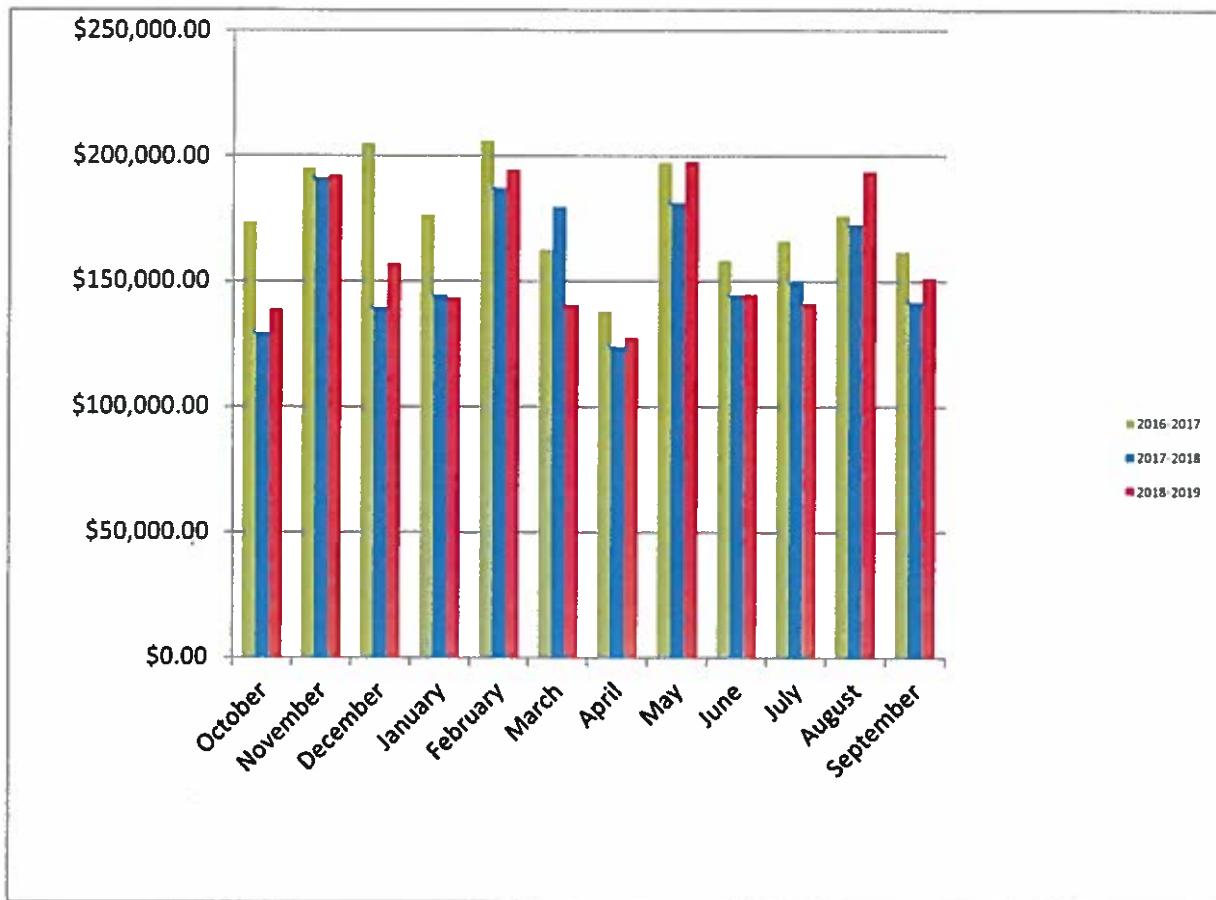
CITY OF NAVASOTA
MONTHLY SALES TAX COMPARISON
2015-2020

| | | | | | |
|-----------|-----------|-----------------------|-----------|-----------------------|---------|
| 3.86% | February | \$141,628.41 | February | \$152,313.48 | 7.54% |
| 15.23% | March | \$101,638.25 | March | \$95,131.04 | -6.40% |
| -69.16% | April | \$96,694.83 | April | \$106,108.07 | 9.73% |
| -10.24% | May | \$141,433.87 | May | \$241,177.31 | 70.52% |
| 2.39% | June | \$107,461.48 | June | \$133,094.13 | 23.85% |
| -8.60% | July | \$96,147.48 | July | \$111,212.87 | 15.67% |
| -4.64% | August | \$138,636.18 | August | \$162,712.81 | 17.37% |
| 10.54% | September | \$112,973.62 | September | \$164,459.01 | 45.57% |
| | Total | \$1,368,273.21 | Total | \$1,619,851.79 | |
| | budget | 1,300,000 | budget | 1,300,000 | |
| 2012-2013 | | | 2013-2014 | | |
| 23.92% | October | \$130,751.29 | October | \$127,920.59 | -2.16% |
| 22.88% | November | \$179,985.94 | November | \$167,496.65 | -6.94% |
| 39.77% | December | \$140,097.88 | December | \$129,835.47 | -7.33% |
| 27.66% | January | \$129,465.53 | January | \$117,689.31 | -9.10% |
| 16.61% | February | \$177,618.45 | February | \$171,138.60 | -3.65% |
| 33.66% | March | \$127,152.24 | March | \$126,258.28 | -0.70% |
| 31.37% | April | \$139,389.00 | April | \$104,970.63 | -24.69% |
| -32.02% | May | \$163,961.37 | May | \$178,453.62 | 8.84% |
| 1.96% | June | \$135,701.15 | June | \$152,395.93 | 12.30% |
| 26.60% | July | \$140,797.57 | July | \$159,074.01 | 12.98% |
| -0.11% | August | \$162,531.65 | August | \$160,598.36 | -1.19% |
| -11.46% | September | \$145,605.80 | September | \$155,320.68 | 6.67% |
| | Total | \$1,773,057.87 | Total | \$1,751,152.13 | |
| | budget | 1,350,000 | budget | 1,500,000 | |
| 2014-2015 | | | 2015-2016 | | |
| 3.15% | October | \$131,953.61 | October | \$156,106.14 | 18.30% |
| 12.63% | November | \$188,656.68 | November | \$203,455.39 | 7.84% |
| 10.89% | December | \$143,977.92 | December | \$153,783.75 | 6.81% |
| 2.24% | January | \$120,321.92 | January | \$130,009.23 | 8.05% |
| 7.26% | February | \$183,568.36 | February | \$196,285.32 | 6.93% |
| 8.21% | March | \$136,620.95 | March | \$154,934.85 | 13.40% |
| 18.83% | April | \$124,731.89 | April | \$170,423.77 | 36.63% |
| 3.11% | May | \$184,007.42 | May | \$237,620.06 | 29.14% |
| -4.74% | June | \$145,179.41 | June | \$158,927.20 | 9.47% |
| -16.07% | July | \$133,505.66 | July | \$149,324.96 | 11.85% |
| 15.62% | August | \$185,682.43 | August | \$218,551.90 | 17.70% |
| -2.01% | September | \$152,192.98 | September | \$164,250.46 | 7.92% |
| | Total | \$1,830,399.23 | Total | \$2,093,673.03 | |
| | budget | 1,600,000 | budget | 1,600,000 | |
| 2016-2017 | | | 2017-2018 | | |
| 11.09% | October | \$173,421.01 | October | \$129,374.18 | -25.40% |
| -4.26% | November | \$194,791.82 | November | \$191,101.63 | -1.89% |
| 33.19% | December | \$204,822.55 | December | \$139,341.25 | -31.97% |
| 35.56% | January | \$176,245.32 | January | \$144,286.24 | -18.13% |
| 4.84% | February | \$205,787.56 | February | \$187,205.31 | -9.03% |
| 4.90% | March | \$162,528.61 | March | \$179,621.37 | 10.52% |
| -19.05% | April | \$137,955.37 | April | \$123,904.17 | -10.19% |
| -16.99% | May | \$197,240.92 | May | \$181,202.21 | -8.13% |
| -0.49% | June | \$158,154.36 | June | \$144,274.81 | -8.78% |
| 11.08% | July | \$165,869.57 | July | \$149,328.40 | -9.97% |
| -19.39% | August | \$176,183.78 | August | \$172,531.85 | -2.07% |
| -1.53% | September | \$161,733.55 | September | \$141,758.88 | -12.35% |
| | Total | \$2,114,734.42 | Total | \$1,883,930.30 | |
| | budget | 1,900,000 | budget | 2,000,000 | |

CITY OF NAVASOTA
MONTHLY SALES TAX COMPARISON
2015-2020

| 2018-2019 | | | 2019-2020 | | |
|-----------|-----------|-----------------------|-----------|-----------------------|----------|
| 7.23% | October | \$138,722.41 | October | \$142,932.21 | 3.03% |
| 0.50% | November | \$192,052.55 | November | \$179,825.74 | -6.37% |
| 12.57% | December | \$156,856.11 | December | \$147,204.90 | -6.15% |
| -0.81% | January | \$143,121.61 | January | \$140,456.62 | -1.86% |
| 3.80% | February | \$194,322.95 | February | \$183,606.42 | -5.51% |
| -21.81% | March | \$140,452.34 | March | \$133,943.33 | -4.63% |
| 2.76% | April | \$127,322.36 | April | \$153,344.34 | 20.44% |
| 8.92% | May | \$197,359.24 | May | \$198,864.78 | 0.76% |
| 0.21% | June | \$144,577.89 | June | \$150,151.95 | 3.86% |
| -5.58% | July | \$140,994.11 | July | | -100.00% |
| 12.28% | August | \$193,717.25 | August | | -100.00% |
| 6.67% | September | \$151,217.75 | September | | -100.00% |
| | Total | \$1,920,716.57 | Total | \$1,430,330.29 | |
| | budget | 1,900,000 | budget | 2,000,000 | |

CITY OF NAVASOTA
MONTHLY SALES TAX COMPARISON
2015-2020



| FUND | | PREVIOUS TOTAL | PRINCIPAL | INTEREST | CHG MV | 06/30/2020 TOTAL |
|--------------------|---------------------|----------------|----------------|------------|----------------|---------------------|
| UNRESTRICTED FUNDS | | | | | | |
| ## | GENERAL FUND | \$2,277,437.10 | | \$1,022.40 | 905.15 | \$2,279,364.65 |
| | 100-0-200.06 | | | | | |
| ## | WATER O&M | \$453,639.06 | | \$203.65 | 180.30 | \$454,023.01 |
| | 200-0-200.06 | | | | | |
| ## | GAS O&M | \$465,568.39 | | \$209.01 | 185.04 | \$465,962.43 |
| | 300-0-200.06 | | | | | |
| ## | SEWER O&M | \$190,445.30 | | \$85.50 | 75.69 | \$190,606.48 |
| | 400-0-200.06 | | | | | |
| ## | 0 | \$0.00 | | \$0.00 | 0.00 | \$0.00 |
| | 0 | | | | | |
| ## | 0 | \$0.00 | | \$0.00 | 0.00 | \$0.00 |
| | 0 | | | | | |
| ## | 0 | \$0.00 | | \$0.00 | 0.00 | \$0.00 |
| | 0 | | | | | |
| TOTAL UNRESTRICTED | | | | | \$3,389,956.58 | |
| RESTRICTED FUNDS | | | | | | |
| ## | BECKER/BEST MUSEUM | \$15,729.74 | | \$7.06 | 6.25 | \$15,743.05 |
| | 100-0-200.07 | | | | | |
| ## | VOLUNTARY FIRE FUND | \$42,478.65 | | \$19.07 | 16.88 | \$42,514.61 |
| | 100-0-200.09 | | | | | |
| ## | LIBRARY MADELEY | \$15,560.17 | | \$6.99 | 6.18 | \$15,573.34 |
| | 100-0-200.10 | | | | | |
| ## | VOLUNTARY PARK FUND | \$60,137.16 | | \$27.00 | 23.90 | \$60,188.06 |
| | 100-0-200.12 | | | | | |
| ## | ANIMAL SHELTER DONA | \$18,425.56 | | \$8.27 | 7.32 | \$18,441.16 |
| | 100-0-200.18 | | | | | |
| ## | WATER-DEPOSIT | \$37,320.00 | | \$16.75 | 14.83 | \$37,351.59 |
| | 200-0-200.00 | | | | | |
| ## | GAS-DEPOSITS | \$53,758.50 | | \$24.13 | 21.37 | \$53,804.00 |
| | 300-0-200.00 | | | | | |
| ## | 0 | \$0.00 | | \$0.00 | 0.00 | \$0.00 |
| | 0 | | | | | |
| ## | SEWER IMP | \$261,023.47 | | \$117.18 | 103.74 | \$261,244.39 |
| | 400-0-200.02 | | | | | |
| ## | STREET&DRAINAGE FEE | \$430,745.24 | | \$193.37 | 171.20 | \$431,109.81 |
| | 510-0-200.11 | | | | | |
| ## | CEMETERY PERPETUAL | \$372,561.25 | | \$167.25 | 148.07 | \$372,876.58 |
| | 520-0-201.00 | | | | | |
| ## | CEMETERY ST FUND | \$125,689.85 | | \$56.43 | 49.95 | \$125,796.23 |
| | 525-0-201.05 | | | | | |
| ## | CEM JESSIE MAE BOND | \$19,521.54 | | \$8.76 | 7.76 | \$19,538.06 |
| | 525-0-201.06 | | | | | |
| ## | 0 | \$25,525.75 | | \$11.46 | 10.14 | \$25,547.36 |
| | 0 | | | | | |
| ## | UTILITY CIP | \$281,679.30 | | \$126.45 | 111.95 | \$281,664.80 |
| | 210-0-200.06 | | | | | |
| ## | 0 | \$0.00 | | \$0.00 | 0.00 | \$0.00 |
| | 0 | | | | | |
| ## | 0 | \$0.00 | | \$0.00 | 0.00 | \$0.00 |
| | 0 | | | | | |
| TOTAL RESTRICTED | | | | | \$1,761,393.03 | |
| ## | TOTAL | \$5,147,246.05 | \$0.00 | \$2,310.74 | \$2,045.73 | \$5,151,349.61 |
| | MM-INTEREST | \$412.00 | POOLS INTEREST | | \$250.09 | |
| | INTEREST | \$1,648.65 | | | | |
| | PRINCIPAL | \$11,814.98 | | | \$1,898.74 | \$13,463.63 |

| CURRENT MONTH MARKET VALUE | | BOOK VALUE |
|---|----------------|----------------|
| TOTAL MONEY MARKET | \$2,516,415.49 | |
| TOTAL POOLS | \$688,365.14 | |
| TOTAL CDS | \$1,715,000.00 | \$1,715,000.00 |
| TOTAL MBS-FIXED | \$110,829.77 | \$106,995.42 |
| | \$1,825,829.77 | \$1,821,995.42 |
| TOTAL INVESTMENT PORTFOLIO MARKET VALUE | | \$5,030,610.40 |
| TOTAL INVESTMENT PORTFOLIO INCOME | | \$0.00 |
| | | \$5,030,610.40 |
| TOTAL INVESTMENT PORTFOLIO BOOK VALUE | | \$5,026,776.05 |
| YTD INTEREST | | \$2,310.74 |
| CHANGE IN MARKET VALUE | | \$2,045.73 |
| | | \$2,045.73 |
| WEIGHTED AVERAGE MATURITY | | |
| WEIGHTED AVERAGE YIELD | | |

| LAST MONTH MARKET VALUE | | CHANGE IN MARKET VALUE |
|-------------------------|----------------|------------------------|
| TOTAL MONEY MARKET | \$2,502,539.86 | 13,875.63 |
| TOTAL POOLS | \$688,115.05 | 250.09 |
| TOTAL CDS | \$1,715,000.00 | 0.00 |
| TOTAL MBS-FIXED | \$122,909.76 | 0.00 |
| | | (12,079.99) |

MONEY MARKET

| CITY MONEY MARKET ACCOUNT | | |
|-------------------------------------|---------------------|----------------|
| BBVA PUBLIC FUNDS INTEREST CHECKING | BEGINNING BAL | \$2,502,539.86 |
| 2535818811 | TRADES/DEDUCTIONS | |
| | INTEREST | \$2,060.65 |
| WAM | PRINCIPAL/ADDITIONS | \$11,814.98 |
| WAY | ENDING BAL | \$2,516,415.49 |

INVESTMENT POOLS

| TEXPOOL ACCOUNT | | |
|-----------------------------|---------------|--------------|
| CITY OF NAVASOTA AP FUND II | BEGINNING BAL | \$131,903.94 |
| 449/7907600001 | TRADES | |
| | INTEREST | \$23.45 |
| WAM | PRINCIPAL | |
| 131.927 | ENDING BAL | \$131,927.39 |

| TEXSTAR ACCOUNT | | |
|--------------------------|---------------|--------------|
| CITY OF NAVASOTA AP FUND | BEGINNING BAL | \$131,688.32 |
| 930102200 | TRADES | |
| | INTEREST | \$21.36 |
| WAM | PRINCIPAL | |
| 131,710 | ENDING BAL | \$131,709.68 |

TEXAS CLASS ACCOUNT

| | | |
|----|---------------|--------------|
| | BEGINNING BAL | \$424,522.79 |
| | TRADES | |
| 60 | INTEREST | \$205.28 |
| | PRINCIPAL | |
| | ENDING BAL | \$424,728.07 |

CDS

| | | | | |
|---|---|---|---|--|
| CUSIP254673EV4 AP5342799 DFS 1.95% | PURCHASE DATE MATURITY DAYS TO MATURITY WAM PRINCIPAL | 10/16/17 10/19/20 80 WAM PRINCIPAL | IRCHASE PRICE BOOK VALUE IARKET VALUE DIFFERENCE INTEREST | \$245,000.00 \$245,000.00 \$245,000.00 \$0.00 \$0.00 |
| WAY | | | | |
| CUSIP02006L6D0 GMATBK 1.95% | PURCHASE DATE MATURITY DAYS TO MATURITY WAM PRINCIPAL | 10/16/17 10/19/20 80 WAM PRINCIPAL | IRCHASE PRICE BOOK VALUE IARKET VALUE DIFFERENCE INTEREST | \$245,000.00 \$245,000.00 \$245,000.00 \$0.00 \$0.00 |
| WAY | | | | |
| CUSIP05580AKR4 BMW 1.95% | PURCHASE DATE MATURITY DAYS TO MATURITY WAM PRINCIPAL | 10/16/17 10/20/20 81 WAM PRINCIPAL | IRCHASE PRICE BOOK VALUE IARKET VALUE DIFFERENCE INTEREST | \$245,000.00 \$245,000.00 \$245,000.00 \$0.00 \$0.00 |
| WAY | | | | |
| CUSIP74267GVW4 HTM 1.65% | PURCHASE DATE MATURITY DAYS TO MATURITY WAM PRINCIPAL | 06/01/17 05/05/20 -41 WAM PRINCIPAL | IRCHASE PRICE BOOK VALUE IARKET VALUE DIFFERENCE INTEREST | \$100,000.00 \$100,000.00 \$100,000.00 \$0.00 \$0.00 |
| WAY | | | | |
| CUSIP61747MU58 MORGAN STANLEY 2.65% | PURCHASE DATE MATURITY DAYS TO MATURITY WAM PRINCIPAL | 04/11/18 04/20/20 -52 WAM PRINCIPAL | IRCHASE PRICE BOOK VALUE IARKET VALUE DIFFERENCE INTEREST | \$245,000.00 \$245,000.00 \$245,000.00 \$0.00 \$0.00 |
| WAY | | | | |
| CUSIP38148PE78 GOLDMAN SACHS 2.60% | PURCHASE DATE MATURITY DAYS TO MATURITY WAM PRINCIPAL | 04/11/18 04/20/20 -52 WAM PRINCIPAL | IRCHASE PRICE BOOK VALUE IARKET VALUE DIFFERENCE INTEREST | \$245,000.00 \$245,000.00 \$245,000.00 \$0.00 \$0.00 |
| WAY | | | | |
| CUSIP91435LAJ6 UNIV OF IOWA 2.90% | PURCHASE DATE MATURITY DAYS TO MATURITY WAM PRINCIPAL | 05/30/18 04/20/20 -52 WAM PRINCIPAL | IRCHASE PRICE BOOK VALUE IARKET VALUE DIFFERENCE INTEREST | \$245,000.00 \$245,000.00 \$245,000.00 \$0.00 603.44 |
| WAY | | | | |
| CUSIP06051VB70 BANK OF AMERICA 2.75% | PURCHASE DATE MATURITY DAYS TO MATURITY WAM PRINCIPAL | 08/10/18 04/20/20 -52 WAM PRINCIPAL | IRCHASE PRICE BOOK VALUE IARKET VALUE DIFFERENCE INTEREST | \$245,000.00 \$245,000.00 \$245,000.00 \$0.00 \$0.00 |
| WAY | | | | |
| CUSIP90352RAN5 US ALLIANCE FED CR 1.95% | PURCHASE DATE MATURITY DAYS TO MATURITY WAM PRINCIPAL | 09/12/19 04/20/20 -52 WAM PRINCIPAL | IRCHASE PRICE BOOK VALUE IARKET VALUE DIFFERENCE INTEREST | \$245,000.00 \$245,000.00 \$245,000.00 \$0.00 798.43 |
| WAY | | | | |
| CUSIP61760AYP8 MORGAN STANLEY PVT 2.60% | PURCHASE DATE MATURITY DAYS TO MATURITY WAM PRINCIPAL | 04/05/19 04/20/20 -52 WAM PRINCIPAL | IRCHASE PRICE BOOK VALUE IARKET VALUE DIFFERENCE INTEREST | \$245,000.00 \$245,000.00 \$245,000.00 \$0.00 \$0.00 |
| WAY | | | | |

MBS-FIXED RATE

| | | | | | |
|-----|---------------------------------------|------------------|----------|---------------|--------------|
| WAY | CUSIP31417YR41 FNMA0506 4.50% | PURCHASE DATE | 01/25/18 | IRCHASE PRICE | \$389,273.47 |
| | | MATURITY | 04/20/20 | BOOK VALUE | \$1,821.37 |
| | | DAYS TO MATURITY | -52 | IARKET VALUE | \$1,916.03 |
| | | WAM | | DIFFERENCE | \$94.66 |
| | | PRINCIPAL | 4274.57 | INTEREST | 22.86 |
| WAY | CUSIP31282CMD6 FHM30356 4.50% | PURCHASE DATE | 07/14/16 | IRCHASE PRICE | \$30,967.31 |
| | | MATURITY | 07/01/21 | BOOK VALUE | \$2,418.11 |
| | | DAYS TO MATURITY | 263 | IARKET VALUE | \$2,420.98 |
| | | WAM | | DIFFERENCE | \$11.87 |
| | | PRINCIPAL | 289.83 | INTEREST | 8.35 |
| WAY | CUSIP31282CMD6 FHM30356 4.50% | PURCHASE DATE | 08/31/16 | IRCHASE PRICE | \$36,180.93 |
| | | MATURITY | 07/01/21 | BOOK VALUE | \$1,944.17 |
| | | DAYS TO MATURITY | 263 | IARKET VALUE | \$1,952.67 |
| | | WAM | | DIFFERENCE | \$8.50 |
| | | PRINCIPAL | 360.69 | INTEREST | 10.38 |
| WAY | CUSIP3148ANE4 FNMA1288 2.81% | PURCHASE DATE | 12/06/17 | IRCHASE PRICE | \$310,569.80 |
| | | MATURITY | 12/01/22 | BOOK VALUE | \$85,649.12 |
| | | DAYS TO MATURITY | 633 | IARKET VALUE | \$86,707.91 |
| | | WAM | | DIFFERENCE | \$3,148.69 |
| | | PRINCIPAL | 3882.14 | INTEREST | 149.63 |
| WAY | CUSIP3128MBJK4 FHG12766 4.50% | PURCHASE DATE | 01/23/17 | IRCHASE PRICE | \$79,912.23 |
| | | MATURITY | 11/01/20 | BOOK VALUE | \$975.39 |
| | | DAYS TO MATURITY | 89 | IARKET VALUE | \$1,021.20 |
| | | WAM | | DIFFERENCE | \$45.81 |
| | | PRINCIPAL | 383.72 | INTEREST | 5.65 |
| WAY | 0 0 0.00% | PURCHASE DATE | 01/00/00 | IRCHASE PRICE | \$0.00 |
| | | MATURITY | 01/00/00 | BOOK VALUE | |
| | | DAYS TO MATURITY | 0 | IARKET VALUE | |
| | | WAM | | DIFFERENCE | \$0.00 |
| | | PRINCIPAL | | INTEREST | |
| WAY | 0 0 0.00% | PURCHASE DATE | 01/00/00 | IRCHASE PRICE | \$0.00 |
| | | MATURITY | 01/00/00 | BOOK VALUE | |
| | | DAYS TO MATURITY | 0 | IARKET VALUE | |
| | | WAM | | DIFFERENCE | \$0.00 |
| | | PRINCIPAL | | INTEREST | |
| WAY | CUSIP31417YZF7 FNMA0741 4.00% | PURCHASE DATE | 12/19/16 | IRCHASE PRICE | \$168,985.60 |
| | | MATURITY | 05/01/21 | BOOK VALUE | \$10,591.64 |
| | | DAYS TO MATURITY | 219 | IARKET VALUE | \$11,100.28 |
| | | WAM | | DIFFERENCE | \$517.64 |
| | | PRINCIPAL | 1543.26 | INTEREST | 40.19 |
| WAY | CUSIP31402RQH5 FNMA735856 5.00% | PURCHASE DATE | 04/18/16 | IRCHASE PRICE | \$45,854.34 |
| | | MATURITY | 08/01/20 | BOOK VALUE | \$206.24 |
| | | DAYS TO MATURITY | 24 | IARKET VALUE | \$210.97 |
| | | WAM | | DIFFERENCE | \$10.73 |
| | | PRINCIPAL | 378.16 | INTEREST | 2.44 |
| WAY | CUSIP31364SQCO FN115751 1.94% | PURCHASE DATE | 10/31/32 | IRCHASE PRICE | \$49,247.15 |
| | | MATURITY | 11/01/20 | BOOK VALUE | \$3,389.38 |
| | | DAYS TO MATURITY | 89 | IARKET VALUE | \$1,385.83 |
| | | WAM | | DIFFERENCE | (\$3.55) |
| | | PRINCIPAL | 702.61 | INTEREST | 7.28 |

06/30/2020

FUND

DEBIT

CREDIT

UNRESTRICTED FUNDS-INTEREST INCOME

| | | | | |
|-------|--------------|------------|------------|-----------------|
| 0.00% | 100-4-901.00 | | \$1,022.40 | INTEREST INCOME |
| | 1000-200.06 | \$1,022.40 | | INTEREST INCOME |
| 0.00% | 200-4-901.00 | | \$203.65 | INTEREST INCOME |
| | 200-0-200.06 | \$203.65 | | INTEREST INCOME |
| 0.00% | 300-4-901.00 | | \$209.01 | INTEREST INCOME |
| | 300-0-200.06 | \$209.01 | | INTEREST INCOME |
| 0.00% | 400-4-901.00 | | \$85.50 | INTEREST INCOME |
| | 400-0-200.06 | \$85.50 | | INTEREST INCOME |
| 0.00% | | | \$0.00 | |
| 0.00% | | \$0.00 | | |
| 0.00% | | | \$0.00 | |
| 0.00% | | \$0.00 | | |
| 0.00% | | | \$0.00 | |
| 0.00% | | \$0.00 | | |

RESTRICTED FUNDS-INTEREST INCOME

| | | | | |
|--------|--------------|------------|------------|-----------------|
| 0.00% | 100-4-901.00 | | \$7.06 | INTEREST INCOME |
| | 1000-200.07 | \$7.06 | | INTEREST INCOME |
| 0.00% | 100-4-901.00 | | \$19.07 | INTEREST INCOME |
| | 1000-200.09 | \$19.07 | | INTEREST INCOME |
| 0.00% | 100-4-901.00 | | \$6.99 | INTEREST INCOME |
| | 1000-200.10 | \$6.99 | | INTEREST INCOME |
| 0.00% | 100-4-901.00 | | \$27.00 | INTEREST INCOME |
| | 1000-200.12 | \$27.00 | | INTEREST INCOME |
| 0.00% | 100-4-901.00 | | \$8.27 | INTEREST INCOME |
| | 1000-200.18 | \$8.27 | | INTEREST INCOME |
| 0.00% | 200-4-901.00 | | \$16.75 | INTEREST INCOME |
| | 2000-200.00 | \$16.75 | | INTEREST INCOME |
| 0.00% | 300-4-901.00 | | \$24.13 | INTEREST INCOME |
| | 3000-200.00 | \$24.13 | | INTEREST INCOME |
| 0.00% | 300-4-901.00 | | \$0.00 | INTEREST INCOME |
| | 3000-200.04 | \$0.00 | | INTEREST INCOME |
| 0.00% | 400-4-901.00 | | \$117.18 | INTEREST INCOME |
| | 4000-200.02 | \$117.18 | | INTEREST INCOME |
| 0.00% | 510-4-901.00 | | \$193.37 | INTEREST INCOME |
| | 5100-200.11 | \$193.37 | | INTEREST INCOME |
| 0.00% | 520-4-901.00 | | \$167.25 | INTEREST INCOME |
| | 5200-201.00 | \$167.25 | | INTEREST INCOME |
| 0.00% | 525-4-901.00 | | \$56.43 | INTEREST INCOME |
| | 5250-20105 | \$56.43 | | INTEREST INCOME |
| 0.00% | 525-4-901.00 | | \$8.76 | INTEREST INCOME |
| | 5250-201.06 | \$8.76 | | INTEREST INCOME |
| 0.00% | 100-4-901.00 | | \$11.46 | |
| | 1000-200.19 | \$11.46 | | |
| 0.00% | | | \$126.45 | |
| 0.00% | | \$126.45 | | |
| 0.00% | | | \$0.00 | |
| 0.00% | | \$0.00 | | |
| 0.00% | | | \$0.00 | |
| 0.00% | | \$0.00 | | |
| 0.0000 | TOTAL | \$2,310.74 | \$2,310.74 | |

06/30/2020

| | FUND | DEBIT | CREDIT | |
|--|--------------|------------|------------|--------------------|
| UNRESTRICTED FUNDS-CHANGE IN MARKET VALUE | | | | |
| 44.25% | 100-4901.01 | \$0.00 | \$905.15 | CHGE IN MARKET VAL |
| | 100-0-200.06 | \$905.15 | \$0.00 | CHGE IN MARKET VAL |
| 8.81% | 200-4901.01 | \$0.00 | \$180.30 | CHGE IN MARKET VAL |
| | 200-0-200.06 | \$180.30 | \$0.00 | CHGE IN MARKET VAL |
| 9.04% | 300-4901.02 | \$0.00 | \$185.04 | CHGE IN MARKET VAL |
| | 300-0-200.06 | \$185.04 | \$0.00 | CHGE IN MARKET VAL |
| 3.70% | 400-4901.01 | \$0.00 | \$75.69 | CHGE IN MARKET VAL |
| | 400-0-200.06 | \$75.69 | \$0.00 | CHGE IN MARKET VAL |
| 0.00% | | \$0.00 | \$0.00 | CHGE IN MARKET VAL |
| | | \$0.00 | \$0.00 | CHGE IN MARKET VAL |
| 0.00% | | \$0.00 | \$0.00 | CHGE IN MARKET VAL |
| | | \$0.00 | \$0.00 | CHGE IN MARKET VAL |
| 0.00% | | \$0.00 | \$0.00 | CHGE IN MARKET VAL |
| | | \$0.00 | \$0.00 | CHGE IN MARKET VAL |
| RESTRICTED FUNDS-CHANGE IN MARKET VALUE | | | | |
| 0.31% | 100-4901.01 | \$0.00 | \$6.25 | CHGE IN MARKET VAL |
| | 100-0-200.07 | \$6.25 | \$0.00 | CHGE IN MARKET VAL |
| 0.83% | 100-4901.01 | \$0.00 | \$16.88 | CHGE IN MARKET VAL |
| | 100-0-200.09 | \$16.88 | \$0.00 | CHGE IN MARKET VAL |
| 0.30% | 100-4901.01 | \$0.00 | \$6.18 | CHGE IN MARKET VAL |
| | 100-0-200.10 | \$6.18 | \$0.00 | CHGE IN MARKET VAL |
| 1.17% | 100-4901.00 | \$0.00 | \$23.90 | CHGE IN MARKET VAL |
| | 100-0-200.12 | \$23.90 | \$0.00 | CHGE IN MARKET VAL |
| 0.36% | 100-4901.01 | \$0.00 | \$7.32 | CHGE IN MARKET VAL |
| | 100-0-200.18 | \$7.32 | \$0.00 | CHGE IN MARKET VAL |
| 0.73% | 200-4901.01 | \$0.00 | \$14.83 | CHGE IN MARKET VAL |
| | 200-0-200.00 | \$14.83 | \$0.00 | CHGE IN MARKET VAL |
| 1.04% | 300-4901.01 | \$0.00 | \$21.37 | CHGE IN MARKET VAL |
| | 300-0-200.00 | \$21.37 | \$0.00 | CHGE IN MARKET VAL |
| 0.00% | 300-4901.01 | \$0.00 | \$0.00 | CHGE IN MARKET VAL |
| | 300-0-200.04 | \$0.00 | \$0.00 | CHGE IN MARKET VAL |
| 5.07% | 400-4901.01 | \$0.00 | \$103.74 | CHGE IN MARKET VAL |
| | 400-0-200.02 | \$103.74 | \$0.00 | CHGE IN MARKET VAL |
| 8.37% | 510-4901.01 | \$0.00 | \$171.20 | CHGE IN MARKET VAL |
| | 510-0-200.11 | \$171.20 | \$0.00 | CHGE IN MARKET VAL |
| 7.24% | 520-4901.01 | \$0.00 | \$148.07 | CHGE IN MARKET VAL |
| | 520-0-201.00 | \$148.07 | \$0.00 | CHGE IN MARKET VAL |
| 2.44% | 525-4901.01 | \$0.00 | \$49.95 | CHGE IN MARKET VAL |
| | 525-0-201.05 | \$49.95 | \$0.00 | CHGE IN MARKET VAL |
| 0.38% | 525-4901.00 | \$0.00 | \$7.76 | CHGE IN MARKET VAL |
| | 525-0-201.06 | \$7.76 | \$0.00 | CHGE IN MARKET VAL |
| 0.50% | 100-4901.01 | \$0.00 | \$10.14 | CHGE IN MARKET VAL |
| | 100-0-200.19 | \$10.14 | \$0.00 | CHGE IN MARKET VAL |
| 5.47% | 210-0-200.06 | \$0.00 | \$111.95 | CHGE IN MARKET VAL |
| | 210-4-120.01 | \$111.95 | \$0.00 | CHGE IN MARKET VAL |
| 0.00% | | \$0.00 | \$0.00 | CHGE IN MARKET VAL |
| | | \$0.00 | \$0.00 | CHGE IN MARKET VAL |
| 0.00% | | \$0.00 | \$0.00 | CHGE IN MARKET VAL |
| | | \$0.00 | \$0.00 | CHGE IN MARKET VAL |
| 1.0000 | TOTAL | \$2,045.73 | \$2,045.73 | |

Municipal Gas Acquisition and Supply Corporation

Three Riverway | Suite 1900 | Houston, TX 77056 | 713-888-0133



June 10, 2020

City of Navasota, TX

Ms. Rita Pullin, Utility Billing Manager

200 East McAlpine

Navasota, TX 77868

ACTUAL

Invoice ACT0011227

Reference : Joint Gas Purchase
Contract

RE: Gas Deliveries for May 2020

| <u>Current Month</u> | <u>Vol / MMBTU</u> | <u>\$ / MMBTU</u> | <u>Gross Amount</u> | <u>Discount</u> | <u>Net Amount Due</u> |
|--------------------------|--------------------|-------------------|---------------------|-----------------|-----------------------|
| Requirement Sales | 35,224 | \$1.794 | \$63,191.86 | \$10,567.20 | \$52,624.66 |

Informational Note: Your total discounts to-date are: \$1,967,955.82

**Wiring
Instructions**

Bank: THE BANK OF NEW YORK MELLON
ABA Number: 021 000 018
Account Name: MuniGas Rev Account
Account Number: 2243858400

Due Date: 6/20/2020
Amount: \$52,624.66
Reference: MuniGas - City of Navasota, TX
Attn: Arla Scott (713) 483-6529

For Payments by ACH

THE BANK OF NEW YORK MELLON
ACH Account
ABA# 021 000 018
890 0487 445

Reference: MuniGas - City of Navasota, TX
Attn: Arla Scott (713) 483-6529

**Municipal Gas Acquisition and Supply Corporation
Gas Allocation for May 2020
City of Navasota**

Actual 06/10/2020

| | <u>MMBtu</u> | <u>\$/MMBtu</u> | <u>Value</u> |
|------------------------------------|---------------|------------------|--------------------|
| <u>May 2020 Allocations</u> | | | |
| May Nominations - CTPE | 35,224 | \$1.79400 | \$63,191.86 |
| April Adjustment (See below) | 0 | #DIV/0! | \$0.00 |
| May Nominations Adjusted | 35,224 | \$1.79400 | <u>\$63,191.86</u> |
| May Volume Allocation | <u>35,224</u> | <u>\$1.79400</u> | <u>\$63,191.86</u> |
| % of Nominations | <u>100.0%</u> | | |

| | <u>MMBtu</u> | <u>\$/MMBtu</u> | <u>Value</u> |
|---|---------------|------------------|--------------------|
| <u>April 2020 Adjustments</u> | | | |
| April Estimate Per Invoice 202005018 | 29,130 | \$1.63400 | \$47,598.42 |
| April Actual Volume/Value per CenterPoint * | <u>29,130</u> | <u>\$1.63400</u> | <u>\$47,598.42</u> |
| Excess Allocation for April | 0 | | <u>\$0.00</u> |

* Total actual volumes delivered by supplier = 29,130 MMBtus for a value of \$47,598.42
Actuals per CenterPoint Energy Services, Inc. statement.

Note: MuniGas and CenterPoint Energy Services, Inc., will review cumulative imbalance with May 2020 allocations.
Note: Effective May 2020, CenterPoint Energy Services, Inc. Marketing LLC became the supplier.



ATMOS PIPELINE - TEXAS INVOICE

BILL TO:

CITY OF NAVASOTA

NAVASOTA CITY HALL
ATTN: MR LANCE HALL, FINANCE DIRECTOR
P O BOX 910
NAVASOTA, TX 77868

CHECK REMITTANCE TO:

ATMOS PIPELINE-TEXAS

P. O. BOX 841425
DALLAS, TX 75284-1425

ELECTRONIC REMITTANCE TO:

ATMOS PIPELINE-TEXAS

Bank of America

ABA# for ACH: 111000012

ABA# for Wire: 026009593

Account #: 3756617812

Ref: APT-0014951

Page:

Invoice No:

Invoice Date:

Customer No:

Contract No:

Payment Terms:

Due Date:

Total Amount Due:

Page 1 of 1

APT-0014951

16-Jun-20

70670

06624-00

Net 10

26-Jun-20

\$28,475.88

For Billing questions, please call: Rick Herbelin @ (254) 662-7470

| # | PROD DATE | RECEIPT POINT | RECEIPT POINT NAME | DELIVERY POINT | DELIVERY POINT NAME | DESCRIPTION | MCF / COUNT | MMBTU / COUNT | RATE | NET AMOUNT |
|---------------------------------|-----------|---------------|-------------------------------------|----------------|---------------------------|-----------------------------------|-------------|---------------|-----------|--------------|
| 1 | May-20 | | | | | Monthly Customer Charge | | 2,450 | 12.47326 | \$30,559.48 |
| 2 | May-20 | | | | | Texas Utility Tax | | | | \$152.79 |
| 3 | May-20 | | | | | MAOP Review Surcharge | 2,450 | 2,450 | 0.03958 | \$96.97 |
| 4 | May-20 | | | | | Texas Utility Tax | | | | \$0.48 |
| 5 | May-20 | | | | | GUD10942 GRIP Deferral | 2,450 | 2,450 | (1.34724) | (\$3,300.74) |
| 6 | May-20 | | | | | Texas Utility Tax | | | | (\$16.50) |
| SUBTOTAL | | | | | | | | | | \$27,492.48 |
| 7 | May-20 | 00451200 | SYMMETRY ENERGY SOLUTIONS, LLC POOL | 8000003044 | NAVASOTA CITY GATE LINE 1 | Usage Charge | 35,090 | 35,135 | 0.02785 | \$978.51 |
| 8 | May-20 | 00451200 | SYMMETRY ENERGY SOLUTIONS, LLC POOL | 8000003044 | NAVASOTA CITY GATE LINE 1 | Texas Utility Tax | | | | \$4.89 |
| SUBTOTAL FOR STATION 8000003044 | | | | | | | 35,090 | 35,135 | | \$983.40 |
| SUBTOTAL FOR PROD DATE May-20 | | | | | | | | | | \$28,475.88 |
| 9 | Apr-20 | | | | | Reversal - GUD10942 GRIP Deferral | (2,450) | (2,450) | (1.34724) | \$3,300.74 |
| 10 | Apr-20 | | | | | Revised - GUD10942 GRIP Deferral | 2,450 | 2,450 | (1.34724) | (\$3,300.74) |
| SUBTOTAL | | | | | | | | | | \$0.00 |
| SUBTOTAL FOR PROD DATE Apr-20 | | | | | | | | | | \$0.00 |

Total Due

\$28,475.88

CenterPoint Energy Services, Inc is now Symmetry Energy Solutions, LLC and is owned by Energy Capital Partners, LLC.
Expect the same great service and team ready to help you with your energy needs.



symmetry
ENERGY SOLUTIONS

SELLER:

Symmetry Energy Solutions, LLC
1111 Louisiana St.
B-241
Houston, TX 77002-5228

Customer Service:

Contact: CES Customer Service
Email: CESCustomerService@centerpointenergy.com
Phone: (800) 886-8236
Accountant:
Contact: Hillary Mack III
Email: hillary.mack@centerpointenergy.com
Phone: (713) 207-4668
Fax: (713) 983-2643

BUYER:

City of Navasota, Texas
PO Box 910
Navasota, TX 77868

Invoice Attention List:

Contact: Finance Director
Email: lhall@navasotatx.gov
Contact: Jeff Greer
Email: jgreer@navasotatx.gov

Remit To:

Symmetry Energy Solutions, LLC

Payment by Wire Transfer to:

JP Morgan Chase Bank
Houston, Texas
ABA #: 021000021
Acct #: 100080578

Payment by ACH to:

JP Morgan Chase Bank
Houston, Texas
ABA #: 111000614
Acct #: 100080578

Mail all other remittances to:

Chase Lockbox
P.O. Box 301149
Dallas, TX 75303-1149

Sales Invoice

Invoice #: 758241
Invoice Date: 06/17/20
Due Date: 06/29/20
Amount Due: **\$2,064.02**
Account #:
Svc. Addr:
Cust. Ref.:
PO #:
Buyer: NAVASOTA TX

| Deal Num | Description | Buy / Sell | Pipeline | Location | Delivery Period | Start/End Dates | Price (\$/MMBtu) | Volume (MMBtu) | Amount (\$) |
|----------|-------------|------------|----------|----------|-----------------|-----------------|------------------|----------------|-------------|
|----------|-------------|------------|----------|----------|-----------------|-----------------|------------------|----------------|-------------|

CURRENT DELIVERY PERIOD - MAY-20

Gas Sales

| | | | | | | | | | |
|----------------------|-------------------|------|-----|----------|--------|------|--------|---------|--------------|
| 5538244 | Natural Gas Sales | Sell | APT | Navasota | May-20 | 1 31 | 1.7940 | 4,776 | \$8,568.14 |
| 5538244 | Undertake | Sell | APT | Navasota | May-20 | 1 31 | 1.4770 | (4,510) | \$(6,661.42) |
| Total for Gas Sales: | | | | | | | | 266 | \$1,906.72 |

Tax

| | | | | | | | | | |
|----------------|-----|----------|--|--|--|--|--|--|----------|
| Tax-Sales | APT | Navasota | | | | | | | \$157.30 |
| Total for Tax: | | | | | | | | | \$157.30 |

Total for Current Delivery Period: \$2,064.02

TOTAL AMOUNT DUE: \$2,064.02

CITY OF NAVASOTA
REVENUE REPORT
AS OF: JUNE 30TH, 2020

PAGE: 1

100-GENERAL
FINANCIAL SUMMARY

| | CURRENT BUDGET | CURRENT PERIOD | YEAR TO DATE ACTUAL | TOTAL ENCUMBERED | BUDGET BALANCE | % YTD BUDGET |
|------------------------------------|-------------------|-------------------|------------------------|---------------------|-------------------|-----------------|
| <u>REVENUE SUMMARY</u> | | | | | | |
| TAXES AND OTHER GOVERNMT | 6,941,596 | 360,056.51 | 5,825,079.18 | 0.00 | 1,116,516.32 | 83.92 |
| COURT FINE AND FEE | 93,000 | 2,311.90 | 49,570.65 | 0.00 | 43,429.35 | 53.30 |
| COMMUNITY DEVELOPMENT | 126,750 | 9,503.53 | 135,447.27 | 0.00 | 8,697.27) | 106.86 |
| CITY UTILITIES | 1,952,103 | 159,384.76 | 1,420,895.03 | 0.00 | 531,207.83 | 72.79 |
| LIBRARY | 23,500 | 107.67 | 5,109.38 | 0.00 | 18,390.62 | 21.74 |
| PUBLIC SAFETY | 218,188 | 94,908.00 | 173,110.72 | 0.00 | 45,077.10 | 79.34 |
| TOURISM | 351,400 | 10,000.00 | 83,007.28 | 0.00 | 268,392.72 | 23.62 |
| PARKS AND REC | 77,050 | 6,201.00 | 43,517.02 | 0.00 | 33,532.98 | 56.48 |
| MISCELLANEOUS | 1,607,607 | 9,189.73 | 17,057.67 | 0.00 | 1,590,549.33 | 1.06 |
| TOTAL REVENUES | 11,391,193 | 651,663.10 | 7,752,794.20 | 0.00 | 3,638,398.98 | 68.06 |
| <u>TAXES AND OTHER GOVERNMT</u> | | | | | | |
| 4-100.00 CURRENT TAXES | 2,042,670 | 42,379.54 | 2,019,099.94 | 0.00 | 23,570.06 | 98.85 |
| 4-101.00 DELINQUENT TAXES | 25,000 | 2,333.40 | 35,171.58 | 0.00 | 10,171.58) | 140.69 |
| 4-102.00 PENALTY & INTEREST | 29,000 | 6,042.85 | 38,081.81 | 0.00 | 9,081.81) | 131.32 |
| 4-103.00 I/S PORTION OF TAX | 356,040 | 7,386.73 | 351,782.96 | 0.00 | 4,257.04 | 98.80 |
| 4-105.00 CITY SALES TAX | 1,800,000 | 150,141.95 | 1,430,320.29 | 0.00 | 369,679.71 | 79.46 |
| 4-107.00 BEVERAGE TAX | 16,000 | 210.00 | 15,102.02 | 0.00 | 897.98 | 94.39 |
| 4-120.00 INTEREST | 35,000 | 3,087.50 | 37,782.95 | 0.00 | 2,782.95) | 107.95 |
| 4-120.01 INVESTMENT ADJUST TO MARK | 30,000 | 2,057.67 | 34,397.72 | 0.00 | 4,397.72) | 114.66 |
| 4-150.00 FRANCHISE FEES | 300,000 | 0.00 | 98,376.30 | 0.00 | 201,623.70 | 32.79 |
| 4-150.01 RIGHT OF WAY | 4,000 | 0.00 | 3,851.08 | 0.00 | 148.92 | 96.28 |
| 4-150.02 CABLE PEG FEES | 4,000 | 0.00 | 4,447.29 | 0.00 | 447.29) | 111.18 |
| 4-151.00 INDUSTRIAL DIST. PAYMENTS | 412,881 | 0.00 | 421,710.85 | 0.00 | 8,829.85) | 102.14 |
| 4-152.00 UTILITY PMT IN LIEU OF TA | 796,511 | 66,375.74 | 597,381.66 | 0.00 | 199,129.34 | 75.00 |
| 4-153.00 UTILITY EXP REIMBURSEMENT | 1,090,494 | 80,041.13 | 720,370.17 | 0.00 | 370,123.33 | 66.06 |
| 4-154.00 EDC REIMBURSEMENT | 0 | 0.00 | 0.00 | 0.00 | 0.00 | 0.00 |
| 4-155.00 INSURANCE RECOVERY | 0 | 0.00 | 9,188.60 | 0.00 | 9,188.60) | 0.00 |
| 4-156.00 DISASTER RELIEF REIMBURSE | 0 | 0.00 | 0.00 | 0.00 | 0.00 | 0.00 |
| 4-157.00 GRANT REVENUE | 0 | 0.00 | 8,013.96 | 0.00 | 8,013.96) | 0.00 |
| 4-158.00 HOUSING AUTH PAYMENT IN L | 0 | 0.00 | 0.00 | 0.00 | 0.00 | 0.00 |
| TOTAL TAXES AND OTHER GOVERNMT | 6,941,596 | 360,056.51 | 5,825,079.18 | 0.00 | 1,116,516.32 | 83.92 |
| <u>COURT FINE AND FEE</u> | | | | | | |
| 4-200.00 MUNICIPAL COURT | 93,000 | 2,311.90 | 49,570.65 | 0.00 | 43,429.35 | 53.30 |
| 4-208.08 MUNICIPAL COURT BLDG SEC | 0 | 0.00 | 0.00 | 0.00 | 0.00 | 0.00 |
| 4-208.09 MC TECHNOLOGY | 0 | 0.00 | 0.00 | 0.00 | 0.00 | 0.00 |
| 4-208.10 CHILD SAFETY SEAT | 0 | 0.00 | 0.00 | 0.00 | 0.00 | 0.00 |
| TOTAL COURT FINE AND FEE | 93,000 | 2,311.90 | 49,570.65 | 0.00 | 43,429.35 | 53.30 |

100-GENERAL
FINANCIAL SUMMARY

| | CURRENT BUDGET | CURRENT PERIOD | YEAR TO DATE ACTUAL | TOTAL ENCUMBERED | BUDGET BALANCE | % YTD BUDGET |
|------------------------------------|-------------------|-------------------|------------------------|---------------------|-------------------|-----------------|
| COMMUNITY DEVELOPMENT | | | | | | |
| 4-300.00 BUILDING PERMITS | 115,000 | 9,448.53 | 113,824.27 | 0.00 | 1,175.73 | 98.98 |
| 4-300.01 PLAN REVIEW | 0 | 0.00 | 500.00 | 0.00 (| 500.00) | 0.00 |
| 4-300.02 ZONING CHANGE | 2,000 | 0.00 | 500.00 | 0.00 | 1,500.00 | 25.00 |
| 4-300.03 ZONING BOARD OF ADJ VARIA | 1,000 | 0.00 | 750.00 | 0.00 | 250.00 | 75.00 |
| 4-300.04 PRELIMINARY PLAT FILING F | 2,000 | 0.00 | 500.00 | 0.00 | 1,500.00 | 25.00 |
| 4-300.05 VARIANCES TO SUBDIVISION | 1,000 | 0.00 | 0.00 | 0.00 | 1,000.00 | 0.00 |
| 4-300.06 FINAL PLAT FILING FEE | 1,000 | 0.00 | 2,000.00 | 0.00 (| 1,000.00) | 200.00 |
| 4-300.07 PLAT VACATION FILING FEE | 0 | 0.00 | 0.00 | 0.00 | 0.00 | 0.00 |
| 4-300.13 SITE PLAN | 250 | 0.00 | 500.00 | 0.00 (| 250.00) | 200.00 |
| 4-300.14 PUBLIC NUISANCE FEE | 1,000 | 0.00 | 1,450.00 | 0.00 (| 450.00) | 145.00 |
| 4-300.15 CODE ADMIN FEE | 0 | 0.00 | 0.00 | 0.00 | 0.00 | 0.00 |
| 4-300.16 FIRE INSPECTIONS | 1,000 | 0.00 | 1,250.00 | 0.00 (| 250.00) | 125.00 |
| 4-300.17 SIDEWALK FEE IN LIEU OF | 0 | 0.00 | 12,573.00 | 0.00 (| 12,573.00) | 0.00 |
| 4-304.00 DEVELOPMENT USE PERMITS | 1,000 | 0.00 | 1,000.00 | 0.00 | 0.00 | 100.00 |
| 4-307.00 GARAGE SALE PERMITS | 1,000 | 55.00 | 475.00 | 0.00 | 525.00 | 47.50 |
| 4-307.01 FOOD TRUCK PERMIT | 500 | 0.00 | 125.00 | 0.00 | 375.00 | 25.00 |
| TOTAL COMMUNITY DEVELOPMENT | 126,750 | 9,503.53 | 135,447.27 | 0.00 (| 8,697.27) | 106.86 |
| CITY UTILITIES | | | | | | |
| 4-400.00 GARBAGE REVENUE | 1,400,000 | 107,236.81 | 957,120.44 | 0.00 | 442,879.56 | 68.37 |
| 4-400.01 SOLID WASTE BILLING FEE | 12,146 | 0.00 | 0.00 | 0.00 | 12,145.70 | 0.00 |
| 4-400.02 SOLID WASTE COLLECTION FE | 0 | 0.00 | 0.00 | 0.00 | 0.00 | 0.00 |
| 4-401.00 PENALTIES | 23,957 | 1,763.73 | 15,335.59 | 0.00 | 8,621.57 | 64.01 |
| 4-402.00 YARD WASTE TIPPING FEES | 500 | 0.00 | 450.00 | 0.00 | 50.00 | 90.00 |
| 4-403.00 SALE COMPOST | 500 | 0.00 | 50.00 | 0.00 | 450.00 | 10.00 |
| 4-404.00 STREET AND DRAINAGE FEE | 510,000 | 49,584.89 | 441,054.99 | 0.00 | 68,945.01 | 86.48 |
| 4-404.01 STREET CUTS | 1,000 | 0.00 | 150.00 | 0.00 | 850.00 | 15.00 |
| 4-404.02 STREET PENALTIES | 4,000 | 799.33 | 6,734.01 | 0.00 (| 2,734.01) | 168.35 |
| TOTAL CITY UTILITIES | 1,952,103 | 159,384.76 | 1,420,895.03 | 0.00 | 531,207.83 | 72.79 |
| LIBRARY | | | | | | |
| 4-500.00 LIBRARY INCOME | 22,000 | 104.92 | 4,101.72 | 0.00 | 17,898.28 | 18.64 |
| 4-500.01 LIBRARY DONATIONS | 500 | 0.00 | 0.00 | 0.00 | 500.00 | 0.00 |
| 4-500.02 SUMMER READING PROGRAM | 500 | 2.75 | 857.66 | 0.00 (| 357.66) | 171.53 |
| 4-500.03 LIBRARY MEMORIALS | 500 | 0.00 | 150.00 | 0.00 | 350.00 | 30.00 |
| TOTAL LIBRARY | 23,500 | 107.67 | 5,109.38 | 0.00 | 18,390.62 | 21.74 |
| PUBLIC SAFETY | | | | | | |
| 4-600.00 PD EVENT REVENUE | 5,000 | 0.00 | 0.00 | 0.00 | 5,000.00 | 0.00 |
| 4-601.00 PD SPECIAL FUND-FED | 0 | 0.00 | 0.00 | 0.00 | 0.00 | 0.00 |
| 4-602.00 PD SPECIAL SEIZURE | 0 | 0.00 | 2,130.00 | 0.00 (| 2,130.00) | 0.00 |
| 4-603.00 PD DONATION | 0 | 500.00 | 700.00 | 0.00 (| 700.00) | 0.00 |
| 4-604.00 PD SRO PROGRAM | 102,000 | 0.00 | 64,341.72 | 0.00 | 37,658.28 | 63.08 |
| 4-605.00 PD LEOSE ALLOCATION | 1,000 | 0.00 | 2,075.48 | 0.00 (| 1,075.48) | 207.55 |
| 4-606.00 ANIMAL SHELTER FEES | 6,000 | 600.00 | 3,252.50 | 0.00 | 2,747.50 | 54.21 |
| 4-606.01 ANIMAL SHELTER DONATIONS | 1,500 | 0.00 | 2,155.00 | 0.00 (| 655.00) | 143.67 |
| 4-607.00 BULLET PROOF VEST REIMB | 0 | 0.00 | 0.00 | 0.00 | 0.00 | 0.00 |
| 4-608.00 SEXUAL ASSAULT EXAM REIMB | 0 | 0.00 | 0.00 | 0.00 | 0.00 | 0.00 |

CITY OF NAVASOTA
REVENUE REPORT
AS OF: JUNE 30TH, 2020

100-GENERAL
FINANCIAL SUMMARY

| | | CURRENT BUDGET | CURRENT PERIOD | YEAR TO DATE ACTUAL | TOTAL ENCUMBERED | BUDGET BALANCE | % YTD BUDGET |
|---------------------|--------------------------|-------------------|-------------------|------------------------|---------------------|-------------------|-----------------|
| 4-609.00 | PD RECORDS | 1,000 | 81.00 | 972.50 | 0.00 | 27.50 | 97.25 |
| 4-650.00 | FIRE BURN PERMITS | 1,000 | 0.00 | 5.00 | 0.00 | 995.00 | 0.50 |
| 4-651.00 | FIRE INTERLOCAL W/COUNTY | 93,000 | 93,241.00 | 93,241.00 | 0.00 (| 241.00) | 100.26 |
| 4-652.00 | FIRE REVENUE RESCUE | 0 | 0.00 | 0.00 | 0.00 | 0.00 | 0.00 |
| 4-653.00 | FIRE VOLUNTARY DONATION | 7,688 | 486.00 | 4,237.52 | 0.00 | 3,450.30 | 55.12 |
| TOTAL PUBLIC SAFETY | | 218,188 | 94,908.00 | 173,110.72 | 0.00 | 45,077.10 | 79.34 |

TOURISM

| | | | | | | | |
|---------------|---------------------------|---------|-----------|-----------|--------|------------|----------|
| 4-700.00 | TOURISM SPECIAL EVENTS RE | 500 | 0.00 | 0.00 | 0.00 | 500.00 | 0.00 |
| 4-700.01 | TEXAS BIRTHDAY BASH DONAT | 0 | 0.00 | 0.00 | 0.00 | 0.00 | 0.00 |
| 4-700.02 | TEXAS BIRTHDAY BASH SPONO | 30,000 | 0.00 | 18,875.00 | 0.00 | 11,125.00 | 62.92 |
| 4-700.03 | TEXAS BIRTHDAY BASH VENDO | 5,000 | 0.00 | 3,225.00 | 0.00 | 1,775.00 | 64.50 |
| 4-700.04 | TEXAS BIRTHDAY BASH REVEN | 15,000 | 0.00 | 50,857.28 | 0.00 (| 35,857.28) | 339.05 |
| 4-701.00 | SUMMER CONCERT SERIES REV | 0 | 0.00 | 0.00 | 0.00 | 0.00 | 0.00 |
| 4-701.01 | SUMMER CONCERT SERIES DON | 0 | 0.00 | 0.00 | 0.00 | 0.00 | 0.00 |
| 4-701.02 | SUMMER CONCERT SERIES SPO | 300 | 0.00 | 0.00 | 0.00 | 300.00 | 0.00 |
| 4-702.00 | HOME FOR HOLIDAYS REVENUE | 0 | 0.00 | 0.00 | 0.00 | 0.00 | 0.00 |
| 4-702.01 | HOME FOR HOLIDAYS DONATIO | 0 | 0.00 | 0.00 | 0.00 | 0.00 | 0.00 |
| 4-702.02 | HOME FOR HOLIDAYS SPONSOR | 300 | 0.00 | 50.00 | 0.00 | 250.00 | 16.67 |
| 4-703.00 | FREEDOM FEST REVENUE | 0 | 0.00 | 0.00 | 0.00 | 0.00 | 0.00 |
| 4-703.01 | FREEDOM FEST DONATIONS | 0 | 0.00 | 0.00 | 0.00 | 0.00 | 0.00 |
| 4-703.02 | FREEDOM FEST SPONSORS | 300 | 10,000.00 | 10,000.00 | 0.00 (| 9,700.00) | 3,333.33 |
| 4-704.00 | HORLOCK HOUSE DONATIONS | 0 | 0.00 | 0.00 | 0.00 | 0.00 | 0.00 |
| 4-704.01 | HORLOCK HOUSE REVENUE | 0 | 0.00 | 0.00 | 0.00 | 0.00 | 0.00 |
| 4-705.00 | TOURISM REIMB FROM HOTEL | 300,000 | 0.00 | 0.00 | 0.00 | 300,000.00 | 0.00 |
| TOTAL TOURISM | | 351,400 | 10,000.00 | 83,007.28 | 0.00 | 268,392.72 | 23.62 |

PARKS AND REC

| | | | | | | | |
|----------|--------------------------|--------|----------|-----------|--------|-----------|--------|
| 4-800.00 | PARK FACILITY | 0 | 0.00 | 0.00 | 0.00 | 0.00 | 0.00 |
| 4-800.01 | YOUTH FISHING RODEO | 1,000 | 0.00 | 0.00 | 0.00 | 1,000.00 | 0.00 |
| 4-800.02 | MUNICIPAL POOL | 6,000 | 208.00 | 208.00 | 0.00 | 5,792.00 | 3.47 |
| 4-800.03 | PARK RV RENTALS | 0 | 0.00 | 0.00 | 0.00 | 0.00 | 0.00 |
| 4-800.04 | SOFTBALL RENTAL FEES | 500 | 0.00 | 0.00 | 0.00 | 500.00 | 0.00 |
| 4-800.05 | KNB DONATIONS | 2,000 | 0.00 | 1,325.00 | 0.00 | 675.00 | 66.25 |
| 4-800.06 | LITTLE LEAGUE FEES | 1,500 | 0.00 | 6,000.00 | 0.00 (| 4,500.00) | 400.00 |
| 4-800.07 | YOUTH FOOTBALL FEES | 1,000 | 0.00 | 500.00 | 0.00 | 500.00 | 50.00 |
| 4-800.08 | YOUTH SOCCER LEAGUE FEES | 500 | 0.00 | 0.00 | 0.00 | 500.00 | 0.00 |
| 4-800.09 | SWIM TEAM LEAGUE FEES | 1,500 | 0.00 | 0.00 | 0.00 | 1,500.00 | 0.00 |
| 4-800.10 | PAVILLION RENTAL FEES | 2,500 | 320.00 | 885.00 | 0.00 | 1,615.00 | 35.40 |
| 4-800.11 | POOL RENTAL FEES | 1,500 | 0.00 | 0.00 | 0.00 | 1,500.00 | 0.00 |
| 4-800.12 | SWIM LESSONS | 4,000 | 0.00 | 0.00 | 0.00 | 4,000.00 | 0.00 |
| 4-800.13 | VENDING MACHINE REVENUE | 3,000 | 0.00 | 1,015.70 | 0.00 | 1,984.30 | 33.86 |
| 4-800.14 | REC CENTER RENTALS | 30,000 | 1,955.00 | 13,415.00 | 0.00 | 16,585.00 | 44.72 |
| 4-800.15 | PARK RENTAL FEE | 2,000 | 0.00 | 50.00 | 0.00 | 1,950.00 | 2.50 |
| 4-800.16 | VOLUNTARY PARK DONATIONS | 7,000 | 488.00 | 4,244.52 | 0.00 | 2,755.48 | 60.64 |
| 4-800.17 | GRACE PARK FUND | 2,000 | 0.00 | 0.00 | 0.00 | 2,000.00 | 0.00 |
| 4-800.18 | BLINN WORKFORCE CLASS | 250 | 0.00 | 0.00 | 0.00 | 250.00 | 0.00 |
| 4-800.19 | PARK FACILITY AIRPORT | 0 | 0.00 | 0.00 | 0.00 | 0.00 | 0.00 |
| 4-800.20 | SWIM PASSES | 300 | 0.00 | 0.00 | 0.00 | 300.00 | 0.00 |
| 4-850.00 | AIRPORT LEASE AGREEMENTS | 9,000 | 2,880.00 | 14,356.80 | 0.00 (| 5,356.80) | 159.52 |

CITY OF NAVASOTA
REVENUE REPORT
AS OF: JUNE 30TH, 2020

100-GENERAL
FINANCIAL SUMMARY

| | CURRENT BUDGET | CURRENT PERIOD | YEAR TO DATE ACTUAL | TOTAL ENCUMBERED | BUDGET BALANCE | % YTD BUDGET |
|------------------------------------|-------------------|-------------------|------------------------|---------------------|-------------------|-----------------|
| 4-850.01 TIE DOWN FEES | 0 | 0.00 | 0.00 | 0.00 | 0.00 | 0.00 |
| 4-850.02 AIRPORT FUEL | 1,500 | 350.00 | 1,517.00 | 0.00 (| 17.00) | 101.13 |
| 4-850.03 AIRPORT RV RENTALS | 0 | 0.00 | 0.00 | 0.00 | 0.00 | 0.00 |
| TOTAL PARKS AND REC | 77,050 | 6,201.00 | 43,517.02 | 0.00 | 33,532.98 | 56.48 |
| <u>MISCELLANEOUS</u> | | | | | | |
| 4-903.00 SALE OF SALVAGE | 0 | 6,501.51 | 7,345.11 | 0.00 (| 7,345.11) | 0.00 |
| 4-903.01 SALE OF PROPERTY | 0 | 0.00 | 0.00 | 0.00 | 0.00 | 0.00 |
| 4-910.00 VITAL STATISTICS | 0 | 0.00 | 0.00 | 0.00 | 0.00 | 0.00 |
| 4-913.00 MISC. INCOME | 15,000 | 2,148.22 | 5,770.18 | 0.00 | 9,229.82 | 38.47 |
| 4-913.05 ADCOM CC CUST FEES | 3,000 | 540.00 | 3,942.38 | 0.00 (| 942.38) | 131.41 |
| 4-913.06 RED CROSS DONATIONS | 0 | 0.00 | 0.00 | 0.00 | 0.00 | 0.00 |
| 4-913.07 SAFRON FINGER PRINT RENT | 0 | 0.00 | 0.00 | 0.00 | 0.00 | 0.00 |
| 4-913.08 MARKETING VIDEO COST SHAR | 0 | 0.00 | 0.00 | 0.00 | 0.00 | 0.00 |
| 4-914.00 OVERAGE/SHORTAGE | 0 | 0.00 | 0.00 | 0.00 | 0.00 | 0.00 |
| 4-916.00 ADJUSTMENTS DUE TO REFUND | 0 | 0.00 | 0.00 | 0.00 | 0.00 | 0.00 |
| 4-917.00 ADJ. TO INCOME OR INVENTO | 0 | 0.00 | 0.00 | 0.00 | 0.00 | 0.00 |
| 4-999.00 TFR. FROM OTHER FUNDS | 174,201 | 0.00 | 0.00 | 0.00 | 174,201.00 | 0.00 |
| 4-999.01 TRANSFER FROM RESERVES | 1,300,250 | 0.00 | 0.00 | 0.00 | 1,300,250.00 | 0.00 |
| 4-999.02 TRANSFER FROM AIRPORT ACC | 115,156 | 0.00 | 0.00 | 0.00 | 115,156.00 | 0.00 |
| TOTAL MISCELLANEOUS | 1,607,607 | 9,189.73 | 17,057.67 | 0.00 | 1,590,549.33 | 1.06 |
| <hr/> | | | | | | |
| TOTAL REVENUE | 11,391,193 | 651,663.10 | 7,752,794.20 | 0.00 | 3,638,398.98 | 68.06 |

*** END OF REPORT ***

CITY OF NAVASOTA
REVENUE REPORT
AS OF: JUNE 30TH, 2020

200-WATER FUND
FINANCIAL SUMMARY

| | CURRENT BUDGET | CURRENT PERIOD | YEAR TO DATE ACTUAL | TOTAL ENCUMBERED | BUDGET BALANCE | % YTD BUDGET |
|------------------------------------|-------------------|-------------------|------------------------|---------------------|-------------------|-----------------|
| <u>REVENUE SUMMARY</u> | | | | | | |
| TAXES AND OTHER GOVERNMT | 11,000 | 1,137.58 | 14,700.57 | 0.00 (| 3,700.57) | 133.64 |
| CITY UTILITIES | 1,840,000 | 171,832.62 | 1,409,058.59 | 0.00 | 430,941.41 | 76.58 |
| MISCELLANEOUS | 2,000 | 101.70 | 5,283.85 | 0.00 (| 3,283.85) | 264.19 |
| TOTAL REVENUES | 1,853,000 | 173,071.90 | 1,429,043.01 | 0.00 | 423,956.99 | 77.12 |
| <u>TAXES AND OTHER GOVERNMT</u> | | | | | | |
| 4-120.00 INTEREST | 9,000 | 760.36 | 8,563.76 | 0.00 | 436.24 | 95.15 |
| 4-120.01 INVESTMENT ADJUST TO MARK | 2,000 | 377.22 | 6,136.81 | 0.00 (| 4,136.81) | 306.84 |
| 4-155.00 INSURANCE RECOVERY | 0 | 0.00 | 0.00 | 0.00 | 0.00 | 0.00 |
| TOTAL TAXES AND OTHER GOVERNMT | 11,000 | 1,137.58 | 14,700.57 | 0.00 (| 3,700.57) | 133.64 |
| <u>CITY UTILITIES</u> | | | | | | |
| 4-400.00 METERED SALES | 1,730,000 | 158,971.01 | 1,312,443.16 | 0.00 | 417,556.84 | 75.86 |
| 4-401.00 PENALTIES | 28,000 | 2,659.61 | 22,893.43 | 0.00 | 5,106.57 | 81.76 |
| 4-402.00 SERVICE CHARGES | 55,000 | 6,700.00 | 44,595.00 | 0.00 | 10,405.00 | 81.08 |
| 4-403.00 NEW SERVICES TAP FEES | 7,000 | 2,742.00 | 9,567.00 | 0.00 (| 2,567.00) | 136.67 |
| 4-409.00 WATER METERS | 20,000 | 760.00 | 19,560.00 | 0.00 | 440.00 | 97.80 |
| TOTAL CITY UTILITIES | 1,840,000 | 171,832.62 | 1,409,058.59 | 0.00 | 430,941.41 | 76.58 |
| <u>MISCELLANEOUS</u> | | | | | | |
| 4-913.00 MISCELLANEOUS INCOME | 2,000 | 101.70 | 5,322.17 | 0.00 (| 3,322.17) | 266.11 |
| 4-914.00 OVERAGE/SHORTAGE | 0 | 0.00 | 38.32 | 0.00 | 38.32 | 0.00 |
| 4-918.00 CAPITAL CONTRIBUTION | 0 | 0.00 | 0.00 | 0.00 | 0.00 | 0.00 |
| TOTAL MISCELLANEOUS | 2,000 | 101.70 | 5,283.85 | 0.00 (| 3,283.85) | 264.19 |
| TOTAL REVENUE | 1,853,000 | 173,071.90 | 1,429,043.01 | 0.00 | 423,956.99 | 77.12 |

*** END OF REPORT ***

CITY OF NAVASOTA
REVENUE REPORT
AS OF: JUNE 30TH, 2020

210-UTILITY CAPITAL IMP
FINANCIAL SUMMARY

| | CURRENT BUDGET | CURRENT PERIOD | YEAR TO DATE ACTUAL | TOTAL ENCUMBERED | BUDGET BALANCE | % YTD BUDGET |
|------------------------------------|-------------------|-------------------|------------------------|---------------------|-------------------|-----------------|
| <u>REVENUE SUMMARY</u> | | | | | | |
| TAXES AND OTHER GOVERNMT | 0 | 476.97 | 4,176.33 | 0.00 | (4,176.33) | 0.00 |
| COMMUNITY DEVELOPMENT | 140,000 | 12,668.09 | 112,579.44 | 0.00 | 27,420.56 | 80.41 |
| MISCELLANEOUS | 0 | 0.00 | 0.00 | 0.00 | 0.00 | 0.00 |
| TOTAL REVENUES | 140,000 | 13,145.06 | 116,755.77 | 0.00 | 23,244.23 | 83.40 |
| <u>TAXES AND OTHER GOVERNMT</u> | | | | | | |
| 4-120.00 INTEREST INCOME | 0 | 260.45 | 2,086.72 | 0.00 | (2,086.72) | 0.00 |
| 4-120.01 INVESTMENT ADJUST TO MARK | 0 | 216.52 | 2,089.61 | 0.00 | (2,089.61) | 0.00 |
| TOTAL TAXES AND OTHER GOVERNMT | 0 | 476.97 | 4,176.33 | 0.00 | (4,176.33) | 0.00 |
| <u>COMMUNITY DEVELOPMENT</u> | | | | | | |
| 4-305.00 UTILITY CAPITAL IMPR FEE | 140,000 | 12,668.09 | 112,579.44 | 0.00 | 27,420.56 | 80.41 |
| TOTAL COMMUNITY DEVELOPMENT | 140,000 | 12,668.09 | 112,579.44 | 0.00 | 27,420.56 | 80.41 |
| <u>MISCELLANEOUS</u> | | | | | | |
| 4-999.00 TRANSFER FROM OTHER FUNDS | 0 | 0.00 | 0.00 | 0.00 | 0.00 | 0.00 |
| 4-999.01 TRANSFER FROM RESERVES | 0 | 0.00 | 0.00 | 0.00 | 0.00 | 0.00 |
| TOTAL MISCELLANEOUS | 0 | 0.00 | 0.00 | 0.00 | 0.00 | 0.00 |
| TOTAL REVENUE | 140,000 | 13,145.06 | 116,755.77 | 0.00 | 23,244.23 | 83.40 |

*** END OF REPORT ***

CITY OF NAVASOTA
REVENUE REPORT
AS OF: JUNE 30TH, 2020

300-GAS FUND
FINANCIAL SUMMARY

| | CURRENT BUDGET | CURRENT PERIOD | YEAR TO DATE ACTUAL | TOTAL ENCUMBERED | BUDGET BALANCE | % YTD BUDGET |
|-------------------------------------|-------------------|-------------------|------------------------|---------------------|-------------------|-----------------|
| <u>REVENUE SUMMARY</u> | | | | | | |
| TAXES AND OTHER GOVERNMT | 14,000 | 1,012.94 | 12,409.60 | 0.00 | 1,590.40 | 88.64 |
| CITY UTILITIES | 3,283,000 | 171,634.03 | 2,215,283.30 | 0.00 | 1,067,716.70 | 67.48 |
| LIBRARY | 0 | 0.00 | 0.00 | 0.00 | 0.00 | 0.00 |
| MISCELLANEOUS | 0 | 698.84 | 9,807.73 | 0.00 | (9,807.73) | 0.00 |
| TOTAL REVENUES | 3,297,000 | 173,345.81 | 2,237,500.63 | 0.00 | 1,059,499.37 | 67.86 |
| <u>TAXES AND OTHER GOVERNMT</u> | | | | | | |
| 4-120.00 INTEREST | 12,000 | 786.59 | 8,968.67 | 0.00 | 3,031.33 | 74.74 |
| 4-120.01 INVESTMENT ADJUST TO MARK | 2,000 | 226.35 | 3,440.93 | 0.00 | (1,440.93) | 172.05 |
| 4-155.00 INSURANCE RECOVERY | 0 | 0.00 | 0.00 | 0.00 | 0.00 | 0.00 |
| TOTAL TAXES AND OTHER GOVERNMT | 14,000 | 1,012.94 | 12,409.60 | 0.00 | 1,590.40 | 88.64 |
| <u>CITY UTILITIES</u> | | | | | | |
| 4-400.00 METERED SALES | 3,225,000 | 170,899.96 | 2,180,178.05 | 0.00 | 1,044,821.95 | 67.60 |
| 4-401.00 PENALTIES | 20,000 | 634.07 | 10,843.25 | 0.00 | 9,156.75 | 54.22 |
| 4-402.00 SERVICE CHARGES | 3,000 | 100.00 | 3,023.00 | 0.00 | (23.00) | 100.77 |
| 4-403.00 NEW SERVICES - TAPS | 20,000 | 0.00 | 375.00 | 0.00 | 19,625.00 | 1.88 |
| 4-410.00 GAS METERS & REGULATORS | 15,000 | 0.00 | 20,864.00 | 0.00 | (5,864.00) | 139.09 |
| 4-412.00 EXTENSION OF LINES | 0 | 0.00 | 0.00 | 0.00 | 0.00 | 0.00 |
| TOTAL CITY UTILITIES | 3,283,000 | 171,634.03 | 2,215,283.30 | 0.00 | 1,067,716.70 | 67.48 |
| <u>LIBRARY</u> | | | | | | |
| 4-510.00 GRANT REVENUE | 0 | 0.00 | 0.00 | 0.00 | 0.00 | 0.00 |
| TOTAL LIBRARY | 0 | 0.00 | 0.00 | 0.00 | 0.00 | 0.00 |
| <u>MISCELLANEOUS</u> | | | | | | |
| 4-901.01 INT. INC. JR. LIEN REVENUE | 0 | 172.68 | 3,105.78 | 0.00 | (3,105.78) | 0.00 |
| 4-913.00 MISCELLANEOUS INCOME | 0 | 526.16 | 6,701.95 | 0.00 | (6,701.95) | 0.00 |
| 4-999.03 CONTRIBUTION FROM GAS | 0 | 0.00 | 0.00 | 0.00 | 0.00 | 0.00 |
| TOTAL MISCELLANEOUS | 0 | 698.84 | 9,807.73 | 0.00 | (9,807.73) | 0.00 |
| TOTAL REVENUE | 3,297,000 | 173,345.81 | 2,237,500.63 | 0.00 | 1,059,499.37 | 67.86 |

*** END OF REPORT ***

CITY OF NAVASOTA
REVENUE REPORT
AS OF: JUNE 30TH, 2020

400-SEWER FUND
FINANCIAL SUMMARY

| | CURRENT BUDGET | CURRENT PERIOD | YEAR TO DATE ACTUAL | TOTAL ENCUMBERED | BUDGET BALANCE | % YTD BUDGET |
|------------------------------------|-------------------|-------------------|------------------------|---------------------|-------------------|-----------------|
| <u>REVENUE SUMMARY</u> | | | | | | |
| TAXES AND OTHER GOVERNMT | 10,500 | 1,070.72 | 13,569.41 | 0.00 (| 3,069.41) | 129.23 |
| CITY UTILITIES | 1,522,000 | 122,468.07 | 1,057,435.79 | 0.00 | 464,564.21 | 69.48 |
| MISCELLANEOUS | 200,000 | 0.00 | 0.00 | 0.00 | 200,000.00 | 0.00 |
| TOTAL REVENUES | 1,732,500 | 123,538.79 | 1,071,005.20 | 0.00 | 661,494.80 | 61.82 |
| <u>TAXES AND OTHER GOVERNMT</u> | | | | | | |
| 4-120.00 INTEREST | 8,500 | 723.84 | 8,001.62 | 0.00 | 498.38 | 94.14 |
| 4-120.01 INVESTMENT ADJUST TO MARK | 2,000 | 346.88 | 5,567.79 | 0.00 (| 3,567.79) | 278.39 |
| 4-155.00 INSURANCE RECOVERY | 0 | 0.00 | 0.00 | 0.00 | 0.00 | 0.00 |
| TOTAL TAXES AND OTHER GOVERNMT | 10,500 | 1,070.72 | 13,569.41 | 0.00 (| 3,069.41) | 129.23 |
| <u>CITY UTILITIES</u> | | | | | | |
| 4-401.00 PENALTIES | 20,000 | 1,809.11 | 14,514.07 | 0.00 | 5,485.93 | 72.57 |
| 4-402.00 SERVICE CHARGES | 0 | 0.00 | 0.00 | 0.00 | 0.00 | 0.00 |
| 4-403.00 NEW SERVICES TAP FEES | 2,000 | 0.00 | 20,395.00 | 0.00 (| 18,395.00) | 1,019.75 |
| 4-404.00 SEWER REVENUE | 1,500,000 | 120,658.96 | 1,022,526.72 | 0.00 | 477,473.28 | 68.17 |
| TOTAL CITY UTILITIES | 1,522,000 | 122,468.07 | 1,057,435.79 | 0.00 | 464,564.21 | 69.48 |
| <u>MISCELLANEOUS</u> | | | | | | |
| 4-918.00 CAPITAL CONTRIBUTION | 0 | 0.00 | 0.00 | 0.00 | 0.00 | 0.00 |
| 4-999.01 TRANSFER FROM RESERVES | 200,000 | 0.00 | 0.00 | 0.00 | 200,000.00 | 0.00 |
| TOTAL MISCELLANEOUS | 200,000 | 0.00 | 0.00 | 0.00 | 200,000.00 | 0.00 |
| TOTAL REVENUE | 1,732,500 | 123,538.79 | 1,071,005.20 | 0.00 | 661,494.80 | 61.82 |

*** END OF REPORT ***

CITY OF NAVASOTA
REVENUE REPORT
AS OF: JUNE 30TH, 2020

510-STREET FUND
FINANCIAL SUMMARY

| | CURRENT BUDGET | CURRENT PERIOD | YEAR TO DATE ACTUAL | TOTAL ENCUMBERED | BUDGET BALANCE | % YTD BUDGET |
|------------------------------------|-------------------|-------------------|------------------------|---------------------|-------------------|-----------------|
| <u>REVENUE SUMMARY</u> | | | | | | |
| TAXES AND OTHER GOVERNMT | 0 | 159.76 | 159.76 | 0.00 (| 159.76) | 0.00 |
| CITY UTILITIES | 0 | 0.00 | 111.00 | 0.00 (| 111.00) | 0.00 |
| MISCELLANEOUS | 0 | 0.00 | 0.00 | 0.00 | 0.00 | 0.00 |
| TOTAL REVENUES | 0 | 159.76 | 270.76 | 0.00 (| 270.76) | 0.00 |
| <u>TAXES AND OTHER GOVERNMT</u> | | | | | | |
| 4-120.00 INTEREST | 0 | 0.00 | 0.00 | 0.00 | 0.00 | 0.00 |
| 4-120.01 INVESTMENT ADJUST TO MARK | 0 | 159.76 | 159.76 | 0.00 (| 159.76) | 0.00 |
| 4-155.00 INSURANCE RECOVERY | 0 | 0.00 | 0.00 | 0.00 | 0.00 | 0.00 |
| TOTAL TAXES AND OTHER GOVERNMT | 0 | 159.76 | 159.76 | 0.00 (| 159.76) | 0.00 |
| <u>CITY UTILITIES</u> | | | | | | |
| 4-400.00 STREET AND DRAINAGE FEE | 0 | 0.00 | 0.00 | 0.00 | 0.00 | 0.00 |
| 4-401.00 PENALTIES | 0 | 0.00 | 0.00 | 0.00 | 0.00 | 0.00 |
| 4-405.00 STREET CUTS | 0 | 0.00 | 111.00 | 0.00 (| 111.00) | 0.00 |
| TOTAL CITY UTILITIES | 0 | 0.00 | 111.00 | 0.00 (| 111.00) | 0.00 |
| <u>MISCELLANEOUS</u> | | | | | | |
| 4-913.00 MISC. INCOME | 0 | 0.00 | 0.00 | 0.00 | 0.00 | 0.00 |
| 4-999.00 TFR. FROM OTHER FUNDS | 0 | 0.00 | 0.00 | 0.00 | 0.00 | 0.00 |
| 4-999.01 TRANSFER FROM RESERVES | 0 | 0.00 | 0.00 | 0.00 | 0.00 | 0.00 |
| TOTAL MISCELLANEOUS | 0 | 0.00 | 0.00 | 0.00 | 0.00 | 0.00 |
| TOTAL REVENUE | 0 | 159.76 | 270.76 | 0.00 (| 270.76) | 0.00 |

*** END OF REPORT ***

CITY OF NAVASOTA
REVENUE REPORT
AS OF: JUNE 30TH, 2020

520-CEMETERY PERMANENT FUND
FINANCIAL SUMMARY

| | CURRENT BUDGET | CURRENT PERIOD | YEAR TO DATE ACTUAL | TOTAL ENCUMBERED | BUDGET BALANCE | % YTD BUDGET |
|------------------------------------|-------------------|-------------------|------------------------|---------------------|-------------------|-----------------|
| <u>REVENUE SUMMARY</u> | | | | | | |
| TAXES AND OTHER GOVERNMT | 3,000 | 276.44 | 3,913.92 | 0.00 (| 913.92) | 130.46 |
| MISCELLANEOUS | <u>0</u> | <u>0.00</u> | <u>0.00</u> | <u>0.00</u> | <u>0.00</u> | <u>0.00</u> |
| TOTAL REVENUES | 3,000 | 276.44 | 3,913.92 | 0.00 (| 913.92) | 130.46 |
| <u>TAXES AND OTHER GOVERNMT</u> | | | | | | |
| 4-120.00 INTEREST | 3,000 (| 9.81) (| 1,517.20) | 0.00 | 4,517.20 | 50.57- |
| 4-120.01 INVESTMENT ADJUST TO MARK | <u>0</u> | <u>286.25</u> | <u>5,431.12</u> | <u>0.00 (</u> | <u>5,431.12)</u> | <u>0.00</u> |
| TOTAL TAXES AND OTHER GOVERNMT | 3,000 | 276.44 | 3,913.92 | 0.00 (| 913.92) | 130.46 |
| <u>MISCELLANEOUS</u> | | | | | | |
| 4-999.00 TFR. FROM OTHER FUNDS | 0 | 0.00 | 0.00 | 0.00 | 0.00 | 0.00 |
| 4-999.01 TRANSFER FROM RESERVES | <u>0</u> | <u>0.00</u> | <u>0.00</u> | <u>0.00</u> | <u>0.00</u> | <u>0.00</u> |
| TOTAL MISCELLANEOUS | 0 | 0.00 | 0.00 | 0.00 | 0.00 | 0.00 |
| TOTAL REVENUE | 3,000 | 276.44 | 3,913.92 | 0.00 (| 913.92) | 130.46 |

*** END OF REPORT ***

CITY OF NAVASOTA
REVENUE REPORT
AS OF: JUNE 30TH, 2020

525-CEMETERY OPERATING FUND
FINANCIAL SUMMARY

| | CURRENT BUDGET | CURRENT PERIOD | YEAR TO DATE ACTUAL | TOTAL ENCUMBERED | BUDGET BALANCE | % YTD BUDGET |
|------------------------------------|-------------------|-------------------|------------------------|---------------------|-------------------|-----------------|
| <u>REVENUE SUMMARY</u> | | | | | | |
| TAXES AND OTHER GOVERNMT | 2,000 | 245.78 | 4,172.58 | 0.00 (| 2,172.58) | 208.63 |
| CITY UTILITIES | 31,000 | 1,775.00 | 40,220.00 | 0.00 (| 9,220.00) | 129.74 |
| MISCELLANEOUS | 32,000 | 0.00 | 150.00 | 0.00 | 31,850.00 | 0.47 |
| TOTAL REVENUES | 65,000 | 2,020.78 | 44,542.58 | 0.00 | 20,457.42 | 68.53 |
| <u>TAXES AND OTHER GOVERNMT</u> | | | | | | |
| 4-120.00 INTEREST | 2,000 | 134.21 | 2,195.52 | 0.00 (| 195.52) | 109.78 |
| 4-120.01 INVESTMENT ADJUST TO MARK | 0 | 111.57 | 1,977.06 | 0.00 (| 1,977.06) | 0.00 |
| TOTAL TAXES AND OTHER GOVERNMT | 2,000 | 245.78 | 4,172.58 | 0.00 (| 2,172.58) | 208.63 |
| <u>CITY UTILITIES</u> | | | | | | |
| 4-400.00 SALE OF LOT | 3,000 | 50.00 | 1,150.00 | 0.00 | 1,850.00 | 38.33 |
| 4-400.01 STREET & MONUMENT RESTORE | 18,000 | 900.00 | 26,420.00 | 0.00 (| 8,420.00) | 146.78 |
| 4-400.02 PERPETUAL CARE | 10,000 | 350.00 | 8,300.00 | 0.00 | 1,700.00 | 83.00 |
| 4-400.03 GRAVE MARKING | 0 | 400.00 | 3,800.00 | 0.00 (| 3,800.00) | 0.00 |
| 4-400.04 MONUMENT MARKING | 0 | 75.00 | 550.00 | 0.00 (| 550.00) | 0.00 |
| 4-400.05 DEED TRANSFER FEE | 0 | 0.00 | 0.00 | 0.00 | 0.00 | 0.00 |
| TOTAL CITY UTILITIES | 31,000 | 1,775.00 | 40,220.00 | 0.00 (| 9,220.00) | 129.74 |
| <u>MISCELLANEOUS</u> | | | | | | |
| 4-907.03 CEMETERY DEED TRANSFER FE | 0 | 0.00 | 0.00 | 0.00 | 0.00 | 0.00 |
| 4-907.04 test | 0 | 0.00 | 0.00 | 0.00 | 0.00 | 0.00 |
| 4-907.06 GRAVE DIGGING | 0 | 0.00 | 150.00 | 0.00 (| 150.00) | 0.00 |
| 4-999.00 TFR. FROM OTHER FUNDS | 0 | 0.00 | 0.00 | 0.00 | 0.00 | 0.00 |
| 4-999.01 TRANSFER FROM RESERVES | 32,000 | 0.00 | 0.00 | 0.00 | 32,000.00 | 0.00 |
| TOTAL MISCELLANEOUS | 32,000 | 0.00 | 150.00 | 0.00 | 31,850.00 | 0.47 |
| TOTAL REVENUE | 65,000 | 2,020.78 | 44,542.58 | 0.00 | 20,457.42 | 68.53 |

*** END OF REPORT ***

CITY OF NAVASOTA
REVENUE REPORT
AS OF: JUNE 30TH, 2020

530-BOARD OF FIREMAN SERVICE
FINANCIAL SUMMARY

| | CURRENT BUDGET | CURRENT PERIOD | YEAR TO DATE ACTUAL | TOTAL ENCUMBERED | BUDGET BALANCE | % YTD BUDGET |
|---------------------------------|-------------------|-------------------|------------------------|---------------------|-------------------|-----------------|
| <u>REVENUE SUMMARY</u> | | | | | | |
| TAXES AND OTHER GOVERNMT | 0 | 4.49 | 41.13 | 0.00 (| 41.13) | 0.00 |
| MISCELLANEOUS | <u>700</u> | <u>0.00</u> | <u>0.00</u> | <u>0.00</u> | <u>700.00</u> | <u>0.00</u> |
| TOTAL REVENUES | 700 | 4.49 | 41.13 | 0.00 | 658.87 | 5.88 |
| <u>TAXES AND OTHER GOVERNMT</u> | | | | | | |
| 4-120.00 INTEREST | 0 | 4.49 | 41.13 | 0.00 (| 41.13) | 0.00 |
| TOTAL TAXES AND OTHER GOVERNMT | <u>0</u> | <u>4.49</u> | <u>41.13</u> | <u>0.00</u> (| <u>41.13)</u> | <u>0.00</u> |
| <u>MISCELLANEOUS</u> | | | | | | |
| 4-913.00 MISC INCOME | 0 | 0.00 | 0.00 | 0.00 | 0.00 | 0.00 |
| 4-999.01 TRANSFER FROM RESERVES | <u>700</u> | <u>0.00</u> | <u>0.00</u> | <u>0.00</u> | <u>700.00</u> | <u>0.00</u> |
| TOTAL MISCELLANEOUS | <u>700</u> | <u>0.00</u> | <u>0.00</u> | <u>0.00</u> | <u>700.00</u> | <u>0.00</u> |
| TOTAL REVENUE | 700 | 4.49 | 41.13 | 0.00 | 658.87 | 5.88 |

*** END OF REPORT ***

CITY OF NAVASOTA
REVENUE REPORT
AS OF: JUNE 30TH, 2020

540-GRANT FUND
FINANCIAL SUMMARY

| | CURRENT BUDGET | CURRENT PERIOD | YEAR TO DATE ACTUAL | TOTAL ENCUMBERED | BUDGET BALANCE | % YTD BUDGET |
|-------------------------------------|-------------------|-------------------|------------------------|---------------------|-------------------|-----------------|
| <u>REVENUE SUMMARY</u> | | | | | | |
| LIBRARY | 3,413,500 | 717,917.59 | 1,151,641.90 | 0.00 | 2,261,858.10 | 33.74 |
| MISCELLANEOUS | 0 | 0.00 | 0.00 | 0.00 | 0.00 | 0.00 |
| TOTAL REVENUES | 3,413,500 | 717,917.59 | 1,151,641.90 | 0.00 | 2,261,858.10 | 33.74 |
| <u>LIBRARY</u> | | | | | | |
| 4-510.00 WATER PRODUCTION GRANTS | 0 | 0.00 | 0.00 | 0.00 | 0.00 | 0.00 |
| 4-511.00 WATER DISTRIBUTION GRANTS | 55,000 | 0.00 | 0.00 | 0.00 | 55,000.00 | 0.00 |
| 4-513.00 GAS DISTRIBUTION GRANTS | 0 | 0.00 | 0.00 | 0.00 | 0.00 | 0.00 |
| 4-515.00 WASTEWATER TREATMENT GRANT | 0 | 0.00 | 0.00 | 0.00 | 0.00 | 0.00 |
| 4-516.00 SEWER COLLECTIONS GRANT | 0 | 0.00 | 173,036.20 | 0.00 (| 173,036.20) | 0.00 |
| 4-550.00 EDC GRANTS | 0 | 87,307.00 | 87,307.00 | 0.00 (| 87,307.00) | 0.00 |
| 4-560.00 STREET GRANTS | 3,280,000 | 629,511.48 | 889,100.98 | 0.00 | 2,390,899.02 | 27.11 |
| 4-563.00 PARKS GRANTS | 50,000 | 0.00 | 0.00 | 0.00 | 50,000.00 | 0.00 |
| 4-566.00 AIRPORT GRANTS | 0 | 0.00 | 0.00 | 0.00 | 0.00 | 0.00 |
| 4-567.00 PD GRANT REIMBURSEMENT | 5,000 | 0.00 | 0.00 | 0.00 | 5,000.00 | 0.00 |
| 4-567.01 COPS GRANT-TXR-2008062500 | 0 | 0.00 | 0.00 | 0.00 | 0.00 | 0.00 |
| 4-567.02 DOJ BULLETPROOF VEST PART | 1,500 | 1,099.11 | 2,197.72 | 0.00 (| 697.72) | 146.51 |
| 4-567.03 RECOVERY GRANT 2009SBB908 | 0 | 0.00 | 0.00 | 0.00 | 0.00 | 0.00 |
| 4-568.00 FIRE GRANT REIMBURSEMENT | 5,000 | 0.00 | 0.00 | 0.00 | 5,000.00 | 0.00 |
| 4-568.01 SHSP GRANT | 5,000 | 0.00 | 0.00 | 0.00 | 5,000.00 | 0.00 |
| 4-581.00 LIBRARY GRANTS | 2,000 | 0.00 | 0.00 | 0.00 | 2,000.00 | 0.00 |
| 4-586.00 PW GRANTS | 0 | 0.00 | 0.00 | 0.00 | 0.00 | 0.00 |
| 4-587.00 KNB GRANTS | 5,000 | 0.00 | 0.00 | 0.00 | 5,000.00 | 0.00 |
| 4-591.00 REC CENTER GRANTS | 5,000 | 0.00 | 0.00 | 0.00 | 5,000.00 | 0.00 |
| 4-592.00 TOURISM GRANTS | 0 | 0.00 | 0.00 | 0.00 | 0.00 | 0.00 |
| TOTAL LIBRARY | 3,413,500 | 717,917.59 | 1,151,641.90 | 0.00 | 2,261,858.10 | 33.74 |
| <u>MISCELLANEOUS</u> | | | | | | |
| 4-999.00 TRASNFER IN | 0 | 0.00 | 0.00 | 0.00 | 0.00 | 0.00 |
| TOTAL MISCELLANEOUS | 0 | 0.00 | 0.00 | 0.00 | 0.00 | 0.00 |
| TOTAL REVENUE | 3,413,500 | 717,917.59 | 1,151,641.90 | 0.00 | 2,261,858.10 | 33.74 |

*** END OF REPORT ***

CITY OF NAVASOTA
REVENUE REPORT
AS OF: JUNE 30TH, 2020

550-ECONOMIC DEVELOPMENT
FINANCIAL SUMMARY

| | CURRENT BUDGET | CURRENT PERIOD | YEAR TO DATE ACTUAL | TOTAL ENCUMBERED | BUDGET BALANCE | % YTD BUDGET |
|-----------------------------------|-------------------|-------------------|------------------------|---------------------|-----------------------|-----------------|
| <u>REVENUE SUMMARY</u> | | | | | | |
| TAXES AND OTHER GOVERNMT | 150,000 | 12,604.37 | 119,954.40 | 0.00 | 30,045.60 | 79.97 |
| MISCELLANEOUS | <u>532,000</u> | <u>426,363.81</u> | <u>716,833.81</u> | <u>0.00</u> | (<u>184,833.81</u>) | <u>134.74</u> |
| TOTAL REVENUES | 682,000 | 438,968.18 | 836,788.21 | 0.00 | (154,788.21) | 122.70 |
| <u>TAXES AND OTHER GOVERNMT</u> | | | | | | |
| 4-105.01 EDC PORTION OF SALES TAX | 150,000 | 12,511.83 | 119,193.38 | 0.00 | 30,806.62 | 79.46 |
| 4-105.02 EDC LOAN REPAYMENT | 0 | 0.00 | 0.00 | 0.00 | 0.00 | 0.00 |
| 4-120.00 INTEREST | <u>0</u> | <u>92.54</u> | <u>761.02</u> | <u>0.00</u> | (<u>761.02</u>) | <u>0.00</u> |
| TOTAL TAXES AND OTHER GOVERNMT | 150,000 | 12,604.37 | 119,954.40 | 0.00 | 30,045.60 | 79.97 |
| <u>MISCELLANEOUS</u> | | | | | | |
| 4-913.00 MISC. INCOME | 10,000 | 0.00 | 0.00 | 0.00 | 10,000.00 | 0.00 |
| 4-999.01 TRANSFER FRO RESERVES | 122,000 | 0.00 | 0.00 | 0.00 | 122,000.00 | 0.00 |
| 4-999.02 TRANSFER FROM BOND | <u>400,000</u> | <u>426,363.81</u> | <u>716,833.81</u> | <u>0.00</u> | (<u>316,833.81</u>) | <u>179.21</u> |
| TOTAL MISCELLANEOUS | 532,000 | 426,363.81 | 716,833.81 | 0.00 | (184,833.81) | 134.74 |
| TOTAL REVENUE | 682,000 | 438,968.18 | 836,788.21 | 0.00 | (154,788.21) | 122.70 |

*** END OF REPORT ***

*** END OF REPORT ***

CITY OF NAVASOTA
REVENUE REPORT
AS OF: JUNE 30TH, 2020

777-PAYROLL IMPREST FUND
FINANCIAL SUMMARY

| | CURRENT BUDGET | CURRENT PERIOD | YEAR TO DATE ACTUAL | TOTAL ENCUMBERED | BUDGET BALANCE | % YTD BUDGET |
|---------------------------------|-------------------|-------------------|------------------------|---------------------|-------------------|-----------------|
| <u>REVENUE SUMMARY</u> | | | | | | |
| TAXES AND OTHER GOVERNMT | 0 | 0.01 | 1.00 | 0.00 (| 1.00) | 0.00 |
| MISCELLANEOUS | 0 | 25.00 | 159.97 | 0.00 (| 159.97) | 0.00 |
| TOTAL REVENUES | 0 | 25.01 | 160.97 | 0.00 (| 160.97) | 0.00 |
| <u>TAXES AND OTHER GOVERNMT</u> | | | | | | |
| 4-150.00 INTEREST | 0 | 0.01 | 1.00 | 0.00 (| 1.00) | 0.00 |
| TOTAL TAXES AND OTHER GOVERNMT | 0 | 0.01 | 1.00 | 0.00 (| 1.00) | 0.00 |
| <u>MISCELLANEOUS</u> | | | | | | |
| 4-913.00 MISC INCOME | 0 | 25.00 | 159.97 | 0.00 (| 159.97) | 0.00 |
| TOTAL MISCELLANEOUS | 0 | 25.00 | 159.97 | 0.00 (| 159.97) | 0.00 |
| TOTAL REVENUE | 0 | 25.01 | 160.97 | 0.00 (| 160.97) | 0.00 |

*** END OF REPORT ***

CITY OF NAVASOTA
REVENUE REPORT
AS OF: JUNE 30TH, 2020

905-CAPITAL PROJECTS
FINANCIAL SUMMARY

| | CURRENT BUDGET | CURRENT PERIOD | YEAR TO DATE ACTUAL | TOTAL ENCUMBERED | BUDGET BALANCE | % YTD BUDGET |
|---------------------------------|-------------------|-------------------|------------------------|---------------------|---------------------|-----------------|
| <u>REVENUE SUMMARY</u> | | | | | | |
| TAXES AND OTHER GOVERNMT | 0 | 63.58 | 818.17 | 0.00 (| 818.17) | 0.00 |
| MISCELLANEOUS | <u>1,600,000</u> | <u>0.00</u> | <u>0.00</u> | <u>0.00</u> | <u>1,600,000.00</u> | <u>0.00</u> |
| TOTAL REVENUES | 1,600,000 | 63.58 | 818.17 | 0.00 | 1,599,181.83 | 0.05 |
| <u>TAXES AND OTHER GOVERNMT</u> | | | | | | |
| 4-120.00 INTEREST | 0 | 63.58 | 818.17 | 0.00 (| 818.17) | 0.00 |
| TOTAL TAXES AND OTHER GOVERNMT | <u>0</u> | <u>63.58</u> | <u>818.17</u> | <u>0.00</u> (| <u>818.17)</u> | <u>0.00</u> |
| <u>MISCELLANEOUS</u> | | | | | | |
| 4-900.00 BOND PROCEEDS | 0 | 0.00 | 0.00 | 0.00 | 0.00 | 0.00 |
| 4-900.01 BOND PREMIUM | 0 | 0.00 | 0.00 | 0.00 | 0.00 | 0.00 |
| 4-999.01 TRANSFER FROM RESERVES | <u>1,600,000</u> | <u>0.00</u> | <u>0.00</u> | <u>0.00</u> | <u>1,600,000.00</u> | <u>0.00</u> |
| TOTAL MISCELLANEOUS | <u>1,600,000</u> | <u>0.00</u> | <u>0.00</u> | <u>0.00</u> | <u>1,600,000.00</u> | <u>0.00</u> |
| TOTAL REVENUE | 1,600,000 | 63.58 | 818.17 | 0.00 | 1,599,181.83 | 0.05 |

*** END OF REPORT ***

CITY OF NAVASOTA
REVENUE REPORT
AS OF: JUNE 30TH, 2020930-HOTEL
FINANCIAL SUMMARY

| | CURRENT BUDGET | CURRENT PERIOD | YEAR TO DATE ACTUAL | TOTAL ENCUMBERED | BUDGET BALANCE | % YTD BUDGET |
|---------------------------------|-------------------|-------------------|------------------------|---------------------|-------------------|-----------------|
| <u>REVENUE SUMMARY</u> | | | | | | |
| TAXES AND OTHER GOVERNMT | <u>141,000</u> | <u>7,975.31</u> | <u>109,655.29</u> | <u>0.00</u> | <u>31,344.71</u> | <u>77.77</u> |
| TOTAL REVENUES | 141,000 | 7,975.31 | 109,655.29 | 0.00 | 31,344.71 | 77.77 |
| <u>TAXES AND OTHER GOVERNMT</u> | | | | | | |
| 4-106.00 HOTEL-MOTEL TAX | 140,000 | 7,858.88 | 108,659.75 | 0.00 | 31,340.25 | 77.61 |
| 4-120.00 INTEREST | <u>1,000</u> | <u>116.43</u> | <u>995.54</u> | <u>0.00</u> | <u>4.46</u> | <u>99.55</u> |
| TOTAL TAXES AND OTHER GOVERNMT | 141,000 | 7,975.31 | 109,655.29 | 0.00 | 31,344.71 | 77.77 |
| <u>TOTAL REVENUE</u> | | | | | | |
| TOTAL REVENUE | 141,000 | 7,975.31 | 109,655.29 | 0.00 | 31,344.71 | 77.77 |

*** END OF REPORT ***

CITY OF NAVASOTA
REVENUE REPORT
AS OF: JUNE 30TH, 2020

945-BOND FUND GEN OBLIGATION
FINANCIAL SUMMARY

| | CURRENT BUDGET | CURRENT PERIOD | YEAR TO DATE ACTUAL | TOTAL ENCUMBERED | BUDGET BALANCE | % YTD BUDGET |
|----------------------------------|-------------------|-------------------|------------------------|---------------------|-------------------|-----------------|
| <u>REVENUE SUMMARY</u> | | | | | | |
| TAXES AND OTHER GOVERNMT | 0 | 97.50 | 1,416.10 | 0.00 (| 1,416.10) | 0.00 |
| CITY UTILITIES | 0 | 0.00 | 0.00 | 0.00 | 0.00 | 0.00 |
| LIBRARY | 374,000 | 7,386.73 | 648,382.96 | 0.00 (| 274,382.96) | 173.36 |
| MISCELLANEOUS | 587,792 | 31,168.00 | 458,672.00 | 0.00 | 129,120.00 | 78.03 |
| TOTAL REVENUES | 961,792 | 38,652.23 | 1,108,471.06 | 0.00 (| 146,679.06) | 115.25 |
| <u>TAXES AND OTHER GOVERNMT</u> | | | | | | |
| 4-120.00 INTEREST | 0 | 97.50 | 1,416.10 | 0.00 (| 1,416.10) | 0.00 |
| TOTAL TAXES AND OTHER GOVERNMT | 0 | 97.50 | 1,416.10 | 0.00 (| 1,416.10) | 0.00 |
| <u>CITY UTILITIES</u> | | | | | | |
| 4-410.00 CURRENT TAXES | 0 | 0.00 | 0.00 | 0.00 | 0.00 | 0.00 |
| TOTAL CITY UTILITIES | 0 | 0.00 | 0.00 | 0.00 | 0.00 | 0.00 |
| <u>LIBRARY</u> | | | | | | |
| 4-500.00 TFR. FROM GENERAL FUND | 374,000 | 7,386.73 | 648,382.96 | 0.00 (| 274,382.96) | 173.36 |
| TOTAL LIBRARY | 374,000 | 7,386.73 | 648,382.96 | 0.00 (| 274,382.96) | 173.36 |
| <u>MISCELLANEOUS</u> | | | | | | |
| 4-900.00 BOND PROCEEDS | 0 | 0.00 | 0.00 | 0.00 | 0.00 | 0.00 |
| 4-900.01 BOND PREMIUM | 0 | 0.00 | 0.00 | 0.00 | 0.00 | 0.00 |
| 4-913.00 MISCELLANEOUS INCOME | 0 | 0.00 | 0.00 | 0.00 | 0.00 | 0.00 |
| 4-999.02 CONTRIBUTION FROM WATER | 293,896 | 15,584.00 | 244,920.00 | 0.00 | 48,976.00 | 83.34 |
| 4-999.04 CONTRIBUTION FROM SEWER | 293,896 | 15,584.00 | 213,752.00 | 0.00 | 80,144.00 | 72.73 |
| TOTAL MISCELLANEOUS | 587,792 | 31,168.00 | 458,672.00 | 0.00 | 129,120.00 | 78.03 |
| TOTAL REVENUE | 961,792 | 38,652.23 | 1,108,471.06 | 0.00 (| 146,679.06) | 115.25 |

*** END OF REPORT ***

CITY OF NAVASOTA
REVENUE REPORT
AS OF: JUNE 30TH, 2020

970-FOUNDATION FOR COMM PROJ
FINANCIAL SUMMARY

| | CURRENT BUDGET | CURRENT PERIOD | YEAR TO DATE ACTUAL | TOTAL ENCUMBERED | BUDGET BALANCE | % YTD BUDGET |
|---------------------------------|-------------------|-------------------|------------------------|---------------------|-------------------|-----------------|
| <u>REVENUE SUMMARY</u> | | | | | | |
| TAXES AND OTHER GOVERNMT | 0 | 5.15 | 3,193.15 | 0.00 (| 3,193.15) | 0.00 |
| LIBRARY | 0 | 0.00 | 9,615.00 | 0.00 (| 9,615.00) | 0.00 |
| TOTAL REVENUES | 0 | 5.15 | 12,808.15 | 0.00 (| 12,808.15) | 0.00 |
| <u>TAXES AND OTHER GOVERNMT</u> | | | | | | |
| 4-120.00 INTEREST | 0 | 5.15 | 42.15 | 0.00 (| 42.15) | 0.00 |
| 4-190.00 GRACE PARK | 0 | 0.00 | 101.00 | 0.00 (| 101.00) | 0.00 |
| 4-191.00 LIBRARY | 0 | 0.00 | 0.00 | 0.00 | 0.00 | 0.00 |
| 4-192.00 DONATIONS | 0 | 0.00 | 3,050.00 | 0.00 (| 3,050.00) | 0.00 |
| TOTAL TAXES AND OTHER GOVERNMT | 0 | 5.15 | 3,193.15 | 0.00 (| 3,193.15) | 0.00 |
| <u>LIBRARY</u> | | | | | | |
| 4-567.00 PD BLUE SANTA | 0 | 0.00 | 9,615.00 | 0.00 (| 9,615.00) | 0.00 |
| 4-581.00 LIBRARY | 0 | 0.00 | 0.00 | 0.00 | 0.00 | 0.00 |
| TOTAL LIBRARY | 0 | 0.00 | 9,615.00 | 0.00 (| 9,615.00) | 0.00 |
| TOTAL REVENUE | 0 | 5.15 | 12,808.15 | 0.00 (| 12,808.15) | 0.00 |

*** END OF REPORT ***

*** END OF REPORT ***

| | NUMBER# | TOTAL ARREARS | TOTAL CURRENT | TOTAL BALANCE | ACTIVE ACCOUNT RECONCILIATION |
|---------------------|---------|---------------|---------------|---------------|-------------------------------|
| ACTIVE ACCOUNTS: | 3,066 | 23,081.23 | 625,193.45 | 648,274.68 | NEW ACCOUNTS: 48 |
| DISCONNECTED ACCTS: | 38 | 2,987.67 | 1,526.40 | 4,514.07 | DISCONNECT--NO TRF: 35 |
| FINALED ACCOUNTS: | 204 | 18,141.43 | | 18,141.43 | DISCONNECT-TRANSFER: 3 |
| INACTIVE ACCOUNTS: | 7,685 | 0.00 | | 0.00 | |

GRAND TOTALS 10,993 44,210.33 626,719.85 670,930.18

CALCULATION SUMMARY

| | |
|------------------|------------|
| TOTAL CHARGES: | 629,219.85 |
| DEPOSIT RETURNS: | 2,500.00CR |
| TOTAL CURRENT: | 626,719.85 |

===== SERVICE CATEGORY TOTALS =====

| CATEGORY | NUMBER | TOTAL NET | FUEL-ADJ | TOTAL TAX | TAXABLE | BILLED CONSUMPTION | UNBILLED CONSUMPTION | TOTAL CONSUMPTION |
|------------------|--------|------------|-----------|-----------|-----------|-----------------------|----------------------|-------------------|
| GR GARBAGE | 3250 | 107,345.28 | 0.00 | 7,615.69 | 92,389.72 | | | |
| GS GAS | 1852 | 117,274.61 | 53,618.06 | 1,229.37 | 37,060.38 | 65,489.0000 | 1 | 65,490.0000 |
| MS MISCELLANEOU | 81 | 346.21 | 0.00 | 0.00 | 0.00 | | | |
| PF VOLUNTARY PA | 38 | 82.00 | 0.00 | 0.00 | 0.00 | | | |
| SDF ST & DRAINAG | 2960 | 49,599.89 | 0.00 | 0.00 | 0.00 | | | |
| SW SEWER | 5570 | 126,886.11 | 0.00 | 0.00 | 0.00 | 161,195.3300 | | 161,195.3300 |
| WA WATER | 5920 | 165,152.10 | 0.00 | 0.00 | 0.00 | 245,412.0000 | 1,151 | 246,563.0000 |
| AMP AVG MTH PMT | 28 | 70.53 | | | | AMP RESERVE: 2,022.90 | | |

TOTALS 566,756.73 53,618.06 8,845.06 129,450.10

===== REVENUE CODE TOTALS =====

| SERVICES: | R/C DESCRIPTION | G/L ACCOUNT# | AMOUNT |
|------------|-------------------------------|--------------|------------|
| | 100-GARBAGE | 100-0-310.00 | 107,345.28 |
| | 200-WATER SERVICE | 200-0-310.00 | 158,741.14 |
| | 210-UTILITY CAPITAL IMPROV.FE | 210-0-310.00 | 6,410.96 |
| | 300-GAS SERVICE | 300-0-310.00 | 88,463.51 |
| | 350-FUEL FACTOR | 300-0-310.00 | 82,429.16 |
| | 400-SEWER | 400-0-310.00 | 120,628.98 |
| | 401-UTILITY CAPITAL IMPROV.FE | 210-0-310.00 | 6,257.13 |
| | 550-ST & DRAINAGE FEE | 100-0-310.00 | 49,599.89 |
| | 562-VOLUNTARY PARK FUND | 100-0-310.00 | 40.00 |
| | 563-VOLUNTARY FIRE FUND | 100-0-310.00 | 42.00 |
| | 601-OTC - WATER | 200-0-310.00 | 0.00 |
| | 602-OTC - GAS | 300-0-310.00 | 0.00 |
| | 606-OTC-GARBAGE | 100-0-310.00 | 0.00 |
| TAX: | 500-GAS 1.5% SALES TAX | 300-0-310.00 | 409.42 |
| | 501-GAS TAX 8.25% | 300-0-310.00 | 815.59 |
| | 503-6.75% GAS TAX IND OUSTIDE | 300-0-310.00 | 4.36 |
| | 504-8.25% GARBAGE SALES TAX | 100-0-310.00 | 7,615.69 |
| CONTRACTS: | | | |

===== R E V E N U E C O D E T O T A L S =====
** (CONTINUED) **

| R/C DESCRIPTION | G/L ACCOUNT# | AMOUNT |
|--------------------------|--------------|------------|
| 701-GARBAGE CONTRACTS | 100-0-310.00 | 5.00 |
| 703-WATER CONTRACTS | 200-0-310.00 | 278.92 |
| 705-GAS SERVICE CONTRACT | 300-0-310.00 | 5.00 |
| 706-FUEL FACTOR CONTRACT | 300-0-310.00 | 2.29 |
| 707-SEWER CONTRACTS | 400-0-310.00 | 55.00 |
| AMP: | | |
| 995-AMP | 200-1-108.03 | 70.53 |
| **R/C TOTALS** | | 629,219.85 |

===== R A T E T A B L E T O T A L S =====

| CAT | CODE | TBL | DESCRIPTION | SCHED | NO# | TOTAL NET | FUEL-ADJ | TOTAL TAX | TAXABLE | CONSUMPTION | MLT. |
|-----|------|-----|----------------------|-------|------|-----------|-----------|-----------|-----------|-------------|------|
| GR | 100 | A | COMMERCIAL HAND PU | A | 123 | 3,771.48 | 0.00 | 282.82 | 3,432.96 | | |
| GR | 100 | B2 | COMM 2 YD CONTAINER | B2 | 22 | 1,618.00 | 0.00 | 105.57 | 1,280.25 | | |
| GR | 100 | B3 | COMM 3 YD CONTAINER | B3 | 27 | 3,799.52 | 0.00 | 184.88 | 2,241.40 | | 4 |
| GR | 100 | B4 | COMM 4 YD CONTAINER | B4 | 10 | 1,808.39 | 0.00 | 149.19 | 1,808.39 | | |
| GR | 100 | B6 | COMM 6 YD CONTAINER | B6 | 49 | 14,120.99 | 0.00 | 938.92 | 11,379.90 | | 3 |
| GR | 100 | B8 | COMM 8 YD CONTAINER | B8 | 45 | 24,190.96 | 0.00 | 1,283.25 | 15,555.27 | | 6 |
| GR | 100 | C | RESIDENTIAL | C | 2486 | 52,976.47 | 0.00 | 4,277.85 | 51,926.47 | | 49 |
| GR | 100 | E | GARBAGE -EXPLICIT | E | 17 | 661.11 | 0.00 | 39.18 | 474.96 | | |
| GR | 100 | LOC | LOCKING DEVICE | LOCK | 28 | 221.34 | 0.00 | 12.39 | 149.94 | | 3 |
| GR | 100 | PC2 | EXTRA POLY CART | PC2 | 443 | 4,177.02 | 0.00 | 341.64 | 4,140.18 | | 12 |
| GS | 300 | 2 | GAS-IND.OUT 400-1000 | 2 | 1 | 3,573.27 | 1,832.00 | 0.00 | 0.00 | 800.0000 | |
| GS | 300 | A | GAS -A RES INSIDE | A | 1587 | 23,750.85 | 3,767.05 | 408.68 | 27,061.90 | 1,645.0000 | 2 |
| GS | 300 | ATR | GAS -ATMOS TRANSPORT | ATR | 3 | 5,257.50 | 0.00 | 0.00 | 0.00 | 10,515.0000 | |
| GS | 300 | B | GAS -B RES OUTSIDE | B | 2 | 44.62 | 4.58 | 0.74 | 49.20 | 2.0000 | |
| GS | 300 | C | GAS -C COM INSIDE | C | 124 | 6,942.08 | 3,508.28 | 723.90 | 8,773.29 | 1,532.0000 | |
| GS | 300 | CA | GAS -CENTURY ASPHALT | GAS | 1 | 1,147.61 | 1,694.60 | 0.00 | 0.00 | 740.0000 | |
| GS | 300 | CCH | GAS -COMODITY CHARGE | CCH | 3 | 1,051.50 | 0.00 | 0.00 | 0.00 | 10,515.0000 | |
| GS | 300 | CIT | GAS -CITY USEAGE | CITY | 9 | 0.00 | 0.00 | 0.00 | 0.00 | 14.0000 | |
| GS | 300 | CTR | GAS -CITY TRANSPORT | CTR | 3 | 1,892.70 | 0.00 | 0.00 | 0.00 | 10,515.0000 | |
| GS | 300 | E | GAS -E SCHOOLS | E | 6 | 379.89 | 199.23 | 0.00 | 0.00 | 87.0000 | |
| GS | 300 | F | GAS -IND OUTSIDE | F | 2 | 47,411.10 | 41,526.86 | 0.00 | 0.00 | 18,134.0000 | |
| GS | 300 | FCO | GAS -FUEL COST-GRANT | FCO | 3 | 23,553.60 | 0.00 | 0.00 | 0.00 | 10,515.0000 | |
| GS | 300 | G | GAS -COM OUTSIDE | G | 2 | 33.72 | 0.00 | 2.28 | 33.72 | | |
| GS | 300 | H | GAS-S.IND.OUT 0-399 | H | 5 | 1,539.27 | 670.97 | 2.08 | 30.88 | 293.0000 | |
| GS | 300 | IND | GAS-S.IND.IN 0-399 | IND | 4 | 696.90 | 414.49 | 91.69 | 1,111.39 | 181.0000 | |
| GS | 300 | Z | GAS ZERO CHARGE | Z | 97 | 0.00 | 0.00 | 0.00 | 0.00 | 1.0000 | |
| MS | 600 | G | OTC - GAS | G | 58 | 0.00 | 0.00 | 0.00 | 0.00 | | |
| MS | 600 | GAR | ONE TIME CHARGES - | GAR | 1 | 0.00 | 0.00 | 0.00 | 0.00 | | |
| MS | 600 | GM | OTC - GAS METER | G | 1 | 0.00 | 0.00 | 0.00 | 0.00 | | |
| MS | 600 | W | OTC - WATER | W | 3 | 0.00 | 0.00 | 0.00 | 0.00 | | |
| MS | 700 | FUL | FUEL FACTOR CONTRACT | FUL | 1 | 2.29 | 0.00 | 0.00 | 0.00 | | |
| MS | 700 | GAS | GAS SERVICE CONTRACT | GAS | 1 | 5.00 | 0.00 | 0.00 | 0.00 | | |
| MS | 700 | GRB | GARBAGE CONTRACT | GRB | 1 | 5.00 | 0.00 | 0.00 | 0.00 | | |

***** R A T E T A B L E T O T A L S *****
** (CONTINUED) **

| CAT | CODE | TBL | DESCRIPTION | SCHED | NO# | TOTAL NET | FUEL-ADJ | TOTAL TAX | TAXABLE | CONSUMPTION | MLT. |
|-----|------|------|-----------------------|-------|------|------------|----------|-----------|---------|--------------|------|
| MS | 700 | SEW | SEWER CONTRACTS | SEW | 2 | 55.00 | 0.00 | 0.00 | 0.00 | | |
| MS | 700 | WTR | WATER CONTRACTS | WTR | 13 | 278.92 | 0.00 | 0.00 | 0.00 | | |
| PF | 562 | \$25 | \$23.00 VOL PARK FUND | \$25 | 1 | 23.00 | 0.00 | 0.00 | 0.00 | | |
| PF | 562 | 1.0 | \$1.00 VOL PARK FUND | 1.0 | 17 | 17.00 | 0.00 | 0.00 | 0.00 | | |
| PF | 563 | \$23 | VOLUNTARY FIRE FUND | \$23 | 1 | 23.00 | 0.00 | 0.00 | 0.00 | | |
| PF | 563 | 1.0 | \$1.00 VOL FIRE FUND | 1.0 | 19 | 19.00 | 0.00 | 0.00 | 0.00 | | |
| SDF | 500 | CI | ST & DR FEE-C I | CI | 288 | 5,365.00 | 0.00 | 0.00 | 0.00 | | 2 |
| SDF | 500 | CO | ST & DR FEE-C O | CO | 6 | 111.00 | 0.00 | 0.00 | 0.00 | | |
| SDF | 500 | IN | ST & DR FEE-I N | IN | 9 | 211.50 | 0.00 | 0.00 | 0.00 | | |
| SDF | 500 | INO | ST & DR FEE- I N O | INO | 20 | 470.00 | 0.00 | 0.00 | 0.00 | | |
| SDF | 500 | RES | ST & DR FEE - INSIDE | RES | 2636 | 43,427.39 | 0.00 | 0.00 | 0.00 | | 274 |
| SDF | 500 | RO | ST & DR-FEE-OUTSIDE | RO | 1 | 15.00 | 0.00 | 0.00 | 0.00 | | |
| SW | 400 | A | RESIDENTIAL INSIDE | A | 2462 | 70,593.91 | 0.00 | 0.00 | 0.00 | 94,497.3300 | |
| SW | 400 | AH | SEWER -AIRPORT HANGA | AH | 1 | 25.02 | 0.00 | 0.00 | 0.00 | 1.0000 | |
| SW | 400 | AHC | SEWER - AIRPORT | AHC | 1 | 41.26 | 0.00 | 0.00 | 0.00 | | |
| SW | 400 | B | RESIDENTIAL OUTSIDE | B | 1 | 70.89 | 0.00 | 0.00 | 0.00 | 113.0000 | |
| SW | 400 | C | COMMERCIAL INSIDE | C | 258 | 22,475.11 | 0.00 | 0.00 | 0.00 | 33,663.0000 | |
| SW | 400 | D | COMMERCIAL OUTSIDE | D | 5 | 359.83 | 0.00 | 0.00 | 0.00 | 173.0000 | |
| SW | 400 | E | INDUSTRIAL INSIDE | E | 20 | 6,273.18 | 0.00 | 0.00 | 0.00 | 8,623.0000 | |
| SW | 400 | I | IND OUT SEWER ONLY | I | 2 | 3,106.17 | 0.00 | 0.00 | 0.00 | 3,715.0000 | |
| SW | 400 | J | RES OUT-SEWER ONLY | J | 1 | 590.67 | 0.00 | 0.00 | 0.00 | 1,406.0000 | |
| SW | 400 | L | SEWER -MULTI UNIT | L | 24 | 12,383.32 | 0.00 | 0.00 | 0.00 | 19,004.0000 | 387 |
| SW | 400 | SCH | SEWER SURCHARGE | SCH | 1 | 2,763.70 | 0.00 | 0.00 | 0.00 | | |
| SW | 400 | SSC | SEWER SURCHARGE | SSC | 4 | 1,945.92 | 0.00 | 0.00 | 0.00 | | |
| SW | 401 | CIN | UCIF-SEWER-COM IN | CIN | 259 | 906.50 | 0.00 | 0.00 | 0.00 | | |
| SW | 401 | COU | UCIF-SEWER-COM OUT | COUT | 5 | 26.25 | 0.00 | 0.00 | 0.00 | | |
| SW | 401 | IIN | UCIF-SEWER-IND IN | IIN | 18 | 180.00 | 0.00 | 0.00 | 0.00 | | |
| SW | 401 | IOU | UCIF-SEWER-IND OUT | IOUT | 2 | 30.00 | 0.00 | 0.00 | 0.00 | | |
| SW | 401 | MU | UCIF-SEWER-MULTI UNI | MU | 21 | 168.00 | 0.00 | 0.00 | 0.00 | | |
| SW | 401 | RIN | UCIF-SEWER -RES IN | RIN | 2483 | 4,939.38 | 0.00 | 0.00 | 0.00 | | |
| SW | 401 | ROU | UCIF-SEWER -RES OUT | ROUT | 2 | 7.00 | 0.00 | 0.00 | 0.00 | | |
| WA | 200 | A | WATER -RES INSIDE | A | 2565 | 115,518.55 | 0.00 | 0.00 | 0.00 | 151,638.0000 | |
| WA | 200 | AH | WTR -AIRPORT HANGAR | AH | 2 | 32.37 | 0.00 | 0.00 | 0.00 | 5.0000 | |
| WA | 200 | AHC | WTR -AIRPORT HANGAR | AHC | 1 | 35.60 | 0.00 | 0.00 | 0.00 | 14.0000 | |
| WA | 200 | B | WATER - RES OUTSIDE | B | 2 | 148.78 | 0.00 | 0.00 | 0.00 | 133.0000 | |
| WA | 200 | C | WATER -COM INSIDE | C | 279 | 25,836.44 | 0.00 | 0.00 | 0.00 | 34,819.0000 | 2 |
| WA | 200 | CIT | WATER -CITY USEAGE | CITY | 48 | 0.00 | 0.00 | 0.00 | 0.00 | 29,308.0000 | |
| WA | 200 | D | WATER -COM OUTSIDE | D | 6 | 458.46 | 0.00 | 0.00 | 0.00 | 256.0000 | |
| WA | 200 | E | WATER -IND INSIDE | E | 8 | 2,133.53 | 0.00 | 0.00 | 0.00 | 3,539.0000 | |
| WA | 200 | F | WATER -IND OUTSIDE | F | 20 | 7,764.52 | 0.00 | 0.00 | 0.00 | 8,374.0000 | |
| WA | 200 | F-3 | WATER-IRRIGATION-IO | F-3 | 1 | 95.18 | 0.00 | 0.00 | 0.00 | 43.0000 | |
| WA | 200 | INT | WATER - INTER SCHOOL | INT | 1 | 50.49 | 0.00 | 0.00 | 0.00 | 99.0000 | |
| WA | 200 | K | WATER -NURSING HOME | K | 3 | 1,275.33 | 0.00 | 0.00 | 0.00 | 2,412.0000 | |
| WA | 200 | NIS | MAIN METER-INT SCHOO | C | 1 | 59.86 | 0.00 | 0.00 | 0.00 | 61.0000 | |
| WA | 200 | S | WATER -SEWER METERS | S | 47 | 5,332.03 | 0.00 | 0.00 | 0.00 | 9,056.0000 | |

***** R A T E T A B L E T O T A L S *****
** (CONTINUED) **

| CAT | CODE | TBL | DESCRIPTION | SCHED | NO# | TOTAL NET | FUEL-ADJ | TOTAL TAX | TAXABLE | CONSUMPTION | MLT. |
|-----|------|-----|------------------|-------|------|-----------|----------|-----------|---------|-------------|------|
| WA | 200 | X | WATER -ZERO CHG | X | 16 | 0.00 | 0.00 | 0.00 | 0.00 | 5,655.0000 | |
| WA | 202 | 4 | EXPLICIT WATER | 4 | 1 | 0.00 | 0.00 | 0.00 | 0.00 | | |
| WA | 203 | 1" | UCIF-WATER -1" | 1" | 79 | 246.00 | 0.00 | 0.00 | 0.00 | | 3 |
| WA | 203 | 2" | UCIF-WATER -2" | 2" | 99 | 648.00 | 0.00 | 0.00 | 0.00 | | 9 |
| WA | 203 | 3" | UCIF-WATER -3" | 3" | 1 | 8.00 | 0.00 | 0.00 | 0.00 | | |
| WA | 203 | 3/4 | UCIF-WATER -3/4" | 3/4 | 2734 | 5,446.96 | 0.00 | 0.00 | 0.00 | | 6 |
| WA | 203 | 4" | UCIF-WATER -4" | 4" | 5 | 50.00 | 0.00 | 0.00 | 0.00 | | |
| WA | 203 | 6" | UCIF-WATER -6" | 6" | 1 | 12.00 | 0.00 | 0.00 | 0.00 | | |

TOTALS 566,686.20 53,618.06 8,845.06 129,450.10

=== F U E L A D J U S T M E N T C O D E T O T A L S ===

| CODE | DESCRIPTION | CONSUMPTION | FUEL FACTOR | AMOUNT |
|-------|-----------------|-------------|-------------|-----------|
| GASFF | GAS FUEL FACTOR | 23,414.0000 | 2.29000000 | 53,618.06 |

FUEL FACTOR TOTALS 23,414.0000 53,618.06

***** M E T E R G R O U P T O T A L S *****

| CODE | DESCRIPTION | BILLED CONSUMPTION | UNBILLED CONSUMPTION | TOTAL CONSUMPTION | DEMAND CONSUMPTION |
|------|--------------|-----------------------|-------------------------|----------------------|-----------------------|
| W | WATER METERS | 245,412.0000 | 1,151.000 | 246,563.0000 | |
| G | GAS METERS | 65,489.0000 | 1.000 | 65,490.0000 | |

===== R E F U N D E D D E P O S I T T O T A L S =====

| CODE | DESCRIPTION | NUMBER | AMOUNT |
|------|---------------|--------|------------|
| 300 | GAS DEPOSIT | 11 | 1,100.00CR |
| 200 | WATER DEPOSIT | 14 | 1,400.00CR |

DEPOSIT TOTALS 25 2,500.00CR

===== CUSTOMER CLASS TOTALS =====

| CLASS | SERV | RATE | | | | | | | |
|-------|------|----------|-----------------------|--------|------------|----------|-----------|-----------|--------------|
| CAT | CODE | TABLE | DESCRIPTION | NUMBER | TOTAL NET | FUEL-ADJ | TAXABLE | TOTAL TAX | CONSUMPTION |
| A | GR | 100 A | COMMERCIAL HAND PU | 5 | 183.12 | 0.00 | 68.57 | 5.65 | |
| A | GR | 100 B2 | COMM 2 YD CONTAINER | 3 | 202.65 | 0.00 | 0.00 | 0.00 | |
| A | GR | 100 B3 | COMM 3 YD CONTAINER | 5 | 1,472.94 | 0.00 | 360.08 | 29.71 | |
| A | GR | 100 B4 | COMM 4 YD CONTAINER | 1 | 130.91 | 0.00 | 130.91 | 10.80 | |
| A | GR | 100 B6 | COMM 6 YD CONTAINER | 4 | 1,649.18 | 0.00 | 1,649.18 | 136.06 | |
| A | GR | 100 B8 | COMM 8 YD CONTAINER | 3 | 1,312.36 | 0.00 | 1,084.48 | 89.47 | |
| A | GR | 100 C | RESIDENTIAL | 2482 | 52,892.47 | 0.00 | 51,842.47 | 4,270.93 | |
| A | GR | 100 E | GARBAGE -EXPLICIT | 1 | 22.59 | 0.00 | 22.59 | 1.86 | |
| A | GR | 100 LOC | LOCKING DEVICE | 3 | 21.42 | 0.00 | 0.00 | 0.00 | |
| A | GR | 100 PC2 | EXTRA POLY CART | 442 | 4,167.81 | 0.00 | 4,130.97 | 340.88 | |
| | | | ** CATEGORY TOTAL ** | GR | 62,055.45 | 0.00 | 59,289.25 | 4,885.36 | |
| A | GS | 300 A | GAS -A RES INSIDE | 1583 | 23,202.63 | 3,448.74 | 26,195.37 | 395.69 | 1,506.0000 |
| A | GS | 300 C | GAS -C COM INSIDE | 1 | 11.26 | 0.00 | 11.26 | 0.93 | |
| A | GS | 300 Z | GAS ZERO CHARGE | 72 | 0.00 | 0.00 | 0.00 | 0.00 | 1.0000 |
| | | | ** CATEGORY TOTAL ** | GS | 23,213.89 | 3,448.74 | 26,206.63 | 396.62 | 1,507.0000 |
| A | MS | 600 G | OTC - GAS | 52 | 0.00 | 0.00 | 0.00 | 0.00 | |
| A | MS | 600 GAR | ONE TIME CHARGES - | 1 | 0.00 | 0.00 | 0.00 | 0.00 | |
| A | MS | 600 W | OTC - WATER | 3 | 0.00 | 0.00 | 0.00 | 0.00 | |
| A | MS | 700 FUL | FUEL FACTOR CONTRACT | 1 | 2.29 | 0.00 | 0.00 | 0.00 | |
| A | MS | 700 GAS | GAS SERVICE CONTRACT | 1 | 5.00 | 0.00 | 0.00 | 0.00 | |
| A | MS | 700 GRB | GARBAGE CONTRACT | 1 | 5.00 | 0.00 | 0.00 | 0.00 | |
| A | MS | 700 SEW | SEWER CONTRACTS | 1 | 5.00 | 0.00 | 0.00 | 0.00 | |
| A | MS | 700 WTR | WATER CONTRACTS | 12 | 228.92 | 0.00 | 0.00 | 0.00 | |
| | | | ** CATEGORY TOTAL ** | MS | 246.21 | 0.00 | 0.00 | 0.00 | |
| A | PF | 562 \$25 | \$23.00 VOL PARK FUND | 1 | 23.00 | 0.00 | 0.00 | 0.00 | |
| A | PF | 562 1.0 | \$1.00 VOL PARK FUND | 15 | 15.00 | 0.00 | 0.00 | 0.00 | |
| A | PF | 563 1.0 | \$1.00 VOL FIRE FUND | 17 | 17.00 | 0.00 | 0.00 | 0.00 | |
| | | | ** CATEGORY TOTAL ** | PF | 55.00 | 0.00 | 0.00 | 0.00 | |
| A | SDF | 500 CI | ST & DR FEE-C I | 5 | 129.50 | 0.00 | 0.00 | 0.00 | |
| A | SDF | 500 RES | ST & DR FEE - INSIDE | 2633 | 43,382.39 | 0.00 | 0.00 | 0.00 | |
| | | | ** CATEGORY TOTAL ** | SDF | 43,511.89 | 0.00 | 0.00 | 0.00 | |
| A | SW | 400 A | RESIDENTIAL INSIDE | 2462 | 70,593.91 | 0.00 | 0.00 | 0.00 | 94,497.3300 |
| A | SW | 400 C | COMMERCIAL INSIDE | 1 | 41.69 | 0.00 | 0.00 | 0.00 | 1.0000 |
| A | SW | 400 L | SEWER -MULTI UNIT | 21 | 11,687.34 | 0.00 | 0.00 | 0.00 | 16,592.0000 |
| A | SW | 400 SCH | SEWER SURCHARGE | 1 | 2,763.70 | 0.00 | 0.00 | 0.00 | |
| A | SW | 401 CIN | UCIF-SEWER-COM IN | 1 | 3.50 | 0.00 | 0.00 | 0.00 | |
| A | SW | 401 MU | UCIF-SEWER-MULTI UNI | 18 | 144.00 | 0.00 | 0.00 | 0.00 | |
| A | SW | 401 RIN | UCIF-SEWER -RES IN | 2480 | 4,933.38 | 0.00 | 0.00 | 0.00 | |
| | | | ** CATEGORY TOTAL ** | SW | 90,167.52 | 0.00 | 0.00 | 0.00 | 111,090.3300 |
| A | WA | 200 A | WATER -RES INSIDE | 2565 | 115,518.55 | 0.00 | 0.00 | 0.00 | 151,638.0000 |
| A | WA | 200 C | WATER -COM INSIDE | 1 | 29.26 | 0.00 | 0.00 | 0.00 | 1.0000 |
| A | WA | 200 S | WATER -SEWER METERS | 21 | 721.49 | 0.00 | 0.00 | 0.00 | 784.0000 |
| A | WA | 200 X | WATER -ZERO CHG | 8 | 0.00 | 0.00 | 0.00 | 0.00 | 409.0000 |
| A | WA | 202 4 | EXPLICIT WATER | 1 | 0.00 | 0.00 | 0.00 | 0.00 | |

PAGE: 7

===== CUSTOMER CLASS TOTALS =====

| CLASS | SERV | RATE | | | | | | | |
|-------|------|---------|----------------------|--------|------------|----------|-----------|-----------|--------------|
| CAT | CODE | TABLE | DESCRIPTION | NUMBER | TOTAL NET | FUEL-ADJ | TAXABLE | TOTAL TAX | CONSUMPTION |
| A | WA | 203 1" | UCIF-WATER -1" | 18 | 57.00 | 0.00 | 0.00 | 0.00 | |
| A | WA | 203 2" | UCIF-WATER -2" | 27 | 168.00 | 0.00 | 0.00 | 0.00 | |
| A | WA | 203 3/4 | UCIF-WATER -3/4" | 2538 | 5,048.96 | 0.00 | 0.00 | 0.00 | |
| | | | ** CATEGORY TOTAL ** | WA | 121,543.26 | 0.00 | 0.00 | 0.00 | 152,832.0000 |
| | | | ** CLASS TOTAL ** | A | 340,793.22 | 3,448.74 | 85,495.88 | 5,281.98 | |
| | | | | | | | | | |
| AH | GR | 100 A | COMMERCIAL HAND PU | 1 | 22.59 | 0.00 | 22.59 | 1.86 | |
| AH | SDF | 500 CI | ST & DR FEE-C I | 3 | 55.50 | 0.00 | 0.00 | 0.00 | |
| | | | | | | | | | |
| AH | SW | 400 AH | SEWER -AIRPORT HANGA | 1 | 25.02 | 0.00 | 0.00 | 0.00 | 1.0000 |
| AH | SW | 400 AHC | SEWER - AIRPORT | 1 | 41.26 | 0.00 | 0.00 | 0.00 | |
| AH | SW | 401 CIN | UCIF-SEWER-COM IN | 1 | 3.50 | 0.00 | 0.00 | 0.00 | |
| AH | SW | 401 RIN | UCIF-SEWER -RES IN | 1 | 2.00 | 0.00 | 0.00 | 0.00 | |
| | | | ** CATEGORY TOTAL ** | SW | 71.78 | 0.00 | 0.00 | 0.00 | 1.0000 |
| | | | | | | | | | |
| AH | WA | 200 AH | WTR -AIRPORT HANGAR | 2 | 32.37 | 0.00 | 0.00 | 0.00 | 5.0000 |
| AH | WA | 200 AHC | WTR -AIRPORT HANGAR | 1 | 35.60 | 0.00 | 0.00 | 0.00 | 14.0000 |
| AH | WA | 203 1" | UCIF-WATER -1" | 1 | 3.00 | 0.00 | 0.00 | 0.00 | |
| AH | WA | 203 3/4 | UCIF-WATER -3/4" | 2 | 4.00 | 0.00 | 0.00 | 0.00 | |
| | | | ** CATEGORY TOTAL ** | WA | 74.97 | 0.00 | 0.00 | 0.00 | 19.0000 |
| | | | ** CLASS TOTAL ** | AH | 224.84 | 0.00 | 22.59 | 1.86 | |
| | | | | | | | | | |
| B | GR | 100 C | RESIDENTIAL | 4 | 84.00 | 0.00 | 84.00 | 6.92 | |
| B | GR | 100 PC2 | EXTRA POLY CART | 1 | 9.21 | 0.00 | 9.21 | 0.76 | |
| | | | ** CATEGORY TOTAL ** | GR | 93.21 | 0.00 | 93.21 | 7.68 | |
| | | | | | | | | | |
| B | GS | 300 B | GAS -B RES OUTSIDE | 2 | 44.62 | 4.58 | 49.20 | 0.74 | 2.0000 |
| | | | | | | | | | |
| B | SDF | 500 RO | ST & DR-FEE-OUTSIDE | 1 | 15.00 | 0.00 | 0.00 | 0.00 | |
| | | | | | | | | | |
| B | SW | 400 B | RESIDENTIAL OUTSIDE | 1 | 70.89 | 0.00 | 0.00 | 0.00 | 113.0000 |
| B | SW | 400 J | RES OUT-SEWER ONLY | 1 | 590.67 | 0.00 | 0.00 | 0.00 | 1,406.0000 |
| B | SW | 401 ROU | UCIF-SEWER -RES OUT | 2 | 7.00 | 0.00 | 0.00 | 0.00 | |
| | | | ** CATEGORY TOTAL ** | SW | 668.56 | 0.00 | 0.00 | 0.00 | 1,519.0000 |
| | | | | | | | | | |
| B | WA | 200 B | WATER - RES OUTSIDE | 2 | 148.78 | 0.00 | 0.00 | 0.00 | 133.0000 |
| B | WA | 200 X | WATER -ZERO CHG | 1 | 0.00 | 0.00 | 0.00 | 0.00 | 1,406.0000 |
| B | WA | 203 2" | UCIF-WATER -2" | 1 | 6.00 | 0.00 | 0.00 | 0.00 | |
| B | WA | 203 3/4 | UCIF-WATER -3/4" | 1 | 2.00 | 0.00 | 0.00 | 0.00 | |
| | | | ** CATEGORY TOTAL ** | WA | 156.78 | 0.00 | 0.00 | 0.00 | 1,539.0000 |
| | | | ** CLASS TOTAL ** | B | 978.17 | 4.58 | 142.41 | 8.42 | |
| | | | | | | | | | |
| C | GR | 100 A | COMMERCIAL HAND PU | 114 | 3,498.00 | 0.00 | 3,274.03 | 269.73 | |

===== CUSTOMER CLASS TOTALS =====

| CLASS | SERV | RATE | CAT | CODE | TABLE | DESCRIPTION | NUMBER | TOTAL NET | FUEL-ADJ | TAXABLE | TOTAL TAX | CONSUMPTION |
|--------------------------|------|------|------|------|-------|----------------------|--------|-----------|----------|-----------|-----------|-------------|
| C | GR | 100 | B2 | | | COMM 2 YD CONTAINER | 16 | 1,212.70 | 0.00 | 1,145.15 | 94.43 | |
| C | GR | 100 | B3 | | | COMM 3 YD CONTAINER | 22 | 2,326.58 | 0.00 | 1,881.32 | 155.17 | |
| C | GR | 100 | B4 | | | COMM 4 YD CONTAINER | 9 | 1,677.48 | 0.00 | 1,677.48 | 138.39 | |
| C | GR | 100 | B6 | | | COMM 6 YD CONTAINER | 38 | 10,037.16 | 0.00 | 9,067.76 | 748.16 | |
| C | GR | 100 | B8 | | | COMM 8 YD CONTAINER | 29 | 12,162.83 | 0.00 | 12,162.83 | 1,003.38 | |
| C | GR | 100 | E | | | GARBAGE -EXPLICIT | 16 | 638.52 | 0.00 | 452.37 | 37.32 | |
| C | GR | 100 | LOC | | | LOCKING DEVICE | 21 | 149.94 | 0.00 | 142.80 | 11.80 | |
| ** CATEGORY TOTAL ** GR | | | | | | | | 31,703.21 | 0.00 | 29,803.74 | 2,458.38 | |
| C | GS | 300 | A | | | GAS -A RES INSIDE | 1 | 25.74 | 9.16 | 34.90 | 0.52 | 4.0000 |
| C | GS | 300 | C | | | GAS -C COM INSIDE | 120 | 6,035.48 | 2,963.26 | 8,762.03 | 722.97 | 1,294.0000 |
| C | GS | 300 | Z | | | GAS ZERO CHARGE | 21 | 0.00 | 0.00 | 0.00 | 0.00 | |
| ** CATEGORY TOTAL ** GS | | | | | | | | 6,061.22 | 2,972.42 | 8,796.93 | 723.49 | 1,298.0000 |
| C | MS | 600 | G | | | OTC - GAS | 5 | 0.00 | 0.00 | 0.00 | 0.00 | |
| C | MS | 600 | GM | | | OTC - GAS METER | 1 | 0.00 | 0.00 | 0.00 | 0.00 | |
| C | MS | 700 | SEW | | | SEWER CONTRACTS | 1 | 50.00 | 0.00 | 0.00 | 0.00 | |
| C | MS | 700 | WTR | | | WATER CONTRACTS | 1 | 50.00 | 0.00 | 0.00 | 0.00 | |
| ** CATEGORY TOTAL ** MS | | | | | | | | 100.00 | 0.00 | 0.00 | 0.00 | |
| C | PF | 562 | 1.0 | | | \$1.00 VOL PARK FUND | 2 | 2.00 | 0.00 | 0.00 | 0.00 | |
| C | PF | 563 | \$23 | | | VOLUNTARY FIRE FUND | 1 | 23.00 | 0.00 | 0.00 | 0.00 | |
| C | PF | 563 | 1.0 | | | \$1.00 VOL FIRE FUND | 2 | 2.00 | 0.00 | 0.00 | 0.00 | |
| ** CATEGORY TOTAL ** PF | | | | | | | | 27.00 | 0.00 | 0.00 | 0.00 | |
| C | SDF | 500 | CI | | | ST & DR FEE-C I | 269 | 4,976.50 | 0.00 | 0.00 | 0.00 | |
| C | SDF | 500 | IN | | | ST & DR FEE-I N | 1 | 23.50 | 0.00 | 0.00 | 0.00 | |
| ** CATEGORY TOTAL ** SDF | | | | | | | | 5,000.00 | 0.00 | 0.00 | 0.00 | |
| C | SW | 400 | C | | | COMMERCIAL INSIDE | 246 | 17,604.30 | 0.00 | 0.00 | 0.00 | 22,460.0000 |
| C | SW | 400 | SSC | | | SEWER SURCHARGE | 1 | 1,135.64 | 0.00 | 0.00 | 0.00 | |
| C | SW | 401 | CIN | | | UCIF-SEWER-COM IN | 244 | 854.00 | 0.00 | 0.00 | 0.00 | |
| C | SW | 401 | RIN | | | UCIF-SEWER -RES IN | 2 | 4.00 | 0.00 | 0.00 | 0.00 | |
| ** CATEGORY TOTAL ** SW | | | | | | | | 19,597.94 | 0.00 | 0.00 | 0.00 | 22,460.0000 |
| C | WA | 200 | C | | | WATER -COM INSIDE | 266 | 19,731.82 | 0.00 | 0.00 | 0.00 | 23,582.0000 |
| C | WA | 200 | S | | | WATER -SEWER METERS | 20 | 1,292.33 | 0.00 | 0.00 | 0.00 | 1,943.0000 |
| C | WA | 200 | X | | | WATER -ZERO CHG | 3 | 0.00 | 0.00 | 0.00 | 0.00 | 125.0000 |
| C | WA | 203 | 1" | | | UCIF-WATER -1" | 51 | 159.00 | 0.00 | 0.00 | 0.00 | |
| C | WA | 203 | 2" | | | UCIF-WATER -2" | 46 | 288.00 | 0.00 | 0.00 | 0.00 | |
| C | WA | 203 | 3/4" | | | UCIF-WATER -3/4" | 182 | 370.00 | 0.00 | 0.00 | 0.00 | |
| C | WA | 203 | 4" | | | UCIF-WATER -4" | 1 | 10.00 | 0.00 | 0.00 | 0.00 | |
| ** CATEGORY TOTAL ** WA | | | | | | | | 21,851.15 | 0.00 | 0.00 | 0.00 | 25,650.0000 |
| ** CLASS TOTAL ** C | | | | | | | | 84,340.52 | 2,972.42 | 38,600.67 | 3,181.87 | |
| D | GS | 300 | G | | | GAS -COM OUTSIDE | 2 | 33.72 | 0.00 | 33.72 | 2.28 | |
| D | GS | 300 | Z | | | GAS ZERO CHARGE | 1 | 0.00 | 0.00 | 0.00 | 0.00 | |
| ** CATEGORY TOTAL ** GS | | | | | | | | 33.72 | 0.00 | 33.72 | 2.28 | |

===== CUSTOMER CLASS TOTALS =====

| CLASS | SERV | RATE | CAT CODE | TABLE | DESCRIPTION | NUMBER | TOTAL NET | FUEL-ADJ | TAXABLE | TOTAL TAX | CONSUMPTION |
|-------|------|------|----------|-------|----------------------|--------|-----------|----------|----------|-----------|-------------|
| D | SDF | 500 | CO | | ST & DR FEE-C O | 6 | 111.00 | 0.00 | 0.00 | 0.00 | |
| D | SW | 400 | D | | COMMERCIAL OUTSIDE | 5 | 359.83 | 0.00 | 0.00 | 0.00 | 173.0000 |
| D | SW | 401 | COU | | UCIF-SEWER-COM OUT | 5 | 26.25 | 0.00 | 0.00 | 0.00 | |
| | | | | | ** CATEGORY TOTAL ** | SW | 386.08 | 0.00 | 0.00 | 0.00 | 173.0000 |
| D | WA | 200 | D | | WATER -COM OUTSIDE | 6 | 458.46 | 0.00 | 0.00 | 0.00 | 256.0000 |
| D | WA | 200 | S | | WATER -SEWER METERS | 1 | 15.07 | 0.00 | 0.00 | 0.00 | |
| D | WA | 203 | 1" | | UCIF-WATER -1" | 1 | 3.00 | 0.00 | 0.00 | 0.00 | |
| D | WA | 203 | 2" | | UCIF-WATER -2" | 3 | 24.00 | 0.00 | 0.00 | 0.00 | |
| D | WA | 203 | 3/4" | | UCIF-WATER -3/4" | 2 | 4.00 | 0.00 | 0.00 | 0.00 | |
| | | | | | ** CATEGORY TOTAL ** | WA | 504.53 | 0.00 | 0.00 | 0.00 | 256.0000 |
| | | | | | ** CLASS TOTAL ** | D | 1,035.33 | 0.00 | 33.72 | 2.28 | |
| E | GR | 100 | A | | COMMERCIAL HAND PU | 1 | 22.59 | 0.00 | 22.59 | 1.86 | |
| E | GR | 100 | B2 | | COMM 2 YD CONTAINER | 2 | 135.10 | 0.00 | 67.55 | 5.57 | |
| E | GR | 100 | B6 | | COMM 6 YD CONTAINER | 4 | 830.07 | 0.00 | 662.96 | 54.70 | |
| | | | | | ** CATEGORY TOTAL ** | GR | 987.76 | 0.00 | 753.10 | 62.13 | |
| E | GS | 300 | CA | | GAS -CENTURY ASPHALT | 1 | 1,147.61 | 1,694.60 | 0.00 | 0.00 | 740.0000 |
| E | GS | 300 | IND | | GAS-S.IND.IN 0-399 | 4 | 696.90 | 414.49 | 1,111.39 | 91.69 | 181.0000 |
| E | GS | 300 | Z | | GAS ZERO CHARGE | 1 | 0.00 | 0.00 | 0.00 | 0.00 | |
| | | | | | ** CATEGORY TOTAL ** | GS | 1,844.51 | 2,109.09 | 1,111.39 | 91.69 | 921.0000 |
| E | SDF | 500 | IN | | ST & DR FEE-I N | 7 | 164.50 | 0.00 | 0.00 | 0.00 | |
| E | SDF | 500 | INO | | ST & DR FEE- I N O | 1 | 23.50 | 0.00 | 0.00 | 0.00 | |
| | | | | | ** CATEGORY TOTAL ** | SDF | 188.00 | 0.00 | 0.00 | 0.00 | |
| E | SW | 400 | E | | INDUSTRIAL INSIDE | 5 | 1,049.69 | 0.00 | 0.00 | 0.00 | 1,155.0000 |
| E | SW | 400 | SSC | | SEWER SURCHARGE | 1 | 750.00 | 0.00 | 0.00 | 0.00 | |
| E | SW | 401 | IIN | | UCIF-SEWER-IND IN | 5 | 50.00 | 0.00 | 0.00 | 0.00 | |
| | | | | | ** CATEGORY TOTAL ** | SW | 1,849.69 | 0.00 | 0.00 | 0.00 | 1,155.0000 |
| E | WA | 200 | E | | WATER -IND INSIDE | 8 | 2,133.53 | 0.00 | 0.00 | 0.00 | 3,539.0000 |
| E | WA | 200 | S | | WATER -SEWER METERS | 2 | 1,201.61 | 0.00 | 0.00 | 0.00 | 2,297.0000 |
| E | WA | 200 | X | | WATER -ZERO CHG | 2 | 0.00 | 0.00 | 0.00 | 0.00 | |
| E | WA | 203 | 1" | | UCIF-WATER -1" | 2 | 6.00 | 0.00 | 0.00 | 0.00 | |
| E | WA | 203 | 2" | | UCIF-WATER -2" | 4 | 36.00 | 0.00 | 0.00 | 0.00 | |
| E | WA | 203 | 3/4" | | UCIF-WATER -3/4" | 1 | 2.00 | 0.00 | 0.00 | 0.00 | |
| E | WA | 203 | 4" | | UCIF-WATER -4" | 1 | 10.00 | 0.00 | 0.00 | 0.00 | |
| | | | | | ** CATEGORY TOTAL ** | WA | 3,389.14 | 0.00 | 0.00 | 0.00 | 5,836.0000 |
| | | | | | ** CLASS TOTAL ** | E | 8,259.10 | 2,109.09 | 1,864.49 | 153.82 | |
| F | GR | 100 | A | | COMMERCIAL HAND PU | 2 | 45.18 | 0.00 | 45.18 | 3.72 | |
| F | GR | 100 | B2 | | COMM 2 YD CONTAINER | 1 | 67.55 | 0.00 | 67.55 | 5.57 | |
| | | | | | ** CATEGORY TOTAL ** | GR | 112.73 | 0.00 | 112.73 | 9.29 | |

7/01/2020 1:38 PM
 DATES: 6/01/2020 THRU 6/30/2020
 BOOK:

**** MONTHLY BILLING REPORT ****

PAGE: 10

===== CUSTOMER CLASS TOTALS =====

| CLASS | SERV | RATE | CAT | CODE | TABLE | DESCRIPTION | NUMBER | TOTAL NET | FUEL-ADJ | TAXABLE | TOTAL TAX | CONSUMPTION |
|-------|------|------|------|------|-------|----------------------|--------|------------|-----------|---------|-----------|-------------|
| F | GS | 300 | 2 | | | GAS-IND.OUT 400-1000 | 1 | 3,573.27 | 1,832.00 | 0.00 | 0.00 | 800.0000 |
| F | GS | 300 | ATR | | | GAS -ATMOS TRANSPORT | 3 | 5,257.50 | 0.00 | 0.00 | 0.00 | 10,515.0000 |
| F | GS | 300 | CCH | | | GAS -COMODITY CHARGE | 3 | 1,051.50 | 0.00 | 0.00 | 0.00 | 10,515.0000 |
| F | GS | 300 | CTR | | | GAS -CITY TRANSPORT | 3 | 1,892.70 | 0.00 | 0.00 | 0.00 | 10,515.0000 |
| F | GS | 300 | F | | | GAS -IND OUTSIDE | 2 | 47,411.10 | 41,526.86 | 0.00 | 0.00 | 18,134.0000 |
| F | GS | 300 | FCO | | | GAS -FUEL COST-GRANT | 3 | 23,553.60 | 0.00 | 0.00 | 0.00 | 10,515.0000 |
| F | GS | 300 | H | | | GAS-S.IND.OUT 0-399 | 5 | 1,539.27 | 670.97 | 30.88 | 2.08 | 293.0000 |
| F | GS | 300 | Z | | | GAS ZERO CHARGE | 2 | 0.00 | 0.00 | 0.00 | 0.00 | |
| | | | | | | ** CATEGORY TOTAL ** | GS | 84,278.94 | 44,029.83 | 30.88 | 2.08 | 61,287.0000 |
| F | SDF | 500 | IN | | | ST & DR FEE-I N | 1 | 23.50 | 0.00 | 0.00 | 0.00 | |
| F | SDF | 500 | INO | | | ST & DR FEE- I N O | 19 | 446.50 | 0.00 | 0.00 | 0.00 | |
| | | | | | | ** CATEGORY TOTAL ** | SDF | 470.00 | 0.00 | 0.00 | 0.00 | |
| F | SW | 400 | E | | | INDUSTRIAL INSIDE | 15 | 5,223.49 | 0.00 | 0.00 | 0.00 | 7,468.0000 |
| F | SW | 400 | I | | | IND OUT SEWER ONLY | 2 | 3,106.17 | 0.00 | 0.00 | 0.00 | 3,715.0000 |
| F | SW | 400 | SSC | | | SEWER SURCHARGE | 2 | 60.28 | 0.00 | 0.00 | 0.00 | |
| F | SW | 401 | CIN | | | UCIF-SEWER-COM IN | 2 | 7.00 | 0.00 | 0.00 | 0.00 | |
| F | SW | 401 | IIN | | | UCIF-SEWER-IND IN | 13 | 130.00 | 0.00 | 0.00 | 0.00 | |
| F | SW | 401 | IOU | | | UCIF-SEWER-IND OUT | 2 | 30.00 | 0.00 | 0.00 | 0.00 | |
| F | SW | 401 | RIN | | | UCIF-SEWER -RES IN | | 0.00 | 0.00 | 0.00 | 0.00 | |
| | | | | | | ** CATEGORY TOTAL ** | SW | 8,556.94 | 0.00 | 0.00 | 0.00 | 11,183.0000 |
| F | WA | 200 | F | | | WATER -IND OUTSIDE | 20 | 7,764.52 | 0.00 | 0.00 | 0.00 | 8,374.0000 |
| F | WA | 200 | F-3 | | | WATER-IRRIGATION-IO | 1 | 95.18 | 0.00 | 0.00 | 0.00 | 43.0000 |
| F | WA | 200 | X | | | WATER -ZERO CHG | 2 | 0.00 | 0.00 | 0.00 | 0.00 | 3,715.0000 |
| F | WA | 203 | 1" | | | UCIF-WATER -1" | 3 | 9.00 | 0.00 | 0.00 | 0.00 | |
| F | WA | 203 | 2" | | | UCIF-WATER -2" | 9 | 60.00 | 0.00 | 0.00 | 0.00 | |
| F | WA | 203 | 3/4" | | | UCIF-WATER -3/4" | 7 | 14.00 | 0.00 | 0.00 | 0.00 | |
| F | WA | 203 | 4" | | | UCIF-WATER -4" | 1 | 10.00 | 0.00 | 0.00 | 0.00 | |
| | | | | | | ** CATEGORY TOTAL ** | WA | 7,952.70 | 0.00 | 0.00 | 0.00 | 12,132.0000 |
| | | | | | | ** CLASS TOTAL ** | F | 101,371.31 | 44,029.83 | 143.61 | 11.37 | |
| G | GR | 100 | B6 | | | COMM 6 YD CONTAINER | 1 | 328.74 | 0.00 | 0.00 | 0.00 | |
| G | GR | 100 | B8 | | | COMM 8 YD CONTAINER | 10 | 8,407.81 | 0.00 | 0.00 | 0.00 | |
| G | GR | 100 | LOC | | | LOCKING DEVICE | 2 | 35.70 | 0.00 | 0.00 | 0.00 | |
| | | | | | | ** CATEGORY TOTAL ** | GR | 8,772.25 | 0.00 | 0.00 | 0.00 | |
| G | GS | 300 | C | | | GAS -C COM INSIDE | 1 | 14.88 | 2.29 | 0.00 | 0.00 | 1.0000 |
| G | GS | 300 | E | | | GAS -E SCHOOLS | 6 | 379.89 | 199.23 | 0.00 | 0.00 | 87.0000 |
| | | | | | | ** CATEGORY TOTAL ** | GS | 394.77 | 201.52 | 0.00 | 0.00 | 88.0000 |
| G | MS | 600 | G | | | OTC - GAS | 1 | 0.00 | 0.00 | 0.00 | 0.00 | |
| G | SDF | 500 | CI | | | ST & DR FEE-C I | 7 | 129.50 | 0.00 | 0.00 | 0.00 | |
| G | SW | 400 | C | | | COMMERCIAL INSIDE | 7 | 4,519.26 | 0.00 | 0.00 | 0.00 | 10,726.0000 |
| G | SW | 401 | CIN | | | UCIF-SEWER-COM IN | 7 | 24.50 | 0.00 | 0.00 | 0.00 | |
| | | | | | | ** CATEGORY TOTAL ** | SW | 4,543.76 | 0.00 | 0.00 | 0.00 | 10,726.0000 |

===== CUSTOMER CLASS TOTALS =====

| CLASS | SERV | RATE | CAT | CODE | TABLE | DESCRIPTION | NUMBER | TOTAL NET | FUEL-ADJ | TAXABLE | TOTAL TAX | CONSUMPTION |
|----------------------|------|------|------|------|-------|----------------------|--------|-----------|----------|----------|-----------|-------------|
| G | WA | 200 | C | | | WATER -COM INSIDE | 8 | 5,717.60 | 0.00 | 0.00 | 0.00 | 10,760.0000 |
| G | WA | 200 | CIT | | | WATER -CITY USEAGE | 1 | 0.00 | 0.00 | 0.00 | 0.00 | |
| G | WA | 200 | INT | | | WATER - INTER SCHOOL | 1 | 50.49 | 0.00 | 0.00 | 0.00 | 99.0000 |
| G | WA | 200 | NIS | | | MAIN METER-INT SCHOO | 1 | 59.86 | 0.00 | 0.00 | 0.00 | 61.0000 |
| G | WA | 200 | S | | | WATER -SEWER METERS | 1 | 874.42 | 0.00 | 0.00 | 0.00 | 1,685.0000 |
| G | WA | 203 | 1" | | | UCIF-WATER -1" | 1 | 3.00 | 0.00 | 0.00 | 0.00 | |
| G | WA | 203 | 2" | | | UCIF-WATER -2" | 4 | 30.00 | 0.00 | 0.00 | 0.00 | |
| G | WA | 203 | 3" | | | UCIF-WATER -3" | 1 | 8.00 | 0.00 | 0.00 | 0.00 | |
| G | WA | 203 | 4" | | | UCIF-WATER -4" | 2 | 20.00 | 0.00 | 0.00 | 0.00 | |
| G | WA | 203 | 6" | | | UCIF-WATER -6" | 1 | 12.00 | 0.00 | 0.00 | 0.00 | |
| ** CATEGORY TOTAL ** | | | | | | | | 6,775.37 | 0.00 | 0.00 | 0.00 | 12,605.0000 |
| ** CLASS TOTAL ** | | | | | | | | 20,615.65 | 201.52 | 0.00 | 0.00 | |
| H | GR | 100 | B6 | | | COMM 6 YD CONTAINER | 2 | 1,275.84 | 0.00 | 0.00 | 0.00 | |
| H | GR | 100 | LOC | | | LOCKING DEVICE | 1 | 7.14 | 0.00 | 0.00 | 0.00 | |
| ** CATEGORY TOTAL ** | | | | | | | | 1,282.98 | 0.00 | 0.00 | 0.00 | |
| H | GS | 300 | C | | | GAS -C COM INSIDE | 2 | 880.46 | 542.73 | 0.00 | 0.00 | 237.0000 |
| H | SDF | 500 | CI | | | ST & DR FEE-C I | 4 | 74.00 | 0.00 | 0.00 | 0.00 | |
| H | SW | 400 | C | | | COMMERCIAL INSIDE | 4 | 309.86 | 0.00 | 0.00 | 0.00 | 476.0000 |
| H | SW | 401 | CIN | | | UCIF-SEWER-COM IN | 4 | 14.00 | 0.00 | 0.00 | 0.00 | |
| ** CATEGORY TOTAL ** | | | | | | | | 323.86 | 0.00 | 0.00 | 0.00 | 476.0000 |
| H | WA | 200 | C | | | WATER -COM INSIDE | 4 | 357.76 | 0.00 | 0.00 | 0.00 | 476.0000 |
| H | WA | 200 | S | | | WATER -SEWER METERS | 1 | 15.07 | 0.00 | 0.00 | 0.00 | |
| H | WA | 203 | 1" | | | UCIF-WATER -1" | 2 | 6.00 | 0.00 | 0.00 | 0.00 | |
| H | WA | 203 | 2" | | | UCIF-WATER -2" | 2 | 12.00 | 0.00 | 0.00 | 0.00 | |
| H | WA | 203 | 3/4" | | | UCIF-WATER -3/4" | 1 | 2.00 | 0.00 | 0.00 | 0.00 | |
| ** CATEGORY TOTAL ** | | | | | | | | 392.83 | 0.00 | 0.00 | 0.00 | 476.0000 |
| ** CLASS TOTAL ** | | | | | | | | 2,954.13 | 542.73 | 0.00 | 0.00 | |
| J | GS | 300 | CIT | | | GAS -CITY USEAGE | 9 | 0.00 | 0.00 | 0.00 | 0.00 | 14.0000 |
| J | WA | 200 | CIT | | | WATER -CITY USEAGE | 47 | 0.00 | 0.00 | 0.00 | 0.00 | 29,308.0000 |
| ** CLASS TOTAL ** | | | | | | | | 0.00 | 0.00 | 0.00 | 0.00 | |
| K | GR | 100 | B8 | | | COMM 8 YD CONTAINER | 3 | 2,307.96 | 0.00 | 2,307.96 | 190.40 | |
| K | GR | 100 | LOC | | | LOCKING DEVICE | 1 | 7.14 | 0.00 | 7.14 | 0.59 | |
| ** CATEGORY TOTAL ** | | | | | | | | 2,315.10 | 0.00 | 2,315.10 | 190.99 | |
| K | GS | 300 | A | | | GAS -A RES INSIDE | 3 | 522.48 | 309.15 | 831.63 | 12.47 | 135.0000 |

7/01/2020 1:38 PM
DATES: 6/01/2020 THRU 6/30/2020
BOOK:

**** MONTHLY BILLING REPORT ****

PAGE: 12

===== CUSTOMER CLASS TOTALS =====

| CLASS | SERV RATE | DESCRIPTION | NUMBER | TOTAL NET | FUEL-ADJ | TAXABLE | TOTAL TAX | CONSUMPTION |
|-------|-------------------------------|----------------------|--------|------------|-----------|------------|-----------|-------------|
| K | CAT CODE TABLE SDF 500 RES | ST & DR FEE - INSIDE | 3 | 45.00 | 0.00 | 0.00 | 0.00 | |
| K | SW 400 L | SEWER -MULTI UNIT | 3 | 695.98 | 0.00 | 0.00 | 0.00 | 2,412.0000 |
| K | SW 401 MU | UCIF-SEWER-MULTI UNI | 3 | 24.00 | 0.00 | 0.00 | 0.00 | |
| | ** CATEGORY TOTAL ** | SW | | 719.98 | 0.00 | 0.00 | 0.00 | 2,412.0000 |
| K | WA 200 K | WATER -NURSING HOME | 3 | 1,275.33 | 0.00 | 0.00 | 0.00 | 2,412.0000 |
| K | WA 200 S | WATER -SEWER METERS | 1 | 1,212.04 | 0.00 | 0.00 | 0.00 | 2,347.0000 |
| K | WA 203 2" | UCIF-WATER -2" | 3 | 24.00 | 0.00 | 0.00 | 0.00 | |
| | ** CATEGORY TOTAL ** | WA | | 2,511.37 | 0.00 | 0.00 | 0.00 | 4,759.0000 |
| | ** CLASS TOTAL ** | K | | 6,113.93 | 309.15 | 3,146.73 | 203.46 | |
| | ** GRAND TOTALS ** | | | 566,686.20 | 53,618.06 | 129,450.10 | 8,845.06 | |

7/01/2020 1:38 PM

CHECK RECONCILIATION REGISTER

PAGE: 1

COMPANY: 999 - POOLED CASH

ACCOUNT: 0-100.01

CASH IN BANK-CSB

TYPE: All

STATUS: All

FOLIO: All

CHECK DATE: 6/01/2020 THRU 6/30/2020

CLEAR DATE: 0/00/0000 THRU 99/99/9999

STATEMENT: 0/00/0000 THRU 99/99/9999

VOIDED DATE: 0/00/0000 THRU 99/99/9999

AMOUNT: 0.00 THRU 999,999,999.99

CHECK NUMBER: 000000 THRU 999999

| ACCOUNT | --DATE-- | --TYPE-- | NUMBER | -----DESCRIPTION----- | -----AMOUNT---- | STATUS | FOLIO | CLEAR DATE |
|--------------------|-----------|------------|--------|--------------------------------|-----------------|--------|-------|------------|
| BANK DRAFT: | | | | | | | | |
| 0-100.01 | 6/22/2020 | BANK-DRAFT | | voided check cashed 14398 nora | 300.00CR | POSTED | G | 6/22/2020 |
| CHECK: | | | | | | | | |
| 0-100.01 | 6/10/2020 | CHECK | 014534 | VOID CHECK | 0.00 | POSTED | A | 6/11/2020 |
| *** 0-100.01 | 6/04/2020 | CHECK | 014597 | A.L.E.R.T. | 400.00CR | POSTED | A | 6/11/2020 |
| 0-100.01 | 6/04/2020 | CHECK | 014598 | ADCOMP SYSTEMS, INC | 411.25CR | POSTED | A | 6/10/2020 |
| 0-100.01 | 6/04/2020 | CHECK | 014599 | BELT HARRIS PECHACEK LLLP | 20,380.00CR | POSTED | A | 6/10/2020 |
| 0-100.01 | 6/04/2020 | CHECK | 014600 | BRAZOS VALLEY POOLS & HOTTUBS | 1,199.96CR | POSTED | A | 6/11/2020 |
| 0-100.01 | 6/04/2020 | CHECK | 014601 | BRAZOS VALLEY TELEPHONE SYSTEM | 218.00CR | POSTED | A | 6/11/2020 |
| 0-100.01 | 6/04/2020 | CHECK | 014602 | BUREAU VERITAS NORTH AMERICA, | 1,250.00CR | POSTED | A | 6/11/2020 |
| 0-100.01 | 6/04/2020 | CHECK | 014603 | COPY CORNER | 156.00CR | POSTED | A | 6/10/2020 |
| 0-100.01 | 6/04/2020 | CHECK | 014604 | BURKE ASSET PARTNERSHIP, LTD. | 2,348.00CR | POSTED | A | 6/10/2020 |
| 0-100.01 | 6/04/2020 | CHECK | 014605 | ENTERGY TEXAS, INC | 2,166.08CR | POSTED | A | 6/10/2020 |
| 0-100.01 | 6/04/2020 | CHECK | 014606 | VOID CHECK | 0.00 | POSTED | A | 6/05/2020 |
| 0-100.01 | 6/04/2020 | CHECK | 014607 | GRIMES CENTRAL | 17,048.75CR | POSTED | A | 6/11/2020 |
| 0-100.01 | 6/04/2020 | CHECK | 014608 | IE SMART SYSTEMS LLC | 1,826.46CR | POSTED | A | 6/10/2020 |
| 0-100.01 | 6/04/2020 | CHECK | 014609 | KRONBERG'S FLAGS & FLAGPOLES | 705.10CR | POSTED | A | 6/10/2020 |
| 0-100.01 | 6/04/2020 | CHECK | 014610 | CARY L. BOVEY | 14,424.43CR | POSTED | A | 6/10/2020 |
| 0-100.01 | 6/04/2020 | CHECK | 014611 | NAVASOTA INDUSTRIAL SUPPLY LTD | 43.20CR | POSTED | A | 6/12/2020 |
| 0-100.01 | 6/04/2020 | CHECK | 014612 | O'REILLY AUTO ENTERPRISES, LLC | 570.91CR | POSTED | A | 6/11/2020 |
| 0-100.01 | 6/04/2020 | CHECK | 014613 | POSTMASTER | 208.00CR | POSTED | A | 6/10/2020 |
| 0-100.01 | 6/04/2020 | CHECK | 014614 | QUILL CORPORATION | 854.20CR | POSTED | A | 6/24/2020 |
| 0-100.01 | 6/04/2020 | CHECK | 014615 | WRIGHT INTERNET STRATEGIES, LL | 1,500.00CR | POSTED | A | 6/11/2020 |
| 0-100.01 | 6/04/2020 | CHECK | 014616 | SERRES & SON PLBG. SVCS. INC. | 275.00CR | POSTED | A | 6/10/2020 |
| 0-100.01 | 6/04/2020 | CHECK | 014617 | SIERRA RUSH | 150.00CR | POSTED | A | 6/15/2020 |
| 0-100.01 | 6/04/2020 | CHECK | 014618 | SUDDENLINK COMMUNICATIONS | 266.17CR | POSTED | A | 6/16/2020 |
| 0-100.01 | 6/04/2020 | CHECK | 014619 | TURNER, PIERCE & FULTZ, INC. | 3,108.08CR | POSTED | A | 6/11/2020 |
| 0-100.01 | 6/04/2020 | CHECK | 014620 | UNITED AG & TURF | 14.36CR | POSTED | A | 6/10/2020 |
| 0-100.01 | 6/10/2020 | CHECK | 014621 | ADCOMP SYSTEMS, INC | 515.00CR | POSTED | A | 6/17/2020 |
| 0-100.01 | 6/10/2020 | CHECK | 014622 | ANTHONY WOODS | 100.00CR | POSTED | A | 6/22/2020 |
| 0-100.01 | 6/10/2020 | CHECK | 014623 | BEARD-NAVASOTA VETERINARY HOSP | 125.20CR | POSTED | A | 6/18/2020 |
| 0-100.01 | 6/10/2020 | CHECK | 014624 | BLUEBONNET GROUND WATER | 1,459.80CR | POSTED | A | 6/22/2020 |
| 0-100.01 | 6/10/2020 | CHECK | 014625 | BRAZOS CO.HEALTH DISTRICT | 180.00CR | POSTED | A | 6/19/2020 |
| 0-100.01 | 6/10/2020 | CHECK | 014626 | BRINSON BENEFITS INC | 2,810.00CR | POSTED | A | 6/19/2020 |
| 0-100.01 | 6/10/2020 | CHECK | 014627 | BVSWMA INC. | 708.65CR | POSTED | A | 6/17/2020 |
| 0-100.01 | 6/10/2020 | CHECK | 014628 | CINTAS CORPORATION #619 | 1,212.45CR | POSTED | A | 6/22/2020 |
| 0-100.01 | 6/10/2020 | CHECK | 014629 | CITY OF NAVASOTA | 925.00CR | POSTED | A | 6/19/2020 |
| 0-100.01 | 6/10/2020 | CHECK | 014630 | CHRISTOPHER CREEKS | 600.00CR | POSTED | A | 6/15/2020 |
| 0-100.01 | 6/10/2020 | CHECK | 014631 | DXI INDUSTRIES, INC. | 1,399.25CR | POSTED | A | 6/16/2020 |
| 0-100.01 | 6/10/2020 | CHECK | 014632 | EMBASSY RECORDS MANAGEMENT & S | 660.00CR | POSTED | A | 6/19/2020 |
| 0-100.01 | 6/10/2020 | CHECK | 014633 | ENTERGY TEXAS, INC | 13,422.33CR | POSTED | A | 6/17/2020 |
| 0-100.01 | 6/10/2020 | CHECK | 014634 | VOID CHECK | 0.00 | POSTED | A | 6/11/2020 |
| 0-100.01 | 6/10/2020 | CHECK | 014635 | VOID CHECK | 0.00 | POSTED | A | 6/11/2020 |
| 0-100.01 | 6/10/2020 | CHECK | 014636 | GAJESKE, INC. | 512.26CR | POSTED | A | 6/17/2020 |

7/01/2020 1:38 PM

CHECK RECONCILIATION REGISTER

PAGE: 2

COMPANY: 999 - POOLED CASH
 ACCOUNT: 0-100.01 CASH IN BANK-CSB
 TYPE: All
 STATUS: All
 FOLIO: All

CHECK DATE: 6/01/2020 THRU 6/30/2020
 CLEAR DATE: 0/00/0000 THRU 99/99/9999
 STATEMENT: 0/00/0000 THRU 99/99/9999
 VOIDED DATE: 0/00/0000 THRU 99/99/9999
 AMOUNT: 0.00 THRU 999,999,999.99
 CHECK NUMBER: 000000 THRU 999999

| ACCOUNT | --DATE-- | --TYPE-- | NUMBER | -----DESCRIPTION----- | ---AMOUNT--- | STATUS | FOLIO | CLEAR DATE |
|----------|-----------|----------|--------|-----------------------------------|--------------|---------|-------|------------|
| CHECK: | | | | | | | | |
| 0-100.01 | 6/10/2020 | CHECK | 014637 | GALLS, LLC | 75.00CR | POSTED | A | 6/18/2020 |
| 0-100.01 | 6/10/2020 | CHECK | 014638 | GLENN FUQUA, INC. | 1,376.75CR | POSTED | A | 6/18/2020 |
| 0-100.01 | 6/10/2020 | CHECK | 014639 | GREEN TEAMS, INC. | 24,244.00CR | POSTED | A | 6/17/2020 |
| 0-100.01 | 6/10/2020 | CHECK | 014640 | GRIMES COUNTY | 104.00CR | POSTED | A | 6/18/2020 |
| 0-100.01 | 6/10/2020 | CHECK | 014641 | LEVEL 3 COMMUNICATIONS, LLC | 2,398.76CR | POSTED | A | 6/17/2020 |
| 0-100.01 | 6/10/2020 | CHECK | 014642 | LIFEGUARD PRO | 698.00CR | POSTED | A | 6/12/2020 |
| 0-100.01 | 6/10/2020 | CHECK | 014643 | MARITZA CASTILLO | 150.00CR | POSTED | A | 6/19/2020 |
| 0-100.01 | 6/10/2020 | CHECK | 014644 | MCCREARY, VESELKA, BRAGG&ALLEN, P | 1,004.55CR | POSTED | A | 6/18/2020 |
| 0-100.01 | 6/10/2020 | CHECK | 014645 | SOCORRO OROZCO | 2,178.00CR | POSTED | A | 6/23/2020 |
| 0-100.01 | 6/10/2020 | CHECK | 014646 | PITNEY BOWES GLOBAL FINANCIAL | 699.00CR | POSTED | A | 6/22/2020 |
| 0-100.01 | 6/10/2020 | CHECK | 014647 | REPUBLIC SERVICES #473 | 78,688.78CR | POSTED | A | 6/17/2020 |
| 0-100.01 | 6/10/2020 | CHECK | 014648 | RUDY GARZA | 925.00CR | POSTED | A | 6/16/2020 |
| 0-100.01 | 6/10/2020 | CHECK | 014649 | SIRCHIE AQUISITION COMPANY, IN | 547.65CR | POSTED | A | 6/17/2020 |
| 0-100.01 | 6/10/2020 | CHECK | 014650 | TAMMY SANFORD | 300.00CR | POSTED | A | 6/17/2020 |
| 0-100.01 | 6/10/2020 | CHECK | 014651 | TEAM FORD MERCURY LLC | 570.15CR | POSTED | A | 6/18/2020 |
| 0-100.01 | 6/10/2020 | CHECK | 014652 | TEXAS COMMUNICATIONS | 4,105.18CR | POSTED | A | 6/19/2020 |
| 0-100.01 | 6/10/2020 | CHECK | 014653 | THE MANAGEMENT CONNECTION, INC | 575.00CR | POSTED | A | 6/17/2020 |
| 0-100.01 | 6/10/2020 | CHECK | 014654 | TELVA KESLER | 789.12CR | POSTED | A | 6/19/2020 |
| 0-100.01 | 6/10/2020 | CHECK | 014655 | TRACTOR SUPPLY CREDIT PLAN | 18.99CR | POSTED | A | 6/17/2020 |
| 0-100.01 | 6/10/2020 | CHECK | 014656 | VERIZON BUSINESS | 56.97CR | POSTED | A | 6/17/2020 |
| 0-100.01 | 6/10/2020 | CHECK | 014657 | WALLACE MOBILE AC REPAIR | 350.00CR | POSTED | A | 6/18/2020 |
| 0-100.01 | 6/10/2020 | CHECK | 014658 | XEROX BUSINESS SOLUTIONS SW | 123.20CR | POSTED | A | 6/16/2020 |
| 0-100.01 | 6/18/2020 | CHECK | 014659 | AGRISEL USA, INC | 1,375.00CR | POSTED | A | 6/24/2020 |
| 0-100.01 | 6/18/2020 | CHECK | 014660 | BAYLOR LUMBER & BLDG.CO., INC | 861.63CR | POSTED | A | 6/25/2020 |
| 0-100.01 | 6/18/2020 | CHECK | 014661 | BELT HARRIS PECHACEK LLLP | 5,350.00CR | POSTED | A | 6/29/2020 |
| 0-100.01 | 6/18/2020 | CHECK | 014662 | BPS SUPPLY GROUP | 930.00CR | POSTED | A | 6/25/2020 |
| 0-100.01 | 6/18/2020 | CHECK | 014663 | CHAPARRAL LABORATORIES, INC. | 2,080.00CR | OUTSTND | A | 0/00/0000 |
| 0-100.01 | 6/18/2020 | CHECK | 014664 | CITIBANK, N.A | 5,072.38CR | POSTED | A | 6/26/2020 |
| 0-100.01 | 6/18/2020 | CHECK | 014665 | CORE & MAIN, LP | 196.00CR | POSTED | A | 6/24/2020 |
| 0-100.01 | 6/18/2020 | CHECK | 014666 | D&S CONTRACTING INC | 111,019.80CR | POSTED | A | 6/25/2020 |
| 0-100.01 | 6/18/2020 | CHECK | 014667 | DON HART'S RADIATOR SERVICE CE | 380.00CR | POSTED | A | 6/25/2020 |
| 0-100.01 | 6/18/2020 | CHECK | 014668 | DXI INDUSTRIES, INC. | 1,557.25CR | POSTED | A | 6/23/2020 |
| 0-100.01 | 6/18/2020 | CHECK | 014669 | ENTERGY TEXAS, INC | 4,515.85CR | POSTED | A | 6/24/2020 |
| 0-100.01 | 6/18/2020 | CHECK | 014670 | PHN FINANCIAL | 175.00CR | OUTSTND | A | 0/00/0000 |
| 0-100.01 | 6/18/2020 | CHECK | 014671 | GRANTWORKS, INC. | 3,025.00CR | POSTED | A | 6/25/2020 |
| 0-100.01 | 6/18/2020 | CHECK | 014672 | KALEESHA DAVIS | 150.00CR | OUTSTND | A | 0/00/0000 |
| 0-100.01 | 6/18/2020 | CHECK | 014673 | KBTX | 785.00CR | POSTED | A | 6/25/2020 |
| 0-100.01 | 6/18/2020 | CHECK | 014674 | KNIGHT SECURITY SYSTEM, LLC | 1,609.59CR | POSTED | A | 6/25/2020 |
| 0-100.01 | 6/18/2020 | CHECK | 014675 | KSA ENGINEERS | 16,424.00CR | POSTED | A | 6/24/2020 |
| 0-100.01 | 6/18/2020 | CHECK | 014676 | MES-TEXAS | 175.00CR | POSTED | A | 6/26/2020 |
| 0-100.01 | 6/18/2020 | CHECK | 014677 | MSC INDUSTRIAL SUPPLY CO. | 1,063.16CR | POSTED | A | 6/25/2020 |
| 0-100.01 | 6/18/2020 | CHECK | 014678 | NAVASOTA EXAMINER | 741.25CR | POSTED | A | 6/23/2020 |
| 0-100.01 | 6/18/2020 | CHECK | 014679 | PARADIGM ALLIANCE, INC. | 1,420.92CR | POSTED | A | 6/26/2020 |
| 0-100.01 | 6/18/2020 | CHECK | 014680 | QUILL CORPORATION | 758.16CR | POSTED | A | 6/30/2020 |

7/01/2020 1:38 PM

CHECK RECONCILIATION REGISTER

PAGE: 3

COMPANY: 999 - POOLED CASH

ACCOUNT: 0-100.01

CASH IN BANK-CSB

TYPE: All

STATUS: All

FOLIO: All

CHECK DATE: 6/01/2020 THRU 6/30/2020

CLEAR DATE: 0/00/0000 THRU 99/99/9999

STATEMENT: 0/00/0000 THRU 99/99/9999

VOIDED DATE: 0/00/0000 THRU 99/99/9999

AMOUNT: 0.00 THRU 999,999,999.99

CHECK NUMBER: 000000 THRU 999999

| ACCOUNT | --DATE-- | --TYPE-- | NUMBER | -----DESCRIPTION----- | ----AMOUNT---- | STATUS | FOLIO | CLEAR DATE |
|----------|-----------|----------|--------|--------------------------------|----------------|---------|-------|------------|
| CHECK: | | | | | | | | |
| 0-100.01 | 6/18/2020 | CHECK | 014681 | TAMMY TAYLOR | 100.00CR | OUTSTND | A | 0/00/0000 |
| 0-100.01 | 6/18/2020 | CHECK | 014682 | TEXAS CUSTOM OUTFITTERS INC. | 297.69CR | POSTED | A | 6/25/2020 |
| 0-100.01 | 6/18/2020 | CHECK | 014683 | TXTAG | 2.30CR | POSTED | A | 6/26/2020 |
| 0-100.01 | 6/18/2020 | CHECK | 014684 | XEROX FINANCIAL SERVICES, LLC | 258.00CR | POSTED | A | 6/30/2020 |
| 0-100.01 | 6/25/2020 | CHECK | 014685 | AMERICAN ICE MACHINES | 150.47CR | POSTED | A | 6/30/2020 |
| 0-100.01 | 6/25/2020 | CHECK | 014686 | ASHFORD & OLIVER | 25.00CR | OUTSTND | A | 0/00/0000 |
| 0-100.01 | 6/25/2020 | CHECK | 014687 | BRYAN HOSE & GASKET, INC. | 105.63CR | OUTSTND | A | 0/00/0000 |
| 0-100.01 | 6/25/2020 | CHECK | 014688 | C.C.CREATIONS LTD | 1,091.00CR | POSTED | A | 6/30/2020 |
| 0-100.01 | 6/25/2020 | CHECK | 014689 | CEC | 2,879.00CR | OUTSTND | A | 0/00/0000 |
| 0-100.01 | 6/25/2020 | CHECK | 014690 | CITY OF NAVASOTA | 1,000.00CR | POSTED | A | 6/26/2020 |
| 0-100.01 | 6/25/2020 | CHECK | 014691 | CIVIC PLUS | 7,183.33CR | OUTSTND | A | 0/00/0000 |
| 0-100.01 | 6/25/2020 | CHECK | 014692 | CORE & MAIN, LP | 213.81CR | OUTSTND | A | 0/00/0000 |
| 0-100.01 | 6/25/2020 | CHECK | 014693 | ENTERGY TEXAS, INC | 30.84CR | POSTED | A | 6/30/2020 |
| 0-100.01 | 6/25/2020 | CHECK | 014694 | EQUIPMENT CONTROLS COMPANY, IN | 144.89CR | OUTSTND | A | 0/00/0000 |
| 0-100.01 | 6/25/2020 | CHECK | 014695 | FRANK VACANTE, JR. | 622.19CR | OUTSTND | A | 0/00/0000 |
| 0-100.01 | 6/25/2020 | CHECK | 014696 | GRANTWORKS, INC. | 67,000.00CR | OUTSTND | A | 0/00/0000 |
| 0-100.01 | 6/25/2020 | CHECK | 014697 | GREEN TEAMS, INC. | 323.18CR | POSTED | A | 6/30/2020 |
| 0-100.01 | 6/25/2020 | CHECK | 014698 | GRIMESCOUNTY.NET | 200.00CR | POSTED | A | 6/30/2020 |
| 0-100.01 | 6/25/2020 | CHECK | 014699 | HAHN EQUIPMENT CO., INC. | 10,606.00CR | POSTED | A | 6/30/2020 |
| 0-100.01 | 6/25/2020 | CHECK | 014700 | HAR-CON MECHANICAL CONTRACTORS | 2,816.75CR | OUTSTND | A | 0/00/0000 |
| 0-100.01 | 6/25/2020 | CHECK | 014701 | HYDRAULIC WORKS, INC. | 726.78CR | OUTSTND | A | 0/00/0000 |
| 0-100.01 | 6/25/2020 | CHECK | 014702 | JARVIS TIRE AND WHEEL, LLC | 1,255.51CR | OUTSTND | A | 0/00/0000 |
| 0-100.01 | 6/25/2020 | CHECK | 014703 | JONES & CARTER, INC. | 12,075.00CR | OUTSTND | A | 0/00/0000 |
| 0-100.01 | 6/25/2020 | CHECK | 014704 | KNIGHT SECURITY SYSTEM, LLC | 2,409.21CR | OUTSTND | A | 0/00/0000 |
| 0-100.01 | 6/25/2020 | CHECK | 014705 | LONE STAR EMERGENCY GROUP | 19,215.45CR | POSTED | A | 6/30/2020 |
| 0-100.01 | 6/25/2020 | CHECK | 014706 | LONESTAR TRUCK GROUP | 37.65CR | POSTED | A | 6/30/2020 |
| 0-100.01 | 6/25/2020 | CHECK | 014707 | MATRIX SECURITY & FIRE SERVICE | 114.00CR | OUTSTND | A | 0/00/0000 |
| 0-100.01 | 6/25/2020 | CHECK | 014708 | MID-SOUTH SYNERGY | 369.11CR | POSTED | A | 6/30/2020 |
| 0-100.01 | 6/25/2020 | CHECK | 014709 | MOORE SUPPLY COMPANY | 287.81CR | POSTED | A | 6/30/2020 |
| 0-100.01 | 6/25/2020 | CHECK | 014710 | ASSURE CO RISK MANAGEMENT & RE | 4,700.00CR | OUTSTND | A | 0/00/0000 |
| 0-100.01 | 6/25/2020 | CHECK | 014711 | MINER, LTD | 1,772.80CR | POSTED | A | 6/30/2020 |
| 0-100.01 | 6/25/2020 | CHECK | 014712 | POOLSURE | 1,448.70CR | POSTED | A | 6/30/2020 |
| 0-100.01 | 6/25/2020 | CHECK | 014713 | S-CON SERVICES INC. | 3,456.74CR | OUTSTND | A | 0/00/0000 |
| 0-100.01 | 6/25/2020 | CHECK | 014714 | SOUTHEAST TEXAS VIDEOWORKS | 275.00CR | OUTSTND | A | 0/00/0000 |
| 0-100.01 | 6/25/2020 | CHECK | 014715 | STRAND ASSOCIATES, INC. | 900.00CR | OUTSTND | A | 0/00/0000 |
| 0-100.01 | 6/25/2020 | CHECK | 014716 | THE MANAGEMENT CONNECTION, INC | 1,060.00CR | POSTED | A | 6/30/2020 |
| 0-100.01 | 6/25/2020 | CHECK | 014717 | VERIZON WIRELESS | 2,304.18CR | POSTED | A | 6/30/2020 |
| 0-100.01 | 6/25/2020 | CHECK | 014718 | WAL-MART COMMUNITY/SYNCR | 165.95CR | POSTED | A | 6/30/2020 |
| 0-100.01 | 6/25/2020 | CHECK | 014719 | WALKER PARTNERS | 1,200.00CR | OUTSTND | A | 0/00/0000 |
| 0-100.01 | 6/25/2020 | CHECK | 014720 | XEROX FINANCIAL SERVICES, LLC | 1,662.52CR | OUTSTND | A | 0/00/0000 |
| 0-100.01 | 6/26/2020 | CHECK | 014721 | REFUND: PEREZ, XAVIER C | 97.94CR | OUTSTND | U | 0/00/0000 |
| 0-100.01 | 6/26/2020 | CHECK | 014722 | REFUND: SALSAS TAQUERIA | 80.07CR | OUTSTND | U | 0/00/0000 |
| 0-100.01 | 6/26/2020 | CHECK | 014723 | REFUND: CROWE, MICHAEL/MELINDA | 94.29CR | POSTED | U | 6/30/2020 |
| 0-100.01 | 6/26/2020 | CHECK | 014724 | REFUND: SULLIVAN, ROBERT EDEN | 106.75CR | OUTSTND | U | 0/00/0000 |

7/01/2020 1:38 PM

CHECK RECONCILIATION REGISTER

PAGE: 4

COMPANY: 999 - POOLED CASH

ACCOUNT: 0-100.01

CASH IN BANK-CSB

TYPE: All

STATUS: All

FOLIO: All

CHECK DATE: 6/01/2020 THRU 6/30/2020

CLEAR DATE: 0/00/0000 THRU 99/99/9999

STATEMENT: 0/00/0000 THRU 99/99/9999

VOIDED DATE: 0/00/0000 THRU 99/99/9999

AMOUNT: 0.00 THRU 999,999,999.99

CHECK NUMBER: 000000 THRU 999999

| ACCOUNT | --DATE-- | --TYPE-- | NUMBER | -----DESCRIPTION----- | -----AMOUNT---- | STATUS | FOLIO | CLEAR DATE |
|----------|-----------|----------|--------|--------------------------------|-----------------|---------|-------|------------|
| CHECK: | | | | | | | | |
| 0-100.01 | 6/26/2020 | CHECK | 014725 | REFUND: MAREK, DEMI MICHELLE | 64.19CR | OUTSTND | U | 0/00/0000 |
| 0-100.01 | 6/26/2020 | CHECK | 014726 | REFUND: BELLOMY, PATRICIA GAYL | 115.91CR | OUTSTND | U | 0/00/0000 |
| 0-100.01 | 6/26/2020 | CHECK | 014727 | REFUND: POLANCO BERRIOS, VICTO | 108.21CR | OUTSTND | U | 0/00/0000 |
| 0-100.01 | 6/26/2020 | CHECK | 014728 | REFUND: ALVAREZ, JORGE | 25.62CR | OUTSTND | U | 0/00/0000 |
| 0-100.01 | 6/26/2020 | CHECK | 014729 | REFUND: HERRERA, JANIE | 97.48CR | OUTSTND | U | 0/00/0000 |
| 0-100.01 | 6/26/2020 | CHECK | 014730 | REFUND: MCHUGH, ROBERT CAMERON | 89.24CR | OUTSTND | U | 0/00/0000 |
| 0-100.01 | 6/26/2020 | CHECK | 014731 | REFUND: VANN NOLAN, MARK ARON | 19.77CR | OUTSTND | U | 0/00/0000 |
| 0-100.01 | 6/26/2020 | CHECK | 014732 | REFUND: PATE, ADAM RAY | 136.28CR | OUTSTND | U | 0/00/0000 |
| 0-100.01 | 6/26/2020 | CHECK | 014733 | REFUND: WEEMS, BARBARA TYANN | 76.13CR | OUTSTND | U | 0/00/0000 |
| 0-100.01 | 6/26/2020 | CHECK | 014734 | REFUND: HYATT, LAUREN | 86.66CR | OUTSTND | U | 0/00/0000 |
| 0-100.01 | 6/26/2020 | CHECK | 014735 | REFUND: COMPEAN, BILLY TORRES | 56.38CR | OUTSTND | U | 0/00/0000 |
| 0-100.01 | 6/26/2020 | CHECK | 014736 | REFUND: SCHERER, FRED & GLENDA | 126.60CR | OUTSTND | U | 0/00/0000 |
| 0-100.01 | 6/29/2020 | CHECK | 014737 | CENTURYLINK | 5,264.73CR | OUTSTND | A | 0/00/0000 |
| 0-100.01 | 6/29/2020 | CHECK | 014738 | DELL MARKETING L.P. | 10,113.22CR | OUTSTND | A | 0/00/0000 |
| 0-100.01 | 6/29/2020 | CHECK | 014739 | ENTERGY TEXAS, INC | 6,323.80CR | OUTSTND | A | 0/00/0000 |
| 0-100.01 | 6/29/2020 | CHECK | 014740 | RAILROAD COMMISSION OF TEXAS | 562.50CR | OUTSTND | A | 0/00/0000 |
| 0-100.01 | 6/29/2020 | CHECK | 014741 | SHI-GOVERNMENT SOLUTIONS, INC. | 208.11CR | OUTSTND | A | 0/00/0000 |
| 0-100.01 | 6/29/2020 | CHECK | 014742 | TX COMPTROLLER OF PUBLIC ACCOU | 100.00CR | OUTSTND | A | 0/00/0000 |
| 0-100.01 | 6/29/2020 | CHECK | 014743 | TYLER TECHNOLOGIES, INC. | 1,120.93CR | OUTSTND | A | 0/00/0000 |

DEPOSIT:

| | | | | | | | | |
|----------|-----------|---------|--------|------------------------------|-----------|--------|---|-----------|
| 0-100.01 | 6/01/2020 | DEPOSIT | | utility app dep 0529 | 198.00 | POSTED | G | 6/01/2020 |
| 0-100.01 | 6/01/2020 | DEPOSIT | 000001 | DAILY CASH POSTING 6/01/2020 | 52,472.35 | POSTED | C | 6/03/2020 |
| 0-100.01 | 6/02/2020 | DEPOSIT | | ONLINE PAYMENT 6/02/2020 | 5,321.11 | POSTED | C | 6/03/2020 |
| 0-100.01 | 6/02/2020 | DEPOSIT | 000001 | adcom cust fee 0601 | 7.50 | POSTED | G | 6/03/2020 |
| 0-100.01 | 6/02/2020 | DEPOSIT | 000002 | DEP 0602 | 72.75 | POSTED | G | 6/04/2020 |
| 0-100.01 | 6/02/2020 | DEPOSIT | 000003 | DAILY CASH POSTING 6/02/2020 | 7,715.02 | POSTED | C | 6/04/2020 |
| 0-100.01 | 6/02/2020 | DEPOSIT | 000004 | CASH RECEIPTS | 737.90 | POSTED | G | 6/03/2020 |
| 0-100.01 | 6/03/2020 | DEPOSIT | | ONLINE PAYMENT 6/03/2020 | 3,904.50 | POSTED | C | 6/03/2020 |
| 0-100.01 | 6/03/2020 | DEPOSIT | 000001 | adcom cust fee 0602 | 8.75 | POSTED | G | 6/03/2020 |
| 0-100.01 | 6/03/2020 | DEPOSIT | 000002 | permit cc | 146.55 | POSTED | G | 6/03/2020 |
| 0-100.01 | 6/03/2020 | DEPOSIT | 000003 | DAILY CASH POSTING 6/03/2020 | 15,586.69 | POSTED | C | 6/05/2020 |
| 0-100.01 | 6/04/2020 | DEPOSIT | | ONLINE PAYMENT 6/04/2020 | 3,916.81 | POSTED | C | 6/05/2020 |
| 0-100.01 | 6/04/2020 | DEPOSIT | 000001 | adcom cust fee 0603 | 7.50 | POSTED | G | 6/05/2020 |
| 0-100.01 | 6/04/2020 | DEPOSIT | 000002 | permit cc 0603 | 55.62 | POSTED | G | 6/04/2020 |
| 0-100.01 | 6/04/2020 | DEPOSIT | 000003 | utility app dep 0603 | 99.00 | POSTED | G | 6/04/2020 |
| 0-100.01 | 6/04/2020 | DEPOSIT | 000004 | DEP 060420 | 27.95 | POSTED | G | 6/08/2020 |
| 0-100.01 | 6/04/2020 | DEPOSIT | 000005 | GOV DEALS AUCTION 0520 | 1,836.51 | POSTED | G | 6/05/2020 |
| 0-100.01 | 6/04/2020 | DEPOSIT | 000006 | DAILY CASH POSTING 6/04/2020 | 15,896.13 | POSTED | C | 6/08/2020 |
| 0-100.01 | 6/05/2020 | DEPOSIT | | ONLINE PAYMENT 6/05/2020 | 7,582.33 | POSTED | C | 6/08/2020 |
| 0-100.01 | 6/05/2020 | DEPOSIT | 000001 | utility app online 0603 | 99.00 | POSTED | G | 6/05/2020 |
| 0-100.01 | 6/05/2020 | DEPOSIT | 000002 | adcom cust fee 0604 | 7.50 | POSTED | G | 6/08/2020 |
| 0-100.01 | 6/05/2020 | DEPOSIT | 000003 | building permit cc 0604 | 254.41 | POSTED | G | 6/05/2020 |
| 0-100.01 | 6/05/2020 | DEPOSIT | 000004 | bullet proof vest grant 0605 | 729.42 | POSTED | G | 6/08/2020 |

7/01/2020 1:38 PM

CHECK RECONCILIATION REGISTER

PAGE: 5

COMPANY: 999 - POOLED CASH

ACCOUNT: 0-100.01

CASH IN BANK-CSB

TYPE: All

STATUS: All

FOLIO: All

CHECK DATE: 6/01/2020 THRU 6/30/2020

CLEAR DATE: 0/00/0000 THRU 99/99/9999

STATEMENT: 0/00/0000 THRU 99/99/9999

VOIDED DATE: 0/00/0000 THRU 99/99/9999

AMOUNT: 0.00 THRU 999,999,999.99

CHECK NUMBER: 000000 THRU 999999

| ACCOUNT | --DATE-- | --TYPE-- | NUMBER | -----DESCRIPTION----- | -----AMOUNT--- | STATUS | FOLIO | CLEAR DATE |
|----------|-----------|----------|--------|------------------------------|----------------|--------|-------|------------|
| DEPOSIT: | | | | | | | | |
| 0-100.01 | 6/05/2020 | DEPOSIT | 000005 | CASH RECEIPTS | 162.00 | POSTED | G | 6/08/2020 |
| 0-100.01 | 6/05/2020 | DEPOSIT | 000006 | TAXES COLLECTED 0505-0601 | 58,142.52 | POSTED | G | 6/08/2020 |
| 0-100.01 | 6/08/2020 | DEPOSIT | | DAILY CASH POSTING 6/08/2020 | 60,860.81 | POSTED | C | 6/08/2020 |
| 0-100.01 | 6/08/2020 | DEPOSIT | 000001 | ONLINE PAYMENT 6/08/2020 | 13,194.64 | POSTED | C | 6/08/2020 |
| 0-100.01 | 6/08/2020 | DEPOSIT | 000002 | adcom cust fee 0605-0607 | 45.00 | POSTED | G | 6/08/2020 |
| 0-100.01 | 6/08/2020 | DEPOSIT | 000003 | building permit 0605 | 958.93 | POSTED | G | 6/08/2020 |
| 0-100.01 | 6/08/2020 | DEPOSIT | 000004 | DEP 060820 | 1,183.97 | POSTED | G | 6/10/2020 |
| 0-100.01 | 6/08/2020 | DEPOSIT | 000005 | DAILY CASH POSTING 6/08/2020 | 44,233.87 | POSTED | C | 6/10/2020 |
| 0-100.01 | 6/09/2020 | DEPOSIT | | ONLINE PAYMENT 6/09/2020 | 9,070.03 | POSTED | C | 6/10/2020 |
| 0-100.01 | 6/09/2020 | DEPOSIT | 000001 | adcom cust fee 0608 | 10.00 | POSTED | G | 6/10/2020 |
| 0-100.01 | 6/09/2020 | DEPOSIT | 000002 | CASH RECEIPTS | 273.00 | POSTED | G | 6/09/2020 |
| 0-100.01 | 6/09/2020 | DEPOSIT | 000003 | DAILY CASH POSTING 6/09/2020 | 7,760.78 | POSTED | C | 6/11/2020 |
| 0-100.01 | 6/10/2020 | DEPOSIT | | ONLINE PAYMENT 6/10/2020 | 5,112.74 | POSTED | C | 6/11/2020 |
| 0-100.01 | 6/10/2020 | DEPOSIT | 000001 | adcom cust fee 0609 | 12.50 | POSTED | G | 6/11/2020 |
| 0-100.01 | 6/10/2020 | DEPOSIT | 000002 | building permit | 25.75 | POSTED | G | 6/10/2020 |
| 0-100.01 | 6/10/2020 | DEPOSIT | 000003 | CASH RECEIPTS | 202.00 | POSTED | G | 6/10/2020 |
| 0-100.01 | 6/10/2020 | DEPOSIT | 000004 | DAILY CASH POSTING 6/10/2020 | 10,380.60 | POSTED | C | 6/12/2020 |
| 0-100.01 | 6/10/2020 | DEPOSIT | 000005 | DRAFT POSTING | 106,339.35 | POSTED | U | 6/12/2020 |
| 0-100.01 | 6/10/2020 | DEPOSIT | 000006 | CC DRAFT POSTING | 7,101.28 | POSTED | U | 6/12/2020 |
| 0-100.01 | 6/11/2020 | DEPOSIT | | ONLINE PAYMENT 6/11/2020 | 11,313.76 | POSTED | C | 6/12/2020 |
| 0-100.01 | 6/11/2020 | DEPOSIT | 000001 | adcom cust fee 0610 | 32.50 | POSTED | G | 6/12/2020 |
| 0-100.01 | 6/11/2020 | DEPOSIT | 000002 | utility app dep | 99.00 | POSTED | G | 6/11/2020 |
| 0-100.01 | 6/11/2020 | DEPOSIT | 000003 | permit cc 0610 | 163.77 | POSTED | G | 6/11/2020 |
| 0-100.01 | 6/11/2020 | DEPOSIT | 000004 | sales tax 0620 | 150,141.95 | POSTED | G | 6/12/2020 |
| 0-100.01 | 6/11/2020 | DEPOSIT | 000005 | DAILY PAYMENT POSTING | 560.27 | POSTED | U | 6/12/2020 |
| 0-100.01 | 6/11/2020 | DEPOSIT | 000006 | gov deasl auction proceeds | 4,509.00 | POSTED | G | 6/12/2020 |
| 0-100.01 | 6/11/2020 | DEPOSIT | 000007 | DAILY CASH POSTING 6/11/2020 | 11,898.21 | POSTED | C | 6/15/2020 |
| 0-100.01 | 6/12/2020 | DEPOSIT | | ONLINE PAYMENT 6/12/2020 | 13,919.77 | POSTED | C | 6/15/2020 |
| 0-100.01 | 6/12/2020 | DEPOSIT | 000001 | addcom cust fee 0611 | 18.75 | POSTED | G | 6/15/2020 |
| 0-100.01 | 6/12/2020 | DEPOSIT | 000002 | PERMIT CC 0611 | 152.85 | POSTED | G | 6/12/2020 |
| 0-100.01 | 6/12/2020 | DEPOSIT | 000003 | UTILITY APP 0610 | 198.00 | POSTED | G | 6/12/2020 |
| 0-100.01 | 6/12/2020 | DEPOSIT | 000004 | CITI CC REBATE | 1,134.12 | POSTED | G | 6/12/2020 |
| 0-100.01 | 6/12/2020 | DEPOSIT | 000005 | CITI CC REBATE | 262,247.18 | POSTED | G | 6/12/2020 |
| 0-100.01 | 6/12/2020 | DEPOSIT | 000006 | dep 061212 | 229.10 | POSTED | G | 6/08/2020 |
| 0-100.01 | 6/12/2020 | DEPOSIT | 000007 | dep 0615 glo 2015 flood 7 | 241,854.30 | POSTED | G | 6/15/2020 |
| 0-100.01 | 6/12/2020 | DEPOSIT | 000008 | DAILY PAYMENT POSTING | 660.48 | POSTED | U | 6/12/2020 |
| 0-100.01 | 6/12/2020 | DEPOSIT | 000009 | CASH RECEIPTS | 173.00 | POSTED | G | 6/16/2020 |
| 0-100.01 | 6/12/2020 | DEPOSIT | 000010 | DAILY CASH POSTING 6/12/2020 | 26,630.28 | POSTED | C | 6/16/2020 |
| 0-100.01 | 6/15/2020 | DEPOSIT | | ONLINE PAYMENT 6/15/2020 | 27,957.44 | POSTED | C | 6/16/2020 |
| 0-100.01 | 6/15/2020 | DEPOSIT | 000001 | DAILY PAYMENT POSTING | 705.12 | POSTED | U | 6/15/2020 |
| 0-100.01 | 6/15/2020 | DEPOSIT | 000002 | adcom cust fee 0612-0615 | 71.25 | POSTED | G | 6/16/2020 |
| 0-100.01 | 6/15/2020 | DEPOSIT | 000003 | DEP 061520 | 24.00 | POSTED | G | 6/17/2020 |
| 0-100.01 | 6/15/2020 | DEPOSIT | 000004 | DAILY CASH POSTING 6/15/2020 | 69,457.65 | POSTED | C | 6/17/2020 |
| 0-100.01 | 6/16/2020 | DEPOSIT | | ONLINE PAYMENT 6/16/2020 | 35,804.59 | POSTED | C | 6/17/2020 |

7/01/2020 1:38 PM

CHECK RECONCILIATION REGISTER

PAGE: 6

COMPANY: 999 - POOLED CASH

ACCOUNT: 0-100.01

CASH IN BANK-CSB

TYPE: All

STATUS: All

FOLIO: All

CHECK DATE: 6/01/2020 THRU 6/30/2020

CLEAR DATE: 0/00/0000 THRU 99/99/9999

STATEMENT: 0/00/0000 THRU 99/99/9999

VOIDED DATE: 0/00/0000 THRU 99/99/9999

AMOUNT: 0.00 THRU 999,999,999.99

CHECK NUMBER: 000000 THRU 999999

| ACCOUNT | --DATE-- | --TYPE-- | NUMBER | -----DESCRIPTION----- | -----AMOUNT--- | STATUS | FOLIO | CLEAR DATE |
|----------|-----------|----------|--------|---------------------------------|----------------|--------|-------|------------|
| DEPOSIT: | | | | | | | | |
| 0-100.01 | 6/16/2020 | DEPOSIT | 000001 | adcom cust fee 0615 | 146.25 | POSTED | G | 6/17/2020 |
| 0-100.01 | 6/16/2020 | DEPOSIT | 000002 | DAILY PAYMENT POSTING - ADJ | 477.45CR | POSTED | U | 6/17/2020 |
| 0-100.01 | 6/16/2020 | DEPOSIT | 000003 | DAILY PAYMENT POSTING | 477.45 | POSTED | U | 6/17/2020 |
| 0-100.01 | 6/16/2020 | DEPOSIT | 000004 | DAILY CASH POSTING 6/16/2020 | 7,488.75 | POSTED | C | 6/18/2020 |
| 0-100.01 | 6/17/2020 | DEPOSIT | | ONLINE PAYMENT 6/17/2020 | 4,951.58 | POSTED | C | 6/18/2020 |
| 0-100.01 | 6/17/2020 | DEPOSIT | 000001 | adcom cust fee 06162020 | 15.00 | POSTED | G | 6/18/2020 |
| 0-100.01 | 6/17/2020 | DEPOSIT | 000002 | permit cc 0616 | 31.93 | POSTED | G | 6/17/2020 |
| 0-100.01 | 6/17/2020 | DEPOSIT | 000003 | CASH RECEIPTS | 695.00 | POSTED | G | 6/17/2020 |
| 0-100.01 | 6/17/2020 | DEPOSIT | 000004 | DAILY PAYMENT POSTING | 355.95 | POSTED | U | 6/17/2020 |
| 0-100.01 | 6/17/2020 | DEPOSIT | 000005 | DAILY CASH POSTING 6/17/2020 | 2,851.15 | POSTED | C | 6/19/2020 |
| 0-100.01 | 6/18/2020 | DEPOSIT | | ONLINE PAYMENT 6/18/2020 | 3,005.31 | POSTED | C | 6/19/2020 |
| 0-100.01 | 6/18/2020 | DEPOSIT | 000001 | adcom cust fee 0617 | 11.25 | POSTED | G | 6/19/2020 |
| 0-100.01 | 6/18/2020 | DEPOSIT | 000002 | permit cc 0617 | 86.52 | POSTED | G | 6/18/2020 |
| 0-100.01 | 6/18/2020 | DEPOSIT | 000003 | go v deals auction proceeds 062 | 156.00 | POSTED | G | 6/19/2020 |
| 0-100.01 | 6/19/2020 | DEPOSIT | | ONLINE PAYMENT 6/19/2020 | 3,497.58 | POSTED | C | 6/22/2020 |
| 0-100.01 | 6/19/2020 | DEPOSIT | 000001 | adcom cust fee 0618 | 8.75 | POSTED | G | 6/22/2020 |
| 0-100.01 | 6/19/2020 | DEPOSIT | 000002 | utility app online | 198.00 | POSTED | G | 6/19/2020 |
| 0-100.01 | 6/19/2020 | DEPOSIT | 000003 | building permit cc | 25.75 | POSTED | G | 6/19/2020 |
| 0-100.01 | 6/22/2020 | DEPOSIT | | DAILY CASH POSTING 6/22/2020 | 10,369.63 | POSTED | C | 6/23/2020 |
| 0-100.01 | 6/22/2020 | DEPOSIT | 000001 | ONLINE PAYMENT 6/22/2020 | 7,322.84 | POSTED | C | 6/23/2020 |
| 0-100.01 | 6/22/2020 | DEPOSIT | 000002 | adcom cust fee 0619-0621 | 27.50 | POSTED | G | 6/23/2020 |
| 0-100.01 | 6/22/2020 | DEPOSIT | 000003 | utility dep CC 0615 | 396.00 | POSTED | G | 6/22/2020 |
| 0-100.01 | 6/22/2020 | DEPOSIT | 000004 | DAILY CASH POSTING 6/22/2020 | 5,667.30 | POSTED | C | 6/24/2020 |
| 0-100.01 | 6/23/2020 | DEPOSIT | | ONLINE PAYMENT 6/23/2020 | 4,044.03 | POSTED | C | 6/24/2020 |
| 0-100.01 | 6/23/2020 | DEPOSIT | 000001 | adcom cust fee 0622 | 13.75 | POSTED | G | 6/24/2020 |
| 0-100.01 | 6/23/2020 | DEPOSIT | 000002 | draw 1 2016 cdgb flood RR ST | 58,410.00 | POSTED | G | 6/23/2020 |
| 0-100.01 | 6/23/2020 | DEPOSIT | 000003 | draw 2 cdgb 2016 flood RR ST | 67,000.00 | POSTED | G | 6/23/2020 |
| 0-100.01 | 6/23/2020 | DEPOSIT | 000004 | tdem corona relief EDC RELEIF | 87,307.00 | POSTED | G | 6/23/2020 |
| 0-100.01 | 6/23/2020 | DEPOSIT | 000005 | DAILY PAYMENT POSTING | 141.39 | POSTED | U | 6/23/2020 |
| 0-100.01 | 6/23/2020 | DEPOSIT | 000006 | DEP 0623202 FRI SAT | 124.00 | POSTED | G | 6/25/2020 |
| 0-100.01 | 6/23/2020 | DEPOSIT | 000007 | DAILY CASH POSTING 6/23/2020 | 2,224.27 | POSTED | C | 6/25/2020 |
| 0-100.01 | 6/24/2020 | DEPOSIT | | ONLINE PAYMENT 6/24/2020 | 1,070.17 | POSTED | C | 6/25/2020 |
| 0-100.01 | 6/24/2020 | DEPOSIT | 000001 | adcom csut fee 062320 | 5.00 | POSTED | G | 6/25/2020 |
| 0-100.01 | 6/24/2020 | DEPOSIT | 000002 | permit cc 623 | 99.91 | POSTED | G | 6/24/2020 |
| 0-100.01 | 6/24/2020 | DEPOSIT | 000003 | utility app 062220 | 99.00 | POSTED | G | 6/24/2020 |
| 0-100.01 | 6/25/2020 | DEPOSIT | | ONLINE PAYMENT 6/25/2020 | 3,327.75 | POSTED | C | 6/26/2020 |
| 0-100.01 | 6/25/2020 | DEPOSIT | 000001 | adcom cust fee 0624 | 13.75 | POSTED | G | 6/26/2020 |
| 0-100.01 | 6/25/2020 | DEPOSIT | 000002 | permit cc 0624 | 107.12 | POSTED | G | 6/25/2020 |
| 0-100.01 | 6/25/2020 | DEPOSIT | 000003 | doj dep vests | 369.69 | POSTED | G | 6/25/2020 |
| 0-100.01 | 6/25/2020 | DEPOSIT | 000004 | CASH RECEIPTS | 88.00 | POSTED | G | 6/29/2020 |
| 0-100.01 | 6/25/2020 | DEPOSIT | 000005 | dep 062620 | 67.33 | POSTED | G | 6/29/2020 |
| 0-100.01 | 6/25/2020 | DEPOSIT | 000006 | DAILY CASH POSTING 6/25/2020 | 9,306.86 | POSTED | C | 6/29/2020 |
| 0-100.01 | 6/26/2020 | DEPOSIT | | ONLINE PAYMENT 6/26/2020 | 9,161.15 | POSTED | C | 6/29/2020 |
| 0-100.01 | 6/26/2020 | DEPOSIT | 000001 | adcom cust fee 062520 | 38.75 | POSTED | G | 6/29/2020 |

7/01/2020 1:38 PM

CHECK RECONCILIATION REGISTER

PAGE: 7

COMPANY: 999 - POOLED CASH
 ACCOUNT: 0-100.01 CASH IN BANK-CSB
 TYPE: All
 STATUS: All
 FOLIO: All

CHECK DATE: 6/01/2020 THRU 6/30/2020
 CLEAR DATE: 0/00/0000 THRU 99/99/9999
 STATEMENT: 0/00/0000 THRU 99/99/9999
 VOIDED DATE: 0/00/0000 THRU 99/99/9999
 AMOUNT: 0.00 THRU 999,999,999.99
 CHECK NUMBER: 000000 THRU 999999

| ACCOUNT | --DATE-- | --TYPE-- | NUMBER | -----DESCRIPTION----- | -----AMOUNT--- | STATUS | FOLIO | CLEAR DATE |
|----------------|-----------|----------|--------|-------------------------------|----------------|---------|-------|------------|
| DEPOSIT: | | | | | | | | |
| 0-100.01 | 6/26/2020 | DEPOSIT | 000002 | building permit cc 0625 | 115.56 | POSTED | G | 6/26/2020 |
| 0-100.01 | 6/26/2020 | DEPOSIT | 000003 | utility app dep 0624 | 198.00 | POSTED | G | 6/26/2020 |
| 0-100.01 | 6/26/2020 | DEPOSIT | 000004 | CASH RECEIPTS | 80.00 | POSTED | G | 6/29/2020 |
| 0-100.01 | 6/29/2020 | DEPOSIT | | DAILY CASH POSTING 6/29/2020 | 94,960.76 | POSTED | C | 6/30/2020 |
| 0-100.01 | 6/29/2020 | DEPOSIT | 000001 | ONLINE PAYMENT 6/29/2020 | 5,172.90 | POSTED | C | 6/30/2020 |
| 0-100.01 | 6/29/2020 | DEPOSIT | 000002 | adcom cust fee 0626-0629 | 10.00 | POSTED | G | 6/30/2020 |
| 0-100.01 | 6/29/2020 | DEPOSIT | 000003 | dep 062920 | 40.00 | POSTED | G | 6/30/2020 |
| 0-100.01 | 6/29/2020 | DEPOSIT | 000004 | building permit cc 0626-0629 | 1,750.18 | POSTED | G | 6/29/2020 |
| 0-100.01 | 6/29/2020 | DEPOSIT | 000005 | building permit cc 0626-0629 | 31.93 | POSTED | G | 6/29/2020 |
| 0-100.01 | 6/29/2020 | DEPOSIT | 000006 | dep 0626 | 33.00 | POSTED | G | 6/30/2020 |
| 0-100.01 | 6/29/2020 | DEPOSIT | 000007 | DAILY CASH POSTING 6/29/2020 | 6,409.62 | POSTED | C | 6/30/2020 |
| 0-100.01 | 6/30/2020 | DEPOSIT | | ONLINE PAYMENT 6/30/2020 | 4,931.04 | POSTED | C | 6/30/2020 |
| 0-100.01 | 6/30/2020 | DEPOSIT | 000001 | ADCOM CUST FEE 062920 | 13.75 | POSTED | G | 6/30/2020 |
| 0-100.01 | 6/30/2020 | DEPOSIT | 000002 | CASH RECEIPTS | 804.00 | OUTSTND | G | 0/00/0000 |
| 0-100.01 | 6/30/2020 | DEPOSIT | 000003 | DAILY CASH POSTING 6/30/2020 | 6,346.99 | OUTSTND | C | 0/00/0000 |
| 0-100.01 | 6/30/2020 | DEPOSIT | 000004 | adcom csut fee 0630 | 15.00 | OUTSTND | G | 0/00/0000 |
| EFT: | | | | | | | | |
| 0-100.01 | 6/01/2020 | EFT | | gas sales tax may 2020 | 8,473.66CR | POSTED | G | 6/05/2020 |
| 0-100.01 | 6/02/2020 | EFT | | zba | 32,145.47CR | POSTED | G | 6/02/2020 |
| 0-100.01 | 6/03/2020 | EFT | | zba | 1,854.82CR | POSTED | G | 6/03/2020 |
| 0-100.01 | 6/05/2020 | EFT | | TRANSFER TO REFUND BOND | 31,168.00CR | POSTED | G | 6/05/2020 |
| 0-100.01 | 6/05/2020 | EFT | 000001 | zba | 178.92CR | POSTED | G | 6/05/2020 |
| 0-100.01 | 6/05/2020 | EFT | 000002 | TRANSFER TO BIND | 7,386.73CR | POSTED | G | 6/09/2020 |
| 0-100.01 | 6/10/2020 | EFT | | zba | 178.38CR | POSTED | G | 6/10/2020 |
| 0-100.01 | 6/11/2020 | EFT | | zba | 673.67CR | POSTED | G | 6/11/2020 |
| 0-100.01 | 6/11/2020 | EFT | 000001 | sales tax 0620 edc portion | 12,511.83CR | POSTED | G | 6/15/2020 |
| 0-100.01 | 6/12/2020 | EFT | | ENTERPRISE MONTHLY 042018 | 10,893.90CR | POSTED | G | 6/22/2020 |
| 0-100.01 | 6/15/2020 | EFT | | zba | 112,014.32CR | POSTED | G | 6/15/2020 |
| 0-100.01 | 6/16/2020 | EFT | | zba | 34,065.67CR | POSTED | G | 6/16/2020 |
| 0-100.01 | 6/17/2020 | EFT | | munigas may usage 0620 | 52,624.66CR | POSTED | G | 6/17/2020 |
| 0-100.01 | 6/17/2020 | EFT | 000001 | zba | 53,305.12CR | POSTED | G | 6/17/2020 |
| 0-100.01 | 6/19/2020 | EFT | | zba | 177.75CR | POSTED | G | 6/19/2020 |
| 0-100.01 | 6/22/2020 | EFT | | symmetry may gas usage 052020 | 2,064.02 | POSTED | G | 6/22/2020 |
| 0-100.01 | 6/22/2020 | EFT | 000001 | correction | 2,064.02CR | POSTED | G | 6/22/2020 |
| 0-100.01 | 6/22/2020 | EFT | 000002 | gas invoice may usage | 2,064.02CR | POSTED | G | 6/22/2020 |
| 0-100.01 | 6/26/2020 | EFT | | ATMOS TRANSPORTATION 0520 | 28,475.88CR | POSTED | G | 6/29/2020 |
| 0-100.01 | 6/29/2020 | EFT | | zba | 111,083.91CR | POSTED | G | 6/29/2020 |
| 0-100.01 | 6/30/2020 | EFT | | ZBA | 33,834.00CR | POSTED | G | 6/30/2020 |
| 0-100.01 | 6/30/2020 | EFT | 000001 | zba | 1,854.82CR | POSTED | G | 6/30/2020 |
| INTEREST: | | | | | | | | |
| 0-100.01 | 6/30/2020 | INTEREST | | INTEREST INCOME | 1,226.46 | POSTED | G | 6/30/2020 |
| MISCELLANEOUS: | | | | | | | | |

7/01/2020 1:38 PM

CHECK RECONCILIATION REGISTER

PAGE: 8

COMPANY: 999 - POOLED CASH

ACCOUNT: 0-100.01 CASH IN BANK-CSB

TYPE: All

STATUS: All

FOLIO: All

CHECK DATE: 6/01/2020 THRU 6/30/2020

CLEAR DATE: 0/00/0000 THRU 99/99/9999

STATEMENT: 0/00/0000 THRU 99/99/9999

VOIDED DATE: 0/00/0000 THRU 99/99/9999

AMOUNT: 0.00 THRU 999,999,999.99

CHECK NUMBER: 000000 THRU 999999

| ACCOUNT | --DATE-- | --TYPE-- | NUMBER | -----DESCRIPTION----- | -----AMOUNT--- | STATUS | FOLIO | CLEAR DATE |
|------------------------------------|-----------|----------|--------|--------------------------|----------------|--------------|-------|------------|
| MISCELLANEOUS: | | | | | | | | |
| 0-100.01 | 6/01/2020 | MISC. | | cc not posted as of 0531 | 4,367.66 | POSTED | G | 6/01/2020 |
| 0-100.01 | 6/01/2020 | MISC. | 000001 | CC NOT POSTED AT EOM | 6,578.03CR | POSTED | G | 6/30/2020 |
| 0-100.01 | 6/30/2020 | MISC. | | CC NOT POSTED AT EOM | 6,578.03 | CLEARED | G | 7/01/2020 |
| 0-100.01 | 6/30/2020 | MISC. | 000001 | CC NOT POSTED AT EOM | 6,578.03 | CLEARED | G | 7/01/2020 |
| SERVICE CHARGE: | | | | | | | | |
| 0-100.01 | 6/01/2020 | SERV-CHG | | correction | 20.00 | POSTED | G | 6/01/2020 |
| 0-100.01 | 6/01/2020 | SERV-CHG | 000001 | correction | 40.00CR | POSTED | G | 6/01/2020 |
| 0-100.01 | 6/02/2020 | SERV-CHG | | credit card fee may | 3,174.22CR | POSTED | G | 6/02/2020 |
| 0-100.01 | 6/16/2020 | SERV-CHG | | zba | 66.97CR | POSTED | G | 6/16/2020 |
| TOTALS FOR ACCOUNT 0-100.01 | | | | CHECK | TOTAL: | 549,358.28CR | | |
| | | | | DEPOSIT | TOTAL: | 1,712,949.10 | | |
| | | | | INTEREST | TOTAL: | 1,226.46 | | |
| | | | | MISCELLANEOUS | TOTAL: | 10,945.69 | | |
| | | | | SERVICE CHARGE | TOTAL: | 3,261.19CR | | |
| | | | | EFT | TOTAL: | 534,965.53CR | | |
| | | | | BANK-DRAFT | TOTAL: | 300.00CR | | |
| TOTALS FOR POOLED CASH | | | | CHECK | TOTAL: | 549,358.28CR | | |
| | | | | DEPOSIT | TOTAL: | 1,712,949.10 | | |
| | | | | INTEREST | TOTAL: | 1,226.46 | | |
| | | | | MISCELLANEOUS | TOTAL: | 10,945.69 | | |
| | | | | SERVICE CHARGE | TOTAL: | 3,261.19CR | | |
| | | | | EFT | TOTAL: | 534,965.53CR | | |
| | | | | BANK-DRAFT | TOTAL: | 300.00CR | | |

**CITY OF NAVASOTA
MISCELLANEOUS ITEMS**

1. PLANNING CALENDAR
2. MUNICIPAL COURT REPORT FOR JUNE 2020

AGENDA PLANNING CALENDAR

JULY 13, 2020 - [DEADLINE FOR SUBMITTING ITEMS AND COVER SHEETS FOR THIS MEETING IS 6/29/2020](#)

1. Called to order
2. Invocation/Pledge of Allegiance
3. Remarks of visitors
4. Staff Report: (a) COVID-19 update; (b) Marketing & Communications update; (c) Swimming Pool Report; (d) Report from intern in the Finance Department; (e) Board and Commission update; and (e) Reports from staff and City Council
5. Public hearing – rezoning of Fly Away Field
6. 1st reading of Ordinance No. 934-20 - rezoning of Fly Away Field
7. Grimes County Health Resource request for FY 2020-2021
8. Public hearing on specific use permit for Western Club RV park
9. 1st reading of Ordinance No. 935-20 - specific use permit for Western Club RV park
10. Funding request from the Arts Council
11. Resolution No. 675-20, Administrative services contract for GLO-MIT grant
12. Resolution No. 676-20, Engineering services contract for 2020 DRP grant
13. Adopt Citizens Participation Plan
14. Grazing Lease contract for 2020-2021
15. Nominations to the Board of Trustees – TML Intergovernmental Risk Pool
16. Consent agenda: (a) Minutes for the month of June 2020; and (b) Expenditures for the month of June 2020
17. Adjourn

JULY 27, 2020 - [DEADLINE FOR SUBMITTING ITEMS AND COVER SHEETS FOR THIS MEETING IS 7/13/2020](#)

1. Called to order
2. Invocation/Pledge of Allegiance
3. Remarks of visitors
4. Staff Report: (a) COVID-19 update; (b) Board and Commission update; and (c) Reports from staff and City Council
5. Investment report
6. Consent agenda: (a) 2nd reading of Ordinance No. 675-20, - rezoning of Fly Away Field; and (b) 2nd reading of Ordinance No. 676-20 - specific use permit for Western Club RV park
7. Budget workshop
8. Adjourn

AUGUST 10, 2020 - [DEADLINE FOR SUBMITTING ITEMS AND COVER SHEETS FOR THIS MEETING IS 7/27/2020](#)

1. Called to order
2. Invocation/Pledge of Allegiance
3. Remarks of visitors
4. Staff Report: (a) COVID-19 update; (b) Board and Commission update; and (c) Reports from staff and City Council
5. Order calling the election for November 3, 2020
6. 1st reading of Ordinance No. _____ - alcohol in the central business district
7. Consent agenda: (a) Minutes for the month of July; (b) Expenditures for the month of July 2020; (c)
8. Adjourn

SEPTEMBER 14, 2020 - **DEADLINE FOR SUBMITTING ITEMS AND COVER SHEETS FOR THIS MEETING IS 8/31/2020**

1. Called to order
2. Invocation/Pledge of Allegiance
3. Remarks of visitors
4. Staff Report: (a) COVID-19 update; (B) Board and Commission update; and (c) Reports from staff and City Council
5. Consent agenda: (a) Minutes for the month of August, 2020; (b) Expenditures for the month of August 2020; and (c) 2nd reading of Ordinance No. _____ - alcohol in the central business district
6. Adjourn

Official Municipal Court Monthly Report

Month June Year 2020

Municipal Court for the City of NAVASOTA

Presiding Judge PATRICIA GRUNER

If new, date assumed office _____

Court Mailing Address 200 E. MCALPINE

City NAVASOTA, TX Zip 77868

Phone Number 936-825-6268

Fax Number 936-825-7280

Court's Public Email RJESSIE@NAVASOTATX.GOV

Court's Website <http://WWW.NAVASOTATX.GOV>

THE ATTACHED IS A TRUE AND ACCURATE REFLECTION OF THE RECORDS OF THIS COURT.

Prepared by _____

Date _____ Phone: (936) 825-6268

PLEASE RETURN THIS FORM NO LATER THAN 20 DAYS FOLLOWING THE END OF THE MONTH REPORTED TO:

OFFICE OF COURT ADMINISTRATION
P.O. BOX 12066
AUSTIN, TX
78711-2066

PHONE: (512) 463-1625
Fax: (512) 936-2423

CRIMINAL SECTION

| COURT NAVASOTA MUNICIPAL COURT | | | | TRAFFIC | | | NON-TRAFFIC | | |
|---|------|------|------|-------------|------------|------------|-------------|------------|------------|
| MONTH | June | YEAR | 2020 | NON-PARKING | PARKING | CITY ORD | PENAL CODE | STATE LAW | CITY ORD |
| 1. Total Cases Pending First of Month: | | | | 377 | 0 | 21 | 243 | 34 | 84 |
| a. Active Cases | | | | 46 | 0 | 0 | 14 | 18 | 5 |
| b. Inactive Cases | | | | 331 | 0 | 21 | 229 | 16 | 79 |
| 2. New Cases Filed | | | | 19 | 0 | 0 | 14 | 2 | 0 |
| 3. Cases Reactivated | | | | 1 | 0 | 0 | 0 | 0 | 0 |
| 4. All Other Cases Added | | | | 0 | 0 | 0 | 0 | 0 | 0 |
| 5. Total Cases on Docket | | | | 66 | 0 | 0 | 28 | 20 | 5 |
| 6. Dispositions Prior to Court Appearance or Trial: | | | | XXXXXXXXXX | XXXXXXXXXX | XXXXXXXXXX | XXXXXXXXXX | XXXXXXXXXX | XXXXXXXXXX |
| a. Uncontested Dispositions | | | | 6 | 0 | 0 | 0 | 1 | 0 |
| b. Dismissed by Prosecution | | | | 0 | 0 | 0 | 0 | 0 | 0 |
| 7. Dispositions at Trial: | | | | XXXXXXXXXX | XXXXXXXXXX | XXXXXXXXXX | XXXXXXXXXX | XXXXXXXXXX | XXXXXXXXXX |
| a. Convictions: | | | | XXXXXXXXXX | XXXXXXXXXX | XXXXXXXXXX | XXXXXXXXXX | XXXXXXXXXX | XXXXXXXXXX |
| 1) Guilty Plea or Nolo Contendere | | | | 0 | 0 | 0 | 2 | 0 | 0 |
| 2) By the Court | | | | 0 | 0 | 0 | 0 | 0 | 0 |
| 3) By the Jury | | | | 0 | 0 | 0 | 0 | 0 | 0 |
| b. Acquittals: | | | | XXXXXXXXXX | XXXXXXXXXX | XXXXXXXXXX | XXXXXXXXXX | XXXXXXXXXX | XXXXXXXXXX |
| 1) By the Court | | | | 0 | 0 | 0 | 0 | 0 | 0 |
| 2) By the Jury | | | | 0 | 0 | 0 | 0 | 0 | 0 |
| c. Dismissed by Prosecution | | | | 0 | 0 | 0 | 0 | 0 | 0 |

CRIMINAL SECTION

| COURT NAVASOTA MUNICIPAL COURT | | | | TRAFFIC | | | NON-TRAFFIC | | |
|---|------|------|------|-------------|------------|------------|-------------|------------|------------|
| MONTH | June | YEAR | 2020 | NON-PARKING | PARKING | CITY ORD | PENAL CODE | STATE LAW | CITY ORD |
| 8. Compliance Dismissals: | | | | XXXXXXXXXX | XXXXXXXXXX | XXXXXXXXXX | XXXXXXXXXX | XXXXXXXXXX | XXXXXXXXXX |
| a. After Driver Safety Course | | | | 0 | XXXXXXXXXX | XXXXXXXXXX | XXXXXXXXXX | XXXXXXXXXX | XXXXXXXXXX |
| b. After Deferred Disposition | | | | 2 | 0 | 0 | 0 | 0 | 0 |
| c. After Teen Court | | | | 0 | 0 | 0 | 0 | 0 | 0 |
| d. After Tobacco Awareness Course | | | | XXXXXXXXXX | XXXXXXXXXX | XXXXXXXXXX | XXXXXXXXXX | 0 | XXXXXXXXXX |
| e. After Treatment for Chemical Dependency | | | | XXXXXXXXXX | XXXXXXXXXX | XXXXXXXXXX | 0 | 0 | XXXXXXXXXX |
| f. After Proof of Financial Responsibility | | | | 0 | XXXXXXXXXX | XXXXXXXXXX | XXXXXXXXXX | XXXXXXXXXX | XXXXXXXXXX |
| g. All Other Transportation Code Dismissals | | | | 0 | 0 | 0 | 0 | 0 | 0 |
| 9. All Other Dispositions | | | | 0 | 0 | 0 | 0 | 0 | 0 |
| 10. Total Cases Disposed | | | | 8 | 0 | 0 | 2 | 1 | 0 |
| 11. Cases Placed on Inactive Status | | | | 2 | 0 | 0 | 2 | 0 | 0 |
| 12. Total Cases Pending End of Month: | | | | 388 | 0 | 21 | 255 | 35 | 84 |
| a. Active Cases | | | | 56 | 0 | 0 | 24 | 19 | 5 |
| b. Inactive Cases | | | | 332 | 0 | 21 | 231 | 16 | 79 |
| 13. Show Cause Hearings Held | | | | 0 | 0 | 0 | 0 | 0 | 0 |
| 14. Cases Appealed: | | | | XXXXXXXXXX | XXXXXXXXXX | XXXXXXXXXX | XXXXXXXXXX | XXXXXXXXXX | XXXXXXXXXX |
| a. After Trial | | | | 0 | 0 | 0 | 0 | 0 | 0 |
| b. Without Trial | | | | 0 | 0 | 0 | 0 | 0 | 0 |

CIVIL SECTION

| COURT NAVASOTA MUNICIPAL COURT | | | | | |
|---|------|------|------|-------------------|--|
| MONTH | June | YEAR | 2020 | TOTAL CASES | |
| 1. Total Cases Pending First of Month: | | | | 0 | |
| a. Active Cases | | | | 0 | |
| b. Inactive Cases | | | | 0 | |
| 2. New Cases Filed | | | | 0 | |
| 3. Cases Reactivated | | | | 0 | |
| 4. All Other Cases Added | | | | 0 | |
| 5. Total Cases on Docket | | | | 0 | |
| 6. Uncontested Civil Fines or Penalties | | | | 0 | |
| 7. Default Judgments | | | | 0 | |
| 8. Agreed Judgments | | | | 0 | |
| 9. Trial/Hearing by Judge/Hearing Officer | | | | 0 | |
| 10. Trial by Jury | | | | 0 | |
| 11. Dismissed for Want of Prosecution | | | | 0 | |
| 12. All Other Dispositions | | | | 0 | |
| 13. Total Cases Disposed | | | | 0 | |
| 14. Cases Placed on Inactive Status | | | | 0 | |
| 15. Total Cases Pending End of Month: | | | | 0 | |
| a. Active Cases | | | | 0 | |
| b. Inactive Cases | | | | 0 | |
| 16. Cases Appealed: | | | | XXXXXXXXXXXXXXXXX | |
| a. After Trial | | | | 0 | |
| b. Without Trial | | | | 0 | |

JUVENILE/MINOR ACTIVITY

| COURT NAVASOTA MUNICIPAL COURT | | | | | |
|---|------|------|------|-------------------|--|
| MONTH | June | YEAR | 2020 | TOTAL | |
| 1. Transportation Code Cases Filed | | | | 1 | |
| 2. Non-driving Alcoholic Beverage Code Cases Filed | | | | 0 | |
| 3. Driving Under the Influence of Alcohol Cases Filed | | | | 0 | |
| 4. Drug Paraphernalia Cases Filed | | | | 0 | |
| 5. Tobacco Cases Filed | | | | 0 | |
| 6. Truancy Cases Filed | | | | 0 | |
| 7. Education Code (Except Failure to Attend) Cases Filed | | | | 0 | |
| 8. Violation of Local Daytime Curfew Ordinance Cases Filed | | | | 0 | |
| 9. All Other Non-traffic Fine-only Cases Filed | | | | 2 | |
| 10. Transfer to Juvenile Court: | | | | XXXXXXXXXXXXXXXXX | |
| a. Mandatory Transfer | | | | 0 | |
| b. Discretionary Transfer | | | | 0 | |
| 11. Accused of Contempt and Referred to Juvenile Court (Delinquent Conduct) | | | | 0 | |
| 12. Held in Contempt by Criminal Court (Fined and/or Denied Driving Privileges) | | | | 0 | |
| 13. Juvenile Statement Magistrate Warning: | | | | XXXXXXXXXXXXXXXXX | |
| a. Warnings Administered | | | | 0 | |
| b. Statements Certified | | | | 0 | |
| 14. Detention Hearings Held | | | | 0 | |
| 15. Orders for Non-secure Custody Issued | | | | 0 | |
| 16. Parent Contributing to Nonattendance Cases Filed | | | | 0 | |

COURT NAVASOTA MUNICIPAL COURT
MONTH June YEAR 2020

[illegible]

ADDITIONAL ACTIVITY

| XX | | TOTAL | |
|--|--|----------------------|-------|
| ----- | | ----- | ----- |
| 14. Cases in Which Fine and Court Costs Satisfied by Community Service: | | XXXXXXXXXXXXXXXXXXXX | |
| ----- | | ----- | ----- |
| a. Partial Satisfaction | | 0 | |
| ----- | | ----- | ----- |
| b. Full Satisfaction | | 0 | |
| ----- | | ----- | ----- |
| 15. Cases in Which Fine and Court Costs Satisfied by Jail Credit | | 2 | |
| ----- | | ----- | ----- |
| 16. Cases in Which Fine and Court Costs Waived for Indigency | | 0 | |
| ----- | | ----- | ----- |
| 17. Amount of Fines and Court Costs Waived for Indigency | | \$0.00 | |
| ----- | | ----- | ----- |
| 18. Fines, Court Costs and Other Amounts Collected: | | XXXXXXXXXXXXXXXXXXXX | |
| ----- | | ----- | ----- |
| a. Kept by City | | \$2,463.31 | |
| ----- | | ----- | ----- |
| b. Remitted to State | | \$642.69 | |
| ----- | | ----- | ----- |
| c. Total | | \$3,106.00 | |
| ----- | | ----- | ----- |

Run By: rjessie
Report Type: Summary
Date Range: 6/01/2020 - 6/30/2020
Finalize Report: Yes
Correction: No

*** END OF REPORT ***