

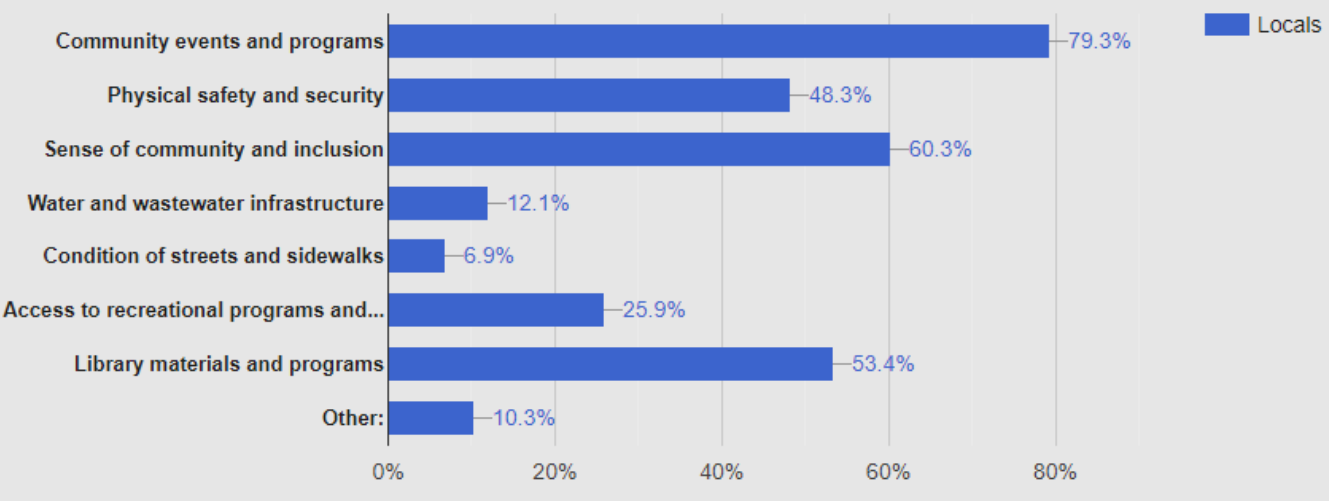
Q1 Which of the following things do you think are a STRENGTH of Navasota, if any? (Choose all that apply)

(58 responses by locals)

[Touch or click chart bars for details]

Hide table view

Options	Locals (58)
Community events and programs	79.3% (46)
Physical safety and security	48.3% (28)
Sense of community and inclusion	60.3% (35)
Water and wastewater infrastructure	12.1% (7)
Condition of streets and sidewalks	6.9% (4)
Access to recreational programs and parks	25.9% (15)
Library materials and programs	53.4% (31)
Other:	10.3% (6)



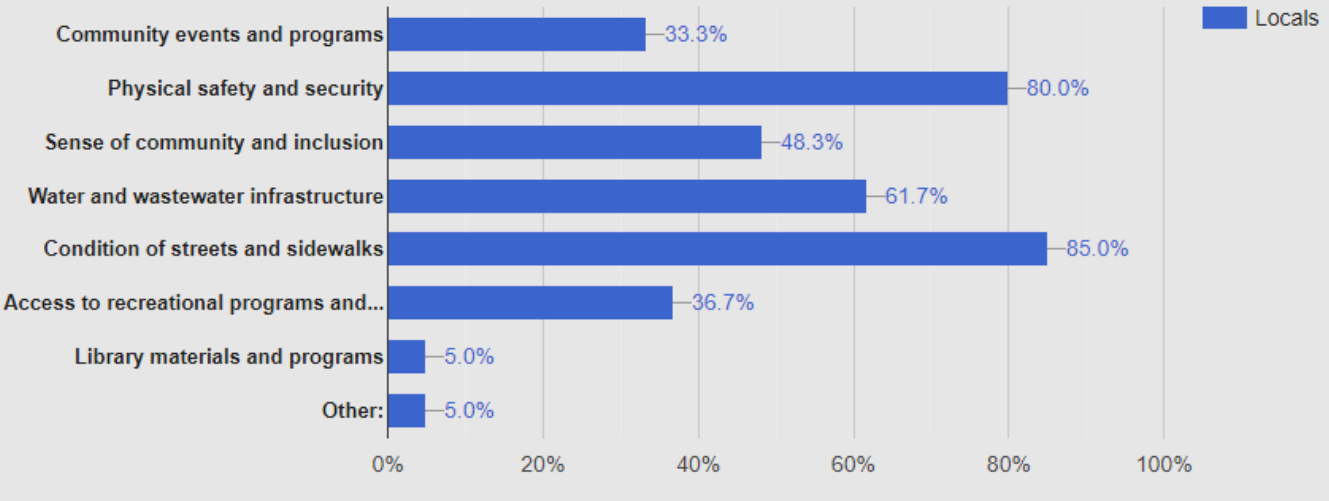
Q2 Which of the following aspects of Navasota are most IMPORTANT to you, if any? (You can choose up to FOUR)

(60 responses by locals)

[Touch or click chart bars for details]

Hide table view

Options	Locals (60)
Community events and programs	33.3% (20)
Physical safety and security	80.0% (48)
Sense of community and inclusion	48.3% (29)
Water and wastewater infrastructure	61.7% (37)
Condition of streets and sidewalks	85.0% (51)
Access to recreational programs and parks	36.7% (22)
Library materials and programs	5.0% (3)
Other:	5.0% (3)



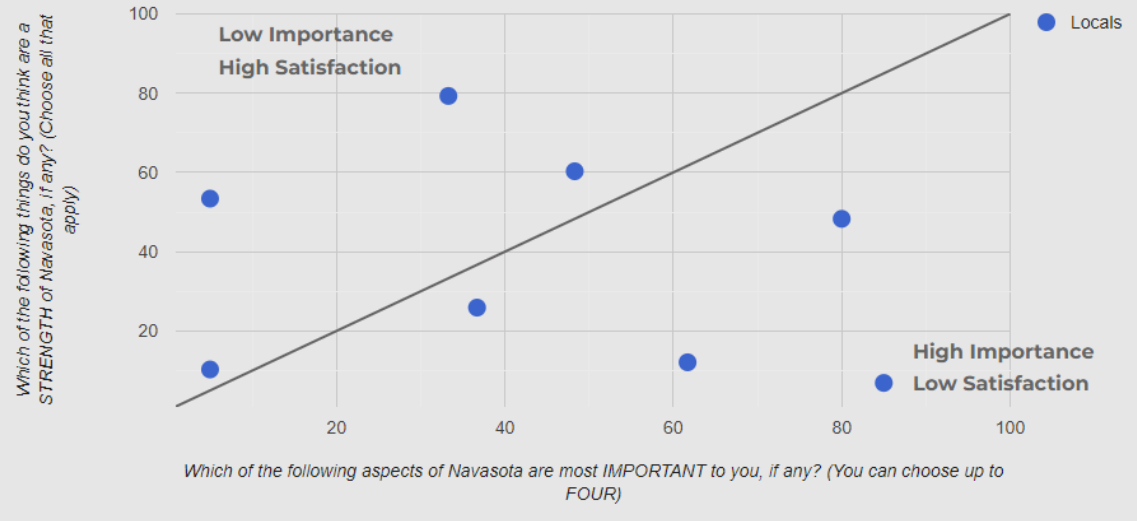
Importance vs. Satisfaction Comparison

(60 responses by locals)

[Touch or click chart points for details]

Hide table view

Options	Locals (60)	
	Importance	Satisfaction
Community events and programs	33.3% (20)	79.3% (46)
Physical safety and security	80.0% (48)	48.3% (28)
Sense of community and inclusion	48.3% (29)	60.3% (35)
Water and wastewater infrastructure	61.7% (37)	12.1% (7)
Condition of streets and sidewalks	85.0% (51)	6.9% (4)
Access to recreational programs and parks	36.7% (22)	25.9% (15)
Library materials and programs	5.0% (3)	53.4% (31)
Other:	5.0% (3)	10.3% (6)



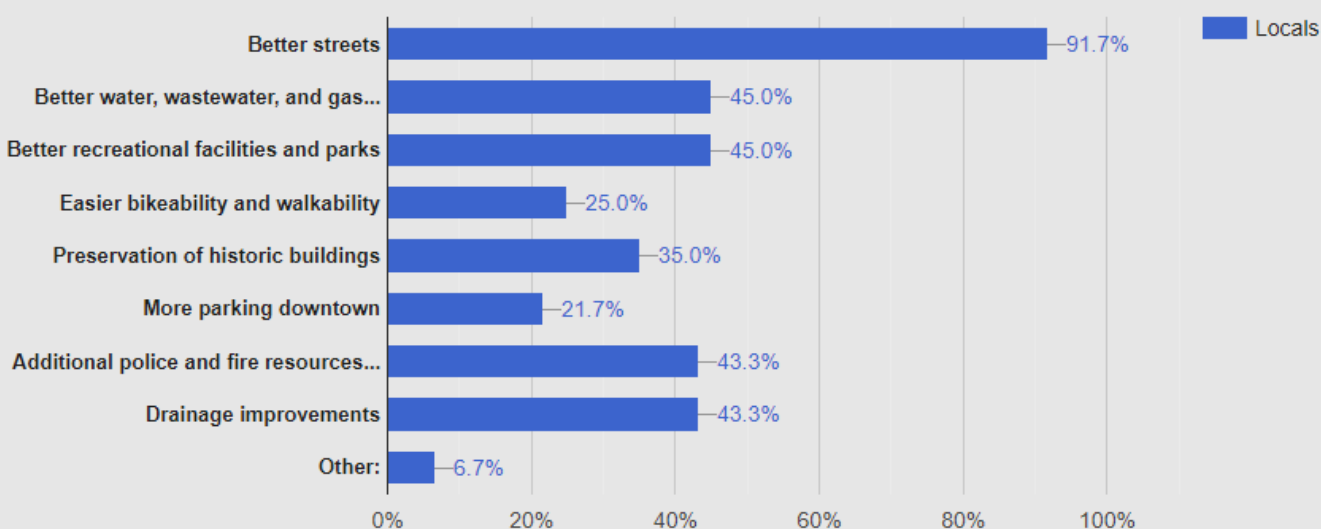
Q3 If the City could make additional investments, which of the following would you prioritize, if any? (You can choose up to FOUR, if any)

(60 responses by locals)

[Touch or click chart bars for details]

Hide table view

Options	Locals (60)
Better streets	91.7% (55)
Better water, wastewater, and gas infrastructure	45.0% (27)
Better recreational facilities and parks	45.0% (27)
Easier bikeability and walkability	25.0% (15)
Preservation of historic buildings	35.0% (21)
More parking downtown	21.7% (13)
Additional police and fire resources (personnel, equipment, and facilities)	43.3% (26)
Drainage improvements	43.3% (26)
Other:	6.7% (4)



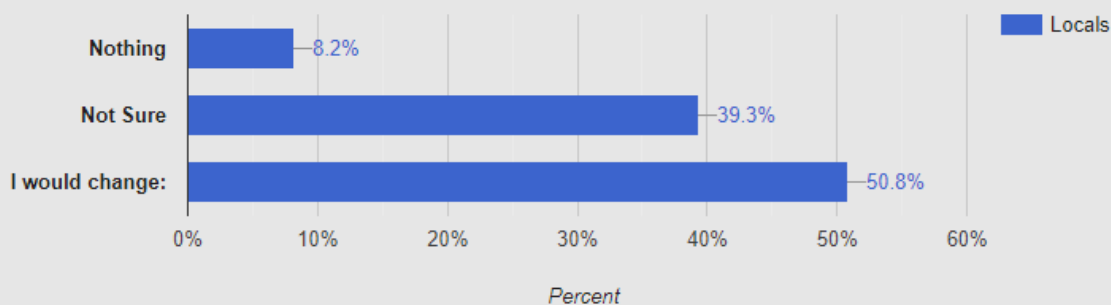
Q4 If you could change anything about Navasota, what would you change?

(61 responses by locals)

[Touch or click chart bars for details]

Hide table view

Options	Locals (61)
Nothing	8.2% (5)
Not Sure	39.3% (24)
I would change:	50.8% (31)



**Do you have one minute each month to help make Navasota better?**

The City of Navasota is working with FlashVote to engage the community and gather valuable input from residents to inform our decisions.

Your opinion matters!

Sign up today here:

