




# CITY OF NORTH OLMSTED POPULAR ANNUAL FINANCIAL REPORT FOR THE YEAR ENDED DECEMBER 31, 2023

5200 Dover Center Road, North Olmsted, Ohio 44070  
[www.north-olmsted.com](http://www.north-olmsted.com) 440-777-8000



T. TOKMENKO

J. PTACEK

**NORTH OLMSTED**  
OHIO

Dear Citizens of North Olmsted:

We are pleased to present to you the City of North Olmsted’s Popular Annual Financial Report (PAFR) for the fiscal year ended December 31, 2023. The care of your tax dollars is of great concern to our administration and we believe this direct communication will lead to a more informed and engaged community.

This community report is intended to present an accessible overview of the City’s financial position and the City’s commitment to providing services and programs in a fiscally responsible manner. This PAFR explains where the City’s revenues come from and how the City’s dollars are spent. Information contained within this report was obtained from the more extensive 2023 Annual Comprehensive Financial Report (Annual Report). The 2023 Annual Report is comprised of 221 pages of detailed financial statements, notes, schedules, and statistical information. Our financial statements were prepared in conformance with Generally Accepted Accounting Principles (GAAP), and received an unmodified (or clean) audit opinion. The highest standards of accounting principles are used by the City to ensure full financial disclosure and accountability. Recognition of this commitment is evidenced by the City attaining the Government Finance Officers’ Association’s Certificate of Achievement for Excellence in Financial Reporting for its Annual Report for 24 consecutive years.

While the numbers in this PAFR come from an audited source, they are presented in an un-audited format on a GAAP basis. Readers desiring the more detailed financial statements and the full disclosure GAAP basis of accounting information reported in the Annual Report may review the Annual Report on the City’s website at [www.north-olmsted.com](http://www.north-olmsted.com).

Thank you for taking the time to review this year’s PAFR. We hope it serves its purpose and provides you with a better understanding of the City’s financial health and the steps taken by our administration to ensure that your tax dollars are spent responsibly. We invite you to contact us to share any suggestions, questions, or comments you may have at (440) 716-4145, or [finance@north-olmsted.com](mailto:finance@north-olmsted.com).

Sincerely,

Carrie B. Copfer, CPA  
Director of Finance



## Table of Contents

- Message from Your Director of Finance..... 1
- Message from Your Mayor..... 2
- Major Initiatives ..... 3
- Financial Overview..... 4-5
- Overview of Taxes..... 6-7
- Debt ..... 8
- Operating Indicators of the City..... 9
- Community Information ..... 10
- Community Park Improvements..... Back Cover



Government Finance Officers Association

Award for  
Outstanding  
Achievement in  
Popular Annual  
Financial Reporting

Presented to

City of North Olmsted  
Ohio

For its Annual Financial Report  
For the Fiscal Year Ended

December 31, 2022

*Christopher P. Merrill*  
Executive Director/CEO

*The 2023 PAFR is the City’s 12<sup>th</sup> consecutive year and all previous years have received the Award for Outstanding Achievement in Popular Annual Financial Reporting.*



As your Mayor, I want you to know that we have accomplished a great deal in the past year. The City's finances are as strong as they've ever been and I continue to work in partnership with our Finance Director to ensure that we make strategic investments that are financially sustainable.

The key to long-term financial sustainability is economic growth. To that end, my administration has been laser focused on Economic and Community Development. We have welcomed 87 new businesses to North Olmsted since 2023. In addition to the growth in the small businesses, the Great Northern Mall has leased 70,000 square feet of new space, which includes Kids Empire, Sweets and Geeks as well as a \$5,000,000 investment from Phoenix Theatres, which re-opened the former Regal Cinemas that closed in 2023. Additionally, we look forward to the grand opening of the brand new Texas Roadhouse, which will be located at the former JC Penny furniture building. All of this combined represents an additional \$13,000,000 investment at the mall.

Later this month City will welcome its newest corporate headquarters. R.E. Warner, a nationally-recognized engineering firm which will be bringing 190 Engineers and the associated professional staff to the City of North Olmsted. They will bring \$16,000,000 of new payroll to the City and will be occupying 45,000 square feet at the Great Northern Corporate Center. This is the single largest economic development project in the City of North Olmsted in over a decade. In 2025, we will also welcome the headquarters of JL Moore, a Veteran-owned business that was established in 1973 and has done work in 22 states throughout the United States.

Last, but certainly not the least, the City anticipates the developers breaking ground on two separate projects located on Industrial Parkway. We anticipate these projects will bring an additional 110,000 square feet of commercial industrial space to the market. They will also produce well over 100 jobs and over \$3,000,000 of new payroll to the City.

In addition to the unprecedented economic investment in the business sector, the City is also poised to have more new housing starts over the next two years than in the last 15 years combined. Since 2022, the City has been working to acquire the Forest and Spruce properties, demolish the buildings, and prepare the sites for development. As of this letter, the City has reached a purchase agreement with the development

team for the Forest Elementary School site led by Bo Knez and Triban Investments LLC. Through this agreement Triban Investments and Drees Homes will bring 50 units of new housing with prices starting between \$350,000 and \$400,000. The Spruce School site is being evaluated for a large waste water equalization tank as well as a storm water retention basin which will be weaved into a passive park.

In addition to the new for-sale housing, George Davis, CEO of Pro-Built homes, will be breaking ground soon on more than 60 units of new townhome style rental units at the corner of Brookpark and Grace roads. We expect that these units will rent for nearly \$2,000 per month. These two projects represent an estimated \$30,000,000 of investment in our housing stock. Again, this level of investment has not happened in over a decade.

From the time that I took office in 2022, I have been adamant that we cannot stand still and that the status quo was not good enough. I have been committed to ensuring that City services are robust and responsive, while growing and reinvesting in our housing stock and putting a clear focus on growing the economy of North Olmsted through the creation of an economic development department.

My goal is to continue to serve you in the best possible way, and make certain our community continues to grow and thrive as a wonderful place to live, work, and raise a family.

Sincerely,

A handwritten signature in blue ink that reads "Nicole Dailey Jones".

Nicole Dailey Jones, Mayor



Mayor Dailey Jones delivered an important message to area business owners at the second annual Mayor's Economic Development Summit in April 2024.

**Parks and Recreation Improvements** - Many improvements have been made and are in process by our Department of Recreation and Public Engagement, including a planned \$7.5 million renovation to North Olmsted Community Park (see separate story on back page). Among the improvements, all of which will be completed by this fall:

- North Olmsted Senior Center and Community Cabin Kitchen Renovations -- \$327,000.
- A new ADA accessible ramp at Springvale Ballroom -- \$90,000, including a \$35,000 grant from Cuyahoga County Councilman Pat Kelly.
- A new fountain at Springvale Ballroom and Golf Course -- \$25,000.
- A new Aquatic Rock Wall at the North Olmsted Recreation Center -- \$25,000.

**Digital Open Government** – The City continues to work to update and upgrade our digital offerings so we are available to residents 24/7. We recently launched an online building permit application along with a new modern website. Additionally, we just recently launched a brand new city alert system (see page 10) that will allow us to communicate with residents on many issues, including health and safety alerts.

**Safe Routes to School** – It has been a long time since a Safe Routes to School plan has been developed in North Olmsted. Since the last plan, the school district has opened a new high school and middle school and is currently constructing a new elementary school. Working with the school district, the City has successfully obtained grant funding to develop a new Safe Routes to School plan. This plan will look at the new school locations and determine what work needs to be done to ensure students can get to school safely. Once the plan is finalized, the City will be able to use it to apply for funding to implement the plan to ensure children walking or biking to school can make it safely.

**2025 Comprehensive Master Plan** - The goal of the Master Plan is to create a place-based, holistic, living, comprehensive planning document that sets a guiding vision for the next ten years of the City. The plan will focus on connecting the people, places, and organizations of the City to develop the built environment in a way that fosters connectivity and builds community cohesion.

**Grant Funding** – This administration has significantly increased the amount of grants it has received since taking office in 2022. During my time in office, grants and entitlements are up 62%, operating grants and contributions are up 47% and capital grants and contributions are up 166%. We continue to find outside funding sources that do not use local tax dollars to complete projects.

**South Interceptor Equalization Tank Project** – Our Wastewater Treatment Plant employees along with the new City Engineer have worked together to re-evaluate this project and have found approximately three million dollars in savings by redesigning this project. This redesign adds storage volume to the system and will regulate the flow to the Wastewater Treatment Plant. In short, we are able to save money while not compromising on the quality of the project.



**Top left:** Kid Zone at Great Northern Mall is one of 87 new businesses to open in North Olmsted since 2023.



**Top right:** Cuyahoga County Executive Chris Ronayne, County Councilman Pat Kelly and members of North Olmsted City Council joined the Mayor at the grand opening of Phoenix Theatres on June 12 at Great Northern Mall.



**Bottom left:** Mayor Jones cuts the ribbon at the new Freddy's Frozen Custard.



**Bottom right:** Mayor Jones and Economic Development Director Max Upton visit the new Rollhouse bowling alley shortly after the completion of a multi-million-dollar renovation.

In this section, we present an overview of the monies received and spent for the City of North Olmsted for the years ended December 31, 2023, 2022, and 2021. The financial information presented in this section is for the City's Governmental Activities, which includes all revenue and expenses except those of the "business-type" activities (the golf course and ballroom and sanitary sewer operations). Financial information on the City's Business-Type Activities can be found in the Annual Report.

## Where the Money Comes From

The City receives the funding it needs to provide basic services to residents through a variety of sources. The table to the right presents a summary of revenues by source for 2023, 2022, and 2021.

Overall, total Governmental Activities revenue increased by \$4,384,942 in 2023. Municipal income tax revenue, which comprised the City's largest revenue source, decreased by \$1,250,409 in 2023, specifically in the net profit collections which went down 20.72%.

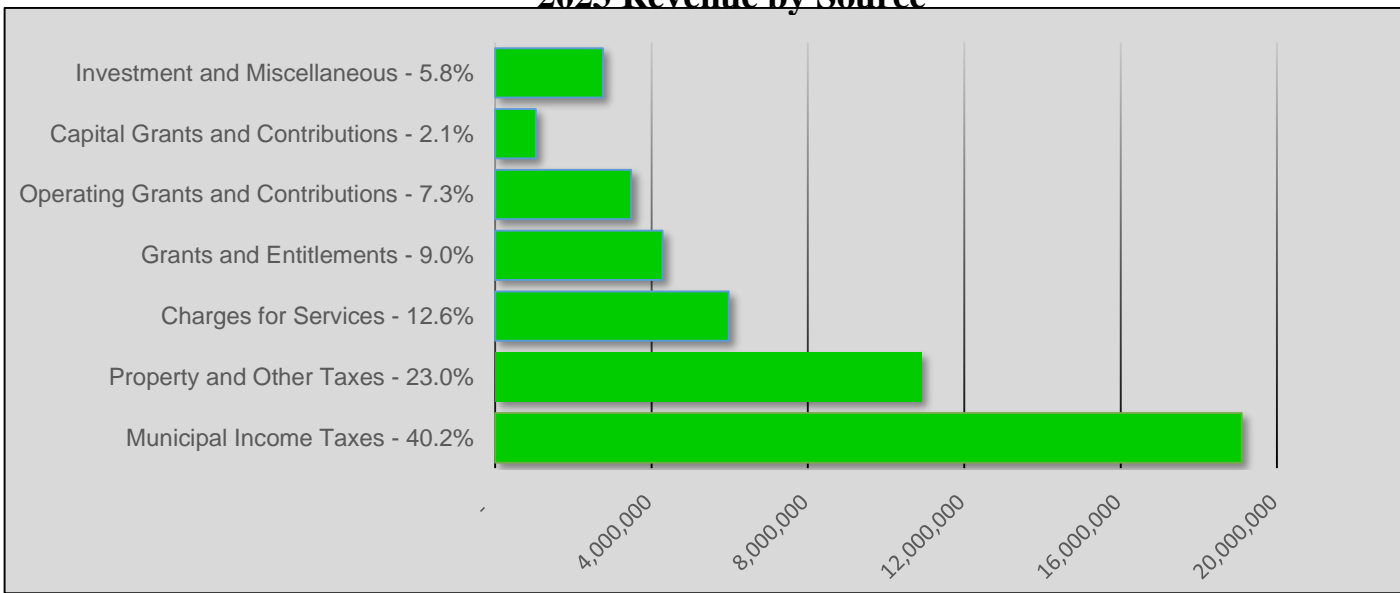
## Previous Three Years' Revenue

Revenues	2023	2022	2021
Municipal Income Taxes	\$19,099,330	\$20,349,739	\$17,879,082
Property and Other Taxes	10,913,507	11,240,041	9,721,089
Charges for Services	5,973,734	6,007,952	5,377,225
Grants and Entitlements	4,279,902	2,624,319	2,637,699
Operating Grants and Contributions	3,481,416	2,261,156	2,370,820
Capital Grants and Contributions	1,042,469	398,000	391,888
Investment Earnings	2,691,142	248,481	(26,015)
Miscellaneous	70,644	37,514	54,258
<b>Total Revenues</b>	<b>\$47,552,144</b>	<b>\$43,167,202</b>	<b>\$38,406,046</b>

Property and other tax revenue, which is the City's second largest revenue stream, decreased by \$326,534 in 2023 from a full year impact of the backlogged Board of Revision cases settled late in 2022.

In 2023, more grant dollars were received and utilized when compared to 2022. Additionally, investment earnings dramatically increased in 2023 due to City positioning itself to take advantage of the Federal Reserve's increases of the federal fund rate.

## 2023 Revenue by Source



## Revenue Source Definitions

- **Income Taxes** – The City levies a 2% income tax on substantially all income earned within the City.
- **Property and Other Taxes** – Includes the City's portion of the taxes due on real property and the 3% hotel/motel excise tax.
- **Charges for Services** – Significant sources include recreation programs, medical transport fees, building permits, and court costs and fines.
- **Grants and Entitlements** – Significant sources include revenue received from local government funds distributed by the State.
- **Operating Grants and Contributions** - Includes revenues received from State levied shared taxes, motor vehicle license and fuel taxes, as well as operating grants secured by various departments.
- **Capital Grants and Contributions** – Includes monies and asset contributions received for capital projects.
- **Investments** – Revenue earned by investing all available City funds throughout the year.
- **Miscellaneous** – Includes refunds and reimbursements, as well as the sale of recycled materials and donations.

## Where the Money Goes

The chart to the right presents a three-year comparison of the City’s Governmental Activity expenses. Expenses increased overall by \$8,439,951 in 2023 due to changes in assumption and benefit terms related to pension/OPEB in the prior year that caused a significant reduction in expenses in 2022.

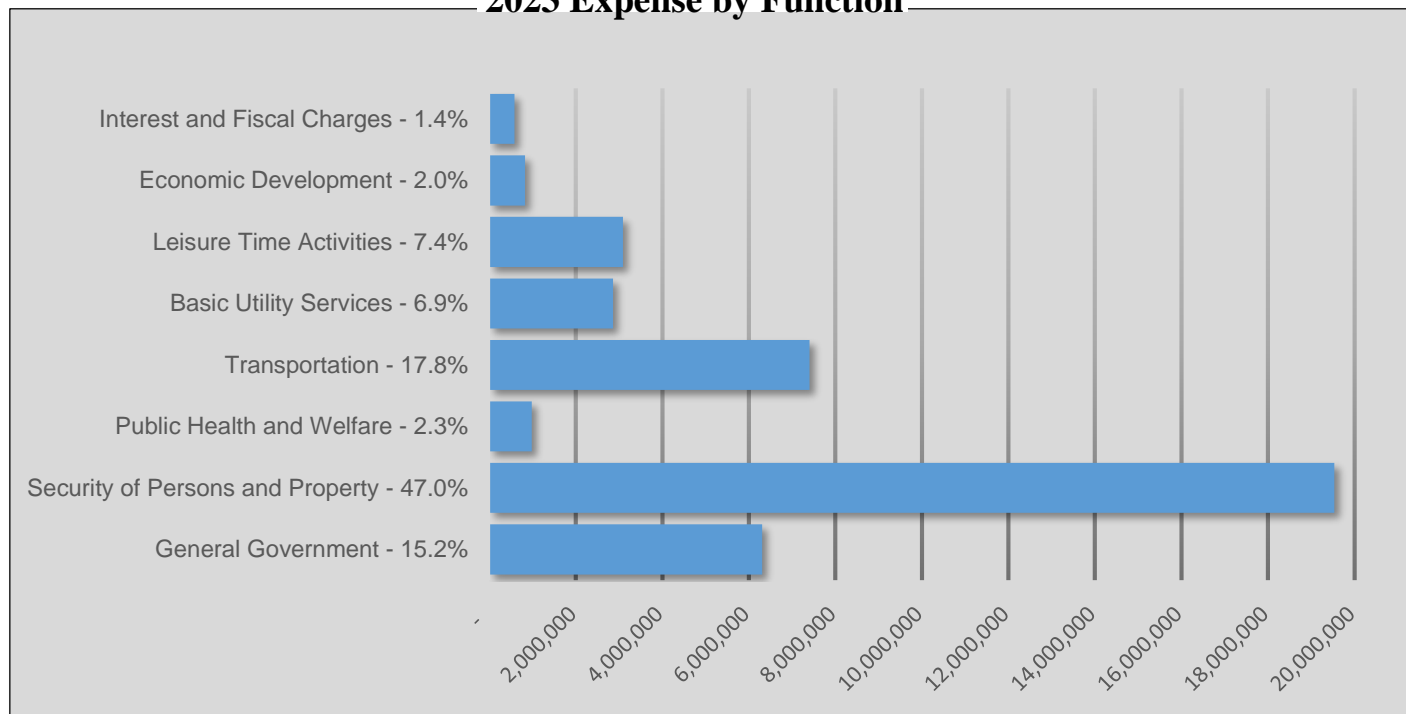
The bar chart below shows the distribution of the City’s expenses by function.

Security of persons and property, which represents the cost of providing police, dispatch, fire and paramedic services, consistently ranks as the largest outlay. Both the Police and Fire divisions require large workforces due to around-the-clock coverage to ensure the safety of the community.

## Previous Three Years’ Expenses

Expenses By Function	2023	2022	2021
General Government	\$6,309,283	\$4,872,230	\$3,220,199
Security of Persons and Property	\$19,536,339	15,400,301	15,058,401
Public Health and Welfare	\$977,952	599,031	137,349
Transportation	\$7,404,709	6,409,581	4,858,200
Basic Utility Services	\$2,860,376	2,542,410	2,573,383
Leisure Time Activities	\$3,091,375	2,400,692	1,817,301
Economic Development	\$823,007	527,581	395,305
Interest and Fiscal Charges	\$584,195	394,459	627,048
<b>Total Expenses</b>	<b>\$41,587,236</b>	<b>\$33,147,285</b>	<b>\$28,687,186</b>

### 2023 Expense by Function



### Expense by Function Definitions

- **General Government** – Includes all general administrative expenses such as Council, Mayor’s Office, Finance, Law, Human Resources, Information Technology, etc.
- **Security of Persons and Property** – Includes the cost of providing police, dispatch, fire and paramedic services.
- **Public Health and Welfare** – Includes the cost of administering youth and family programs, the food pantry, and senior center operations.
- **Transportation** – Includes the cost of providing all public works services such as street and storm channel maintenance and improvements, public property maintenance, snow removal, and equipment maintenance.
- **Basic Utility Services** – Includes the cost of rubbish collection and recycling.
- **Leisure Time Activities** – Includes the cost associated with operating the Recreation Center and recreation and senior programs.
- **Economic Development** – Includes expenses related to attracting and retaining businesses in the City.
- **Interest and Fiscal Charges** – Includes principal and interest payments on municipal debt.

## Income Taxes

Income tax represents the largest source of revenue for the City. The City of North Olmsted levies a 2% income tax on income earned within the City which is applied to gross salaries, wages, personal services compensation, and net income of for-profit organizations that conduct business in North Olmsted. North Olmsted residents are required to pay this tax on income they earn outside the City, but are given a 100% credit, up to 2%, for income taxes paid to the municipality in which they work.

Income tax collections are comprised of three sources: taxes from employee withholdings, taxes from individuals, and taxes on net profits. As shown in the graph below, taxes from withholdings comprise the largest component of the City’s income taxes, representing 67.6% of collections in 2023.

The bar graph also shows the City’s income tax collections over the past ten years. Net profits decreased in 2023 due to a significant reduction in estimated payments received from businesses. The employer withholding remained consistent as employees returned to work or employers enticed new hires with higher wages. In 2022, the Ohio State Legislature required employers to withhold income tax in the city where the employee works, which affected people who worked remotely or a hybrid work schedule.

### Principal Employers based on Payroll Withholdings

Employer (Alphabetical Order)

- Champlain Enterprises LLC
- Cleveland Clinic Foundation
- Fortune Brands Water Innovations, LLC
- Ganley Westside Imports
- Moen Incorporated
- North Olmsted School District
- PNC Bank
- R1 Motors, Inc.
- The City of North Olmsted
- Walmart Associates, Inc.

### Division of Income Tax Revenue

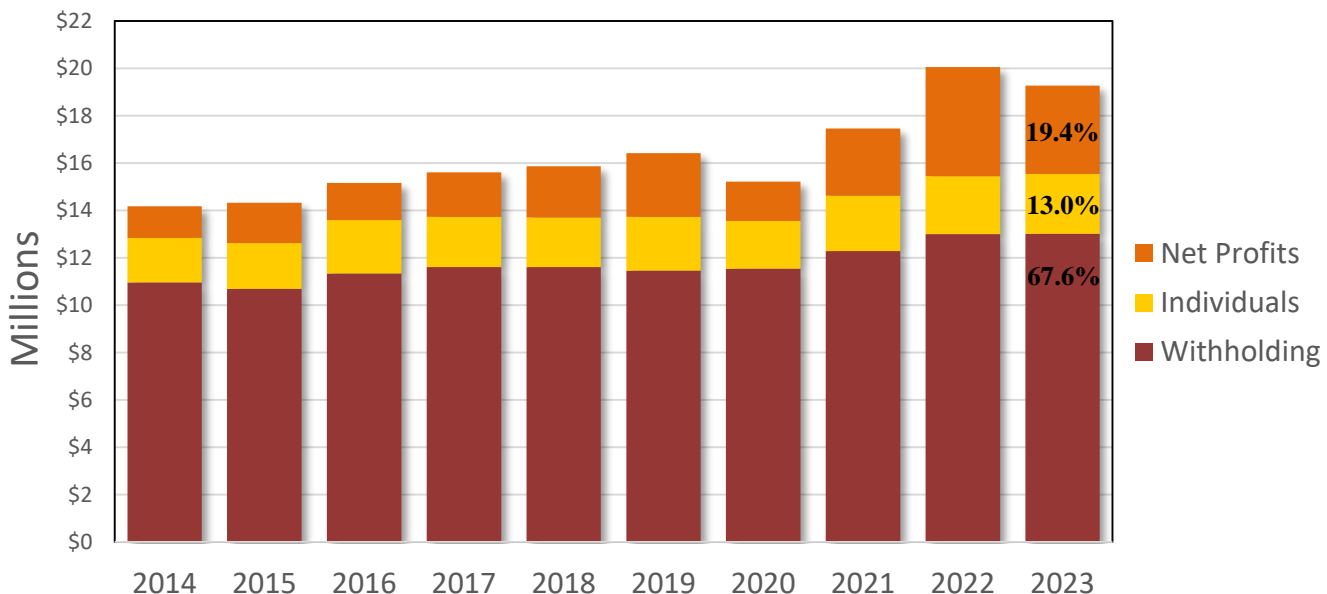
By a vote of the residents, the City’s Municipal Income tax receipts are to be divided as follows:

15% - Permanent Improvement Fund: to pay costs of permanent improvements including street and storm water drainage systems, payment of debt charges on bonds and notes issued for those purposes, and to pay costs of maintaining street and storm water drainage systems, including related equipment.

15% - Solid Waste Fund: to pay costs of services and facilities for solid waste management, recycling, and disposal.

70% - General Fund: the remaining balance; to pay costs of general municipal functions.

### Income Tax Collections for the Last 10 Years



Note: The above graph presents income tax revenue on a cash basis and depicts only the amounts actually collected in 2023. This differs from the amounts reported in our financial statements on a GAAP basis because the GAAP figures also include the amounts that were receivable at the end of the year.

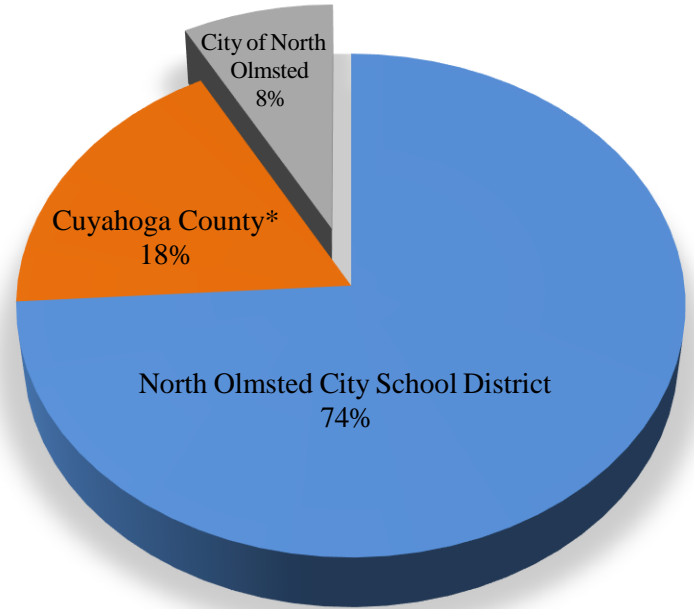
## Property Taxes

Property tax in North Olmsted is administered by the Cuyahoga County Fiscal Officer and is based on the county-assigned value of all parcels of land within each taxing district. The County Fiscal Officer determines an assessed value which is 35% of the appraised market value for each parcel. This value is updated every three years based on the average price that surrounding or similar properties sold for within the previous three-year period. Every six years, the Fiscal Officer revisits all properties to reappraise the value of each piece of land based on any building additions or major improvements. The most recent reappraisal was completed in 2021, with the first collection with the higher property values in 2022.

A key difference between the City of North Olmsted and the North Olmsted City School District is the main funding source used by each entity for operating purposes. The North Olmsted City School District, as all school districts in Ohio, is mostly funded by taxes paid on property that falls within the district. Conversely, the City has a more diverse revenue stream that funds governmental operations.

As shown in the chart below, for every \$1.00 of your property taxes paid in 2023, the City received approximately \$0.08. The majority of your property tax dollars support the North Olmsted City School District and various Cuyahoga County programs and services.

### Recipient of Property Taxes



\* Includes Cuyahoga County (10.2%), Cleveland Metro Parks (1.9%), County Library (2.4%), Cuyahoga County Community College (3.6%) and Cleveland-Cuyahoga Port Authority (0.1%)

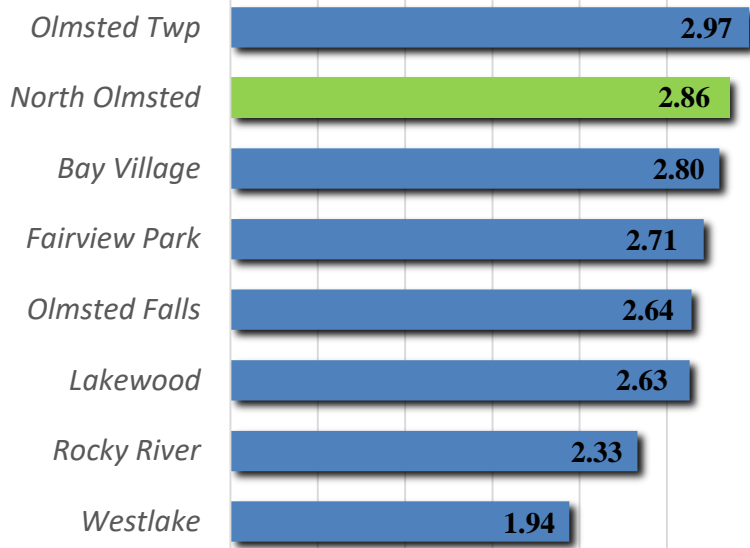
#### North Olmsted Property Tax as a Percentage of Market Value

A simple percentage can be used to estimate the total property taxes for a home. Multiply the market value of the home by the percent listed for the North Olmsted taxing district (2.86%).

Example: Taxes for a \$150,000 home in North Olmsted:

$$\mathbf{\$150,000 \times 2.86\% = \$4,290 \text{ annual property tax bill.}}$$

#### Comparative Residential Property Tax Rates Tax Year 2023 / Collection Year 2024 (Shown as a percentage of market value):



To view your property's tax bill, please visit the Cuyahoga County Fiscal Officer's website: <http://https://cuyahogacounty.gov/fiscal-officer>

This section provides information on the City’s most significant long-term obligations. It presents summarized information for both the governmental and business-type activities. Detailed information regarding all of the City’s long-term obligations can be found in the City’s 2023 Annual Report.

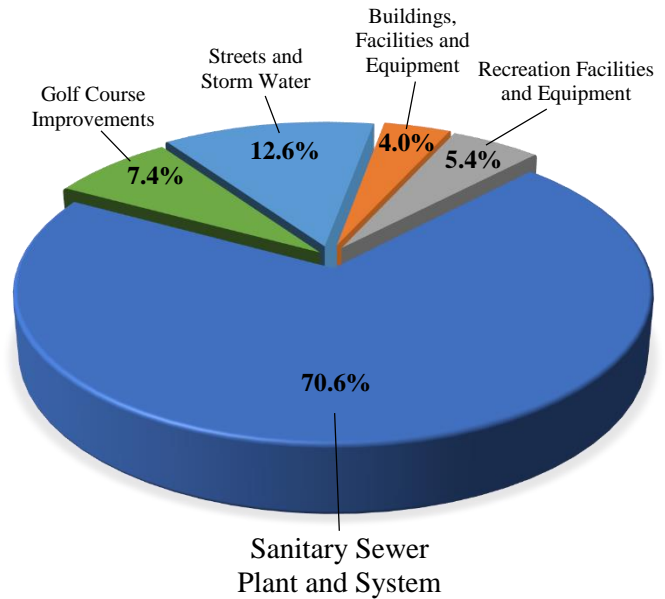
## Debt

The City of North Olmsted has been a responsible borrower and has issued debt when needed to address significant and necessary capital improvements within a prioritized plan. The chart to the right shows the purposes for which the City’s outstanding debt has been issued.

The City takes advantage of the low-interest loan programs offered by the Ohio Public Works Commission (OPWC) and the Ohio Water Development Authority (OWDA) for specific approved street or sanitary projects and various federal and state grants for specific projects or equipment needs. As of December 31, 2022, the City had various issues outstanding, including \$13.2 million of governmental activities bonds and \$4.4 million of business type bonds. Additionally, \$37.1 million of business type loans were outstanding for EPA mandated improvements to the waste water treatment plant and collection systems. Repayment for these loans is guaranteed by sewer user charges and will be completely paid off in 2035.

In June 2023, the City issued \$4,000,000 in energy conservation notes. The proceeds are to be used to provide funds to pay costs of acquiring and installing energy conservation measures in City buildings and facilities.

### Outstanding Debt by Purpose



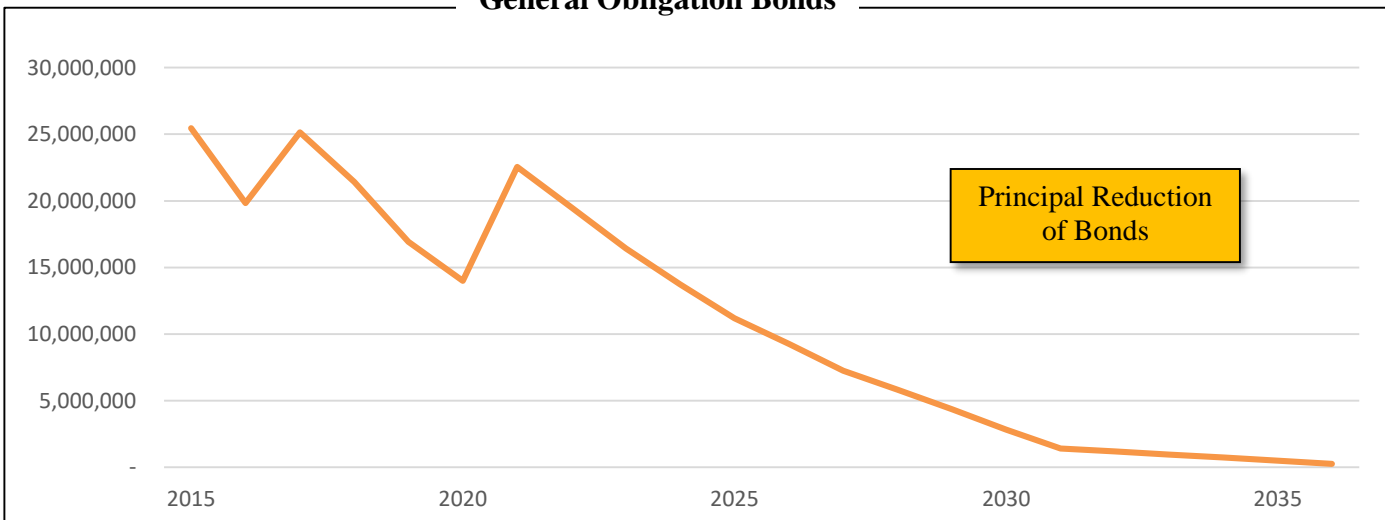
*The primary reason the City has incurred debt or obtained loans is to maintain or improve streets, sewer system, and public facilities throughout the City*

## Bond Rating

The City of North Olmsted has maintained stable Aa2 bond ratings issued by Moody’s Investors Services. According to the most recent ratings:

*“The Aa2 rating reflects the city’s moderately sized, suburban Cleveland (A1/STA) tax base with above average resident wealth indices; and strong management history demonstrated by a willingness to cut costs in previous periods of revenue volatility.” – Moody’s*

## General Obligation Bonds



			2023	2022	2021
General Government	Mayor's Court	Number of Traffic Cases	4,361	5,975	5,520
		Number of OVI Cases	38	39	36
		Number of Criminal Cases	155	111	148
	Law	Criminal Cases Prosecuted	716	714	793
		Traffic Cases Prosecuted	849	833	779
	Building	Estimated Valuation of Building Permits Issued	\$29,218,447	\$38,182,987	\$29,521,238
Number of Building Permits Issued		1546	1,489	1,754	
Security of Persons and Property	Police	Number of Criminal Arrests	1,572	1,542	1,239
		Number of DUI Arrests	95	87	91
		Number of Motor Vehicle Accidents	1,024	1,026	1,022
		Number of Prisoners Confined	1,046	1,101	848
		Number of Traffic Citations Issued	5,352	6,541	6,026
	Fire	Number of Fire Responses	805	757	798
		Number of Squad Responses	3,913	3,932	3,979
		Number of Runs per Day	13	13	13
Public Health and Welfare	Youth and Family Services	Food Cupboard Distributions - households	1,370	1,276	1,320
		Holiday Adopt-A-Family	40	36	40
	Senior Center	Meals on Wheels Clients Served	64	69	59
		Senior Transportation Connection Medical Trips	845	477	474
		Senior Transportation Connection Other Trips	2,596	1,966	2,345
Leisure Time Activities	Springvale Golf Course	Number of Golf Rounds	43,671	43,979	38,248
		Number of Golf Outings	12	12	21
		Number of Ballroom Rentals	45	40	33
	Recreation Center	Skate Programs and Events Participants	972	687	335
		Pool Programs	368	328	158
		Summer Camp Participants	206	206	256
		Fitness Pass Visits	80,303	82,226	68,223
		Prime and Silver Sneaker Pass Visits	20,067	17,108	21,798
Transportation	Service/ Streets	Street Salting and Plowing - Number of Hours	1,372	2,672	2,268
		Street Asphalt and Concrete Repair - Number of Hours	6,927	7,863	5,976
		Tree Planting and Maintenance - Number of Hours	3,233	2,664	4,096
		Vehicle Maintenance and Repair - Number of Hours	5,458	5,234	6,758
		Street Improvements- Asphalt Overlay/Recycling - Square Feet	282,348	391,842	789,155
WWTP	Wastewater Treatment	Total flow of wastewater treatment plant (Millions of Gallons)	2,507	2,277	2,256
		Average Daily Flow (Millions of gallons per day)	6.849	6.220	6.181
		Tons of wet sludge removed	5,233	4,975	5,128

**Your Elected Officials**

- Nicole Dailey Jones, Mayor
- Carrie B. Copfer, CPA, Director of Finance
- Michael R. Gareau, Jr., Director of Law
- Louis J. Brossard, President of Council
- Christopher Scarl, Ward 1
- Chris Glassburn, Ward 2
- Mary Gilchrist, Ward 3
- Mary Ellen Hemann, Ward 4
- Duane H. Limpert, Council-At-Large
- Mark Madden, Council-At-Large
- Paul Shymske, Council-At-Large

**Appointed Directors**

- Kevin Kearney, Public Service
- Lisa Kidd, Human Resources
- Timothy Pinchek, Recreation and Public Engagement
- Jennifer Scofield, Public Safety
- Max Upton, Economic and Community Development

**Important City Phone Numbers & Web Site**

- City Hall ..... 440-777-8000
- Police Department (Non-Emergency) ..... 440-777-3535
- Fire Department (Non-Emergency) ..... 440-777-1214
- Mayor’s Court ..... 440-716-4156
- Recreation Center ..... 440-734-8200
- Senior Center ..... 440-777-8100
- Youth & Family Services ..... 440-716-4166
- Oxcart Pantry ..... 440-716-4165
- Springvale Golf Course ..... 440-777-0678
- Springvale Ballroom ..... 440-777-0161

[www.north-olmsted.com](http://www.north-olmsted.com)

**Other Important Phone Numbers & Web Sites**

- Regional Income Tax Agency (RITA) ..... 800-860-7482  
[www.ritaohio.com](http://www.ritaohio.com)
- Republic Services ..... 440-458-5191  
[www.republicservices.com](http://www.republicservices.com)
- Cuyahoga County Treasurer ..... 216-443-7463  
[www.treasurer.cuyahogacounty.us](http://www.treasurer.cuyahogacounty.us)
- Cleveland Division of Water (Billing) ..... 216-664-3130  
[www.clevelandwater.com](http://www.clevelandwater.com)

**New and Improved City Alert System**

The City has a new and improved city alert system to keep residents informed about things like delays in refuse pick-up, safety and traffic issues, City events, recreation activities and City Hall closings.

This new system allows us to send communications quickly. We will be able to alert people to avoid areas because of traffic back-ups and other problems. We were unable to do this previously due to limits of the old system.

As a resident of North Olmsted, you will be able to create an account and choose the type of alerts you want to receive. The new system allows us to send specific alerts to people within a specified radius, as long as they have provided us with their home address.

With the new system, you can select how you wish to receive alerts from the City. You can choose between text, e-mail, voice call or all three.

By registering, you can add and remove yourself from any list at any time.

Sign up today using the QR Code below



or

Visit [www.north-olmsted.com](http://www.north-olmsted.com) to register.



**City of North Olmsted**  
5200 Dover Center Road  
North Olmsted, Ohio 44070

PRSRT STD  
U.S. Postage  
PAID  
Cleveland, Ohio  
Permit No. 3046

ECRWSS

\*\*\*\*\*ECRWSSDDM\*\*\*\*\*

RESIDENTIAL CUSTOMER

## North Olmsted Community Park Improvements



After many months of discussion and obtaining resident feedback, conceptual plans for improvements to North Olmsted Community Park were approved by City Council in a special meeting on July 11, 2024.

The City Engineer has been commissioned to create the drawings for the first phase of renovations and go out to bid. Phase I work will begin this fall and will be completed by the end of 2024.

Phase I, which consists of the north side of the park will include:

- Creation of three new fence enclosed ball fields to be used for baseball and softball;
- A centralized building that hosts concessions, restrooms and storage facilities;
- Walking trails that connect the exterior path and also new interior trails adjacent to the new ball fields. The trails will have spurs which connect to existing sidewalks and new crosswalks;
- New parking; and
- A renovated basketball court with new standards and glass backboards.

Once Phase I is complete, the City is hopeful the ballfields will be ready for use in summer 2025. This, of course, is dependent upon weather conditions and normal new grass growth. Phase II, including the south side of the park is slated to begin in 2025.