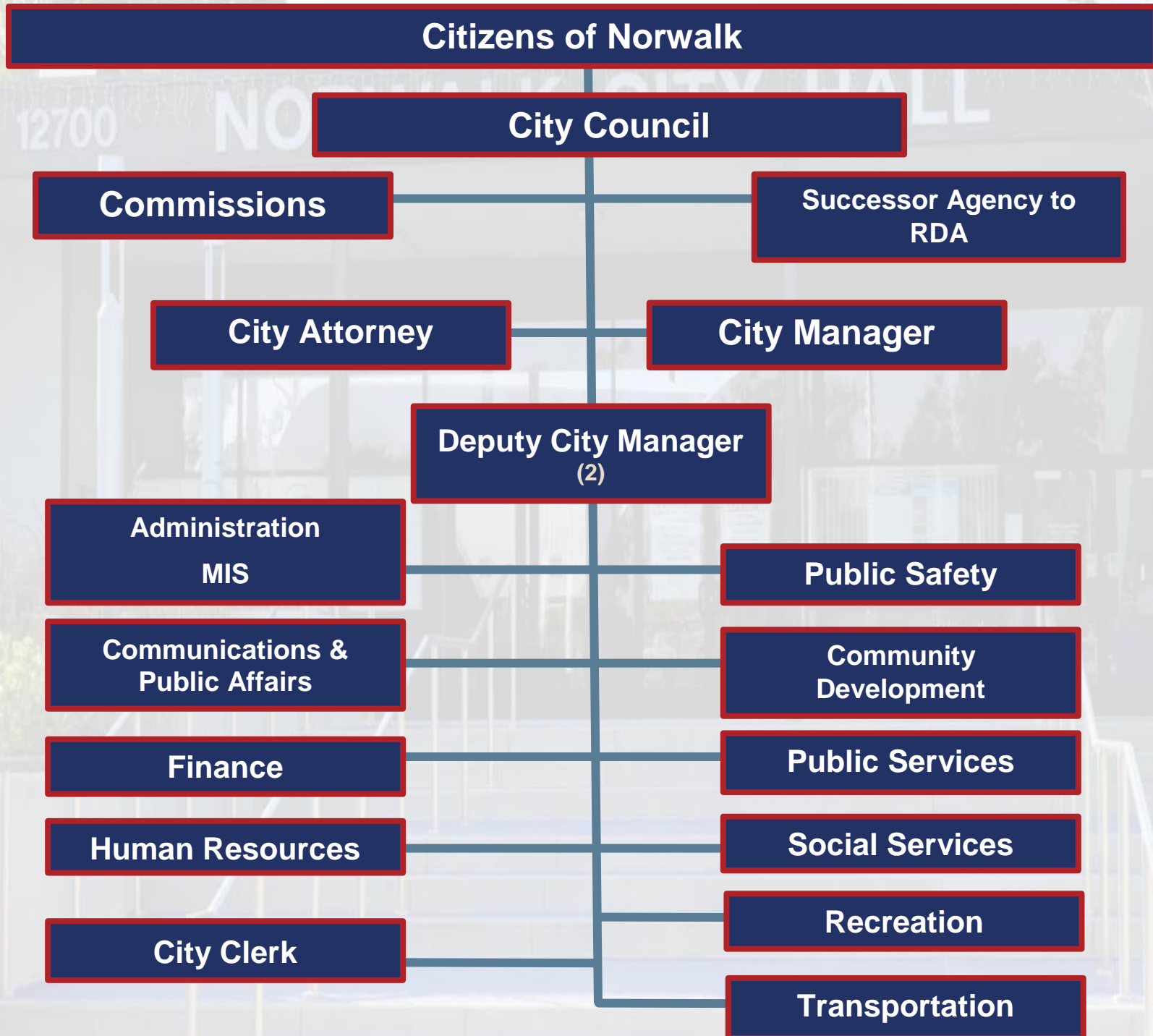


# ADOPTED BUDGET

FISCAL YEAR 2023-2024



# City of Norwalk Organizational Chart



# TABLE OF CONTENTS

<b>BUDGET SUMMARIES</b> .....	1
Summary of Changes to Fund Balance .....	2
Summary of Inter-Fund Transfers .....	6
Expenditure Summary .....	8
Summary of Full Time Positions and Part Time Hours.....	9
General Fund Revenue Summary .....	18
General Fund Expenditure Summary by Type .....	19
General Fund Expenditure Summary by Department .....	20
<b>REVENUES</b> .....	21
General Fund .....	22
Restricted Funds .....	29
<b>CAPITAL OUTLAYS</b> .....	48
<b>CAPITAL PROJECTS</b> .....	64
Carryover Capital Projects .....	68
New Capital Projects .....	84
<b>MAYOR &amp; COUNCIL</b> .....	85
<b>COMMISSIONS</b> .....	93
Youth Commission .....	94
Community Promotion .....	96
Parks and Recreation .....	98
Planning .....	100
Public Safety .....	102
Senior .....	104
Social Services .....	106
Art in Public Places.....	108

# TABLE OF CONTENTS

<b>ADMINISTRATION</b> .....	113
City Attorney .....	121
Management Services .....	124
Management Information Systems – Network Contract Services .....	130
<b>COMMUNICATIONS &amp; PUBLIC AFFAIRS</b> .....	135
Multimedia Production .....	146
<b>CITY CLERK</b> .....	150
Elections .....	158
<b>HUMAN RESOURCES</b> .....	159
Employee Benefits .....	170
<b>FINANCE</b> .....	171
City Debt Services Fund .....	182
<b>PUBLIC SAFETY</b> .....	184
COPS Grant Fund .....	199
Justice Assistance Grant .....	200
Emergency Preparedness and Operations .....	201
Code Compliance .....	207
Homeless Outreach .....	214
<b>PUBLIC SERVICES</b> .....	220
Administration .....	226
Security & Emergency Duty .....	233
Recycling Programs .....	236
Engineering .....	240
Facilities Maintenance .....	247
Civic Center Parking Structure .....	257

# TABLE OF CONTENTS

## **PUBLIC SERVICES CONT'D**

Norwalk/Santa Fe Springs Transportation Center .....	261
Street Maintenance .....	266
Traffic Maintenance .....	272
Signals & Street Lighting .....	277
Street Sweeping .....	283
Graffiti Removal .....	287
Tree Maintenance .....	291
Greenscape Maintenance .....	296
Park Maintenance – Landscape .....	300
Park Maintenance – Facilities .....	306
Park Maintenance – Projects .....	316
Environmental Services .....	318
High Speed Rail .....	322

<b>WATER SERVICES</b> .....	325
-----------------------------	-----

<b>SEWER MAINTENANCE</b> .....	336
	343

<b>SOCIAL SERVICES</b> .....	
Emergency Food & Shelter Program .....	356
Child Care .....	359
Senior Center .....	367
Senior Nutrition Program .....	376
Home Delivered Meals Program .....	378
Telephone Reassurance Program .....	379
Youth and Family Intervention Program .....	386

# TABLE OF CONTENTS

<b>RECREATION</b> .....	389
All City Band .....	401
Aquatics .....	403
Norwalk Arts & Sports Complex .....	405
Cultural Arts .....	408
Special Programs .....	411
Special Events .....	413
<b>COMMUNITY DEVELOPMENT</b> .....	417
Building & Safety .....	427
Planning .....	433
Housing and Neighborhood Development – Planning & Administration .....	437
Housing and Neighborhood Development – Residential & Commercial Rehabilitation .....	441
Housing and Neighborhood Development – Home Program .....	445
Housing and Neighborhood Development – Housing Authority .....	448
Housing and Neighborhood Development – Successor Agency to the Housing Redevelopment .....	455
Community Improvements Program .....	457
<b>TRANSIT</b> .....	458
Equipment Maintenance .....	477
<b>AMERICAN RESCUE PLAN ACT (ARPA)</b> .....	485
<b>APPENDIX</b>	
Debt Description .....	491
Revenue Guide .....	494
Glossary .....	498



# **BUDGET SUMMARIES**



**Summary of Changes to Fund Balances / Working Capital  
Fiscal Year 2023-24**

Fund	ESTIMATED FUND BALANCE/ WORKING CAPITAL 7/1/2023	REVENUES FOR FY 2024	TRANSFERS IN FOR FY 2024	TRANSFERS (OUT) FOR FY 2024	OPERATING & CAPITAL OUTLAY EXPENSES FOR FY 2024	CIP EXPENSE FOR FY 2024	ESTIMATED CHANGE IN FUND BALANCE/ WORKING CAPITAL FY 2024	ESTIMATED FUND BALANCE/ WORKING CAPITAL AS OF JUNE 30, 2024
General Fund (unassigned)*	25,617,528	71,827,855	2,888,292	(4,261,952)	(67,490,359)	-	2,963,836	15,046,345
Release of Fund Balance/Transfer to Reserves	264,981	-	-	(13,800,000)	-	-	(13,800,000)	
<b>Total General Fund</b>	<b>25,882,509</b>	<b>71,827,855</b>	<b>2,888,292</b>	<b>(18,061,952)</b>	<b>(67,490,359)</b>	<b>-</b>	<b>(10,836,164)</b>	<b>15,046,345</b>
<b>Special Revenue Funds</b>								
Child Care	(0)	6,984,616	-	-	(6,984,616)	-	-	-
Gas Tax	3,522,670	2,939,870	-	-	(2,065,000)	(3,191,414)	(2,316,544)	1,206,126
Community Development Block Grant	(0)	2,763,752	-	-	(2,157,573)	(499,127)	107,052	107,052
Home Grant	467,648	1,948,250	-	-	(1,610,024)	-	338,226	805,874
Homeless Prevention Grant	6,843	-	-	-	-	-	-	6,843
Proposition A - Local Return	406,851	2,941,650	-	(859,967)	(1,989,458)	(499,076)	(406,851)	-
Air Quality Management	263,825	134,100	-	-	(101,364)	-	32,736	296,561
Senior Services Grant	0	54,489	51,246	-	(105,735)	-	-	-
ARPA - American Rescue Plan Act	18,477,997	-	-	(2,888,292)	(8,896,136)	(1,395,915)	(13,180,343)	5,297,654
FEMA Grant	-	978,000	-	-	-	(978,000)	-	-
COPS Grant	336,939	230,500	-	-	(297,513)	-	(67,013)	269,926
CalRecycle Grant	-	124,600	-	-	(124,600)	-	-	-
Juvenile Assistance Grant	0	15,554	-	-	(15,554)	-	-	-
Recreation Grant	2,729	-	-	-	-	-	-	2,729
CalOES - LISTOS Grant	-	123,056	-	-	(123,056)	-	-	-
Proposition C - Local Return	8,260,565	2,559,700	-	(247,819)	(1,524,104)	(4,689,677)	(3,901,900)	4,358,665
Measure R - Local Return	1,590,338	1,830,030	-	(864,900)	(643,500)	(1,717,064)	(1,395,434)	194,904
Measure M - Local Return	3,767,125	2,073,700	-	(974,050)	(160,000)	(4,325,486)	(3,385,836)	381,289
Measure W - Local Return	3,271,322	1,105,000	-	-	(350,000)	-	755,000	4,026,322
Senior Nutrition Program	0	1,249,486	325,303	-	(1,574,789)	-	-	-
Parking Structure Operations	0	275,000	427,510	(253,622)	(448,888)	-	-	-
Asset Forfeitures	678	-	-	-	-	-	-	678
COVID Women's Recovery Response Grant	-	14,545	-	-	(14,545)	-	-	-
Successor Agency Housing Administration	632,961	3,000	344,180	-	(105,384)	-	241,796	874,757
Housing Assistance Program	2,605,804	8,729,420	-	-	(9,141,893)	-	(412,473)	2,193,331
Community Development Grants	-	666,000	-	-	(666,000)	-	-	-
Norwalk Community Improvement Grants	1,510,000	-	-	-	(1,510,000)	-	(1,510,000)	-
<b>Total Special Revenue Funds</b>	<b>45,124,295</b>	<b>37,744,318</b>	<b>1,148,239</b>	<b>(6,088,650)</b>	<b>(40,609,730)</b>	<b>(17,295,759)</b>	<b>(25,101,584)</b>	<b>20,022,711</b>

**Summary of Changes to Fund Balances / Working Capital  
Fiscal Year 2023-24**

Fund	ESTIMATED FUND BALANCE/ WORKING CAPITAL 7/1/2023	REVENUES FOR FY 2024	TRANSFERS IN FOR FY 2024	TRANSFERS (OUT) FOR FY 2024	OPERATING & CAPITAL OUTLAY EXPENSES FOR FY 2024	CIP EXPENSE FOR FY 2024	ESTIMATED CHANGE IN FUND BALANCE/ WORKING CAPITAL FY 2024	ESTIMATED FUND BALANCE/ WORKING CAPITAL AS OF JUNE 30, 2024
<b>Capital Projects Funds</b>								
Prop 1B - Capital Projects	232,230	1,000	-	-	-	-	1,000	233,230
RMRA - Road Maintenance Rehab Account	8,724,798	2,561,500	-	-	-	(3,605,496)	(1,043,996)	7,680,802
Highway Safety Improvement Program (HSIP) Grant	-	4,211,224	-	-	-	(4,211,224)	-	-
Omnibus Grant	-	1,720,000	-	-	-	(1,720,000)	-	-
Arts in Public Places	631,131	21,000	-	-	(316,000)	-	(295,000)	336,131
LA County - MTA Measure R	-	2,976,631	-	-	-	(2,976,631)	-	-
S.B. 821- Bicycle/Pedestrian	-	296,692	-	-	-	(105,000)	191,692	191,692
I-605 Mitigation (Measure R)	-	18,151,354	-	-	-	(18,151,354)	-	-
Surface Transportation Program (STPL)	-	1,480,000	-	-	-	(1,480,000)	-	-
Street Light Project - Loan Proceeds	310,871	-	-	-	-	(307,212)	(307,212)	3,659
Bond Proceeds - RDA	10,498,573	35,000	-	-	(195,000)	(1,186,122)	(1,346,122)	9,152,451
Housing Bond Proceeds	9,921,072	35,000	-	-	-	(4,782,226)	(4,747,226)	5,173,846
Prop 68 - Park Renovations	-	8,743,000	-	-	-	(8,743,000)	-	-
Park Bonds Fund - Measure A	-	2,200,000	-	-	-	(2,200,000)	-	-
California High Speed Rail	-	100,000	-	-	(100,000)	-	-	-
Measure R Bond Proceeds	3,214,090	5,000	-	-	-	(2,884,611)	(2,879,611)	334,479
Measure M Bond Proceeds	8,743,090	5,000	-	-	-	(8,579,134)	(8,574,134)	168,956
Park Dedication Fund	111,762	-	-	-	-	-	-	111,762
Measure W - Stormwater Grant	2,246,433	253,567	-	-	-	(2,500,000)	(2,246,433)	-
<b>Total Capital Projects Funds</b>	<b>44,634,050</b>	<b>42,795,968</b>	<b>-</b>	<b>-</b>	<b>(611,000)</b>	<b>(63,432,010)</b>	<b>(21,247,042)</b>	<b>23,387,008</b>
<b>Capital Reserve Funds</b>								
City General Plan	1,150,542	500	-	-	-	-	500	1,151,042
Parks Renovation	8,687,071	500	2,500,000	-	(180,000)	(6,675,496)	(4,354,996)	4,332,075
NASC Equipment Replacement	413,836	500	50,000	-	(36,500)	-	14,000	427,836
Technology Upgrade	1,900,311	500	2,250,000	-	(199,150)	-	2,051,350	3,951,661
Vehicle & Equipment Replacement	3,692,985	500	2,000,000	-	(1,354,507)	-	645,993	4,338,978
Facilities Renovation	3,674,537	500	4,000,000	-	(69,900)	(5,032,729)	(1,102,129)	2,572,408
Street Renovation	10,899,550	2,000	3,000,000	-	(600,000)	-	2,402,000	13,301,550
<b>Total Capital Reserve Funds</b>	<b>30,418,832</b>	<b>5,000</b>	<b>13,800,000</b>	<b>-</b>	<b>(2,440,057)</b>	<b>(11,708,225)</b>	<b>(343,282)</b>	<b>30,075,550</b>

**Summary of Changes to Fund Balances / Working Capital  
Fiscal Year 2023-24**

Fund	ESTIMATED FUND BALANCE/ WORKING CAPITAL 7/1/2023	REVENUES FOR FY 2024	TRANSFERS IN FOR FY 2024	TRANSFERS (OUT) FOR FY 2024	OPERATING & CAPITAL OUTLAY EXPENSES FOR FY 2024	CIP EXPENSE FOR FY 2024	ESTIMATED CHANGE IN FUND BALANCE/ WORKING CAPITAL FY 2024	ESTIMATED FUND BALANCE/ WORKING CAPITAL AS OF JUNE 30, 2024
<b>Enterprise Funds- working capital**</b>								
Transportation - Operations	14,098,001	17,704,178	1,107,786	-	(18,699,176)	-	112,788	11,841,295
Transportation - Use of reserves	-	-	-	-	(141,625)	(2,227,869)	(2,369,494)	-
Transportation - Capital	0	9,354,930	-	-	(7,444,774)	(1,910,156)	-	-
<b>Subtotal Transit</b>	<b>14,098,001</b>	<b>27,059,108</b>	<b>1,107,786</b>	<b>-</b>	<b>(26,285,575)</b>	<b>(4,138,025)</b>	<b>(2,256,706)</b>	<b>11,841,295</b>
Water	9,880,174	5,904,500	-	-	(5,570,901)	(5,803,430)	(5,469,831)	4,410,343
Water - Capital Grants	-	2,000,000	-	-	-	(2,000,000)	-	-
<b>Subtotal Water</b>	<b>9,880,174</b>	<b>7,904,500</b>	<b>-</b>	<b>-</b>	<b>(5,570,901)</b>	<b>(7,803,430)</b>	<b>(5,469,831)</b>	<b>4,410,343</b>
Sewer	10,557,990	2,630,000	-	-	(1,745,351)	(1,945,517)	(1,060,868)	9,497,122
<b>Total Enterprise Funds**</b>	<b>34,536,166</b>	<b>37,593,608</b>	<b>1,107,786</b>	<b>-</b>	<b>(33,601,827)</b>	<b>(13,886,972)</b>	<b>(8,787,405)</b>	<b>25,748,760</b>
<b>Total City Funds</b>	<b>180,595,852</b>	<b>189,966,749</b>	<b>18,944,317</b>	<b>(24,150,602)</b>	<b>(144,752,973)</b>	<b>(106,322,966)</b>	<b>(66,315,477)</b>	<b>114,280,375</b>
<b>Debt Service / Internal Service/ Trust Funds</b>								
<b>Debt Service Fund</b>								
2013 A&B Lease Revenue Refund Bonds	-	-	1,457,319	-	(1,457,319)	-	-	-
Street Light Lease	-	-	410,016	-	(410,016)	-	-	-
2019B Measure R Bonds	-	-	864,900	-	(864,900)	-	-	-
2019A Measure M Bonds	-	-	974,050	-	(974,050)	-	-	-
<b>Total Debt Service Fund</b>	<b>-</b>	<b>-</b>	<b>3,706,285</b>	<b>-</b>	<b>(3,706,285)</b>	<b>-</b>	<b>-</b>	<b>-</b>
<b>Internal Service Funds</b>								
Equipment Maintenance	-	5,292,778	-	-	(5,292,778)	-	-	-
Employee Benefits	-	22,788,159	-	-	(22,788,159)	-	-	-
<b>Total Internal Service Funds</b>	<b>-</b>	<b>28,080,937</b>	<b>-</b>	<b>-</b>	<b>(28,080,937)</b>	<b>-</b>	<b>-</b>	<b>-</b>
<b>Trust Funds</b>								
Irrevocable Post Employment Benefit Trust Fund	18,111,033	1,138,196	1,500,000	-	(60,000)	-	2,578,196	20,689,229
Irrevocable Pension Trust Fund	6,069,879	50,000	-	-	(20,000)	-	30,000	6,099,879
Donations Held In Trust - City Wide	363,457	-	-	-	-	-	-	363,457
<b>Total Irrevocable Trust Funds</b>	<b>24,544,368</b>	<b>1,188,196</b>	<b>1,500,000</b>	<b>-</b>	<b>(80,000)</b>	<b>-</b>	<b>2,608,196</b>	<b>27,152,565</b>

**Summary of Changes to Fund Balances / Working Capital  
Fiscal Year 2023-24**

Fund	ESTIMATED FUND BALANCE/ WORKING CAPITAL 7/1/2023	REVENUES FOR FY 2024	TRANSFERS IN FOR FY 2024	TRANSFERS (OUT) FOR FY 2024	OPERATING & CAPITAL OUTLAY EXPENSES FOR FY 2024	CIP EXPENSE FOR FY 2024	ESTIMATED CHANGE IN FUND BALANCE/ WORKING CAPITAL FY 2024	ESTIMATED FUND BALANCE/ WORKING CAPITAL AS OF JUNE 30, 2024
<b>Subtotal Debt Service / Internal Service / Trust Funds</b>	<b>24,544,368</b>	<b>29,269,133</b>	<b>5,206,285</b>	<b>-</b>	<b>(31,867,222)</b>	<b>-</b>	<b>(39,986,576)</b>	<b>27,152,565</b>
Less: Internal Service Funds	-	(28,080,937)	-	-	28,080,937	-	-	-
<b>Net Total All Funds</b>	<b>205,140,220</b>	<b>191,154,945</b>	<b>24,150,602</b>	<b>(24,150,602)</b>	<b>(148,539,258)</b>	<b>(106,322,966)</b>	<b>(63,707,281)</b>	<b>141,432,940</b>
<i>** Enterprise funds report working capital balance</i>								
<b>Net Total All Funds</b>	<b>205,140,220</b>	<b>191,154,945</b>	<b>24,150,602</b>	<b>(24,150,602)</b>	<b>(148,539,258)</b>	<b>(106,322,966)</b>	<b>(63,707,281)</b>	<b>141,432,940</b>

## Summary of Inter-Fund Transfers Fiscal Year 2023-24

From:	To:	Amount
General Fund	Debt Service Fund	(1,613,713)
	Senior Grant Fund	(51,246)
	Senior Nutrition Program Fund	(325,303)
	Successor Agency Housing Fund	(344,180)
	Parking Structure Fund	(427,510)
	Irrevocable OPEB Trust	(1,500,000)
General Fund Transfers Out - Operating		<b>\$ (4,261,952)</b>
	Parks Renovation	(2,500,000)
	NASC Equipment Replacement	(50,000)
	Technology Upgrade	(2,250,000)
	Vehicle & Equipment Replacement	(2,000,000)
	Facilities Renovation	(4,000,000)
	Street Renovation	(3,000,000)
General Fund Transfers Out - Reserves		<b>\$ (13,800,000)</b>
Proposition A	Transportation - Operations	<b>\$ (859,967)</b>
American Rescue Plan - (ARPA)	General Fund	<b>\$ (2,888,292)</b>
Proposition C	Transportation - Operations	<b>\$ (247,819)</b>
Measure R - Local Return	Debt Service Fund	<b>\$ (864,900)</b>
Measure M - Local Return	Debt Service Fund	<b>\$ (974,050)</b>
Parking Structure Operations	Debt Service Fund	<b>\$ (253,622)</b>

## Summary of Inter-Fund Transfers Fiscal Year 2023-24

To:	From:	Amount
General Fund	ARPA - American Rescue Plan Act	\$ 2,888,292
Senior Grant Fund	General Fund	\$ 51,246
Senior Nutrition Program Fund	General Fund	\$ 325,303
Parking Structure Operations	General Fund	\$ 427,510
Successor Agency Housing Fund	General Fund	\$ 344,180
Parks Renovation	General Fund	\$ 2,500,000
NASC Equipment Replacement	General Fund	\$ 50,000
Technology Upgrade	General Fund	\$ 2,250,000
Vehicle & Equipment Replacement	General Fund	\$ 2,000,000
Facilities Renovation	General Fund	\$ 4,000,000
Street Renovation	General Fund	\$ 3,000,000
Transportation - Operations	Proposition A	859,967
Transportation - Operations	Proposition C	247,819
<b>Total Transportation - Operations</b>		<b>\$ 1,107,786</b>
Debt Service Fund	General Fund	1,613,713
	Parking Structure Operations	253,622
	Measure R - Local Return	864,900
	Measure M - Local Return	974,050
<b>Total Debt Service Transfers In</b>		<b>\$ 3,706,285</b>
Irrevocable Post Employment Benefit Trust Fund	General Fund	\$ 1,500,000

**CITY OF NORWALK**  
**ALL FUNDS - EXPENDITURE SUMMARY**

EXPENDITURES BY TYPE	GENERAL FUND			OTHER FUNDS			TOTAL ALL FUNDS		
	FY 22-23 ADOPTED BUDGET	FY 23-24 PROPOSED BUDGET	VARIANCE %	FY 22-23 ADOPTED BUDGET	FY 23-24 PROPOSED BUDGET	VARIANCE %	FY 22-23 ADOPTED BUDGET	FY 23-24 PROPOSED BUDGET	VARIANCE %
<i>Personnel</i>	33,886,023	34,890,962	3%	19,886,504	20,934,716	5%	53,772,527	55,825,679	4%
<i>Operations</i>	33,504,265	35,628,411	6%	40,223,487	40,723,327	1%	73,727,752	76,351,738	4%
<i>Operational Transfer to Special Revenue Funds</i>	550,401	720,729	31%	-	-	-	550,401	720,729	31%
<i>Operational Transfer to Parking Structure Fund</i>	381,135	427,510	12%	-	-	-	381,135	427,510	12%
<i>Operational Transfer to General Fund from ARPA</i>	-	-	0%	2,888,400	2,888,292	100%	2,888,400	2,888,292	0%
<i>Debt Service</i>	1,616,547	1,613,713	0%	2,389,065	2,633,184	10%	4,005,612	4,246,897	6%
<i>Capital Outlay</i>	780,700	533,550	-32%	11,571,740	13,329,214	15%	12,352,440	13,862,764	12%
<b>TOTAL OPERATIONS AND CAPITAL OUTLAY</b>	<b>70,719,071</b>	<b>73,814,875</b>	<b>4%</b>	<b>76,959,196</b>	<b>80,508,733</b>	<b>5%</b>	<b>147,678,267</b>	<b>154,323,609</b>	<b>4%</b>
<i>Operations Offset from Special Revenue Funds</i>	(2,062,564)	(2,062,564)	0%	2,062,564	2,062,564	0%	-	-	-
<b>NET OPERATIONS AND CAPITAL OUTLAY</b>	<b>68,656,507</b>	<b>71,752,311</b>	<b>5%</b>	<b>79,021,760</b>	<b>82,571,297</b>	<b>4%</b>	<b>147,678,267</b>	<b>154,323,609</b>	<b>4%</b>
<i>Transfers - City General Plan</i>	750,000	-	-100%	-	-	-	750,000	-	-100%
<i>Transfers - Parks Renovation</i>	6,625,000	2,500,000	-62%	-	-	-	6,625,000	2,500,000	-62%
<i>Transfers - NASC Equipment Replacement</i>	50,000	50,000	0%	-	-	-	50,000	50,000	0%
<i>Transfers - Technology Upgrade</i>	750,000	2,250,000	200%	-	-	-	750,000	2,250,000	200%
<i>Transfers - Vehicle &amp; Equipment Replacement</i>	1,147,000	2,000,000	74%	-	-	-	1,147,000	2,000,000	74%
<i>Transfers - Facilities Renovation</i>	1,450,000	4,000,000	176%	-	-	-	1,450,000	4,000,000	176%
<i>Transfers - Street Renovation</i>	1,750,000	3,000,000	71%	-	-	-	1,750,000	3,000,000	71%
<i>Transfers - Pension</i>	1,000,000	-	0%	-	-	-	1,000,000	-	-100%
<b>TOTAL TRANSFER TO RESERVES</b>	<b>13,522,000</b>	<b>13,800,000</b>	<b>2%</b>	<b>-</b>	<b>-</b>	<b>-</b>	<b>13,522,000</b>	<b>13,800,000</b>	<b>2%</b>
<i>Capital Improvement</i>	-	-	-	47,409,506	106,322,966	124%	47,409,506	106,322,966	124%
<b>TOTAL CITY BUDGET</b>	<b>82,178,507</b>	<b>85,552,311</b>	<b>4%</b>	<b>126,431,266</b>	<b>188,894,263</b>	<b>49%</b>	<b>208,609,773</b>	<b>274,446,575</b>	<b>32%</b>

**CITY OF NORWALK**  
**ALLOCATION OF FULL-TIME POSITIONS**

Position Title	FY 22-23 Allocation	FY22-23 Budgeted Wages	FY 23-24 Allocation	FY23-24 Budgeted Wages	VAR POSITIONS FY'24 vs FY'23	VAR - WAGE FY'24 vs FY'23
Mayor & Council	1.00	81,694	1.00	84,135	-	2,441
Administration	4.51	708,329	4.54	763,464	0.03	55,135
Management Services	0.50	40,934	1.00	81,082	0.50	40,148
Mangement Information Systems	1.00	132,046	1.00	152,851	-	20,805
Communications & Public Affairs	4.40	410,243	4.40	408,493	-	(1,750)
Multimedia Production	2.00	140,467	3.00	201,938	1.00	61,471
City Clerk	5.95	516,788	5.95	522,336	-	5,548
Human Resources	4.50	462,933	4.50	508,299	-	45,366
Finance	10.96	875,839	11.03	910,692	0.07	34,853
<b>GENERAL GOVERNMENT SUBTOTAL:</b>	<b>34.82</b>	<b>3,426,328</b>	<b>36.42</b>	<b>3,690,345</b>	<b>1.60</b>	<b>264,017</b>
Public Safety	13.50	1,117,731	12.50	1,130,632	(1.00)	12,901
Emergency Preparedness	1.00	83,559	0.50	62,521	(0.50)	(21,038)
Code Compliance	8.00	644,834	9.00	722,324	1.00	77,490
<b>PUBLIC SAFETY SUBTOTAL:</b>	<b>22.50</b>	<b>1,846,124</b>	<b>22.00</b>	<b>1,915,477</b>	<b>(0.50)</b>	<b>69,353</b>
Public Safety	8.50	484,316	-	-	(8.50)	(484,316)
Social Services	0.20	18,835	-	-	(0.20)	(18,835)
<b>HOMELESS OUTREACH SUBTOTAL:</b> <i>( FY24 - ARPA funded )</i>	<b>8.70</b>	<b>503,151</b>	<b>-</b>	<b>-</b>	<b>(8.70)</b>	<b>(503,151)</b>
Public Services - Administration	3.85	358,916	3.90	394,833	0.05	35,917
Engineering	6.30	654,087	6.30	658,048	-	3,961
Facilities Maintenance - Facilities	9.90	629,759	10.90	711,378	1.00	81,619
Street Maintenance	5.20	333,011	5.20	333,918	-	907
Traffic Maintenance	4.20	281,387	4.45	306,919	0.25	25,532

**CITY OF NORWALK**  
**ALLOCATION OF FULL-TIME POSITIONS**

Position Title	FY 22-23 Allocation	FY22-23 Budgeted Wages	FY 23-24 Allocation	FY23-24 Budgeted Wages	VAR POSITIONS FY'24 vs FY'23	VAR - WAGE FY'24 vs FY'23
Signals & Street Lighting	2.20	181,897	2.95	241,008	0.75	59,111
Street Sweeping	0.10	9,585	0.10	9,873	-	288
Graffiti Removal	3.45	194,831	3.45	208,518	-	13,687
Tree Maintenance	4.50	304,777	6.00	404,246	1.50	99,469
Greenscape Maintenance	2.50	181,168	3.00	202,756	0.50	21,588
Park Maintenance - Landscape	7.00	483,215	8.00	545,021	1.00	61,806
Park Maintenance - Facilities	10.00	596,074	10.00	610,546	-	14,472
Environmental Services	0.15	22,214	0.15	23,215	-	1,001
<b>PUBLIC SERVICES SUBTOTAL:</b>	<b>59.35</b>	<b>4,230,921</b>	<b>64.40</b>	<b>4,650,279</b>	<b>5.05</b>	<b>419,358</b>
Social Services	5.38	406,591	5.18	493,464	(0.20)	86,873
Senior Center	6.35	439,699	6.35	467,373	-	27,674
Youth & Family Intervention	2.20	160,109	2.20	164,927	-	4,818
<b>SOCIAL SERVICES SUBTOTAL:</b>	<b>13.93</b>	<b>1,006,399</b>	<b>13.73</b>	<b>1,125,764</b>	<b>(0.20)</b>	<b>119,365</b>
Recreation	8.40	763,673	8.40	799,193	-	35,520
Norwalk Arts & Sports Complex	5.00	401,543	5.00	407,161	-	5,618
<b>RECREATION SUBTOTAL:</b>	<b>13.40</b>	<b>1,165,216</b>	<b>13.40</b>	<b>1,206,354</b>	<b>-</b>	<b>41,138</b>
Community Development - Administration	3.80	387,511	3.80	401,932	-	14,421
Building and Safety	8.95	761,147	8.95	824,213	-	63,066
Planning	6.00	585,008	6.00	593,668	-	8,660
<b>COMMUNITY DEVELOPMENT SUBTOTAL:</b>	<b>18.75</b>	<b>1,733,666</b>	<b>18.75</b>	<b>1,819,813</b>	<b>-</b>	<b>86,147</b>
<b>GENERAL FUND TOTAL</b>	<b>171.45</b>	<b>13,854,750</b>	<b>168.70</b>	<b>14,350,977</b>	<b>(2.75)</b>	<b>496,227</b>

**CITY OF NORWALK**  
**ALLOCATION OF FULL-TIME POSITIONS**

Position Title	FY 22-23 Allocation	FY22-23 Budgeted Wages	FY 23-24 Allocation	FY23-24 Budgeted Wages	VAR POSITIONS FY'24 vs FY'23	VAR - WAGE FY'24 vs FY'23
Housing Authority	6.68	524,558	6.68	530,064	(0.00)	5,506
Successor Agency to the Norwalk Redevelopment Agency	0.68	142,331	0.65	140,264	(0.03)	(2,067)
Successor Agency to the Housing Redevelopment Agency	0.10	13,340	0.10	14,008	-	668
Child Care Program	9.05	582,105	7.19	509,673	(1.86)	(72,432)
CDBG Program	3.23	255,768	3.23	264,387	-	8,619
CDBG Home	0.20	17,230	0.20	17,882	-	652
Senior Grant	0.34	27,765	0.31	25,290	(0.03)	(2,475)
ARPA - American Rescue Plan Act	5.00	415,960	5.00	432,026	-	16,066
ARPA - Homeless Outreach	-	-	8.65	596,796	8.65	596,796
COPS	0.75	63,938	0.50	43,903	(0.25)	(20,035)
Proposition C - Administration	0.34	35,667	0.30	35,316	(0.04)	(351)
Proposition C - Transportation Center Operations	2.04	147,522	2.54	197,127	0.50	49,605
Senior Nutrition Program	1.74	117,152	1.65	119,397	(0.09)	2,245
Parking Structure Operations	0.50	27,013	0.50	28,337	-	1,324
High Speed Rail	0.05	9,349	-	-	(0.05)	(9,349)
<b>SPECIAL REVENUE FUNDS SUBTOTAL:</b>	<b>30.70</b>	<b>2,379,698</b>	<b>37.50</b>	<b>2,954,470</b>	<b>6.80</b>	<b>574,772</b>
Water Services	6.64	577,015	6.69	575,640	0.05	(1,375)
Sewer Maintenance	3.05	307,820	2.95	307,619	(0.10)	(201)
<b>WATER &amp; SEWER FUNDS SUBTOTAL:</b>	<b>9.69</b>	<b>884,835</b>	<b>9.64</b>	<b>883,259</b>	<b>(0.05)</b>	<b>(1,576)</b>

**CITY OF NORWALK**  
**ALLOCATION OF FULL-TIME POSITIONS**

Position Title	FY 22-23 Allocation	FY22-23 Budgeted Wages	FY 23-24 Allocation	FY23-24 Budgeted Wages	VAR POSITIONS FY'24 vs FY'23	VAR - WAGE FY'24 vs FY'23
Transit - Administration	8.66	715,448	10.66	901,493	2.00	186,045
Transit - Operations	51.00	3,601,725	51.00	3,745,219	-	143,494
Transit - ARPA	2.00	148,512	-	-	(2.00)	(148,512)
<b>TRANSIT FUND SUBTOTAL:</b>	61.66	4,465,685	61.66	4,646,712	-	181,027
Administration	1.50	231,813	1.50	234,253	-	2,440
Vehicle Maintenance	13.30	1,012,546	13.30	1,042,898	-	30,352
Non - Vehicle Maintenance	0.70	53,303	0.70	54,895	-	1,592
<b>VEHICLE MAINTENANCE FUND SUBTOTAL:</b> <i>Internal Service Fund - allocated 80% to Transit, 20% City Wide</i>	15.50	1,297,662	15.50	1,332,046	-	34,384
<b>TOTAL OTHER FUNDS TOTAL</b>	117.55	9,027,880	124.30	9,816,487	6.75	788,607
<b>ALL FUNDS TOTAL</b>	289.00	22,882,630	293.00	24,167,464	4.00	1,284,834

**CITY OF NORWALK**  
**ALLOCATION OF PART-TIME HOURS**

Department	Position Title	FY 22-23 Budgeted Hours	FY22-23 Budgeted Wages	FY 23-24 Budgeted Hours	FY23-24 Budgeted Wages	VAR HOURS FY'24 vs FY'23	VAR - WAGE FY'24 vs FY'23
Communications & Public Affairs	Community Information Assistant	1,290	29,627	-	-	(1,290)	(29,627)
Multimedia Production	Production Specialist	1,950	57,462	1,950	56,910	-	(552)
	Production Assistant	2,912	55,218	1,300	25,407	(1,612)	(29,811)
City Clerk	Office Assistant I	1,040	26,247	1,040	27,034	-	787
Human Resources	Office Assistant II	1,560	42,876	1,560	44,162	-	1,286
	City Wide Interns	2,700	51,198	2,700	52,767	-	1,569
Finance	Account Clerk II	1,820	52,004	1,820	53,564	-	1,560
GENERAL GOVERNMENT SUBTOTAL		13,272	314,632	10,370	259,844	(2,902)	(54,788)
Public Safety	Public Safety Officer II	2,624	91,332	2,624	94,438	-	3,106
	Public Safety Officer I	53,118	1,408,690	53,118	1,450,951	-	42,261
	Office Assistant I	-	-	1,664	39,233	1,664	39,233
Code Compliance	Office Assistant I	1,664	38,090	-	-	(1,664)	(38,090)
	Code Compliance Inspector	3,328	123,344	3,328	127,045	-	3,701
PUBLIC SAFETY SUBTOTAL:		60,734	1,661,456	60,734	1,711,667	-	50,211
Homeless Outreach	Public Safety Officer II	924	33,604	-	-	(924)	(33,604)
	Public Safety Officer I	924	23,655	-	-	(924)	(23,655)
	Maintenance Assistant	-	-	-	-	-	-
HOMELESS OUTREACH SUBTOTAL: ( FY24 - ARPA funded )		1,848	57,259	-	-	(1,848)	(57,259)

**CITY OF NORWALK**  
**ALLOCATION OF PART-TIME HOURS**

Department	Position Title	FY 22-23 Budgeted Hours	FY22-23 Budgeted Wages	FY 23-24 Budgeted Hours	FY23-24 Budgeted Wages	VAR HOURS FY'24 vs FY'23	VAR - WAGE FY'24 vs FY'23
Public Services - Administration	Maintenance Assistant	300	5,689	300	5,863	-	174
	Office Assistant I	2,210	55,774	1,560	40,551	(650)	(15,223)
Recycling Programs	Public Safety Officer I	25	731	-	-	(25)	(731)
Facilities Maintenance - Facilities	Maintenance Assistant	9,750	184,880	7,150	139,737	(2,600)	(45,143)
Graffiti Removal	Maintenance Assistant	1,300	24,651	1,300	25,407	-	756
Tree Maintenance	Maintenance Assistant	1,300	24,651	-	-	(1,300)	(24,651)
Park Maintenance - Landscape	Maintenance Assistant	6,500	123,253	3,900	76,219	(2,600)	(47,034)
Park Maintenance - Facilities	Maintenance Assistant	3,900	73,952	3,900	76,219	-	2,267
<b>PUBLIC SERVICES SUBTOTAL:</b>		<b>25,285</b>	<b>493,581</b>	<b>18,110</b>	<b>363,996</b>	<b>(7,175)</b>	<b>(129,585)</b>
Social Services	Recreation Leader III	1,820	33,915	1,820	43,467	-	9,552
	Recreation Leader II	3,380	53,705	3,900	77,794	520	24,089
	Social Services Worker I	6,560	135,604	5,900	125,620	(660)	(9,984)
	Office Assistant I	3,640	79,354	3,640	81,734	-	2,380
	Recreation Leader I	-	-	1,560	30,488	1,560	30,488
Senior Center	Recreation Leader III	3,640	84,401	3,640	91,280	-	6,879
	Recreation Leader II	7,800	151,059	7,800	155,627	-	4,568
	Office Assistant I	1,820	44,198	1,820	40,867	-	(3,331)
Angel Tree Program	Recreation Leader III	29	748	29	802	-	54
	Recreation Leader II	56	1,045	56	1,118	-	73

**CITY OF NORWALK**  
**ALLOCATION OF PART-TIME HOURS**

Department	Position Title	FY 22-23 Budgeted Hours	FY22-23 Budgeted Wages	FY 23-24 Budgeted Hours	FY23-24 Budgeted Wages	VAR HOURS FY'24 vs FY'23	VAR - WAGE FY'24 vs FY'23
Angel Tree Program	Social Services Worker I	50	1,196	50	1,233	-	37
	Public Safety Officer I	70	2,108	70	2,108	-	-
<b>SOCIAL SERVICES SUBTOTAL:</b>		<b>28,865</b>	<b>587,333</b>	<b>30,285</b>	<b>652,138</b>	<b>1,420</b>	<b>64,805</b>
Recreation	Recreation Leader III	4,680	125,621	4,680	129,389	-	3,768
	Recreation Leader II	20,447	395,986	21,098	420,843	651	24,857
	Recreation Leader I	8,599	163,054	9,655	188,691	1,056	25,637
Summer Youth Program	Youth Worker	16,000	240,000	16,000	249,760	-	9,760
Aquatics	Recreation Leader III	1,560	41,874	1,560	43,130	-	1,256
	Senior Lifeguard	2,294	50,749	2,294	52,283	-	1,534
	Instructor Guard	6,264	124,558	6,576	134,715	312	10,157
	Lifeguard	4,422	85,639	4,422	88,228	-	2,589
	Recreation Leader II	3,223	62,418	3,223	64,290	-	1,872
Norwalk Arts & Sports Complex	Recreation Leader III	6,760	181,452	6,760	186,895	-	5,443
	Recreation Leader II	14,196	274,926	15,444	308,063	1,248	33,137
	Boxing Trainer	2,080	42,166	2,080	43,438	-	1,272
Cultural Arts Center	Recreation Leader II	5,396	104,698	5,396	107,643	-	2,945
Special Programs	Recreation Leader II	13,246	256,507	13,426	267,811	180	11,304
Special Events	Recreation Leader II	1,792	34,701	2,380	47,471	588	12,770
	Public Safety Officer I	541	15,818	541	16,296	-	478
<b>RECREATION SUBTOTAL:</b>		<b>111,500</b>	<b>2,200,167</b>	<b>115,535</b>	<b>2,348,946</b>	<b>4,035</b>	<b>148,779</b>

**CITY OF NORWALK**  
**ALLOCATION OF PART-TIME HOURS**

Department	Position Title	FY 22-23 Budgeted Hours	FY22-23 Budgeted Wages	FY 23-24 Budgeted Hours	FY23-24 Budgeted Wages	VAR HOURS FY'24 vs FY'23	VAR - WAGE FY'24 vs FY'23
Community Development - Administration	Office Assistant I	-	-	2,400	58,000	2,400	58,000
Building and Safety	Office Assistant I	2,400	56,310	-	-	(2,400)	(56,310)
	Intern	2,400	41,278	2,400	42,543	-	1,266
Planning	Intern	2,400	41,278	2,400	42,543	-	1,265
COMMUNITY DEVELOPMENT SUBTOTAL:		7,200	138,866	7,200	143,086	-	4,220
GENERAL FUND TOTAL		248,704	5,453,294	242,234	5,479,677	(6,470)	26,383
Proposition C - Transportation Center Operations	Public Safety Officer I	11,180	326,885	11,180	336,691	-	9,806
	Station Attendant	3,120	59,162	-	-	(3,120)	(59,162)
	Maintenance Assistant	650	12,326	650	12,704	-	378
PROPOSITION C - FUND SUBTOTAL:		14,950	398,373	11,830	349,395	(3,120)	(48,978)
Child Care Program	Social Services Worker I	1,600	33,074	1,600	34,068	-	994
Senior Nutrition Program	Nutrition Program Aide	4,160	68,141	4,160	70,231	-	2,090
	Social Services Worker I	3,640	71,578	3,640	73,742	-	2,164
	Dishwasher	2,080	34,071	2,080	35,116	-	1,045
	Site Coordinators	2,680	45,525	2,680	46,901	-	1,376
	Meal Driver	6,500	106,470	6,500	109,735	-	3,265
	Recreation Leader II	2,600	50,353	2,600	51,863	-	1,510
SOCIAL SERVICE GRANT FUNDS SUBTOTAL:		23,260	409,212	23,260	421,656	-	12,444

## CITY OF NORWALK

### ALLOCATION OF PART-TIME HOURS

Department	Position Title	FY 22-23 Budgeted Hours	FY22-23 Budgeted Wages	FY 23-24 Budgeted Hours	FY23-24 Budgeted Wages	VAR HOURS FY'24 vs FY'23	VAR - WAGE FY'24 vs FY'23
Homeless Outreach	Public Safety Officer II	-	-	924	31,976	924	31,976
	Public Safety Officer I	-	-	924	25,240	924	25,240
Social Services	Social Services Worker I	-	-	660	14,755	660	14,755
ARPA - AMERICAN RESCUE PLAN ACT FUND SUBTOTAL:		-	-	2,508	71,971	2,508	71,971
Public Safety	Public Safety Officer I	-	-	3,328	90,907	3,328	90,907
CaIOES LISTOS GRANT FUND SUBTOTAL:		-	-	3,328	90,907	3,328	14,755
Water	Office Assistant I	455	11,483	780	20,276	325	8,793
Sewer	Office Assistant I	455	11,483	780	20,276	325	8,793
WATER & SEWER FUNDS SUBTOTAL:		910	22,966	1,560	40,552	650	17,586
Transit	Bus Operators - On Call	41,600	1,345,080	41,600	1,345,080	-	-
	Bus Operator Trainee	1,618	29,485	1,618	35,464	-	5,979
	Dispatcher	1,820	47,079	1,820	46,626	-	(453)
	Office Assistant I	5,876	144,004	5,876	138,540	-	(5,464)
TRANSIT FUND SUBTOTAL:		50,914	1,565,648	50,914	1,565,710	-	62
Vehicle Maintenance	Equipment Service Helper II	3,328	107,608	9,984	332,509	6,656	224,901
	Equipment Service Helper	8,320	215,216	1,664	42,630	(6,656)	(172,586)
	Mechanic Trainee	1,664	45,734	1,664	47,106	-	1,372
VEHICLE MAINTENANCE FUND SUBTOTAL : <i>Internal Service Fund - allocated 80% to Transit, 20% City Wide</i>		13,312	368,558	13,312	422,245	-	53,687
TOTAL OTHER FUNDS TOTAL		103,346	2,764,757	106,712	2,962,436	3,366	197,679
ALL FUNDS TOTAL		352,050	8,218,051	348,946	8,442,113	(3,104)	224,062

## CITY OF NORWALK

### GENERAL FUND - REVENUE SUMMARY

REVENUE DESCRIPTION	FY 22-23 ADOPTED BUDGET	FY 22-23 ESTIMATED ACTUAL	FY 23-24 PROPOSED BUDGET	VARIANCE FY 23-24 BUDGET vs. FY 21-23 BUDGET	
				%	AMOUNT
PROP TAX-S.E. REC & PARK AREA	3,827,100	3,827,100	3,953,300	3%	126,200
PROPERTY TAX IN-LIEU/VLF	14,332,770	14,332,776	14,619,400	2%	286,630
NO/LOW PROPERTY TAX - COUNTY	5,141,400	5,141,400	5,201,700	1%	60,300
SA RDAs - AB 1484 ALLOCATIONS	831,000	1,083,400	850,000	2%	19,000
<b>REAL-PROPERTY VALUE DERIVED REVENUES:</b>	<b>24,132,270</b>	<b>24,384,676</b>	<b>24,624,400</b>	<b>2%</b>	<b>492,130</b>
SALES & USE TAXES	15,683,000	15,683,000	15,530,000	-1%	(153,000)
SALES & USE TAXES - MEASURE P	10,928,000	10,928,000	10,810,000	-1%	(118,000)
UTILITY USER TAX	5,277,000	5,277,000	5,606,000	6%	329,000
TRANSIENT OCCUPANCY TAX	1,540,500	1,540,500	1,571,300	2%	30,800
FRANCHISE FEE	2,648,400	2,648,400	2,872,100	8%	223,700
FRANCHISE - CABLE TV	647,600	647,600	649,100	0%	1,500
BUSINESS LICENSE	900,000	900,000	930,000	3%	30,000
REAL PROPERTY TRANSFER TAX	245,000	245,000	250,000	2%	5,000
<b>OTHER TAXES &amp; FRANCHISES:</b>	<b>37,869,500</b>	<b>37,869,500</b>	<b>38,218,500</b>	<b>1%</b>	<b>349,000</b>
<b>OTHER GENERAL REVENUES</b>	<b>3,164,843</b>	<b>5,222,037</b>	<b>4,884,730</b>	<b>54%</b>	<b>1,719,887</b>
<b>PUBLIC SAFETY REVENUES</b>	<b>1,240,500</b>	<b>1,281,500</b>	<b>1,193,500</b>	<b>-4%</b>	<b>(47,000)</b>
<b>PUBLIC SERVICES REVENUES</b>	<b>396,300</b>	<b>1,133,685</b>	<b>382,615</b>	<b>-3%</b>	<b>(13,685)</b>
<b>SOCIAL SERVICES REVENUES</b>	<b>11,700</b>	<b>14,000</b>	<b>101,700</b>	<b>769%</b>	<b>90,000</b>
<b>RECREATION &amp; PARKS REVENUES</b>	<b>547,500</b>	<b>565,120</b>	<b>640,510</b>	<b>17%</b>	<b>93,010</b>
<b>COMMUNITY DEVELOPMENT REVENUES</b>	<b>1,641,400</b>	<b>1,872,850</b>	<b>1,781,900</b>	<b>9%</b>	<b>140,500</b>
<b>REVENUE LOSS REPLACEMENT - ARPA</b>	<b>2,888,400</b>	<b>2,888,400</b>	<b>2,888,292</b>	<b>0%</b>	<b>(108)</b>
<b>TOTAL - GENERAL FUND REVENUES</b>	<b>71,892,413</b>	<b>75,231,768</b>	<b>74,716,147</b>	<b>4%</b>	<b>2,823,734</b>

## CITY OF NORWALK

### GENERAL FUND - EXPENDITURE SUMMARY

EXPENDITURES BY TYPE	FY 22-23 ADOPTED BUDGET	FY 23-24 ADOPTED BUDGET	VARIANCE	
			%	AMOUNT
SALARIES & WAGES	19,204,211	19,642,973	2%	438,762
BENEFITS	13,181,812	13,747,989	4%	566,177
TRANSFER TO OPEB TRUST	1,500,000	1,500,000	0%	-
<b>TOTAL PERSONNEL COST</b>	<b>33,886,023</b>	<b>34,890,962</b>	<b>3%</b>	<b>1,004,939</b>
LA COUNTY SHERIFF CONTRACT	15,720,711	16,470,784	5%	750,073
CONTRACT SERVICES	9,827,622	10,573,600	8%	745,978
UTILITIES	3,111,205	3,246,500	4%	135,295
INSURANCE	925,100	894,200	-3%	(30,900)
OTHER OPERATING COSTS	3,919,627	4,443,327	13%	523,700
OPERATIONAL TRANSFER TO SPECIAL REVENUE FUNDS	550,401	720,729	31%	170,328
OPERATIONAL TRANSFER TO PARKING STRUCTURE	381,135	427,510	100%	46,375
DEBT SERVICE	1,616,547	1,613,713	0%	(2,834)
MINOR CAPITAL OUTLAYS	780,700	533,550	-32%	(247,150)
<b>TOTAL OPERATIONS</b>	<b>70,719,071</b>	<b>73,814,875</b>	<b>4%</b>	<b>3,095,804</b>
Less Transfers In From Special Revenue Funds To Offset General Fund Street Maintenance Cost:				
GAS TAX FUND	(1,975,000)	(1,975,000)	0%	-
OTHER SPECIAL REVENUE FUNDS	(87,564)	(87,564)	0%	-
<b>TOTAL OPERATIONAL TRANSFERS (IN)/OUT</b>	<b>(2,062,564)</b>	<b>(2,062,564)</b>	<b>0%</b>	<b>-</b>
<b>NET OPERATIONS AND CAPITAL OUTLAY</b>	<b>68,656,507</b>	<b>71,752,311</b>	<b>5%</b>	<b>3,095,804</b>
TRANSFERS TO CAPITAL RESERVE FUNDS	12,522,000	13,800,000	10%	1,278,000
TRANSFER TO PENSION TRUST	1,000,000	-	-100%	(1,000,000)
<b>TOTAL GENERAL FUND EXPENDITURES</b>	<b>82,178,507</b>	<b>85,552,311</b>	<b>4%</b>	<b>3,373,804</b>

## CITY OF NORWALK

### GENERAL FUND - EXPENDITURE SUMMARY

EXPENDITURES BY DEPARTMENT	FY 22-23 ADOPTED BUDGET	FY 23-24 ADOPTED BUDGET	VARIANCE	
			%	AMOUNT
MAYOR / COUNCIL & BOARDS	517,081	551,415	7%	34,334
ADMINISTRATION	1,394,924	1,479,284	6%	84,360
CITY ATTORNEY	410,000	410,000	0%	-
MANAGEMENT SERVICES	412,622	397,700	-4%	(14,922)
COMMUNICATIONS & PUBLIC AFFAIRS	1,283,650	1,133,951	-12%	(149,699)
CABLE TV	377,206	458,638	22%	81,432
MIS - NETWORK CONTRACTOR	1,111,657	1,075,779	-3%	(35,878)
CITY CLERK	1,210,985	1,063,760	-12%	(147,225)
HUMAN RESOURCES	4,784,238	4,877,583	2%	93,345
FINANCE	2,818,355	2,920,385	4%	102,030
DEBT SERVICE	1,616,547	1,613,713	0%	(2,834)
PUBLIC SAFETY	6,366,177	6,397,501	0%	31,324
LA COUNTY SHERIFFS CONTRACT	17,254,013	18,285,489	6%	1,031,476
HOMELESS OUTREACH <i>(FY24 funded by ARPA)</i>	888,620	90,000	-90%	(798,620)
PUBLIC SERVICES	14,462,285	16,061,378	11%	1,599,093
SOCIAL SERVICES	3,640,761	4,017,916	10%	377,155
RECREATION	5,805,149	6,291,853	8%	486,704
COMMUNITY DEVELOPMENT	4,302,237	4,625,966	8%	323,729
<b>TOTAL ALL DEPARTMENTS</b>	<b>68,656,507</b>	<b>71,752,311</b>	<b>5%</b>	<b>3,095,804</b>
- OPERATIONS & MINOR CAPITAL OUTLAYS				
TRANSFERS TO CAPITAL RESERVE FUNDS	12,522,000	13,800,000	10%	1,278,000
TRANSFER TO PENSION TRUST	1,000,000	-	-100%	(1,000,000)
<b>TOTAL EXPENDITURES</b>	<b>82,178,507</b>	<b>85,552,311</b>	<b>4%</b>	<b>3,373,804</b>



# REVENUES



# REVENUES - GENERAL FUND

BUDGET UNIT	ACCT	DESCRIPTION	FY 21-22 ACTUAL	FY 21-22 BUDGET	FY 22-23 BUDGET	FY 22-23 ACTUAL THRU 4/20/23	ESTIMATED ACTUAL FY 22-23	FY 23-24 BUDGET	Variance Budget FY24 vs. Budget FY23	%
-------------	------	-------------	-----------------	-----------------	-----------------	------------------------------	---------------------------	-----------------	--------------------------------------	---

## FUND - 101 - GENERAL FUND

### FUNCTION - 10 - GENERAL GOVERNMENT

101-10-0000	4011	SECURED TAX-222. 21 (S.E. Recr. Area)	3,674,382	3,720,100	3,827,100	2,178,091	3,827,100	3,953,300	126,200	3%
101-10-0000	4012	PROPERTY TAX IN-LIEU/VLF	13,377,135	13,377,135	14,332,770	7,166,388	14,332,776	14,619,400	286,630	2%
101-10-0000	4412	NO/LOW PROPERTY TAX-222.01	4,939,868	4,901,000	5,141,400	2,986,696	5,141,400	5,201,700	60,300	1%
101-10-0000	4015	SA RDA - AB 1484 ALLOCATIONS	877,308	465,000	831,000	373,394	1,083,400	850,000	19,000	2%
<b>REAL-PROPERTY VALUE RELATED REVENUES:</b>			<b>22,868,693</b>	<b>22,463,235</b>	<b>24,132,270</b>	<b>12,704,569</b>	<b>24,384,676</b>	<b>24,624,400</b>	<b>492,130</b>	<b>2%</b>
101-10-0000	4021	SALES & USE TAXES	15,500,005	14,002,900	15,683,000	9,239,526	15,683,000	15,530,000	(153,000)	-1%
101-10-0000	4021P	SALES & USE TAXES - MEASURE P	10,679,948	10,086,000	10,928,000	6,442,529	10,928,000	10,810,000	(118,000)	-1%
101-10-0000	4022	UTILITY USER TAX	4,867,767	4,401,000	5,277,000	4,427,851	5,277,000	5,606,000	329,000	6%
101-10-0000	4023	TRANSIENT OCCUPANCY TAX	1,593,386	1,252,400	1,540,500	1,120,534	1,540,500	1,571,300	30,800	2%
101-10-0000	4024	FRANCHISE FEES	2,785,110	2,564,100	2,648,400	2,222,444	2,648,400	2,872,100	223,700	8%
101-10-0000	4025	FRANCHISE - CABLE TV	649,192	670,000	647,600	310,790	647,600	649,100	1,500	0%
101-10-0000	4026	BUSINESS LICENSE	938,956	770,000	900,000	900,260	900,000	930,000	30,000	3%
101-10-0000	4027	REAL PROPERTY TRANSFER TAX	476,586	300,000	245,000	172,422	245,000	250,000	5,000	2%
<b>TAXES &amp; FRANCHISES:</b>			<b>37,490,949</b>	<b>34,046,400</b>	<b>37,869,500</b>	<b>24,836,356</b>	<b>37,869,500</b>	<b>38,218,500</b>	<b>349,000</b>	<b>1%</b>
101-10-0000	4116	FIREWORKS PERMITS	11,920	8,000	8,000	9,820	8,000	11,000	3,000	38%
101-10-0000	4119	PERMITS - MISC. OTHER	23,490	12,000	12,000	21,769	20,000	8,000	(4,000)	-33%
101-10-0000	4131	ANIMAL LICENSE	182,133	230,000	220,000	120,993	220,000	240,000	20,000	9%
<b>LICENSES &amp; PERMITS:</b>			<b>217,543</b>	<b>250,000</b>	<b>240,000</b>	<b>152,582</b>	<b>248,000</b>	<b>259,000</b>	<b>19,000</b>	<b>8%</b>
101-10-0000	4222	WASTE MANAGEMENT FORFEITS	58,367	15,000	15,000	-	15,000	15,000	-	0%
101-10-0000	4235	RETURNED CHECK FEES	70	300	300	315	300	300	-	0%
101-10-0000	4237	ANIMAL LIC/DELINQUENT CHARGE	1,775	6,000	6,000	1,108	4,000	12,000	6,000	100%
<b>PENALTIES:</b>			<b>60,212</b>	<b>21,300</b>	<b>21,300</b>	<b>1,423</b>	<b>19,300</b>	<b>27,300</b>	<b>6,000</b>	<b>28%</b>

# REVENUES - GENERAL FUND

BUDGET UNIT	ACCT	DESCRIPTION	FY 21-22 ACTUAL	FY 21-22 BUDGET	FY 22-23 BUDGET	FY 22-23 ACTUAL THRU 4/20/23	ESTIMATED ACTUAL FY 22-23	FY 23-24 BUDGET	Variance Budget FY24 vs. Budget FY23	%
101-10-0000	4310	INTEREST EARNINGS- MANAGED	384,567	200,000	230,000	573,643	230,000	275,000	45,000	20%
101-10-0000	4311	INTEREST EARNINGS	(261,843)	60,000	160,000	296,229	160,000	125,000	(35,000)	-22%
101-10-0000	4312	INTEREST - LOANS TO OTHER FUNDS	107,912	107,913	107,913	104,597	107,913	1,699,430	1,591,517	1475%
101-10-0000	4316	PURCHASING DISCOUNTS	25,013	15,000	25,000	27,410	30,000	26,000	1,000	4%
101-10-0000	4321	RENTAL-NWK AUTO AUCTION	759,587	738,050	774,950	661,948	774,950	813,700	38,750	5%
101-10-0000	4323	RENTAL-SIGNS	450,500	450,000	-	-	-	-	-	0%
101-10-0000	4326	RENTAL & USE PROPERTY/OTHER	22,615	20,000	20,000	19,346	20,000	22,000	2,000	10%
<b>USE OF MONEY &amp; PROPERTY:</b>			<b>1,488,352</b>	<b>1,590,963</b>	<b>1,317,863</b>	<b>1,683,172</b>	<b>1,322,863</b>	<b>2,961,130</b>	<b>1,643,267</b>	<b>125%</b>
101-10-0000	4413	MOTOR VEHICLE LICENSE FEE	121,936	121,940	125,000	106,004	106,104	110,000	(15,000)	-12%
<b>STATE TAX:</b>			<b>121,936</b>	<b>121,940</b>	<b>125,000</b>	<b>106,004</b>	<b>106,104</b>	<b>110,000</b>	<b>(15,000)</b>	<b>-12%</b>
101-10-0000	4438	OTHER LOCAL AGENCIES - ATHENS	100,000	100,000	100,000	50,000	100,000	100,000	-	0%
101-10-0000	4441	USE OIL RECYCLING PROGRAM	-	-	-	15,615	-	-	-	0%
101-10-0000	4446	BEVERAGE CONTAINER RECYCLING	-	-	-	25,585	-	-	-	0%
101-10-0000	4447	STATE MANDATED COST REIMB	426,922	43,000	35,000	-	35,000	35,000	-	0%
101-10-0000	4449	STATE GRANTS - OTHER	-	-	-	-	-	-	-	0%
101-10-0000	4491	PEG CONTRIBUTIONS	130,169	130,800	129,500	62,504	129,500	129,800	300	0%
<b>STATE &amp; OTHER AGENCIES:</b>			<b>657,091</b>	<b>273,800</b>	<b>264,500</b>	<b>153,704</b>	<b>264,500</b>	<b>264,800</b>	<b>300</b>	<b>0%</b>
101-10-0000	4507	ADA SB 1186 FEE	12,157	12,200	12,200	10,976	12,200	13,640	1,440	12%
101-10-0000	4516	BUS LICENSE PROCESSING FEES	85,409	68,000	68,000	67,690	70,000	70,000	2,000	3%
101-10-0000	4525	DUPLICATION SERVICE CHARGES	668	2,000	700	43	200	1,000	300	43%
101-10-0000	4527	PASSPORT FEES	42,995	35,000	44,000	37,030	44,000	48,000	4,000	9%
<b>FEES FOR SERVICES:</b>			<b>141,229</b>	<b>117,200</b>	<b>124,900</b>	<b>115,738</b>	<b>126,400</b>	<b>132,640</b>	<b>7,740</b>	<b>6%</b>
101-10-0000	4609	INTERAGENCY INTERCEPT	-	-	-	-	-	-	-	0%
101-10-0000	4610	SALE OF PROPERTY	-	-	-	-	-	-	-	0%
101-10-0000	4611	SALE OF EQUIPMENT & SCRAP	181,213	160,000	35,000	10,940	20,000	35,000	-	0%
101-10-0000	4621	REIMB/SHARED EXPENSES	27,524	34,960	31,580	33,506	31,580	37,560	5,980	19%
101-10-0000	4623	ADMIN REIMB / OTHER FUNDS	952,100	952,100	974,800	736,475	974,800	1,024,400	49,600	5%
101-10-0000	4625	DAMAGE RECOVERIES	5,303	13,000	-	-	-	-	-	0%
101-10-0000	4626	INSURANCE REFUND	29,011	2,000	2,000	42,016	-	2,000	-	0%
<b>OTHER REVENUES:</b>			<b>1,195,151</b>	<b>1,162,060</b>	<b>1,043,380</b>	<b>822,936</b>	<b>3,105,570</b>	<b>1,098,960</b>	<b>55,580</b>	<b>5%</b>

# REVENUES - GENERAL FUND

BUDGET UNIT	ACCT	DESCRIPTION	FY 21-22 ACTUAL	FY 21-22 BUDGET	FY 22-23 BUDGET	FY 22-23	ESTIMATED	FY 23-24 BUDGET	Variance	
						ACTUAL THRU 4/20/23	ACTUAL FY 22-23		Budget FY24 vs. Budget FY23	%
101-10-0000	4690	MISC OTHER REVENUE	3,496	5,000	5,000	6,045	7,000	5,000	-	0%
101-10-0000	4691	DELINQUENT TRASH COLLECT	20,955	42,000	22,000	(0)	22,000	25,000	3,000	14%
101-10-0000	4694	UNION DUES PROCESSING	283	400	400	200	300	400	-	0%
101-10-0000	4696	COLLECTION AGENCY REVENUE	16	500	500	-	-	500	-	0%
<b>MISC. REVENUES:</b>			<b>24,750</b>	<b>47,900</b>	<b>27,900</b>	<b>6,245</b>	<b>29,300</b>	<b>30,900</b>	<b>3,000</b>	<b>11%</b>
<b>TOTAL GENERAL GOVERNMENT:</b>			<b>64,265,904</b>	<b>60,094,798</b>	<b>65,166,613</b>	<b>40,582,728</b>	<b>67,476,213</b>	<b>67,727,630</b>	<b>2,561,017</b>	<b>4%</b>
<b>FUND - 101 - GENERAL FUND</b>										
<b>FUNCTION - 20 - PUBLIC SAFETY</b>										
101-20-0000	4115	SPECIAL PARKING PERMITS	1,328	6,500	500	70	500	6,500	6,000	1200%
101-20-0000	4211	VEHICLE CODE-TRAFFIC	165,839	150,000	100,000	87,041	100,000	115,000	15,000	15%
101-20-0000	4212	FINES - OTHER	34,586	35,000	35,000	20,541	30,000	35,000	-	0%
101-20-0000	4213	LOCAL CODE ENFORCEMENT	731,913	800,000	900,000	670,885	900,000	800,000	(100,000)	-11%
101-20-0000	4214	DRIVING UNDER INFLUENCE	1,911	25,000	25,000	32,301	33,000	25,000	-	0%
101-20-0000	4217	ILLEGAL FIREWORKS CITATIONS	18,895	40,000	-	-	-	30,000	30,000	0%
101-20-0000	4261	ADMINISTRATIVE CITATIONS	10,725	6,000	40,000	96,609	90,000	50,000	10,000	25%
<b>PENALTIES, FORFEIT &amp; FINES:</b>			<b>965,198</b>	<b>1,062,500</b>	<b>1,100,500</b>	<b>907,447</b>	<b>1,153,500</b>	<b>1,061,500</b>	<b>(39,000)</b>	<b>-4%</b>
101-20-0000	4468	FEDERAL GRANTS-CARES	-	-	-	-	-	-	-	0%
101-20-0000	4469	FEDERAL GRANTS-OTHER	1,497	1,500	-	-	-	-	-	0%
<b>FEDERAL GRANTS:</b>			<b>1,497</b>	<b>1,500</b>	<b>-</b>	<b>-</b>	<b>-</b>	<b>-</b>	<b>-</b>	<b>0%</b>
101-20-0000	4524	ADMIN FEES - IMPOUNDED VEHICLES	80,350	70,000	70,000	55,940	70,000	70,000	-	0%
101-20-0000	4543	VACANT PROPERTY REG & FEES	1,976	2,000	2,000	1,371	2,000	2,000	-	0%
101-20-0000	4544	BOARD-UP ABATEMENT FEES	11,730	15,000	25,000	19,758	20,000	25,000	-	0%
101-20-0000	4545	WEED & LITTER ABATM'T FEE	8,837	15,000	15,000	12,219	15,000	15,000	-	0%
101-20-0000	4590	OTHER FEES FOR SERVICES	(1,190)	9,000	9,000	-	2,000	9,000	-	0%
101-20-0000	4622	LABOR RECOVERY	3,986	-	-	-	-	-	-	0%
101-20-0000	4625	DAMAGE RECOVERIES	1,313	1,000	1,000	371	1,000	1,000	-	0%
101-20-0000	4696	COLLECTION AGENCY REVENUES	171,678	30,000	18,000	47,698	18,000	10,000	(8,000)	-44%
<b>FEES FOR SERVICES:</b>			<b>278,679</b>	<b>142,000</b>	<b>140,000</b>	<b>137,356</b>	<b>128,000</b>	<b>132,000</b>	<b>(8,000)</b>	<b>-6%</b>
<b>TOTAL PUBLIC SAFETY:</b>			<b>1,245,374</b>	<b>1,206,000</b>	<b>1,240,500</b>	<b>1,044,803</b>	<b>1,281,500</b>	<b>1,193,500</b>	<b>(47,000)</b>	<b>-4%</b>

# REVENUES - GENERAL FUND

BUDGET UNIT	ACCT	DESCRIPTION	FY 21-22 ACTUAL	FY 21-22 BUDGET	FY 22-23 BUDGET	FY 22-23 ACTUAL THRU 4/20/23	ESTIMATED ACTUAL FY 22-23	FY 23-24 BUDGET	Variance Budget FY24 vs. Budget FY23	%
<b>FUND - 101 - GENERAL FUND</b>										
<b>FUNCTION - 30 - PUBLIC SERVICES</b>										
101-30-0000	4441	USE OIL RECYCLING PROGRAM	14,341	12,000	12,000	-	12,000	15,615	3,615	30%
101-30-0000	4444	E-WASTE COLLECTION REIMB	635	1,000	1,000	-	1,000	-	(1,000)	-100%
101-30-0000	4446	BEVERAGE CONTAINER RECYCLING	26,316	26,362	26,300	-	26,362	25,000	(1,300)	-5%
<b>STATE &amp; OTHER AGENCIES:</b>			<b>41,292</b>	<b>39,362</b>	<b>39,300</b>	<b>-</b>	<b>39,362</b>	<b>40,615</b>	<b>1,315</b>	<b>3%</b>
101-30-0000	4113	STREET OPENING PERMITS	136,880	190,000	40,000	24,079	25,000	40,000	-	0%
101-30-0000	4120	UTILITY CELL PERMITS	-	5,000	5,000	1,929	4,000	5,000	-	0%
101-30-0000	4438	OTHER LOCAL AGENCIES	-	-	-	355	355	-	-	0%
101-30-0000	4505	STORM WATER PLAN CHECK FEE	2,859	5,000	5,000	1,590	3,000	5,000	-	0%
101-30-0000	4506	STORM WATER (MS4) INSPECTION	-	2,000	2,000	7,365	9,000	2,000	-	0%
101-30-0000	4512	ENG/PLAN CHECKING FEES	-	2,500	10,000	7,038	10,000	10,000	-	0%
101-30-0000	4326	RENTAL & USE PROPERTY/OTHER	270	-	-	278	-	-	-	0%
101-30-0000	4514	ENG/INSPECTION FEES	101,605	1,000	250,000	175,481	263,200	250,000	-	0%
101-30-0000	4621	REIMB/SHARED EXPENSES	5,628	5,000	5,000	2,673	3,000	5,000	-	0%
101-30-0000	4625	DAMAGE RECOVERIES	66,445	15,000	40,000	38,088	45,000	25,000	(15,000)	-38%
<b>PUBLIC SERVICE REVENUES:</b>			<b>313,687</b>	<b>225,500</b>	<b>357,000</b>	<b>258,875</b>	<b>362,555</b>	<b>342,000</b>	<b>(15,000)</b>	<b>-4%</b>
101-30-3305	4438	OTHER LOCAL AGENCIES/ Rebates	-	-	-	-	731,768	-	-	0%
<b>CITY OWNED STREET LIGHTS:</b>			<b>-</b>	<b>-</b>	<b>-</b>	<b>-</b>	<b>731,768</b>	<b>-</b>	<b>-</b>	<b>0%</b>
<b>TOTAL PUBLIC SERVICES:</b>			<b>354,979</b>	<b>264,862</b>	<b>396,300</b>	<b>258,875</b>	<b>1,133,685</b>	<b>382,615</b>	<b>(13,685)</b>	<b>-3%</b>

# REVENUES - GENERAL FUND

BUDGET UNIT	ACCT	DESCRIPTION	FY 21-22 ACTUAL	FY 21-22 BUDGET	FY 22-23 BUDGET	FY 22-23 ACTUAL THRU 4/20/23	ESTIMATED ACTUAL FY 22-23	FY 23-24 BUDGET	Variance Budget FY24 vs. Budget FY23	%
-------------	------	-------------	-----------------	-----------------	-----------------	------------------------------	---------------------------	-----------------	--------------------------------------	---

**FUND - 101 - GENERAL FUND**  
**FUNCTION - 40 - SOCIAL SERVICES**

101-40-0000	4449	STATE GRANTS - OTHER	-	-	-	-	-	90,000	90,000	0%
		<b>STATE &amp; OTHER AGENCIES:</b>	-	-	-	-	-	90,000	90,000	0%
101-40-0000	4531	SENIOR TOURS	850	5,000	5,000	6,020	5,000	5,000	-	0%
101-40-0000	4532	SENIOR CONTRACT CLASSES	1,051	1,200	1,200	2,574	2,000	1,200	-	0%
101-40-0000	4533	SENIOR CENTER PROGRAMS	5,861	5,500	5,500	6,595	7,000	5,500	-	0%
101-40-0000	4690	MISC OTHER REVENUES							-	0%
		<b>FEES FOR SERVICES:</b>	7,762	11,700	11,700	15,189	14,000	11,700	-	0%
		<b>TOTAL SOCIAL SERVICES:</b>	7,762	11,700	11,700	15,189	14,000	101,700	90,000	769%

# REVENUES - GENERAL FUND

BUDGET UNIT	ACCT	DESCRIPTION	FY 21-22 ACTUAL	FY 21-22 BUDGET	FY 22-23 BUDGET	FY 22-23 ACTUAL THRU 4/20/23	ESTIMATED ACTUAL FY 22-23	FY 23-24 BUDGET	Variance Budget FY24 vs. Budget FY23	%
-------------	------	-------------	-----------------	-----------------	-----------------	------------------------------	---------------------------	-----------------	--------------------------------------	---

## FUND - 101 - GENERAL FUND

### FUNCTION - 50 - CULTURE AND RECREATION

101-50-0000	4324	FIELD RESERVATION-RECR	-	1,000	3,500	2,303	5,000	12,960	9,460	270%
		<b>USE OF PROPERTY:</b>	-	1,000	3,500	2,303	5,000	12,960	9,460	270%
101-50-0000	4552	CONTRACT CLASSES	(405)	-	7,000	(650)	-	-	(7,000)	-100%
101-50-0000	4553	ADULT SPORTS	1,715	-	3,500	4,475	5,000	4,500	1,000	29%
101-50-0000	4554	THERAPEUTIC RECREATION	10,663	9,000	7,000	4,108	4,200	7,000	-	0%
101-50-0000	4555	DAY CAMPS	39,781	18,000	30,000	37,460	30,000	30,000	-	0%
101-50-0000	4556	AQUATIC PROGRAM	37,585	30,000	50,000	36,229	50,000	55,000	5,000	10%
101-50-0000	4557	TOT PROGRAMS	28,522	23,000	20,000	21,914	20,770	21,000	1,000	5%
101-50-0000	4559	RECREATION SERVICES-OTHER	-	750	750	129	750	-	(750)	-100%
101-50-0000	4565	YOUTH SPORTS	49,384	40,000	40,000	54,820	60,000	59,000	19,000	48%
		<b>FEES FOR SERVICES:</b>	167,245	120,750	158,250	158,485	170,720	176,500	18,250	12%
101-50-0000	4622	LABOR RECOVERY	-	-	-	2,660	2,500	-	-	0%
101-50-0000	4690	MISC OTHER REVENUE	4,000	4,000	4,000	8,000	8,000	4,000	-	0%
		<b>MISC REVENUE:</b>	4,000	4,000	4,000	10,660	10,500	4,000	-	0%
101-50-5203	4323	RENTAL-AQUATICS	-	1,500	7,500	-	-	2,000	(5,500)	-73%
101-50-5208	4323	RENTAL- PARK FACILITIES	16,993	8,000	23,000	13,291	20,000	20,000	(3,000)	-13%
101-50-5506	4559	RECREATION SERVICES-TEEN ALLIANCE	3,433	4,600	4,600	512	2,000	4,600	-	0%
101-50-5508	4552	CONTRACT CLASSES- MARIACHI	-	3,750	3,750	5,508	5,500	3,750	-	0%
101-50-5616	4690	NORWALK 5K	-	-	-	-	-	68,000	68,000	0%
101-50-5702	4323	RENTAL-NASC FACILITIES	270,416	182,500	182,500	191,127	182,500	182,500	-	0%
101-50-5702	4552	CONTRACT CLASSES	114,531	75,000	75,000	86,214	80,000	88,700	13,700	18%
101-50-5702	4561	NASC - ENTRY & MEMBERSHIP FEES	32,666	25,000	35,000	49,299	45,000	35,000	-	0%
101-50-5702	4562	BOXING	19,905	17,500	17,500	17,714	17,500	17,500	-	0%
101-50-5702	4690	MISC OTHER REVENUE	4,339	5,200	5,200	2,028	3,000	3,000	(2,200)	-42%
101-50-5732	4449	GRANTS - OTHER	-	-	-	-	-	-	-	0%
101-50-5732	4552	CONTRACT CLASSES/CULTURAL ARTS	2,508	2,400	6,700	1,600	2,400	-	(6,700)	-100%
101-50-5732	4559	RECREATION SERVICES-CULTURAL ARTS	26,881	21,800	21,000	21,960	21,000	22,000	1,000	5%
		<b>FEES FOR SERVICES:</b>	491,672	347,250	381,750	389,253	378,900	447,050	65,300	17%
		<b>TOTAL CULTURE &amp; RECREATION:</b>	662,916	473,000	547,500	560,700	565,120	640,510	93,010	17%

# REVENUES - GENERAL FUND

BUDGET UNIT	ACCT	DESCRIPTION	FY 21-22 ACTUAL	FY 21-22 BUDGET	FY 22-23 BUDGET	FY 22-23 ACTUAL THRU 4/20/23	ESTIMATED ACTUAL FY 22-23	FY 23-24 BUDGET	Variance Budget FY24 vs. Budget FY23	%
<b>FUND - 101 - GENERAL FUND</b>										
<b>FUNCTION - 61 - DEVELOPMENT SERVICES</b>										
101-61-0000	4111	BUILDING PERMITS	1,173,107	1,000,000	1,000,000	1,293,198	1,200,000	1,200,000	200,000	20%
101-61-0000	4114	SIGN PERMITS	15,471	7,000	7,000	3,319	5,350	7,000	-	0%
<b>LICENSES &amp; PERMITS:</b>			<b>1,188,578</b>	<b>1,007,000</b>	<b>1,007,000</b>	<b>1,296,517</b>	<b>1,205,350</b>	<b>1,207,000</b>	<b>200,000</b>	<b>20%</b>
101-61-0000	4261	ADMINISTRATIVE CITATIONS	295	-	-	-	-	-	-	0%
<b>PENALTIES, FORFEIT &amp; FINES:</b>			<b>295</b>	<b>-</b>	<b>-</b>	<b>-</b>	<b>-</b>	<b>-</b>	<b>-</b>	<b>0%</b>
101-61-0000	4505	STORM WATER PLAN CK	259	-	-	-	-	-	-	0%
101-61-0000	4506	STORM WATER INSPECTION	5,950	-	-	427	-	-	-	0%
101-61-0000	4508	GREEN BUILDING ORDINANCE	(982)	300	300	2,173	2,000	300	-	0%
101-61-0000	4509	SMIP FEES	(2,547)	600	600	7,517	1,000	600	-	0%
101-61-0000	4511	PLANNING & ZONING FEES	294,731	195,000	205,000	221,871	240,000	185,000	(20,000)	-10%
101-61-0000	4513	BLD & SFTY/PLAN CHECKING	527,461	385,000	370,000	374,567	370,000	342,500	(27,500)	-7%
101-61-0000	4519	PLAN/RECORDS RECOVERY FEE	30,116	35,000	40,000	30,999	35,000	31,000	(9,000)	-23%
101-61-0000	4622	LABOR RECOVERY	-	-	-	585	1,000	-	-	0%
101-61-0000	4526	ADMIN PROCESSING FEES (WMP)	22,927	20,000	18,500	18,312	18,500	15,500	(3,000)	-16%
<b>FEES FOR SERVICES:</b>			<b>877,915</b>	<b>635,900</b>	<b>634,400</b>	<b>656,451</b>	<b>667,500</b>	<b>574,900</b>	<b>(59,500)</b>	<b>-9%</b>
<b>TOTAL DEVELOPMENT SERVICES:</b>			<b>2,066,788</b>	<b>1,642,900</b>	<b>1,641,400</b>	<b>1,952,968</b>	<b>1,872,850</b>	<b>1,781,900</b>	<b>140,500</b>	<b>9%</b>
101-90-9219	4790	REVENUE LOSS REPLACEMENT - ARPA	2,698,028	2,620,200	2,888,400	2,888,400	2,888,400	2,888,292	(108)	0%
<b>TOTAL TRANSFER IN:</b>			<b>2,698,028</b>	<b>2,620,200</b>	<b>2,888,400</b>	<b>2,888,400</b>	<b>2,888,400</b>	<b>2,888,292</b>	<b>(108)</b>	<b>0%</b>
<b>TOTAL GENERAL FUND OPERATIONAL REVENUE:</b>			<b>71,301,751</b>	<b>66,313,460</b>	<b>71,892,413</b>	<b>47,303,665</b>	<b>75,231,768</b>	<b>74,716,147</b>	<b>2,823,734</b>	<b>4%</b>

# REVENUES - RESTRICTED FUNDS

BUDGET UNIT	ACCT	DESCRIPTION	FY 21-22 ACTUAL	FY 21-22 BUDGET	FY 22-23 BUDGET	FY 22-23 ACTUAL 4/20/23	ESTIMATED ACTUAL FY 22-23	FY 23-24 BUDGET	Variance Budget FY24 vs. Budget FY23	%
<b>FUND - 203 - CHILD CARE</b>										
203-40-0000	4449	STATE GRANTS - OTHER	2,261,570	3,025,823	3,817,856	1,906,389	1,468,415	2,442,203	(1,375,653)	-36%
203-40-0000	4459	FEDERAL GRANT PASS THRU COUNTY	2,705,528	1,248,700	1,841,725	2,023,822	1,841,725	1,835,023	(6,702)	0%
203-40-0000	4462	FEDERAL GRANT PASS THRU STATE	2,397,082	2,404,264	1,826,909	2,308,852	1,826,909	2,707,390	880,481	48%
203-40-0000	4478	ARPA FUNDING	384,940	405,090	163,988	163,988	163,988	-	(163,988)	-100%
203-40-0000	4628	PARENT FEES	-	100,000	100,000	-	-	-	(100,000)	-100%
<b>TOTAL CHILD CARE FUND REVENUE:</b>			<b>7,889,975</b>	<b>7,183,877</b>	<b>7,750,478</b>	<b>6,403,051</b>	<b>5,301,037</b>	<b>6,984,616</b>	<b>(765,862)</b>	<b>-10%</b>
<b>FUND - 204 - GAS TAX</b>										
204-30-0000	4311	INTEREST EARNINGS	3,400	8,500	4,800	19,402	7,000	7,000	2,200	46%
204-30-0000	4458	STATE GAS TAX - 2103	815,781	942,960	1,039,550	570,797	895,100	1,039,550	-	0%
204-30-0000	4421	STATE GAS TAX - 2107	693,991	781,920	930,340	539,783	850,760	815,110	(115,230)	-12%
204-30-0000	4422	STATE GAS TAX - 2107.5	10,000	10,000	10,000	-	10,000	10,000	-	0%
204-30-0000	4423	STATE GAS TAX - 2105	581,240	614,440	680,990	399,049	624,230	678,610	(2,380)	0%
204-30-0000	4424	STATE GAS TAX -2106	336,577	346,290	383,790	231,949	351,650	389,600	5,810	2%
<b>TOTAL GAS TAX FUND REVENUE:</b>			<b>2,440,989</b>	<b>2,704,110</b>	<b>3,049,470</b>	<b>1,760,981</b>	<b>2,738,740</b>	<b>2,939,870</b>	<b>(109,600)</b>	<b>-4%</b>
<b>FUND - 207 - COMMUNITY DEVELOPMENT BLOCK GRANT</b>										
207-62-0000	4311	INTEREST EARNINGS	757	-	-	-	-	-	-	-
207-62-0000	4660	CDBG - BUSINESS ASSISTANCE	-	68,032	-	-	92,032	-	-	-
207-62-0000	4467	UNUSED/REPROGRAM FUNDS	-	-	513,633	181,971	-	-	(513,633)	-100%
207-62-0000	4468	CARES ACT	281,150	370,487	100,000	184,958	170,000	450,000	350,000	350%
207-62-0000	4469	FEDERAL GRANTS-OTHER	1,434,075	1,237,215	2,566,972	335,717	1,314,425	2,140,752	(426,220)	-17%
207-62-0000	4651	LOW INT LOANS REPAYMENT	28,757	40,000	40,000	13,310	16,000	40,000	-	0%
207-62-0000	4652	DEFERRED LOANS REPAYMENT	596,348	500,000	70,000	143,000	174,500	130,000	60,000	86%
207-62-0000	4606	REPAYMENT OF LOANS	1,526	-	-	2,323	2,860	3,000	3,000	-
<b>TOTAL CDBG FUND REVENUE:</b>			<b>2,342,613</b>	<b>2,215,734</b>	<b>3,290,605</b>	<b>861,278</b>	<b>1,769,817</b>	<b>2,763,752</b>	<b>(526,853)</b>	<b>-16%</b>

# REVENUES - RESTRICTED FUNDS

BUDGET UNIT	ACCT	DESCRIPTION	FY 21-22 ACTUAL	FY 21-22 BUDGET	FY 22-23 BUDGET	FY 22-23 ACTUAL 4/20/23	ESTIMATED ACTUAL FY 22-23	FY 23-24 BUDGET	Variance Budget FY24 vs. Budget FY23	%
<b>FUND - 208 - HOME GRANT FUND</b>										
208-62-0000	4311	INTEREST EARNINGS	1,773	-	-	2,466	1,143	1,000	1,000	-
208-62-0000	4464	HOME/REPROGRAMMED - PY	-	10,054	-	-	-	-	-	-
208-62-0000	4469	FEDERAL GRANTS-OTHER	72,769	302,921	1,098,880	177,715	200,000	1,817,250	718,370	65%
208-62-0000	4654	HOME LOANS REPAYMENT	420,788	300,000	24,000	13,305	24,000	130,000	106,000	442%
<b>TOTAL HOME FUND REVENUE:</b>			<b>495,330</b>	<b>612,975</b>	<b>1,122,880</b>	<b>193,486</b>	<b>225,143</b>	<b>1,948,250</b>	<b>825,370</b>	<b>74%</b>
<b>FUND - 210 TRANSIT - PROPOSITION A LOCAL RETURN</b>										
210-45-0000	4084	PROP A LOCAL RETURN	2,669,673	2,134,900	2,571,250	2,128,799	2,571,250	2,937,650	366,400	14%
210-45-0000	4311	INTEREST EARNINGS OPERATING TRANSFER	4,506	10,000	10,000	9,478	4,000	4,000	(6,000)	-60%
210-45-4500	3995	TO TRANSIT	(1,640,653)	(1,296,751)	(500,302)	-	(2,860,299)	(859,967)	(359,665)	72%
<b>TOTAL PROP A - TRANSIT REVENUE:</b>			<b>1,033,526</b>	<b>848,149</b>	<b>2,080,948</b>	<b>2,138,276</b>	<b>(285,049)</b>	<b>2,081,683</b>	<b>735</b>	<b>0%</b>
<b>FUND - 213 - AIR QUALITY MANAGEMENT FUND</b>										
213-61-0000	4311	INTEREST EARNINGS	678	100	100	1,266	100	100	-	0%
213-61-0000	4439	COUNTY GRANTS-OTHER	168,421	134,000	134,000	65,576	134,000	134,000	-	0%
<b>TOTAL AQMD FUND REVENUE:</b>			<b>169,099</b>	<b>134,100</b>	<b>134,100</b>	<b>66,842</b>	<b>134,100</b>	<b>134,100</b>	<b>-</b>	<b>0%</b>
<b>FUND - 217 - SENIOR SERVICES FUND</b>										
217-40-0000	4469	FEDERAL GRANTS-OTHER	10,985	54,389	54,389	21,905	54,389	54,389	-	0%
217-40-0000	4630	CONTRIBUTIONS & DONATIONS	-	99	100	-	100	100	-	0%
217-90-9101	4790	OPERATING TRANSFERS IN	56,487	42,998	45,990	35,017	76,376	51,246	5,256	11%
<b>TOTAL SENIOR SERVICES FUND REVENUE:</b>			<b>67,472</b>	<b>97,486</b>	<b>100,479</b>	<b>56,922</b>	<b>130,865</b>	<b>105,735</b>	<b>5,256</b>	<b>5%</b>

# REVENUES - RESTRICTED FUNDS

BUDGET UNIT	ACCT	DESCRIPTION	FY 21-22 ACTUAL	FY 21-22 BUDGET	FY 22-23 BUDGET	FY 22-23 ACTUAL 4/20/23	ESTIMATED ACTUAL FY 22-23	FY 23-24 BUDGET	Variance Budget FY24 vs. Budget FY23	%
<b>FUND - 219- ARPA</b>										
219-10-0000	4478	ARPA	3,539,471	4,323,535	12,688,465	-	4,021,965	6,545,028	(6,143,437)	-48%
<b>TOTAL ARPA REVENUE:</b>			3,539,471	4,323,535	12,688,465	-	4,021,965	6,545,028	(6,143,437)	-48%
<b>FUND - 221 - FEMA GRANT</b>										
221-20-0000	4469	FEDERAL GRANTS-OTHER	46,892	30,710	-	-	-	978,000	978,000	-
<b>TOTAL FEMA GRANT REVENUE:</b>			46,892	30,710	-	-	-	978,000	978,000	-
<b>FUND - 222 - COPS STATE FUND</b>										
222-20-0000	4311	INTEREST EARNINGS	1,952	500	500	2,356	800	500	-	0%
222-20-0000	4448	ST GRANTS/LEGISLATIVE	259,877	220,000	230,000	241,263	230,000	230,000	-	0%
<b>TOTAL COPS STATE FUND REVENUE:</b>			261,829	220,500	230,500	243,620	230,800	230,500	-	0%
<b>FUND - 223 - CALRECYCLE GRANT</b>										
223-10-0000	4440	STATE GRANTS - ORGANICS	-	-	149,600	-	25,000	124,600	(25,000)	-17%
<b>TOTAL CALRECYCLE FUND REVENUE:</b>			147,694	-	149,600	-	25,000	124,600	(25,000)	-17%
<b>FUND - 224 - JUSTICE ASSISTANCE GRANT FUND</b>										
224-20-0000	4469	FEDERAL GRANTS-OTHER	20,846	85,262	85,615	57,701	70,071	15,554	(70,061)	-82%
<b>TOTAL JUVENILE ASSISTANCE GRANT FUND REVENUE:</b>			20,846	85,262	85,615	57,701	70,071	15,554	(70,061)	-82%

# REVENUES - RESTRICTED FUNDS

BUDGET UNIT	ACCT	DESCRIPTION	FY 21-22 ACTUAL	FY 21-22 BUDGET	FY 22-23 BUDGET	FY 22-23 ACTUAL 4/20/23	ESTIMATED ACTUAL FY 22-23	FY 23-24 BUDGET	Variance Budget FY24 vs. Budget FY23	%
<b>FUND - 225 - CalOES - LISTOS GRANT FUND</b>										
225-20-0000	4449	STATE GRANTS-OTHER	-	-	-	-	-	123,056	123,056	-
<b>TOTAL CalOES - LISTOS GRANT FUND REVENUE:</b>			-	-	-	-	-	123,056	123,056	-
<b>FUND - 227 - PROPOSITION C FUND</b>										
227-30-0000	4085	PROP C LOCAL RETURN	2,214,439	1,770,840	2,132,790	1,765,780	1,770,844	2,436,700	303,910	14%
227-30-0000	4213	LOCAL CODE ENFORCEMENT	2,421	3,000	3,000	-	2,000	3,000	-	0%
227-30-0000	4311	INTEREST EARNINGS	34,683	20,000	20,000	53,158	20,000	20,000	-	0%
227-30-0000	4523	PARKING FEES	107,809	150,000	100,000	94,429	90,000	100,000	-	0%
<b>TOTAL PROPOSITION C FUND REVENUE:</b>			2,359,356	1,943,840	2,255,790	1,913,366	1,882,844	2,559,700	303,910	13%
<b>FUND - 228 - MEASURE R LOCAL RETURN FUND</b>										
228-30-0000	4311	INTEREST EARNINGS	16,057	2,500	2,500	21,383	7,000	2,500	-	0%
228-30-0000	4451	MEASURE R LOCAL RETURN	799,211	466,780	736,740	294,007	464,283	964,430	227,690	31%
228-30-0000	4451	MEASURE R - RESTRICTED FOR DEBT SERVICE	861,350	861,350	862,850	861,350	861,350	863,100	250	0%
<b>TOTAL MEASURE R FUND REVENUE:</b>			1,676,618	1,330,630	1,602,090	1,176,740	1,332,633	1,830,030	227,940	14%
<b>FUND - 229 - MEASURE M LOCAL RETURN FUND</b>										
229-30-0000	4311	INTEREST EARNINGS	19,618	2,500	2,500	31,074	2,500	2,500	-	0%
229-30-0000	4452	MEASURE M LOCAL RETURN	907,616	533,720	736,740	335,858	533,467	1,098,950	362,210	49%
229-30-0000	4452	MEASURE M - RESTRICTED FOR DEBT SERVICE	971,500	971,500	970,000	971,500	971,750	972,250	2,250	0%
<b>TOTAL MEASURE M FUND REVENUE:</b>			1,898,734	1,507,720	1,709,240	1,338,432	1,507,717	2,073,700	364,460	21%

# REVENUES - RESTRICTED FUNDS

BUDGET UNIT	ACCT	DESCRIPTION	FY 21-22 ACTUAL	FY 21-22 BUDGET	FY 22-23 BUDGET	FY 22-23 ACTUAL 4/20/23	ESTIMATED ACTUAL FY 22-23	FY 23-24 BUDGET	Variance Budget FY24 vs. Budget FY23	%
<b>FUND - 230- MEASURE W</b>										
230-70-0000	4311	INTEREST EARNINGS	6,156	-	-	14,317	6,000	5,000	5,000	-
230-70-0000	4429	MEASURE W	1,082,541	3,323,000	3,000,000	1,084,818	1,100,000	1,100,000	(1,900,000)	-63%
<b>TOTAL MEASURE W FUND REVENUE:</b>			<b>1,088,697</b>	<b>3,323,000</b>	<b>3,000,000</b>	<b>1,099,135</b>	<b>1,106,000</b>	<b>1,105,000</b>	<b>(1,895,000)</b>	<b>-63%</b>
<b>FUND - 239 - SENIOR NUTRITION PROGRAM</b>										
239-40-0000	4430	COUNTY GRANTS	-	50,000	-	-	-	-	-	-
239-40-0000	4478	FEDERAL ARPA FUNDS	19,985	-	-	-	-	350,000	350,000	-
239-40-0000	4459	FEDERAL GRANT PASS THRU COUNTY	572,690	934,948	1,240,000	572,214	1,241,600	887,000	(353,000)	-28%
239-40-0000	4468	CARES ACT FUNDING	153,129	170,000	-	-	-	-	-	-
239-40-4111	4630	PROGRAM INCOME - DONATIONS	-	-	15,000	2,374	15,000	10,000	(5,000)	-33%
239-40-4112	4630	PROGRAM INCOME - DONATIONS	-	-	6,100	4,780	6,100	2,486	(3,614)	-59%
239-90-9101	4790	OPERATING TRANSFERS IN	255,584	280,000	337,011	307,350	407,313	325,303	(11,708)	-3%
<b>TOTAL SENIOR NUTRITION PROGRAM FUND REVENUE:</b>			<b>1,001,388</b>	<b>1,434,948</b>	<b>1,598,111</b>	<b>886,719</b>	<b>1,670,013</b>	<b>1,574,789</b>	<b>(23,322)</b>	<b>-1%</b>
<b>FUND - 243 - PARKING STRUCTURE OPERATIONS FUND</b>										
243-30-0000	4523	PARKING STRUCTURE REV	75	-	300,000	226,960	265,000	275,000	(25,000)	-8%
243-90-9101	4790	OPERATING TRANSFERS IN	255,457	225,353	381,137	36,992	411,587	427,510	46,373	12%
243-90-9219	4790	OPERATING TRANSFERS IN	196,368	268,200	-	-	-	-	-	-
<b>TOTAL PARKING STRUCTURE OPERATIONS FUND REVENUE:</b>			<b>451,900</b>	<b>493,553</b>	<b>681,137</b>	<b>263,952</b>	<b>676,587</b>	<b>702,510</b>	<b>21,373</b>	<b>3%</b>
<b>FUND - 249 - COVID WOMEN'S RECOVERY RESPONSE (L.A.D.Y.) GRANT</b>										
249-40-0000	4438	OTHER LOCAL AGENCIES	(462)	25,000	25,000	25,234	10,689	14,545	(10,455)	-42%
<b>TOTAL COVID WOMEN'S RECOVERY REPONSE (L.A.D.Y.) GRANT FUND REVENUE:</b>			<b>2,054</b>	<b>25,000</b>	<b>25,000</b>	<b>25,234</b>	<b>10,689</b>	<b>14,545</b>	<b>(10,455)</b>	<b>-42%</b>

# REVENUES - RESTRICTED FUNDS

BUDGET UNIT	ACCT	DESCRIPTION	FY 21-22 ACTUAL	FY 21-22 BUDGET	FY 22-23 BUDGET	FY 22-23 ACTUAL 4/20/23	ESTIMATED ACTUAL FY 22-23	FY 23-24 BUDGET	Variance Budget FY24 vs. Budget FY23	%
<b>FUND - 261 - SUCCESSOR AGENCY HOUSING ADMINISTRATION</b>										
261-63-0000	4311	INTEREST EARNINGS	2,737	300	300	3,719	2,000	3,000	-	-
261-90-9101	4790	TRANSFER IN	205,663	205,700	167,400	167,388	167,387	344,180	2,700	900%
<b>TOTAL SUCCESSOR AGENCY ADMINISTRATION FUND REVENUE:</b>			<b>208,400</b>	<b>206,000</b>	<b>167,700</b>	<b>171,107</b>	<b>169,387</b>	<b>347,180</b>	<b>179,480</b>	<b>107%</b>
<b>FUND - 262 - HOUSING ASSISTANCE PROGRAM</b>										
262-63-0000	4223	FORFEITURE OF FSS								
262-63-0000	4311	INTEREST EARNINGS	3,345	2,100	2,100	9,369	7,000	2,100	-	0%
262-63-0000	4461	HUD-VOUCHER ADMIN	820,675	752,539	752,539	759,134	752,539	800,000	47,461	6%
262-63-0000	4467	RESERVE - OPERATING	-	70,800	-	-	-	-	-	-
262-63-0000	4468	COVID 19 - CARES ACT	4,769	-	-	-	-	-	-	-
262-63-0000	4469	FEDERAL GRANTS-HAP	7,120,047	6,685,000	6,685,000	6,326,241	6,685,000	7,000,000	315,000	5%
262-63-0000	4476	FEDERAL GRANTS-FSS	33,735	36,000	36,000	9,412	11,000	-	(36,000)	-100%
262-63-0000	4477	FEDERAL GRANTS-MAINSTREAM 5	70,809	-	-	112,657	108,000	135,000	135,000	-
262-63-0000	4592	PORT-IN ADMIN	1,898	12,000	12,000	973	1,000	12,000	-	0%
262-63-0000	4593	PORT IN HAP	22,800	21,600	21,600	16,376	21,000	21,600	-	0%
262-63-0000	4620	REFUNDS & RECOVERY	26,470	20,000	20,000	7,230	10,000	20,000	-	0%
<b>TOTAL HOUSING ASSISTANCE PROGRAM FUND REVENUE:</b>			<b>8,132,091</b>	<b>7,600,039</b>	<b>7,529,239</b>	<b>7,241,392</b>	<b>7,595,539</b>	<b>7,990,700</b>	<b>461,461</b>	<b>6%</b>
<b>FUND - 263- EMERGENCY HOUSING VOUCHER PROGRAM (EHV)</b>										
263-63-0000	4311	INTEREST EARNINGS	59	-	-	1,118	500	500	500	-
263-63-0000	4461	HUD-VOUCHER ADMIN	24,380	-	73,140	-	-	73,140	-	0%
263-63-0000	4467	FEDERAL GRANTS-EV	243,575	-	584,580	-	-	584,580	-	0%
263-63-0000	4473	HUD EHV SERVICE FEES	-	-	161,000	80,500	80,500	80,500	(80,500)	-50%
263-63-0000	4476	FEDERAL GRANTS-MISC	100	-	-	300	100	-	-	-
<b>TOTAL EMERGENCY HOUSING VOUCHER PROGRAM (EHV) REVENUE:</b>			<b>268,114</b>	<b>-</b>	<b>818,720</b>	<b>81,918</b>	<b>81,100</b>	<b>738,720</b>	<b>(80,000)</b>	<b>-10%</b>

# REVENUES - RESTRICTED FUNDS

BUDGET UNIT	ACCT	DESCRIPTION	FY 21-22 ACTUAL	FY 21-22 BUDGET	FY 22-23 BUDGET	FY 22-23 ACTUAL 4/20/23	ESTIMATED ACTUAL FY 22-23	FY 23-24 BUDGET	Variance Budget FY24 vs. Budget FY23	%
<b>FUND - 264- COMMUNITY DEVELOPMENT GRANTS</b>										
264-63-0000	4449	SB2 AWARD	-	310,000	230,000	80,000	132,216	138,000	(92,000)	-40%
264-63-0000	4449	LEAP GRANT	-	500,000	500,000	80,000	52,136	448,000	(52,000)	-10%
264-63-0000	4440	CA ENERGY COMMISSION	-	-	-	-	-	80,000	80,000	-
<b>TOTAL COMMUNITY DEVELOPMENT GRANTS REVENUE:</b>			-	810,000	730,000	160,000	184,352	666,000	(64,000)	-9%
<b>FUND - 266- COMMUNITY IMPROVEMENT GRANTS</b>										
266-63-0000	4631	DONATIONS	-	-	10,000	10,000	10,000	-	(10,000)	-100%
266-90-9101	4790	TRANSFER IN	2,000,000	2,000,000	-	-	-	-	-	-
<b>TOTAL COMMUNITY IMPROVEMENT GRANT REVENUE:</b>			2,000,000	2,000,000	10,000	10,000	10,000	-	(10,000)	-100%
<b>FUND - 320 - DEBT SERVICE FUND</b>										
320-90-9101	4790	OPERATING TRANSFERS IN	1,610,437	1,606,384	1,606,384	-	1,608,112	1,606,384	-	0%
320-90-9243	4790	OPERATING TRANSFERS IN	252,388	253,315	253,315	-	252,769	253,315	-	0%
320-90-9228	4790	OPERATING TRANSFERS IN	865,005	863,850	863,850	-	861,718	863,850	-	0%
320-90-9229	4790	OPERATING TRANSFERS IN	975,155	971,750	971,750	-	973,666	971,750	-	0%
320-95-0000	4311	INTEREST EARNINGS	1,701	5,000	5,000	10,392	5,000	5,000	-	0%
<b>TOTAL DEBT SERVICE FUND REVENUE:</b>			3,704,686	3,700,299	3,700,299	10,392	3,701,265	3,700,299	-	0%
<b>FUND - 401 - PROP 1B CAPITAL PROJECTS</b>										
401-70-0000	4311	INTEREST EARNINGS	1,051	-	-	1,438	2,000	1,000	1,000	-
<b>TOTAL PROP 1B CAPITAL PROJECTS FUND REVENUE:</b>			1,051	-	-	1,438	2,000	1,000	1,000	-

# REVENUES - RESTRICTED FUNDS

BUDGET UNIT	ACCT	DESCRIPTION	FY 21-22 ACTUAL	FY 21-22 BUDGET	FY 22-23 BUDGET	FY 22-23 ACTUAL 4/20/23	ESTIMATED ACTUAL FY 22-23	FY 23-24 BUDGET	Variance Budget FY24 vs. Budget FY23	%
<b>FUND - 404 - RMRA - ROAD MAINT REHAB ACCOUNT</b>										
404-70-0000	4311	INTEREST EARNINGS	23,750	-	5,000	42,578	5,000	5,000	-	0%
404-70-0000	4425	STATE GAS TAX - 2030	1,941,675	2,086,270	2,405,950	1,502,171	2,242,910	2,556,500	150,550	6%
<b>TOTAL RMRA FUND REVENUE:</b>			<b>1,965,425</b>	<b>2,086,270</b>	<b>2,410,950</b>	<b>1,544,748</b>	<b>2,247,910</b>	<b>2,561,500</b>	<b>150,550</b>	<b>6%</b>
<b>FUND - 409 - HSIP - HIGHWAY SAFETY IMPROVEMENT PROGRAM</b>										
409-70-0000	4469	FEDERAL GRANT - HSIP	2,019,547	7,088,059	6,537,179	11,291	248,973	4,211,224	(2,325,955)	-36%
<b>TOTAL HSIP FUND REVENUE:</b>			<b>2,019,547</b>	<b>7,088,059</b>	<b>6,537,179</b>	<b>11,291</b>	<b>248,973</b>	<b>4,211,224</b>	<b>(2,325,955)</b>	<b>-36%</b>
<b>FUND - 410 - OMNIBUS GRANT</b>										
410-70-0000	4469	FEDERAL GRANT - ATP	-	-	-	-	-	1,720,000	1,720,000	-
<b>TOTAL ATP FUND REVENUE:</b>			<b>-</b>	<b>-</b>	<b>-</b>	<b>-</b>	<b>-</b>	<b>1,720,000</b>	<b>1,720,000</b>	<b>-</b>
<b>FUND - 412 - CA NATURAL RESOURCES AGENCY - ENVIRONMENTAL ENHANCEMENT &amp; MITIGATION GRANT</b>										
412-70-0000	4449	STATE GRANT	20,774	-	250,590	-	246,839	-	(250,590)	-100%
<b>TOTAL CA NATURAL RESOURCES AGENCY FUND REVENUE:</b>			<b>20,774</b>	<b>-</b>	<b>250,590</b>	<b>-</b>	<b>246,839</b>	<b>-</b>	<b>(250,590)</b>	<b>-100%</b>

# REVENUES - RESTRICTED FUNDS

BUDGET UNIT	ACCT	DESCRIPTION	FY 21-22 ACTUAL	FY 21-22 BUDGET	FY 22-23 BUDGET	FY 22-23 ACTUAL 4/20/23	ESTIMATED ACTUAL FY 22-23	FY 23-24 BUDGET	Variance Budget FY24 vs. Budget FY23	%
<b>FUND - 413 - STATE LEGISLATIVE FUNDING</b>										
413-70-0000	4311	INTEREST EARNINGS	4,992	-	-	16,337	-	-	-	-
413-70-0000	4458	STATE GRANT- HOMELESSNESS/AFFORDABLE HOUSING	3,000,000	3,000,000	-	-	3,000,000	-	-	-
<b>TOTAL STATE LEGISLATIVE FUND REVENUE:</b>			<b>3,004,992</b>	<b>3,000,000</b>	<b>-</b>	<b>16,337</b>	<b>3,000,000</b>	<b>-</b>	<b>-</b>	<b>-</b>
<b>FUND - 418 - ART IN PUBLIC PLACES</b>										
418-70-0000	4311	INTEREST EARNINGS	2,232	1,000	1,000	3,867	1,000	1,000	-	0%
418-70-0000	4518	DEVELOPER ART IN-LIEU CONTRIBUTION	161,558	20,000	20,000	275,414	110,000	20,000	-	0%
<b>TOTAL ART IN PUBLIC FUND REVENUE:</b>			<b>163,790</b>	<b>21,000</b>	<b>21,000</b>	<b>279,281</b>	<b>111,000</b>	<b>21,000</b>	<b>-</b>	<b>0%</b>
<b>FUND - 423- LA COUNTY MTA MEASURE R FUND:</b>										
423-70-0000	4451	MEASURE R	-	3,032,897	3,032,897	-	-	2,976,631	(56,266)	-2%
<b>TOTAL LA COUNTY MEASURE R FUND REVENUE:</b>			<b>-</b>	<b>3,032,897</b>	<b>3,032,897</b>	<b>-</b>	<b>-</b>	<b>2,976,631</b>	<b>(56,266)</b>	<b>-2%</b>
<b>FUND - 425 - SB 821 BICYCLE / PEDESTRIAN</b>										
425-70-0000	4448	ST GRANTS/LEGISLATIVE	140,400	489,623	258,246	-	103,275	296,692	38,446	15%
<b>TOTAL BICYCLE/PEDESTRIAN FUND REVENUE:</b>			<b>140,400</b>	<b>489,623</b>	<b>258,246</b>	<b>-</b>	<b>103,275</b>	<b>296,692</b>	<b>38,446</b>	<b>15%</b>

# REVENUES - RESTRICTED FUNDS

BUDGET UNIT	ACCT	DESCRIPTION	FY 21-22 ACTUAL	FY 21-22 BUDGET	FY 22-23 BUDGET	FY 22-23 ACTUAL 4/20/23	ESTIMATED ACTUAL FY 22-23	FY 23-24 BUDGET	Variance Budget FY24 vs. Budget FY23	%
<b>FUND - 428- MEASURE R (I-605 MITIGATION)</b>										
428-70-0000	4439	COUNTY GRANTS-OTHER	-	4,831,750	4,831,750	-	10,531	18,151,354	13,319,604	276%
<b>TOTAL MEASURE R (I-605 MITIGATION) FUND REVENUE:</b>			-	4,831,750	4,831,750	-	10,531	18,151,354	13,319,604	276%
<b>FUND - 430 - STPL - SURFACE TRANSPORTATION PROGRAM</b>										
430-70-0000	4469	FEDERAL GRANTS-OTHER	-	1,480,000	1,480,000	-	-	1,480,000	-	0%
<b>TOTAL STPL FUND REVENUE:</b>			-	1,480,000	1,480,000	-	-	1,480,000	-	0%
<b>FUND - 431 - STREET LIGHT ACQUISITION FUND</b>										
431-70-0000	4311	INTEREST EARNINGS	2,180	7,420	1,000	2,851	3,665	-	(1,000)	-100%
431-90-9320	4790	OPERATING TRANSFERS IN	-	-	-	-	-	-	-	-
<b>TOTAL STREET LIGHT AQUSITION FUND REVENUE:</b>			2,180	7,420	1,000	2,851	3,665	-	(1,000)	-100%
<b>FUND - 433 - BIKE MASTER PLAN FUND</b>										
433-70-0000	4449	STATE FUNDING	157,274	157,200	157,200	-	78,848	-	(157,200)	-100%
<b>TOTAL BIKE MASTER PLAN FUND REVENUE:</b>			157,274	157,200	157,200	-	78,848	-	(157,200)	-100%

# REVENUES - RESTRICTED FUNDS

BUDGET UNIT	ACCT	DESCRIPTION	FY 21-22 ACTUAL	FY 21-22 BUDGET	FY 22-23 BUDGET	FY 22-23 ACTUAL 4/20/23	ESTIMATED ACTUAL FY 22-23	FY 23-24 BUDGET	Variance Budget FY24 vs. Budget FY23	%
<b>FUND - 435- RDA BOND PROCEEDS</b>										
435-63-0000	4311	INTEREST EARNINGS	(381,409)	35,000	35,000	(35,000)	(35,000)	35,000	-	0%
		<b>TOTAL RDA BONDS PROCEEDS FUND REVENUE:</b>	(381,409)	35,000	35,000	(35,000)	(35,000)	35,000	-	0%
<b>FUND - 436- HOUSING BOND PROCEEDS</b>										
436-63-0000	4311	INTEREST EARNINGS	(370,512)	35,000	35,000	103,061	103,061	35,000	-	0%
		<b>TOTAL HOUSING BOND PROCEEDS FUND REVENUE:</b>	(370,512)	35,000	35,000	103,061	103,061	35,000	-	0%
<b>FUND - 437- PROP 68 -PARK RENOVATIONS</b>										
437-70-0000	4449	STATE GRANTS	-	-	8,743,000	-	-	8,743,000	-	0%
		<b>TOTAL PROP 69 FUND REVENUE:</b>	-	-	8,743,000	-	-	8,743,000	-	0%
<b>FUND - 438 - PARK GRANT FUND FUND</b>										
438-70-0000	4311	INTEREST EARNINGS	753	-	-	-	-	-	-	-
438-70-0000	4430	COUNTY GRANTS	-	-	2,200,000	-	-	2,200,000	-	0%
		<b>TOTAL PARK GRANT FUND REVENUE:</b>	753	-	2,200,000	-	-	2,200,000	-	0%

# REVENUES - RESTRICTED FUNDS

BUDGET UNIT	ACCT	DESCRIPTION	FY 21-22 ACTUAL	FY 21-22 BUDGET	FY 22-23 BUDGET	FY 22-23 ACTUAL 4/20/23	ESTIMATED ACTUAL FY 22-23	FY 23-24 BUDGET	Variance Budget FY24 vs. Budget FY23	%
<b>FUND - 439 - CALIFORNIA HIGH SPEED RAIL</b>										
439-70-0000	4449	STATE GRANTS - OTHER	-	114,277	114,257	-	-	100,000	(14,257)	-12%
		<b>TOTAL CALIFORNIA HIGH SPEED RAIL FUND REVENUE:</b>	-	114,277	114,257	-	-	100,000	(14,257)	-12%
<b>FUND - 440 - MEASURE R BOND PROCEEDS CAPITAL</b>										
440-70-0000	4311	INTEREST EARNINGS	4,107	20,000	2,000	32,404	33,000	5,000	3,000	150%
		<b>TOTAL MEASURE R BOND PROCEEDS CAPITAL FUND REVENUE:</b>	4,107	20,000	2,000	32,404	33,000	5,000	3,000	150%
<b>FUND - 441 - MEASURE M BOND PROCEEDS CAPITAL</b>										
441-70-0000	4311	INTEREST EARNINGS	8,189	20,000	2,200	74,755	75,000	5,000	2,800	127%
		<b>TOTAL MEASURE M BOND PROCEEDS CAPITAL FUND:</b>	8,189	20,000	2,200	74,755	75,000	5,000	2,800	127%
<b>FUND - 460- MEASURE W GRANT</b>										
460-70-0000	4311	INTEREST EARNINGS	3,033	-	-	13,950	3,400	-	-	-
460-70-0000	4429	MEASURE W - CLEAN WATER	2,240,000	-	-	-	-	253,567	253,567	-
		<b>TOTAL MEASURE W -GRANT FUND:</b>	2,243,033	-	-	13,950	3,400	253,567	253,567	-

# REVENUES - RESTRICTED FUNDS

BUDGET UNIT	ACCT	DESCRIPTION	FY 21-22 ACTUAL	FY 21-22 BUDGET	FY 22-23 BUDGET	FY 22-23 ACTUAL 4/20/23	ESTIMATED ACTUAL FY 22-23	FY 23-24 BUDGET	Variance Budget FY24 vs. Budget FY23	%
<b>FUND - 702 - WATER FUND:</b>										
702-30-0000	4231	DELINQUENT SERVICE CHARGE	-	-	-	72,530	70,000	70,000	70,000	-
702-30-0000	4232	MISC CHARGES - WATER	-	1,000	1,000	-	-	1,000	-	0%
702-30-0000	4235	RETURNED CHECK FEES	210	500	-	245	50	-	-	-
702-30-0000	4311	INTEREST EARNINGS	34,831	60,000	10,000	52,123	10,000	10,000	-	0%
702-30-0000	4571	WATER CONSUMPTION CHARGE	6,032,022	5,800,000	5,800,000	4,075,656	6,100,000	5,800,000	-	0%
702-30-0000	4573	NEW UTILITY ACCNT SET-UP	13,347	11,000	13,000	9,004	13,000	13,000	-	0%
702-30-0000	4574	HYDRANT RENTALS	225	500	500	150	500	500	-	0%
702-30-0000	4579	FIRE FLOW TEST	11,020	10,000	10,000	12,628	10,000	10,000	-	0%
<b>TOTAL WATER OPERATING REVENUE:</b>			<b>6,343,489</b>	<b>5,883,000</b>	<b>5,834,500</b>	<b>4,222,336</b>	<b>6,203,550</b>	<b>5,904,500</b>	<b>70,000</b>	<b>1%</b>
706-70-0000	4449	STATE GRANTS - OTHER	-	-	-	-	-	2,000,000	2,000,000	-
<b>TOTAL WATER CAPITAL GRANT:</b>			<b>-</b>	<b>-</b>	<b>-</b>	<b>-</b>	<b>-</b>	<b>2,000,000</b>	<b>2,000,000</b>	<b>-</b>
<b>TOTAL WATER FUND REVENUE:</b>			<b>6,343,489</b>	<b>5,883,000</b>	<b>5,834,500</b>	<b>4,222,336</b>	<b>6,203,550</b>	<b>7,904,500</b>	<b>2,140,000</b>	<b>35%</b>
<b>FUND - 704 - SEWER FUND:</b>										
704-30-0000	4311	INTEREST EARNINGS	43,755	50,000	50,000	66,260	50,000	50,000	-	0%
704-30-0000	4431	INDUSTRIAL WASTE FEES	108,343	85,000	80,000	66,822	80,000	80,000	-	0%
704-30-0000	4571	SEWER CHARGE	2,494,911	2,500,000	2,500,000	1,459,038	2,500,000	2,500,000	-	0%
<b>TOTAL SEWER FUND REVENUE:</b>			<b>2,647,009</b>	<b>2,635,000</b>	<b>2,630,000</b>	<b>1,592,120</b>	<b>2,630,000</b>	<b>2,630,000</b>	<b>-</b>	<b>0%</b>

# REVENUES - RESTRICTED FUNDS

BUDGET UNIT	ACCT	DESCRIPTION	FY 21-22 ACTUAL	FY 21-22 BUDGET	FY 22-23 BUDGET	FY 22-23 ACTUAL 4/20/23	ESTIMATED ACTUAL FY 22-23	FY 23-24 BUDGET	Variance Budget FY24 vs. Budget FY23	%
<b>FUND - 710 - TRANSIT SYSTEM FUND:</b>										
710-45-0000	4081	TRANS PROP C-5% SECURITY	122,876	122,876	151,822	113,867	151,822	161,161	9,339	6%
710-45-0000	4082	PROP A DISCRET/OPERAT.ASS	2,227,899	2,227,899	2,244,218	1,684,407	2,244,218	2,266,860	22,642	1%
710-45-0000	4086	PR C40% DISC-FOOTHILL MIT	114,518	114,518	151,212	113,409	151,212	164,030	12,818	8%
710-45-0000	4087	PROP C 40% DISC-MOSIP	642,875	642,875	647,147	485,360	647,147	652,958	5,811	1%
710-45-0000	4088	TRANSIT PROP C 40% - BSIP	58,982	58,982	60,928	45,696	60,928	63,189	2,261	4%
710-45-0000	4311	INTEREST EARNINGS	15,926	10,000	11,000	45,881	13,000	13,000	2,000	18%
710-45-0000	4318	CASH OVRAGE/SHORTAGE	-	-	-	24	-	-	-	-
710-45-0000	4451	MEASURE R	1,413,389	1,413,389	1,786,420	1,508,166	1,786,420	2,084,273	297,853	17%
710-45-0000	4452	MEASURE M	1,408,574	1,408,574	1,783,619	1,528,381	1,783,619	2,082,511	298,892	17%
710-45-0000	4453	LFT/TDA ARTICLE 4	3,494,787	3,494,787	4,391,066	3,293,298	4,391,066	5,162,142	771,076	18%
710-45-0000	4454	STAF/STATE TRANSPORT.ASST	523,360	523,360	890,805	445,403	890,805	1,145,078	254,273	29%
710-45-0000	4468	COVID 19 - CARES/CRRSAA	3,477,040	3,477,040	-	-	-	-	-	-
710-45-0000	4478	ARPA	1,397,027	1,397,027	4,191,082	2,556,122	4,191,082	1,634,960	(2,556,122)	-61%
710-45-0000	4474	FED CAP OF MAINT. EXP 80%	450,000	1,250,000	1,250,000	-	1,250,000	1,000,000	(250,000)	-20%
710-45-0000	4581	NTS DIAL A RIDE FARES	9,741	5,216	5,216	5,230	6,734	6,800	1,584	30%
710-45-0000	4582	PASSENGER REV-NTS FIXED R	186,224	75,000	516,812	417,247	516,812	550,000	33,188	6%
710-45-0000	4583	TAXI VOUCHERS	2,598	3,000	3,000	2,257	3,318	3,500	500	17%
710-45-0000	4584	CONTRACT SVC REV-SFS	-	1,226	1,226	-	-	-	(1,226)	-100%
710-45-0000	4586	TAP - CASH SWEEP	22,104	5,799	92,438	47,502	92,438	95,000	2,562	3%
710-45-0000	4611	SALE OF EQUIPMENT & SCRAP	123	24,000	10,000	349	-	15,500	5,500	55%
710-45-0000	4625	DAMAGE RECOVERIES	25,516	5,000	10,000	8,267	10,000	10,000	-	0%
710-45-0000	4627	EXPENSE RECOVERY	67,270	60,800	62,000	43,810	62,000	62,000	-	0%
710-45-0000	4636	AUXILIARY REVENUE	39,191	25,974	40,000	25,143	40,000	40,000	-	0%
710-45-0000	4690	MISC OTHER REV (LCTOP)	506,199	390,121	603,574	21,730	10,000	483,216	(120,358)	-20%
710-45-0000	4793	AB 2766 ASSISTANCE-TRANSFER IN	4,815	6,000	12,000	1,695	6,780	8,000	(4,000)	-33%
710-45-0000	4794	LOCAL PROP A - TRANSFER IN (OPS)	1,640,653	1,640,653	500,302	-	3,160,299	859,967	359,665	72%
710-45-0000	4795	LOCAL PROP C - TRANSFER IN	125,590	125,590	126,157	94,618	126,157	247,819	121,662	96%
<b>TOTAL OPERATIONS</b>			<b>17,977,277</b>	<b>18,509,706</b>	<b>19,542,044</b>	<b>12,487,859</b>	<b>21,595,857</b>	<b>18,811,964</b>	<b>(730,080)</b>	<b>-4%</b>
<b>TRANSIT SYSTEM FUND REVENUE:</b>										

# REVENUES - RESTRICTED FUNDS

BUDGET UNIT	ACCT	DESCRIPTION	FY 21-22 ACTUAL	FY 21-22 BUDGET	FY 22-23 BUDGET	FY 22-23 ACTUAL 4/20/23	ESTIMATED ACTUAL FY 22-23	FY 23-24 BUDGET	Variance Budget FY24 vs. Budget FY23	%
712-45-0000	4471	FTA/CAPITAL ASSISTANCE	2,910,088	3,233,250	7,469,615	133,013	165,089	9,286,444	1,816,829	24%
712-90-9710	4790	TRANSFER IN - TRANSIT OPERATING	-	-	141,626	-	141,626	-	(141,626)	-100%
<b>TOTAL CAPITAL - TRANSIT SYSTEM FUND REVENUE:</b>			2,910,088	3,233,250	7,611,241	133,013	306,715	9,286,444	1,675,203	22%
<b>FUND - 711 - TRANSIT - 1B PTMISEA</b>										
711-45-0000	4311	INTEREST EARNINGS	1,802	6,000	-	335	-	-	-	-
711-45-0000	4454	STA / STATE ASSISTANCE	-	106,180	-	-	-	-	-	-
711-45-0000	4456	OTHER CAPITAL ASSISTANCE	647,505	-	-	-	-	68,486	68,486	-
<b>TOTAL TRANSIT - 1B PTMISEA FUND REVENUE:</b>			789,611	112,180	-	335	-	68,486	68,486	-
<b>TOTAL TRANSIT - ALL CAPITAL FUND REVENUE:</b>			3,699,699	3,345,430	7,611,241	133,348	306,715	9,354,930	1,743,689	83%
<b>TOTAL TRANSIT FUND REVENUES (FUNDS 710, 711 &amp; 712)</b>			21,676,976	21,855,136	27,153,285	12,621,207	21,902,572	28,166,894	1,013,609	19%

# REVENUES - RESTRICTED FUNDS

BUDGET UNIT	ACCT	DESCRIPTION	FY 21-22 ACTUAL	FY 21-22 BUDGET	FY 22-23 BUDGET	FY 22-23 ACTUAL 4/20/23	ESTIMATED ACTUAL FY 22-23	FY 23-24 BUDGET	Variance Budget FY24 vs. Budget FY23	%
<b>FUND - 735 - EMPLOYEE BENEFIT FUND:</b>										
735-10-0000	4901	GENERAL FUND	12,015,521	11,468,343	12,206,845	7,423,808	11,925,731	14,080,094	1,873,249	15%
735-10-0000	4902	UTILITY FUND	319,316	395,365	536,255	198,269	253,445	474,098	(62,157)	-12%
735-10-0000	4903	CHILD CARE	349,010	448,854	418,553	235,399	273,196	401,904	(16,649)	-4%
735-10-0000	4904	SEWER FUND	141,550	185,903	220,287	94,578	122,994	213,909	(6,378)	-3%
735-10-0000	4907	CDBG	182,153	200,665	207,903	128,070	174,733	248,041	40,138	19%
735-10-0000	4908	HOME PROGRAM	13,490	11,158	11,082	14,472	12,784	19,746	8,664	78%
735-10-0000	4910	TRANSIT FUND	3,505,310	3,789,086	4,641,503	2,634,540	4,143,876	4,704,312	62,809	1%
735-10-0000	4911	MEASURE M	-	-	-	-	-	-	-	-
735-10-0000	4917	SENIOR SERVICES GRANT	25,482	16,549	17,662	20,825	27,947	16,334	(1,328)	-8%
735-10-0000	4922	COPS/SLESF PROGRAM	14,949	40,715	40,521	11,792	14,162	29,378	(11,143)	-27%
735-10-0000	4923	SA HOUSING	25,791	7,717	7,887	21,936	27,028	9,327	1,440	18%
735-10-0000	4927	PROP C	111,704	119,255	151,307	77,436	96,098	158,620	7,313	5%
735-10-0000	4928	MEASURE R	-	-	-	-	-	-	-	-
735-10-0000	4936	VEHICLE MAINTENANCE FUND	964,307	1,046,655	920,915	796,699	990,497	1,165,175	244,260	27%
735-10-0000	4942	SR NUTRITION PROGRAM	105,665	65,420	71,167	139,112	191,165	82,146	10,979	15%
735-10-0000	4943	PARKING STRUCTURE	6,612	14,065	56,770	11,631	18,988	21,921	(34,849)	-61%
735-10-0000	4944	NORWALK HOUSING AUTHORITY	323,020	331,872	442,279	230,982	76,161	443,545	1,266	0%
735-10-0000	4945	SARDA	65,891	77,002	98,212	59,907	80,092	86,291	(11,921)	-12%
735-10-0000	4949	OTHER GRANTS	-	-	264,611	-	138,068	633,318	368,707	139%
735-10-0000	4970	OTHER CIP FUNDS	8,691	4,713	4,576	9,081	8,578	-	(4,576)	-100%
<b>TOTAL EMPLOYEE BENEFIT FUND REVENUE:</b>			<b>18,178,462</b>	<b>18,223,337</b>	<b>20,318,335</b>	<b>12,108,537</b>	<b>18,575,543</b>	<b>22,788,159</b>	<b>2,469,824</b>	<b>12%</b>
<b>FUND - 736 - VEHICLE EQUIPMENT MAINTENANCE FUND:</b>										
736-45-0000	4901	GENERAL FUND	790,240	760,149	809,255	545,209	768,162	804,620	(4,635)	-1%
736-45-0000	4902	UTILITY FUND	56,887	66,470	74,600	41,882	69,150	75,000	400	1%
736-45-0000	4903	CHILD CARE	2,613	4,410	3,500	1,029	3,018	3,593	93	3%
736-45-0000	4904	SEWER FUND	25,092	21,690	21,500	13,153	15,345	21,992	492	2%
736-45-0000	4907	CDBG	2,354	2,520	2,500	638	2,414	959	(1,541)	-62%
736-45-0000	4910	TRANSIT FUND	2,584,937	3,409,807	3,754,079	1,464,269	3,523,435	4,361,322	607,243	16%
736-45-0000	4939	SR NUTRITION PROGRAM	24,441	-	27,100	15,364	19,308	20,273	(6,827)	-25%
736-45-0000	4944	NORWALK HOUSING AUTHORITY	5,662	6,410	5,200	3,155	4,781	5,019	(181)	-3%
<b>TOTAL VEHICLE EQUIPMENT MAINTENANCE FUND REVENUE:</b>			<b>3,492,226</b>	<b>4,271,456</b>	<b>4,697,734</b>	<b>2,084,698</b>	<b>4,405,613</b>	<b>5,292,778</b>	<b>595,044</b>	<b>13%</b>

# REVENUES - RESTRICTED FUNDS

BUDGET UNIT	ACCT	DESCRIPTION	FY 21-22 ACTUAL	FY 21-22 BUDGET	FY 22-23 BUDGET	FY 22-23 ACTUAL 4/20/23	ESTIMATED ACTUAL FY 22-23	FY 23-24 BUDGET	Variance Budget FY24 vs. Budget FY23	%
<b>FUND - 741 - CITY GENERAL PLAN FUND:</b>										
741-10-0000	4311	INTEREST EARNINGS	542	-	500	2,883	-	500	-	0%
741-90-9101	4790	OPERATING TRANSFERS IN	400,000	400,000	750,000	750,000	750,000	-	(750,000)	-100%
<b>TOTAL CITY GENERAL PLAN FUND REVENUE:</b>			<b>400,542</b>	<b>400,000</b>	<b>750,500</b>	<b>752,883</b>	<b>750,000</b>	<b>500</b>	<b>(750,000)</b>	<b>-100%</b>
<b>FUND - 743 - PARKS EQUIPMENT RENOVATION FUND:</b>										
743-10-0000	4311	INTEREST EARNINGS	6,364	500	500	16,389	4,000	500	-	0%
743-30-0000	4626	INSURANCE REFUND	80,785	80,800	-	-	80,800	-	-	-
743-90-9101	4790	OPERATING TRANSFERS IN	750,000	350,000	6,625,000	6,625,000	6,625,000	2,500,000	(4,125,000)	-62%
<b>TOTAL PARKS EQUIPMENT RENOVATION FUND REVENUE:</b>			<b>837,149</b>	<b>431,300</b>	<b>6,625,500</b>	<b>6,641,389</b>	<b>6,709,800</b>	<b>2,500,500</b>	<b>(4,125,000)</b>	<b>-62%</b>
<b>FUND - 744 - NASC EQUIPMENT REPLACEMENT FUND:</b>										
744-10-0000	4311	INTEREST EARNINGS	1,253	500	500	2,298	700	500	-	0%
744-90-9101	4790	OPERATING TRANSFERS IN	150,000	150,000	50,000	50,000	50,000	50,000	-	0%
<b>TOTAL NASC EQUIPMENT REPLACEMENT AND REPAIR FUND REVENUE:</b>			<b>151,253</b>	<b>150,500</b>	<b>50,500</b>	<b>52,298</b>	<b>50,700</b>	<b>50,500</b>	<b>-</b>	<b>0%</b>
<b>FUND - 745 - TECHNOLOGY FUND:</b>										
745-10-0000	4311	INTEREST EARNINGS	4,804	500	500	7,916	500	500	-	0%
745-90-9101	4790	OPERATING TRANSFERS IN	750,000	750,000	750,000	750,000	750,000	2,250,000	1,500,000	200%
<b>TOTAL TECHNOLOGY FUND REVENUE:</b>			<b>754,804</b>	<b>750,500</b>	<b>750,500</b>	<b>757,916</b>	<b>750,500</b>	<b>2,250,500</b>	<b>1,500,000</b>	<b>200%</b>

# REVENUES - RESTRICTED FUNDS

BUDGET UNIT	ACCT	DESCRIPTION	FY 21-22 ACTUAL	FY 21-22 BUDGET	FY 22-23 BUDGET	FY 22-23 ACTUAL 4/20/23	ESTIMATED ACTUAL FY 22-23	FY 23-24 BUDGET	Variance Budget FY24 vs. Budget FY23	%
<b>FUND - 746 - EQUIPMENT REPLACEMENT FUND:</b>										
746-10-0000	4311	INTEREST EARNINGS	11,815	500	500	18,730	4,000	500	-	0%
746-90-9101	4790	OPERATING TRANSFERS IN	1,200,000	1,200,000	1,147,000	1,147,000	1,147,000	2,000,000	853,000	74%
746-10-0000	4673	CAPITAL LEASE PROCEEDS	234,605	-	-	-	-	-	-	-
<b>TOTAL EQUIPMENT REPLACEMENT FUND REVENUE:</b>			<b>1,446,420</b>	<b>1,200,500</b>	<b>1,147,500</b>	<b>1,165,730</b>	<b>1,151,000</b>	<b>2,000,500</b>	<b>853,000</b>	<b>74%</b>
<b>FUND - 747 - BUILDING RENOVATION FUND:</b>										
747-70-0000	4311	INTEREST EARNINGS	8,767	500	500	14,440	4,000	500	-	0%
747-90-9101	4790	OPERATING TRANSFERS IN	700,000	700,000	1,450,000	1,450,000	1,450,000	4,000,000	2,550,000	176%
<b>TOTAL BUILDING RENOVATION FUND REVENUE:</b>			<b>708,767</b>	<b>700,500</b>	<b>1,450,500</b>	<b>1,464,440</b>	<b>1,454,000</b>	<b>4,000,500</b>	<b>2,550,000</b>	<b>176%</b>
<b>FUND - 748 - STREET RENOVATION FUND:</b>										
748-10-0000	4311	INTEREST EARNINGS	26,948	2,000	2,000	-	2,000	2,000	-	0%
748-90-9101	4790	OPERATING TRANSFERS IN	6,500,000	6,500,000	1,750,000	1,750,000	1,750,000	3,000,000	1,250,000	71%
<b>TOTAL STREET RENOVATION FUND REVENUE:</b>			<b>6,526,948</b>	<b>6,502,000</b>	<b>1,752,000</b>	<b>1,750,000</b>	<b>1,752,000</b>	<b>3,002,000</b>	<b>1,250,000</b>	<b>71%</b>

# REVENUES - RESTRICTED FUNDS

BUDGET UNIT	ACCT	DESCRIPTION	FY 21-22 ACTUAL	FY 21-22 BUDGET	FY 22-23 BUDGET	FY 22-23 ACTUAL 4/20/23	ESTIMATED ACTUAL FY 22-23	FY 23-24 BUDGET	Variance Budget FY24 vs. Budget FY23	%
<b>FUND - 935 - OPEB TRUST FUND:</b>										
935-10-0000	4311	INTEREST EARNINGS	(2,397,517)	100,000	100,000	576,590	100,000	100,000	-	0%
935-10-0000	4640	CONTRIBUTIONS - City	1,200,000	1,200,000	1,500,000	1,200,000	1,500,000	1,500,000	-	0%
935-10-0000	4640	CONTRIBUTIONS - Other Funds	1,626,000	626,000	1,038,196	626,000	1,038,196	1,038,196	-	0%
<b>TOTAL OPEB TRUST FUND:</b>			<b>428,483</b>	<b>1,926,000</b>	<b>2,638,196</b>	<b>2,402,590</b>	<b>2,638,196</b>	<b>2,638,196</b>	<b>-</b>	<b>0%</b>
<b>FUND - 135 - PENSION TRUST FUND:</b>										
135-10-0000	4311	INTEREST EARNINGS	(682,309)	50,000	50,000	46,640	35,000	50,000	-	0%
135-10-0000	4640	CONTRIBUTIONS - Pension	1,000,000	1,000,000	-	-	1,000,000	-	-	-
<b>TOTAL PENSION TRUST FUND:</b>			<b>317,691</b>	<b>1,050,000</b>	<b>50,000</b>	<b>46,640</b>	<b>1,035,000</b>	<b>50,000</b>	<b>-</b>	<b>0%</b>



# CAPITAL OUTLAYS



## CAPITAL OUTLAYS

### Fiscal Year 2023-2024 Budget

Account Number		Department / Division	Description	Amount	Total
101-10-1401	3860	Human Resources	Ergonomic Office Equipment	\$ 4,800	
			<i>Total Human Resources</i>		\$ 4,800
101-20-2101	3860	Public Safety	Dispatch Workstations (2) - Carry Over	\$ 4,000	
101-20-2102	3860	Public Safety - EOC	Copier/Printer (New)	\$ 5,000	
101-20-2102	3870		EOC Conference Room & Offices Furniture	\$ 15,000	
			<i>Total Public Safety</i>		\$ 24,000
101-30-3101	3880	Public Services	Projector & Lens for City Hall	\$ 20,000	
101-30-3302	3880	Public Services - Street Maintenance	Concrete Grinder (Asset No. 12173)	\$ 11,000	
			Concrete Grinder Vacuum Attachment	\$ 5,100	
101-30-3404	3850	Public Services - Graffiti	Pressure Washer Unit (Replacement, no asset tag) - Carry Over	\$ 13,500	

**CAPITAL OUTLAYS**  
**Fiscal Year 2023-2024 Budget**

Account Number	Department / Division	Description	Amount	Total
101-30-3504 3850	Public Services - Parks Landscape	Sod Cutter (Asset No. 2901)	\$ 7,500	
		Burrow Rx Rodent Control Units, 2 ea.	\$ 6,500	
		Ground Fault Locator (2)	\$ 2,500	
		Ball Field Groomer (Asset No. 10867)	\$ 22,000	
101-30-3504 3880		Calsense Smart Irrigation Controller for Gerdes Park	\$ 14,000	
		Calsense Smart Irrigation Controller for Foster Greenbelt	\$ 14,000	
101-30-3506 3850	Public Services - Parks Facilities	Upright Vacuums (Asset No. 13486 & 13487)	\$ 1,800	
		Hydrojetter - Total cost \$72,000 (50% to Sewer)	\$ 36,000	
		Generators (Asset No.'s 10320, 11584, & 11585)	\$ 5,000	
101-30-3506 3880		Pet Waste Stations (10)	\$ 8,000	

## CAPITAL OUTLAYS

### Fiscal Year 2023-2024 Budget

Account Number	Department / Division	Description	Amount	Total
101-30-5702 3850	Public Services - Facilities Maintenance - NASC	Carpet Extractor (Asset No. 11114)	\$ 8,000	
		Walk Behind Scrubber (Asset No. 13206)	\$ 14,000	
		Ride-on Scrubber (Asset No. 14291)	\$ 30,000	
		Carpet Extractor (Asset No. 13490)	\$ 18,000	
		Vacuums (Asset No.'s 13482 & 13483)	\$ 1,800	
		Large Vacuum (no Asset tag)	\$ 4,500	
		Floor Machine Scrubber (Asset No. 14123)	\$ 2,700	
		<i>Total Public Services</i>		\$ 245,900

## CAPITAL OUTLAYS

### Fiscal Year 2023-2024 Budget

Account Number	Department / Division	Description	Amount	Total
101-40-4101 3870	Social Services	Round Crown Chairs (120)	\$ 16,700	
		Round ABS Tables (15)	\$ 5,600	
		Cubicle Reconfiguration - Carry Over	\$ 40,000	
		Speakers & Intercom System	\$ 4,600	
101-40-4104 3870	Social Services - Senior Center	Round Chairs (240) (Asset No. 12876)	\$ 33,000	
		MPR Patio Covers (3)	\$ 40,000	
		MPR Patio Furniture	\$ 15,000	
		60" Round ABS Table (30)	\$ 13,000	
101-40-4201 3860	Social Services - Youth & Family Intervention	Aprocot Case Management Software & Annual Maintenance	\$ 10,000	
		<i>Total Social Services</i>		<b>\$ 177,900</b>

## CAPITAL OUTLAYS

### Fiscal Year 2023-2024 Budget

Account Number	Department / Division	Description	Amount	Total
101-50-5203 3880	Aquatics	Pool Tarps for Aquatic Pavilion	\$ 20,000	
101-50-5702 3870	NASC	Office & Lobby Tables, Desks, & Furniture	\$ 23,000	
		<i>Total Recreation</i>		\$ 43,000
101-61-6101 3860	Community Development - Admin	SMART Board	\$ 4,000	
101-61-6101 3870		Plan Review Folding Table	\$ 200	
		Window Signs & Décor	\$ 2,300	
		Coffee & Ice Machine	\$ 850	
		Office Chairs	\$ 3,400	
101-61-6105 3860	Community Development - Planning	Surface Pros for Planners (5) - New	\$ 12,200	
101-61-6105 3870		Office Station Desks, Chairs, & Furniture - New	\$ 15,000	
		<i>Total Community Development</i>		\$ 37,950
<b>Total General Fund</b>				<b>\$ 533,550</b>

## CAPITAL OUTLAYS

### Fiscal Year 2023-2024 Budget

Account Number	Department / Division	Description	Amount	Total
207-62-6201 3860	CDBG - Admin	Monitors (2) - New	\$ 500	
		<b>Total CDBG Fund</b>		<b>\$ 500</b>
219-20-4107 3820	Public Safety - HOPE	Backhoe Loader (New)	\$ 140,000	
		<b>Total ARPA Fund</b>		<b>\$ 140,000</b>
222-20-2101 3880	Public Safety	(2) New Live View GPS Devices	\$ 10,000	
		LASD Vehicle & Handheld Radios for (4) New vehicles - Carry Over	\$ 15,000	
		<b>Total COPS Grant Fund</b>		<b>\$ 25,000</b>
224-20-2107 3880	Public Safety - JAG 2022 - 02536	MDC units for Public Safety & Associated Ongoing Services & Support	\$ 15,554	
		<b>Total Juvenile Assistance Grant Fund</b>		<b>\$ 15,554</b>
225-20-2102 3860	Public Safety - EOC	(2) Laptops - new	\$ 3,300	
		<b>Total CalOES LISTOS Grant Fund</b>		<b>\$ 3,300</b>

## CAPITAL OUTLAYS

### Fiscal Year 2023-2024 Budget

Account Number	Department / Division	Description	Amount	Total
228-30-3303 3850	Public Services - Traffic	Core Drill Kit	\$ 5,000	
228-30-3303 3850		Sign post driver kit and accessories	\$ 4,500	
228-30-3304 3880	Public Services - Streets lights	Signal Cabinet	\$ 80,000	
<b>Total Measure R Fund</b>				<b>\$ 89,500</b>
227-45-4500 3840	Transit- Prop C Capital	CCTV System Maintenance & Inspection Services - Carry Over	\$ 1,800	
227-45-4503 3831		Bus Electrification Project - Carry Over	\$ 100,000	
227-45-4520 3853		Fleet Asset Management Support - Carry Over	\$ 15,000	
<b>Total Prop C Fund</b>				<b>\$ 116,800</b>

## CAPITAL OUTLAYS

### Fiscal Year 2023-2024 Budget

Account Number	Department / Division	Description	Amount	Total
210-45-4503 3831	Transit- Capital - Local Match	Dial-a-Ride Van (4), Unit 7106 & 7107 (Asset No.'s 14557 & 14558) - Carry Over Unit 7104 & 7105 (Asset No.'s 12311 & 14326) - New (15% Local Match, 58% FTA Grants, 27% Transit Reserves)	\$ 74,700	
		40ft, Zero Emission Electric Buses & Chargers (5) Units 7090 - 7094 (Asset No.'s 12065, 12064, 12240 - 12242) (21% Local Match & 78% FTA Grants)	\$ 1,469,027	
210-45-4503 3833		Tires (Good Year Lease)	\$ 16,000	
		Associated Capital Maintenance (Engines, Transmissions, Compressors, Inverters, Ultra-Capacitors, etc.)	\$ 36,000	
210-45-4503 3843		Bus Stop Improvements	\$ 363,731	
210-45-4503 3853		Mobile Radio System	\$ 15,000	
210-45-4503 3860	Transit- Capital - Local Match	Computer Replacements (PCs, Peripherals, etc.)	\$ 15,000	
		<i>Subtotal Transit - Prop A</i>		\$ 1,989,458

## CAPITAL OUTLAYS

### Fiscal Year 2023-2024 Budget

Account Number	Department / Division	Description	Amount	Total
712-45-4503 3831	Transit- Capital - FTA Grants	Dial-a-Ride Van (4), Unit 7106 & 7107 (Asset No.'s 14557 & 14558) - Carry Over Unit 7104 & 7105 (Asset No.'s 12311 & 14326) - New (15% Local Match, 58% FTA Grants, 27% Transit Reserves)	\$ 298,800	
		40ft, Zero Emission Electric Buses & Chargers (5) Units 7090 - 7094 (Asset No.'s 12065, 12064, 12240 - 12242) (21% Prop A Local Match, 1% Measure R Clean Fuel & 78% FTA Grants)	\$ 5,451,182	
712-45-4503 3833		Associated Capital Maintenance (Engines, Transmissions, Compressors, Inverters, Ultra- Capacitors, etc.)	\$ 144,000	
		Tires (Good Year Lease)	\$ 64,000	
712-45-4503 3843		Bus Stop Improvements	\$ 1,298,306	
712-45-4503 3853		Mobile Radio System	\$ 60,000	
712-45-4503 3860	Computer Replacements (PCs, Peripherals, etc.)	\$ 60,000		
		<i>Subtotal Transit - FTA Grant</i>		\$ 7,376,288

## CAPITAL OUTLAYS

### Fiscal Year 2023-2024 Budget

Account Number	Department / Division	Description	Amount	Total
711-45-4503 3831	Measure R Clean Fuel	40ft, Zero Emission Electric Buses & Chargers (5) Units 7090 - 7094 (Asset No.'s 12065, 12064, 12240 - 12242) (21% Local Match & 78% FTA Grants)	\$ 68,486	
		<i>Subtotal Transit - Measure R - Clean Fuel</i>		\$ 68,486
713-45-4503 3841	Transit- Capital - Use of Transit Reserves	Dial-a-Ride Van (4), Unit 7106 & 7107 (Asset No.'s 14557 & 14558) - Carry Over Unit 7104 & 7105 (Asset No.'s 12311 & 14326) - New (15% Local Match, 58% FTA Grants, 27% Transit Reserves)	\$ 141,625	
		<i>Subtotal Transit - Reserve</i>		\$ 141,625
		<b>Total Transit Fund</b>		<b>\$ 9,575,857</b>

## CAPITAL OUTLAYS

### Fiscal Year 2023-2024 Budget

Account Number	Department / Division	Description	Amount	Total
702-30-3602 3820	Water	Aftermarket Equipment for Unit Replacing No. 4715, (Asset No. 12632)	\$ 32,371	
		Aftermarket Equipment for Unit Replacing No. 4716, (no asset tag)	\$ 10,000	
		Aftermarket Equipment for Unit Replacing No. 4717, (no asset tag)	\$ 10,000	
702-30-3602 3850		Chemical Feed Pumps	\$ 4,000	
		<b>Total Water Fund</b>		<b>\$ 56,371</b>
704-30-3403 3850	Sewer	Backup Sewer Pump	\$ 10,000	
		Hydrojetter - Total cost \$72,000 (50% to Parks Facilities)	\$ 36,000	
		<b>Total Sewer Fund</b>		<b>\$ 46,000</b>

## CAPITAL OUTLAYS

### Fiscal Year 2023-2024 Budget

Account Number	Department / Division	Description	Amount	Total
744-50-5702 3880	NASC	Score Table	\$ 18,000	
		Cycle Bicycles (15)	\$ 18,500	
		<b>Total NASC Replacement &amp; Repair Fund</b>		<b>\$ 36,500</b>
745-10-1205 3860	MIS	Replacement Computers (74), Ipads/Tablets (33), Surfaces (4), & Laptops (5)	\$ 143,000	
		Replacement Monitors (52)	\$ 10,500	
		Replacement Printers (14)	\$ 21,000	
745-10-1301 3860	City Clerk	Postage Machine (Asset No. 13648)	\$ 21,650	
745-10-1501 3860	Finance	Printer/Scanner ( Asset No. 12936 )	\$ 3,000	
		<b>Total Computer &amp; Office Equipment Replacement Fund</b>		<b>\$ 199,150</b>

## CAPITAL OUTLAYS

### Fiscal Year 2023-2024 Budget

Account Number	Department / Division	Description	Amount	Total
746-20-2101 3820	Public Safety - Field Operations	Aftermarket Equipment for Unit Replacing No. 4567, (Asset No.13565) - Carry Over	\$ 10,000	
		Aftermarket Equipment for Unit Replacing No. 4568, (Asset No.13564) - Carry Over	\$ 7,500	
		Aftermarket Equipment for Unit Replacing No. 4570 (no asset tag)	\$ 10,000	
		Aftermarket Equipment for Unit Replacing No. 4571 (no asset tag)	\$ 10,000	
		Aftermarket Equipment for Unit Replacing No. 4572 (no asset tag)	\$ 10,000	
		Aftermarket Equipment for Unit Replacing No. 4573 (no asset tag)	\$ 10,000	
746-20-2101 3820	Public Safety - Field Operations	Aftermarket Equipment for Unit Replacing No. 4574 (no asset tag)	\$ 10,000	
		Aftermarket Equipment for Unit Replacing No. 4575 (no asset tag)	\$ 10,000	
746-20-2204 3820	Public Safety - Code Enforcement	Aftermarket Equipment for Unit Replacing No. 4606, (Asset No.11342) - Carry Over	\$ 10,000	
		Aftermarket Equipment for Unit Replacing No. 4607, (Asset No.11343) - Carry Over	\$ 7,500	
		Aftermarket Equipment for Unit Replacing No. 4608, (Asset No.11542) - Carry Over	\$ 7,500	

## CAPITAL OUTLAYS

### Fiscal Year 2023-2024 Budget

Account Number	Department / Division	Description	Amount	Total
746-30-3102 3820	Public Services - Security & Emergency Duty	Aftermarket Equipment for Unit Replacing No. 6404 (Asset No. 11770) - Carry Over	\$ 21,327	
746-30-3404 3820	Public Services - Graffiti	Aftermarket Equipment for Units (2) Replacing No.'s 6343 & 6344 (Asset No.'s 11419 & 13193) - Carry Over	\$ 119,350	
746-30-3302 3820	Public Services - Street Maintenance	Aftermarket Equipment for Units (2) Replacing No.'s 3151 & 3152 (Asset No. 14292) - Carry Over	\$ 20,000	
		Aftermarket Equipment for Unit Replacing No. 3153 (Asset No. 14561)	\$ 23,149	
746-30-3302 3880		Replacement Trailer for Patch Roller, Unit No. 31461, (Asset No. 9169) - Carry Over	\$ 7,000	
746-30-3303 3820	Public Services - Traffic	Aftermarket Equipment for Unit Replacing No. 3732 (Asset No. 12633)	\$ 37,033	
		Aftermarket Equipment for Unit Replacing No. 3733 (Asset No. 13991) - Carry Over	\$ 64,644	
746-30-3302 3820	Public Services - Trees	Dump Truck - Replacing unit 3538 (Asset No. 11235)	\$ 90,000	
746-30-3503 3820	Public Services - Greenscape	Aftermarket Equipment for Unit Replacing No. 6224 (Asset No. 13994) - Carry Over	\$ 10,093	

## CAPITAL OUTLAYS

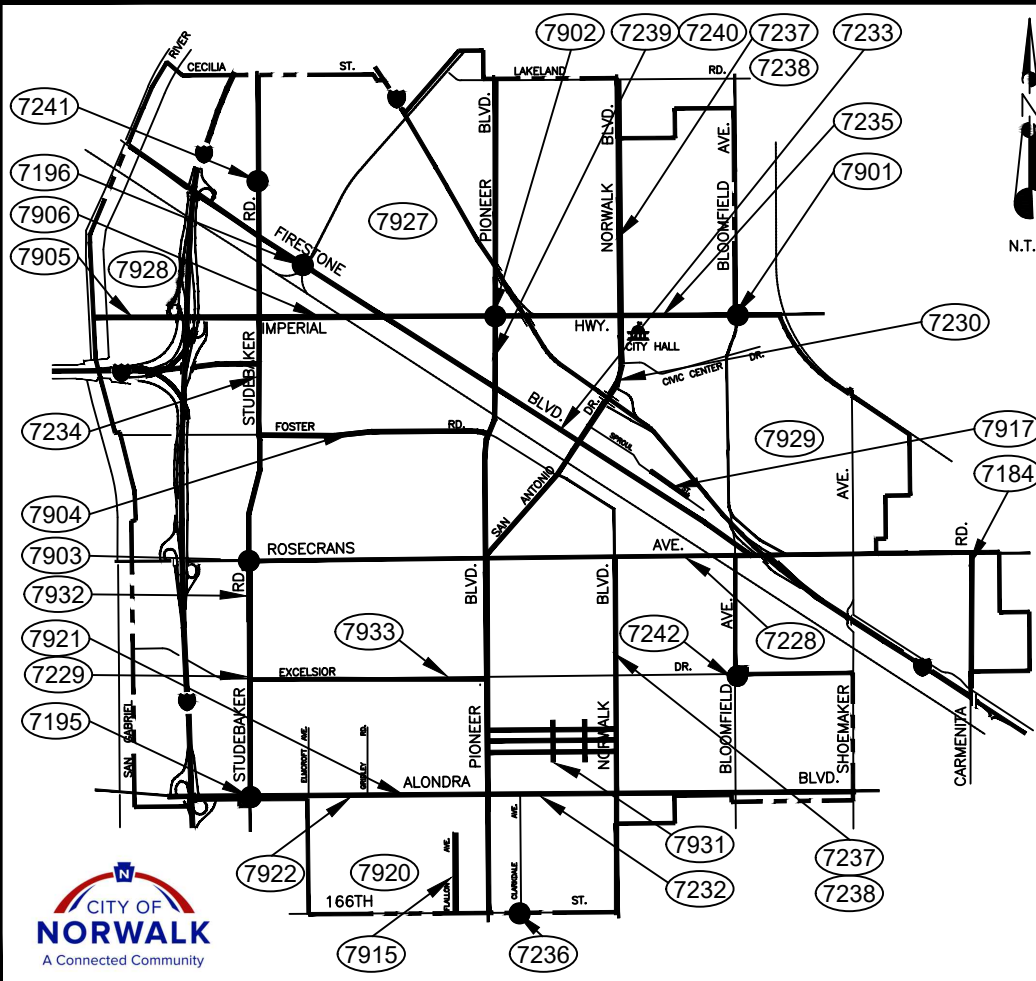
### Fiscal Year 2023-2024 Budget

Account Number	Department / Division	Description	Amount	Total
746-30-3504	3820 Public Services - Park Landscape	Aftermarket Equipment for Unit Replacing No. 6192 (Asset No. 13444) - Carry Over	\$ 10,000	
		Aftermarket Equipment for Unit Replacing No. 6197 (Asset No. 14922)	\$ 10,000	
		Aftermarket Equipment for Unit Replacing No. 6198 (Asset No. 14921)	\$ 10,000	
		Aftermarket Equipment for Unit Replacing No. 6225 (Asset No. 14714)	\$ 10,000	
746-30-3506	3820 Public Services - Park Facilities	Aftermarket Equipment for Unit Replacing No. 3010 (Asset No. 14920)	\$ 10,000	
		Aftermarket Equipment for Unit Replacing No. 6051 (Asset No 13992) - Carry Over	\$ 7,500	
		Aftermarket Equipment for Units Replacing 6193 (Asset No. 3993) - Carry Over	\$ 10,000	
		Aftermarket Equipment for Unit Replacing No. 6195 (Asset No. 14721)	\$ 10,000	
		<b>Total Vehicle Replacement Fund</b>		<b>\$ 572,596</b>
<b>TOTAL - ALL FUNDS</b>				<b>\$ 11,410,678</b>

# CAPITAL PROJECTS



# STREET AND TRAFFIC IMPROVEMENT PROJECTS



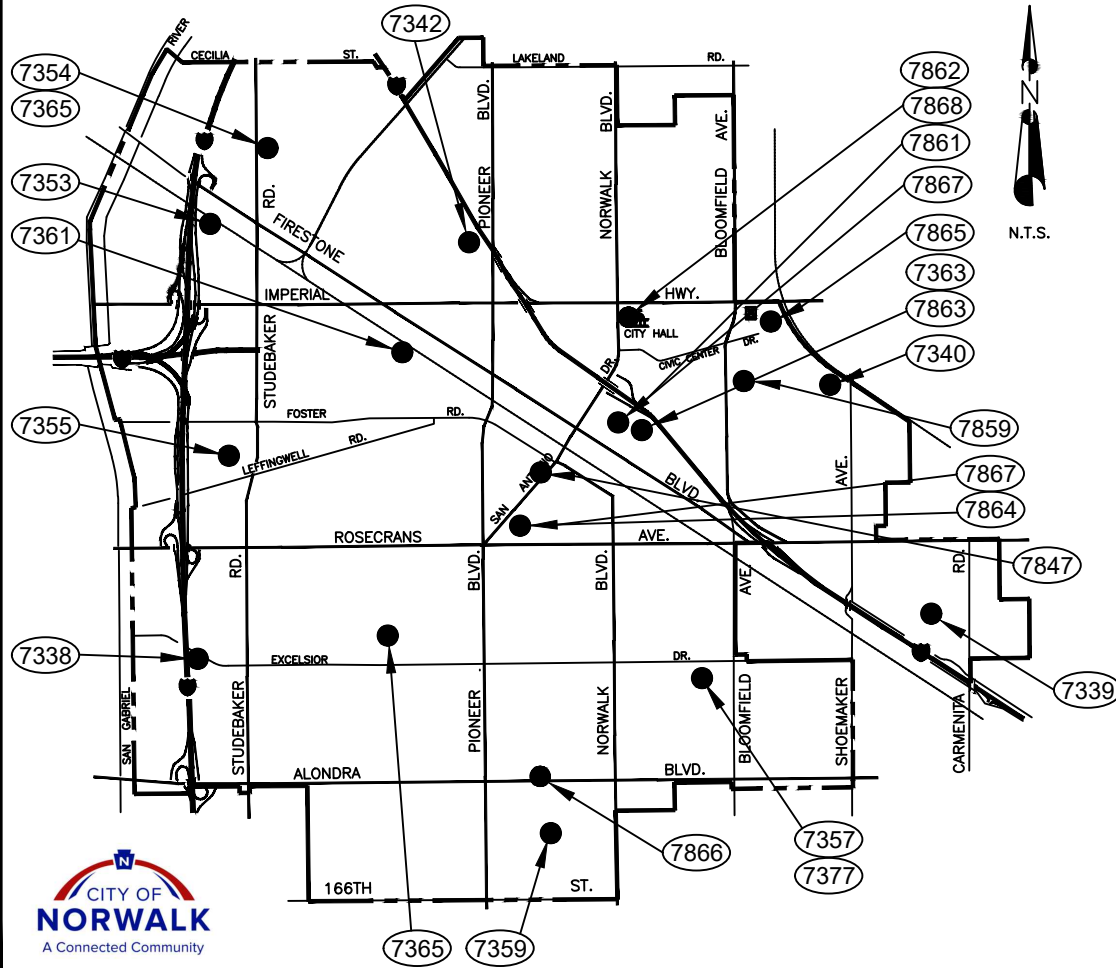
- CARRYOVER STREET AND TRAFFIC IMPROVEMENT PROJECTS**
- 7184 CARMENITA RD FROM ROSECRANS AVE TO THE I-5 (CONSTRUCTION)
  - 7195 I-605 HOTSPOTS - STUDEBAKER RD / ALONDRA BLVD
  - 7196 FIRESTONE BLVD WIDENING FROM HOXIE TO IMPERIAL HWY
  - 7228 TRAFFIC SIGNAL AND CURB RAMP IMPROVEMENT - ROSECRANS AVE. BETWEEN STUDEBAKER RD. AND CARMENITA RD.
  - 7229 TRAFFIC SIGNAL AND CURB RAMP IMPROVEMENT - STUDEBAKER RD. BETWEEN ALONDRA BLVD. AND ROSECRANS AVE.
  - 7230 TRAFFIC SIGNAL AND CURB RAMP IMPROVEMENT - SAN ANTONIO DR./ NORWALK BLVD. BETWEEN ROSECRANS AVE. AND CIVIC CENTER DR.
  - 7232 TRAFFIC SIGNAL IMPROVEMENTS - ALONDRA BLVD (HOME DEPOT DWY TO SHOEMAKER AVE)
  - 7233 INTELLIGENT TRANSPORTATION SYSTEM IMPROVEMENTS - FIRESTONE BLVD (TARGET DWY TO ROSECRANS AVE)
  - 7234 TRAFFIC SIGNAL IMPROVEMENTS - STUDEBAKER BLVD (KENNEY ST TO ROSECRANS AVE)
  - 7235 ITS - IMPERIAL HWY: SAN GABRIEL RIVER TO SHOEMAKER AVE
  - 7236 TRAFFIC SIGNAL - 166TH ST & CLARKDALE AVE
  - 7237 TRAFFIC SIGNAL & CURB RAMP IMPR. - NORWALK BLVD FROM 166TH ST TO ROSECRANS AVE
  - 7238 TRAFFIC SIGNAL & CURB RAMP IMPR. - NORWALK BLVD FROM CIVIC CENTER DR TO LAKELAND RD
  - 7239 TRAFFIC SIGNAL & CURB RAMP IMPR. - PIONEER BLVD FROM 166TH ST TO ROSECRANS AVE
  - 7240 TRAFFIC SIGNAL & CURB RAMP IMPR. - PIONEER BLVD FROM ROSECRANS AVE TO LAKELAND RD
  - 7241 STUDEBAKER AT HALCOURT TRAFFIC STUDY (STUDEBAKER ELEMENTARY SCHOOL)
  - 7242 BLOOMFIELD AND EXCELSIOR SPEED FEEDBACK SIGN
  - \*7856 STREET LIGHT POLE REPAIRS - CITYWIDE
  - 7901 I-605 HOTSPOTS - BLOOMFIELD AVE / IMPERIAL HWY
  - 7902 I-605 HOTSPOTS - PIONEER BLVD / IMPERIAL HWY
  - 7903 I-605 HOTSPOTS - STUDEBAKER RD / ROSECRANS AVE
  - 7904 FOSTER ROAD REHABILITATION STUDEBAKER RD TO PIONEER BLVD
  - 7905 IMPERIAL HWY REHABILITATION - PHASE 1 WEST CITY LIMITS TO STUDEBAKER RD (DESIGN)
  - 7906 IMPERIAL HWY REHABILITATION - PHASE 2 STUDEBAKER RD TO ORR & DAY RD (DESIGN)
  - 7915 PAVEMENT REHABILITATION - FLALLON ST FROM 166TH ST TO NORTH END OF CUL DE SAC
  - 7917 PAVEMENT REHABILITATION - SPOUL ST FROM ESMOND AVE TO BELMART AVE
  - \*7920 PAVEMENT REHABILITATION - VARIOUS STREETS
  - 7921 PAVEMENT REHABILITATION - ALONDRA BLVD FROM GRIDLEY RD TO PIONEER BLVD
  - 7922 ACTIVE TRANSPORTATION PLAN - ALONDRA BLVD. FROM STUDEBAKER RD. TO PIONEER BLVD.
  - 7927 STREET REHABILITATION - ZONE 3
  - 7928 STREET REHABILITATION - ZONE 8
  - 7929 STREET REHABILITATION - ZONE 19
  - 7931 LOCAL STREET REHABILITATION - FY 23-24
  - 7932 STUDEBAKER ROAD SIGNING AND STRIPING IMPROVEMENTS (SOUTH OF ROSECRANS)
  - 7933 EXCELSIOR DR FEASIBILITY OF STRIPING MODIFICATIONS (BETWEEN STUDEBAKER ROAD AND PIONEER BLVD)

\* PROJECT IS NOT LOCATION SPECIFIC OR HAS MULTIPLE LOCATIONS AND IS THEREFORE NOT SHOWN ON THE MAP.

S12-EXHIBITS\CA\PROJ\FY2023\24-CIP.DWG REV. 5/18/2023



# PARK/PUBLIC FACILITIES AND MISCELLANEOUS IMPROVEMENT PROJECTS



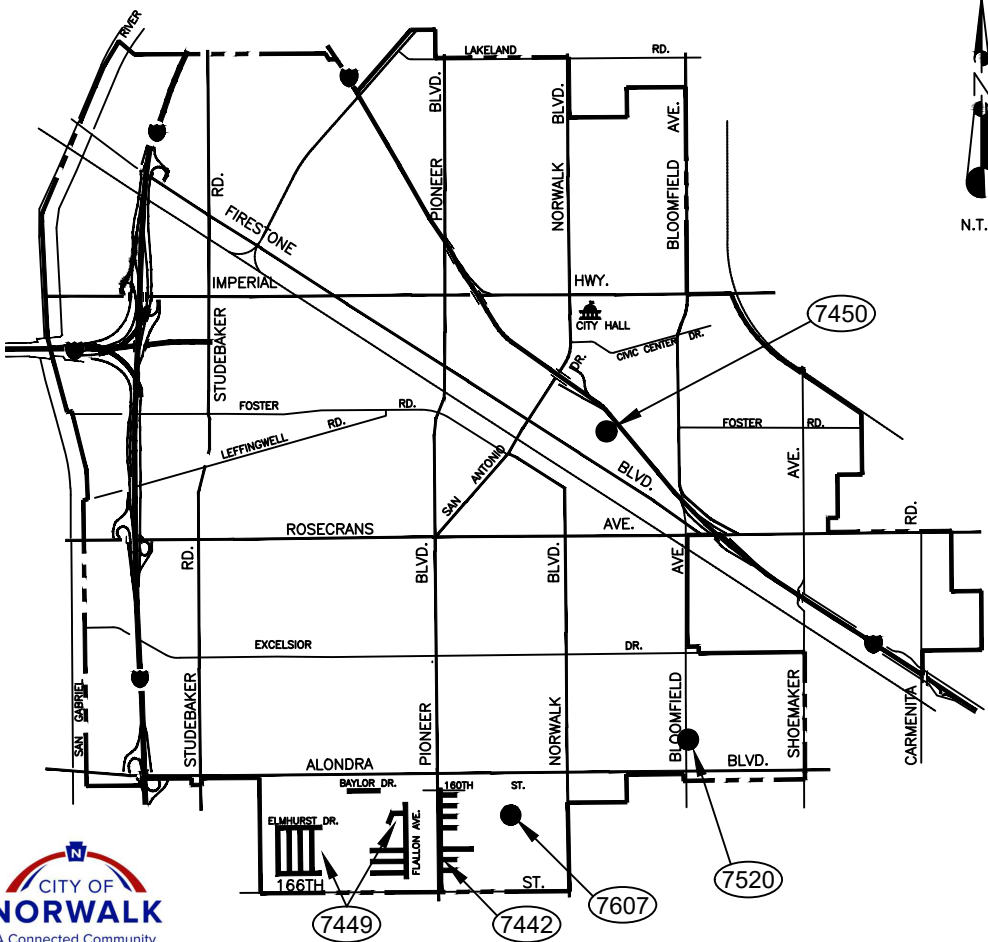
- CARRYOVER PARK FACILITIES/PUBLIC FACILITIES/MISC IMPROVEMENT PROJECTS
- 7338 GLAZIER PARK RENOVATIONS
  - 7339 RAMONA PARK RENOVATIONS
  - 7340 ZIMMERMAN PARK RENOVATIONS
  - 7342 SARA MENDEZ PARK RENOVATIONS
  - 7353 BOB WHITE PARK RENOVATIONS
  - 7354 LAKESIDE PARK RENOVATIONS
  - 7355 NEW RIVER PARK RENOVATIONS
  - 7357 HOLIFIELD PARK (DESIGN)
  - \*7358 BLOCK WALL INSTALLATIONS - VARIOUS PARKS
  - 7359 HERMOSILLO PARK REHABILITATION
  - 7361 VISTA VERDE PARK RENOVATIONS
  - 7363 NORWALK PARK PLAYGROUND
  - 7365 BALLFIELD LIGHTING INSTALLATION - GERDES & LAKESIDE PARKS
  - 7377 HOLIFIELD PARK PLAYGROUND REPLACEMENT
  - \*7796 HVAC REPLACEMENT - VARIOUS LOCATIONS
  - 7847 VETERAN'S AFFORDABLE HOUSING
  - \*7854 SECURITY SURVEILLANCE SYSTEM
  - 7859 NODE 3 CYA PROPERTY
  - 7861 NASC - LOCKER ROOM HVAC
  - 7862 NORWALK ENTERTAINMENT DISTRICT
  - 7863 SPROUL MUSEUM, SKATE PARK, RECEPTION CENTER, AND BARN RENOVATIONS
  - 7864 SENIOR CENTER RENOVATIONS
  - 7865 TRANSIT FACILITY IMPROVEMENTS - PHASE III
- NEW FY 23-24 PARK FACILITIES/PUBLIC FACILITIES/MISC IMPROVEMENT PROJECTS
- 7866 SOCIAL SERVICES BUILDING - EXPANSION FOR NAVIGATION CENTER

\* PROJECT IS NOT LOCATION SPECIFIC OR HAS MULTIPLE LOCATIONS AND IS THEREFORE NOT SHOWN ON THE MAP.

S:\2-EXHIBITS\CAPROJ\FY2023-24-CIP.DWG REV: 5/18/2023



# WATER/SEWER/ENVIRONMENTAL SERVICES IMPROVEMENT PROJECTS



- CARRYOVER WATER/SEWER/ENVIRONMENTAL SERVICES IMPROVEMENT PROJECTS
- \*7441 SCADA - WATER
  - 7442 PIPELINE - PIONEER BLVD BETWEEN 160TH ST TO 166TH ST
  - 7449 WATER MAIN REPLACEMENT - ALONDRA BLVD TO 166TH ST AND FALLON AVE TO ALORA AVE
  - \*7519 SCADA - SEWER
  - 7520 BLOOMFIELD SEWER LIFT STATION UPGRADE
  - \*7522 MANHOLE INSPECTION & REPAIR NORTH WEST PORTION CITY
  - \*7523 SEWER MAIN REPAIR/REPLACEMENT - YEAR 4
  - \*7524 MANHOLE INSPECTION & REPAIR - PHASE III
  - 7607 HERMOSILLO PARK STORM WATER CAPTURE/FILTRATION

- NEW FY 23-24 WATER/SEWER/ENVIRONMENTAL SERVICES IMPROVEMENT PROJECTS
- 7450 WELL NO. 10 GAC TREATMENT AND SYSTEM UPGRADES

\* PROJECT IS NOT LOCATION SPECIFIC OR HAS MULTIPLE LOCATIONS AND IS THEREFORE NOT SHOWN ON THE MAP.

S:\2-EXHIBITS\CAPROJ\FY2023-24-CIP.DWG REV: 5/18/2023

## CARRYOVER CAPITAL PROJECTS

BUDGET UNIT	PROJECT NUMBER	DESCRIPTION / FUNDING SOURCES	FY 2023 ADOPTED FUNDING	FY 2023 ESTIMATED EXPENDITURES	FY 2024 ESTIMATED CARRYOVER	FY 2024 NEW APPROPRIATION	STATUS / COMMENTS
 <b>Street Improvements</b>							
	<b>7184</b>	<b>Carmenita Rd from Rosecrans Ave to the I-5</b>					
227-70-7184	7184-227	Proposition "C"	892,652	-	892,652	300,000	Design to complete by August 2023 and construction planned to start Spring 2024.
<b>Total of Carryover and New Appropriations</b>						<b>1,192,652</b>	
	<b>7195</b>	<b>I-605 Hotspots - Studebaker Rd. /Alondra Blvd.</b>					
428-70-7195	7195-428	MTA Measure "R" (I 605 Mitigation)	377,829	-	377,829	100,000	Design to complete late Spring 2023. Estimate bid late Summer & construction start Winter of 2023.
<b>Total of Carryover and New Appropriations</b>						<b>477,829</b>	
	<b>7196</b>	<b>Firestone Blvd. widening from Hoxie to Imperial Hwy.</b>					
227-70-7196	7196-227	Proposition "C"	181,262	7,478	173,784		Design to complete early Summer 2023. Grant request submittal to follow for construction funding to METRO for approval.
428-70-7196	7196-428	MTA Measure "R" (I 605 Mitigation)	13,795,710	10,531	13,785,179		
<b>Total of Carryover and New Appropriations</b>						<b>13,958,963</b>	
	<b>7901</b>	<b>I-605 Hotspots - Bloomfield Ave. / Imperial Hwy.</b>					
428-70-7901	7901-428	MTA Measure "R" (I 605 Mitigation)	881,574	-	881,574		Project previously on-hold pending HSR project. Right of Way issues under review. Estimate design efforts to complete late Fall 2023 & bid late Winter 2023. Estimate construction start late Spring 2024.
<b>Total of Carryover and New Appropriations</b>						<b>881,574</b>	
	<b>7902</b>	<b>I-605 Hotspots - Pioneer Blvd. /Imperial Hwy.</b>					
428-70-7902	7902-428	MTA Measure "R" (I 605 Mitigation)	1,454,008	-	1,454,008		Right of Way issues under review. Estimate design to complete late Fall 2023 & bid Winter 2023. Estimate construction start in late Spring 2024.
<b>Total of Carryover and New Appropriations</b>						<b>1,454,008</b>	

## CARRYOVER CAPITAL PROJECTS

BUDGET UNIT	PROJECT NUMBER	DESCRIPTION / FUNDING SOURCES	FY 2023 ADOPTED FUNDING	FY 2023 ESTIMATED EXPENDITURES	FY 2024 ESTIMATED CARRYOVER	FY 2024 NEW APPROPRIATION	STATUS / COMMENTS
	<b>7903</b>	<b>I-605 Hotspots - Studebaker Rd. / Rosecrans Ave.</b>					Requires relocation of very large SCE power pole. Estimate design complete late Fall 2023 & bid Winter 2023. Estimate construction start late Spring 2024.
428-70-7903	7903-428	MTA Measure "R" (I 605 Mitigation)	1,550,841	-	1,550,841		
		<b>Total of Carryover and New Appropriations</b>				<b>1,550,841</b>	
	<b>7904</b>	<b>Foster Road Rehabilitation Studebaker Rd. / Pioneer Blvd.</b>					Design revisions under review. Estimate bid construction late Fall 2023. Construct start in Spring of 2024.
227-70-7904	7904-227	Proposition "C"	87,949	10,677	77,272		
430-70-7904	7904-430	Surface Transportation Program (STPL)	1,480,000	-	1,480,000		
		<b>Total of Carryover and New Appropriations</b>				<b>1,557,272</b>	
	<b>7905</b>	<b>Imperial Highway Rehabilitation Phase 1 West City Limits to Studebaker Rd. (Design)</b>					Project to engage after Signal Project 7235 completes, estimated Summer 2024
227-70-7905	7905-227	Proposition "C"	89,584	-	89,584		
		<b>Total of Carryover and New Appropriations</b>				<b>89,584</b>	
	<b>7906</b>	<b>Imperial Highway Rehabilitation - Phase 2 Studebaker Rd. to Orr &amp; Day Rd. (Design)</b>					Project to engage after Signal Project 7235 completes.
204-70-7906	7906-204	Gas Tax Fund	-	-	-	78,487	
426-70-7906	7906-426	Highway User Tax (HUT) Section 2103	78,487	-	78,487	(78,487)	
		<b>Total of Carryover and New Appropriations</b>				<b>78,487</b>	
	<b>7915</b>	<b>Pavement Rehabilitation Flallon St. from 166th St. to north end of cul de sac</b>					Water main requires upgrade first. Construction will follow after Project 7449, estimate Summer 2024.
228-70-7915	7915-228	Measure "R" Local Return	464,915	-	464,915	(464,914)	
204-70-7915	7915-204	Gas Tax Fund	-	-	-	464,914	
		<b>Total of Carryover and New Appropriations</b>				<b>464,915</b>	

## CARRYOVER CAPITAL PROJECTS

BUDGET UNIT	PROJECT NUMBER	DESCRIPTION / FUNDING SOURCES	FY 2023 ADOPTED FUNDING	FY 2023 ESTIMATED EXPENDITURES	FY 2024 ESTIMATED CARRYOVER	FY 2024 NEW APPROPRIATION	STATUS / COMMENTS
	<b>7917</b>	<b>Pavement Rehabilitation - Sproul St. from Esmond Ave. to Belmont Ave.</b>					
229-70-7917	7917-229	Measure "M"	174,782	-	174,782		Project estimated to bid Summer 2023 with construction to start in Fall 2023.
		<b>Total of Carryover and New Appropriations</b>				<b>174,782</b>	
	<b>7920</b>	<b>Pavement Rehabilitation -Various Streets Phase II</b>					
229-70-7920	7920-229	Measure "M" Local Return	705,455	-	705,455		Water main requires upgrade first. Construction will follow after Project 7449, estimate Summer 2024.
404-70-7920	7920-404	RMRA - Road Maint.. Rehabilitation Acct	3,096,497	81,621	3,014,876		
		<b>Total of Carryover and New Appropriations</b>				<b>3,720,331</b>	
	<b>7921</b>	<b>Pavement Rehabilitation - Alondra Blvd. from Gridley Rd. to Pioneer Blvd.</b>					
227-70-7921	7921-227	Proposition "C"	990,000	-	990,000		Project limits being reevaluated from West City Limit to Pioneer for overall benefit to segment. Construction will follow Signal Project 7232, estimated Fall 2024.
425-70-7921	7921-425	TDA Article 3	40,000	-	40,000		
		<b>Total of Carryover and New Appropriations</b>				<b>1,030,000</b>	
	<b>7922</b>	<b>Active Transportation Plan - Alondra Blvd. from Studebaker Rd. to Pioneer Blvd.</b>					
228-70-7922	7922-228	Measure "R" Local Return	23,725	1,400	22,325		Environmental work complete (NOE). Design work to start late Summer 2024. Will coordinate with Project 7921, estimate construction start late Winter 2024.
229-70-7922	7922-229	Measure "M" Local Return	1,925	-	1,925		
428-70-7922	7922-428	MTA Measure "R" (I 605 Mitigation)	1,923	-	1,923		
		<b>Total of Carryover and New Appropriations</b>				<b>26,173</b>	

## CARRYOVER CAPITAL PROJECTS

BUDGET UNIT	PROJECT NUMBER	DESCRIPTION / FUNDING SOURCES	FY 2023 ADOPTED FUNDING	FY 2023 ESTIMATED EXPENDITURES	FY 2024 ESTIMATED CARRYOVER	FY 2024 NEW APPROPRIATION	STATUS / COMMENTS
	<b>7927</b>	<b>Street Rehabilitation - Phase II - Zone 3</b>					Consists of: concrete improvements to curb-gutters, sidewalk, longitudinal gutter replacement, pedestrian ramp upgrades. Street light relocations. Roadway resurface consist of grind-overlay, slurry seal. Design to complete Spring 2023 & construction start estimate late Summer 2023.
441-70-7927	7927-441	Measure "M" Bond Proceeds	5,899,683	617,018	5,282,665	(725,000)	
229-70-7927	7927-229	Measure "M" Local Return	-	-	-	1,000,000	
<b>Total of Carryover and New Appropriations</b>						<b>5,557,665</b>	
	<b>7928</b>	<b>Street Rehabilitation - Phase II - Zone 8</b>					Consists of: concrete improvements to curb-gutters, sidewalk, longitudinal gutter replacement, pedestrian ramp upgrades. Roadway resurface consist of grind-overlay, slurry seal. Roadway design start Spring 2023 & construction start estimate late Summer 2023.
440-70-7928	7928-440	Measure "R" Bond Proceeds	3,628,393	993,782	2,634,611	250,000	
<b>Total of Carryover and New Appropriations</b>						<b>2,884,611</b>	
	<b>7929</b>	<b>Street Rehabilitation - Phase II - Zone 19</b>					Consists of: concrete improvements to curb-gutters, sidewalk, longitudinal gutter replacement, pedestrian ramp upgrades. Roadway resurface consist of grind-overlay, slurry seal. Roadway design start Summer 2023 & construction start estimate late Summer 2024
204-70-7929	7929-204	Gas Tax Fund	-	-	-	1,700,000	
441-70-7929	7929-441	Measure "M" Bond Proceeds	5,504,659	33,190	5,471,469	(1,525,000)	
<b>Total of Carryover and New Appropriations</b>						<b>5,646,469</b>	

## CARRYOVER CAPITAL PROJECTS

BUDGET UNIT	PROJECT NUMBER	DESCRIPTION / FUNDING SOURCES	FY 2023 ADOPTED FUNDING	FY 2023 ESTIMATED EXPENDITURES	FY 2024 ESTIMATED CARRYOVER	FY 2024 NEW APPROPRIATION	STATUS / COMMENTS
	<b>7931</b>	<b>Local Street Rehabilitation - FY23</b>					
207-70-7931	7931-207	CDBG	500,000	873	499,127		
404-70-7931	7931-404	RMRA - Road Maint.. Rehabilitation Acct	590,620	-	590,620		Construction in progress. Project completion Spring 2023.
425-70-7931	7931-425	TDA Article 3	65,000	-	65,000		
		<b>Total of Carryover and New Appropriations</b>				<b>1,154,747</b>	
	<b>7932</b>	<b>Studebaker Rd Signing and Striping Improvements (South of Rosecrans)</b>					
441-70-7932	7932-441	Measure "M" Bond Proceeds	20,000	-	20,000		Project plan start is Fall 2023.
		<b>Total of Carryover and New Appropriations</b>				<b>20,000</b>	
	<b>7933</b>	<b>Excelsior Dr Feasibility of Striping Modifications (Between Studebaker Rd and Pioneer Blvd)</b>					
441-70-7933	7933-441	Measure "M" Bond Proceeds	55,000	-	55,000		Project plan start is Fall 2023.
		<b>Total of Carryover and New Appropriations</b>				<b>55,000</b>	
<b>Traffic Improvements</b>							
	<b>7228</b>	<b>Traffic Signal and Curb Ramp Improvement - Rosecrans Ave. between Studebaker Rd. &amp; Carmenita Rd.</b>					
227-70-7228	7228-227	Proposition "C"	431,047	62,058	368,989		
228-70-7228	7228-228	Measure "R" Local Return	16,596	1,311	15,285		
204-70-7228	7228-204	Gas Tax Fund	-	-	-	<b>524,995</b>	Construction estimated to complete late Summer 2023.
426-70-7228	7228-426	Highway User Tax (HUT) Section 2103	579,550	54,555	524,995	<b>(524,995)</b>	
		<b>Total of Carryover and New Appropriations</b>				<b>909,269</b>	



## CARRYOVER CAPITAL PROJECTS

BUDGET UNIT	PROJECT NUMBER	DESCRIPTION / FUNDING SOURCES	FY 2023 ADOPTED FUNDING	FY 2023 ESTIMATED EXPENDITURES	FY 2024 ESTIMATED CARRYOVER	FY 2024 NEW APPROPRIATION	STATUS / COMMENTS
	<b>7229</b>	<b>Traffic Signal and Curb Ramp Improvement - Studebaker Rd. between Alondra Blvd. &amp; Rosecrans Ave.</b>					
227-70-7229	7229-227	Proposition "C"	258,619	638	257,981	<b>200,000</b>	
228-70-7229	7229-228	Measure "R" Local Return	5,190	379	4,811		Construction estimated to complete late Summer 2023.
409-70-7229	7229-409	HSIP Grant	197,409	2,303	195,106		
<b>Total of Carryover and New Appropriations</b>						<b>657,898</b>	
	<b>7230</b>	<b>Traffic Signal and Curb Ramp Improvement - San Antonio Dr. /Norwalk Blvd. between Rosecrans Ave. &amp; Civic Center Dr.</b>					
227-70-7230	7230-227	Proposition "C"	817,162	80,898	736,264		Construction estimated to complete late Summer 2023.
228-70-7230	7230-228	Measure "R" Local Return	322,116	26,413	295,703		
409-70-7230	7230-409	HSIP Grant	199,119	186,694	12,425		
<b>Total of Carryover and New Appropriations</b>						<b>1,044,392</b>	
	<b>7232</b>	<b>Traffic Signal &amp; Curb Ramp Improvement - Alondra Blvd./Piuma Ave./Shoemaker Ave.</b>					
228-70-7232	7232-228	Measure "R" Local Return	217,702	2,555	215,147		Construction start late Spring 2023.
229-70-7232	7232-229	Measure "M" Local Return	968,258	-	968,258		
409-70-7232	7232-409	HSIP Grant	960,903	12,231	948,672		
<b>Total of Carryover and New Appropriations</b>						<b>2,132,077</b>	
	<b>7233</b>	<b>Traffic Signal &amp; Curb Ramp Improvement - Firestone Blvd./ West City limit &amp; Rosecrans Ave.</b>					
228-70-7233	7233-228	Measure "R" Local Return	425,904	2,886	423,018	<b>(423,018)</b>	Construction start late Spring 2023.
204-70-7233	7233-204	Gas Tax Fund	-	-	-	<b>423,018</b>	
409-70-7233	7233-409	HSIP Grant	1,358,879	29,714	1,329,165		
<b>Total of Carryover and New Appropriations</b>						<b>1,752,183</b>	


## CARRYOVER CAPITAL PROJECTS

BUDGET UNIT	PROJECT NUMBER	DESCRIPTION / FUNDING SOURCES	FY 2023 ADOPTED FUNDING	FY 2023 ESTIMATED EXPENDITURES	FY 2024 ESTIMATED CARRYOVER	FY 2024 NEW APPROPRIATION	STATUS / COMMENTS
	<b>7234</b>	<b>Traffic Signal &amp; Curb Ramp Improvement - Studebaker Blvd./Rosecrans Ave. &amp; Cecilia St.</b>					
228-70-7234	7234-228	Measure "R" Local Return	84,515	3,311	81,204		
229-70-7234	7234-229	Measure "M" Local Return	1,185,671	-	1,185,671		Construction start late Spring 2023.
409-70-7234	7234-409	HSIP Grant	952,424	18,031	934,393		
		<b>Total of Carryover and New Appropriations</b>				<b>2,201,268</b>	
	<b>7235</b>	<b>ITS - Imperial Hwy.: San Gabriel River to Shoemaker Ave.</b>					
227-70-7235	7235-227	Proposition "C"	73,626	45,475	28,151		Additional design items being addressed. Estimate complete design late Spring/early Summer 2023. Bid late Summer 2023.
423-70-7235	7235-423	MTA - Measure "R"	2,976,631	-	2,976,631		Construction to start Winter 2023.
		<b>Total of Carryover and New Appropriations</b>				<b>3,004,782</b>	
	<b>7236</b>	<b>Traffic Signal - 166th St. &amp; Clarkdale Ave.</b>					
228-70-7236	7236-228	Measure "R" Local Return	316,979	212	316,767		Design under review. Estimate construction/pavement striping to start late Fall 2023. Coordinating with City of Artesia along common boundary.
229-70-7236	7236-229	Measure "M" Local Return	200,000	-	200,000		
		<b>Total of Carryover and New Appropriations</b>				<b>516,767</b>	
	<b>7237</b>	<b>Traffic Signal &amp; Ramp Impr.. - Norwalk Blvd. ( Phase 1 - Design )</b>					
228-70-7237	7237-228	Measure "R" Local Return	257,019	13,878	243,141		Coordinating Caltrans construction authorization, estimated to obtain by late summer 2023. Construction estimated to start late Fall 2023.
409-70-7237	7237-409	HSIP Grant	367,105	-	367,105		
		<b>Total of Carryover and New Appropriations</b>				<b>610,246</b>	

## CARRYOVER CAPITAL PROJECTS

BUDGET UNIT	PROJECT NUMBER	DESCRIPTION / FUNDING SOURCES	FY 2023 ADOPTED FUNDING	FY 2023 ESTIMATED EXPENDITURES	FY 2024 ESTIMATED CARRYOVER	FY 2024 NEW APPROPRIATION	STATUS / COMMENTS
	<b>7238</b>	<b>Traffic Signal &amp; Ramp Impr.. - Norwalk Blvd. ( Phase 2 - Design )</b>					
228-70-7238	7238-228	Measure "R" Local Return	139,790	14,728	125,062		Coordinating Caltrans construction authorization, estimated to obtain by late summer 2023. Construction estimated to start late Fall 2023.
409-70-7238	7238-409	HSIP Grant	75,400	-	75,400		
<b>Total of Carryover and New Appropriations</b>						<b>200,462</b>	
	<b>7239</b>	<b>Traffic Signal &amp; Ramp Impr. - Pioneer Blvd. ( Phase I - Design )</b>					
228-70-7239	7239-228	Measure "R" Local Return	254,408	57,330	197,078		Coordinating Caltrans construction authorization, estimated to obtain by late summer 2023. Construction estimated to start late Fall 2023.
409-70-7239	7239-409	HSIP Grant	277,294	-	277,294		
<b>Total of Carryover and New Appropriations</b>						<b>474,372</b>	
	<b>7240</b>	<b>Traffic Signal &amp; Ramp Impr. - Pioneer Blvd. ( Phase 2- Design )</b>					
228-70-7240	7240-228	Measure "R" Local Return	229,788	29,248	200,540		Coordinating Caltrans construction authorization, estimated to obtain by late summer 2023. Construction estimated to start late Fall 2023.
409-70-7240	7240-409	HSIP Grant	71,664	-	71,664		
<b>Total of Carryover and New Appropriations</b>						<b>272,204</b>	
	<b>7241</b>	<b>Signal Installation on Studebaker at Halcourt</b>					
227-70-7241	7241-227	Proposition "C"	575,000	-	575,000		Initial traffic review completed. Design under review, estimated to complete Design by early Fall 2023. Construction estimated to start late Winter 2023.
229-70-7241	7241-229	Measure "M" Local Return	25,370	975	24,395		
<b>Total of Carryover and New Appropriations</b>						<b>599,395</b>	
	<b>7242</b>	<b>Speed Radar Feedback</b>					
229-70-7242	7241-229	Measure "M" Local Return	65,000	-	65,000		Design complete. Project completion planned for late Fall 2023.
<b>Total of Carryover and New Appropriations</b>						<b>65,000</b>	

## CARRYOVER CAPITAL PROJECTS

BUDGET UNIT	PROJECT NUMBER	DESCRIPTION / FUNDING SOURCES	FY 2023 ADOPTED FUNDING	FY 2023 ESTIMATED EXPENDITURES	FY 2024 ESTIMATED CARRYOVER	FY 2024 NEW APPROPRIATION	STATUS / COMMENTS
 <b>Park Facilities</b>							
	<b>7338</b>	<b>Glazier Park</b>					
743-70-7338	7338-743	Park Renovation Fund	95,000	19,719	75,281		Pour N Play playground surface to be completed by June 2023.
		<b>Total of Carryover and New Appropriations</b>				<b>75,281</b>	
	<b>7339</b>	<b>Ramona Park</b>					
743-70-7339	7339-743	Park Renovation Fund	455,000	-	455,000		Pour N Play playground surface to be completed by June 2023. Installation of pergola at building and lighting to ballfield in design.
		<b>Total of Carryover and New Appropriations</b>				<b>455,000</b>	
	<b>7340</b>	<b>Zimmerman Park</b>					
743-70-7340	7340-743	Park Renovation Fund	415,000	-	415,000		Ballfield lighting to be upgraded to LED fixtures in Fall 2023. Snack bar upgrade/remodel in design.
		<b>Total of Carryover and New Appropriations</b>				<b>415,000</b>	
	<b>7342</b>	<b>Sara Mendez Park Improvements</b>					
743-70-7342	7342-743	Park Renovation Fund	97,436	-	97,436		Patio area expansion and fencing work began March 2023. Patio amenities to be completed by June 2023.
		<b>Total of Carryover and New Appropriations</b>				<b>97,436</b>	
	<b>7353</b>	<b>Bob White Park</b>					
743-70-7353	7353-743	Park Renovation Fund	610,000	-	610,000		LED lighting for campsite/park, and lighting to parking lot in design with So Cal Edison. Playground replacement scheduled for Fall 2023. ADA improvements to be completed during installation of
437-70-7353	7353-437	State Grant - Prop 68	243,000	-	243,000		Installation of restroom building to be completed by Fall 2023. Dog park installation by end of Summer 2023.
		<b>Total of Carryover and New Appropriations</b>				<b>853,000</b>	


## CARRYOVER CAPITAL PROJECTS

BUDGET UNIT	PROJECT NUMBER	DESCRIPTION / FUNDING SOURCES	FY 2023 ADOPTED FUNDING	FY 2023 ESTIMATED EXPENDITURES	FY 2024 ESTIMATED CARRYOVER	FY 2024 NEW APPROPRIATION	STATUS / COMMENTS
	<b>7354</b>	<b>Lakeside Park</b>					
743-70-7354	7354-743	Park Renovation Fund	825,000	-	825,000	<b>825,000</b>	Pour N Play playground surface to be installed by June 2023. Lighting for ballfields in design.
		<b>Total of Carryover and New Appropriations</b>				<b>825,000</b>	
	<b>7355</b>	<b>New River Park</b>					
743-70-7355	7355-743	Park Renovation Fund	390,000	-	390,000	<b>390,000</b>	Playground replacement scheduled for Fall 2023. Pergola to be installed Summer 2023.
		<b>Total of Carryover and New Appropriations</b>				<b>390,000</b>	
	<b>7357</b>	<b>Holifield Park (Design)</b>					
435-70-7357	7357-435	2005 RDA Bond Proceeds	1,207,361	21,239	1,186,122	<b>1,186,122</b>	Master plan and design of park improvements to incorporate 15 acres transferred to City from the Air Force.
		<b>Total of Carryover and New Appropriations</b>				<b>1,186,122</b>	
	<b>7358</b>	<b>Block Wall Installations - Various Parks</b>					
743-70-7358	7358-743	Park Renovation Fund	415,000	-	415,000	<b>415,000</b>	Block walls to be bid May 2023 for installation to begin Summer 2023.
		<b>Total of Carryover and New Appropriations</b>				<b>415,000</b>	
	<b>7359</b>	<b>Hermosillo Park Rehabilitation</b>					
743-70-7359	7359-743	Park Renovation Fund	75,000	-	75,000		Prop 68 grant to include construction of new community building, parking lot, amenities and perimeter lighting for soccer fields. Design work to begin Summer 2023.
437-70-7359	7359-437	State Grant - Prop 68	8,500,000	-	8,500,000		
438-70-7359	7359-438	State Measure A	2,200,000	-	2,200,000	<b>10,775,000</b>	
		<b>Total of Carryover and New Appropriations</b>				<b>10,775,000</b>	

## CARRYOVER CAPITAL PROJECTS

BUDGET UNIT	PROJECT NUMBER	DESCRIPTION / FUNDING SOURCES	FY 2023 ADOPTED FUNDING	FY 2023 ESTIMATED EXPENDITURES	FY 2024 ESTIMATED CARRYOVER	FY 2024 NEW APPROPRIATION	STATUS / COMMENTS
	<b>7361</b>	<b>Vista Verde Park</b>					
743-70-7361	7361-743	Park Renovation Fund	371,666	1,054	370,612		Playground replacement scheduled for Fall 2023.
			<b>Total of Carryover and New Appropriations</b>			<b>370,612</b>	
	<b>7363</b>	<b>Norwalk Park</b>					
743-70-7363	7363-743	Park Renovation Fund	715,000	-	715,000		Playground replacement scheduled for Fall 2023. Remodel of restroom near Teen Center in design.
			<b>Total of Carryover and New Appropriations</b>			<b>715,000</b>	
	<b>7365</b>	<b>Gerdes Park</b>					
743-70-7365	7365-743	Park Renovation Fund	477,000	-	477,000		Ballfield lighting installation bidding for construction Summer 2023. Playground surfacing replacement to be completed by June 2023. Snack bar remodel and splash pad conversion in design.
			<b>Total of Carryover and New Appropriations</b>			<b>477,000</b>	
	<b>7377</b>	<b>Holifield Park</b>					
743-70-7377	7377-743	Park Renovation Fund	1,755,167	-	1,755,167		Playground installation Fall 2023, parking lot refurbishment completed April 2023. Replacement of snack bar roof and installation of concrete skate park in design.
			<b>Total of Carryover and New Appropriations</b>			<b>1,755,167</b>	



## CARRYOVER CAPITAL PROJECTS

BUDGET UNIT	PROJECT NUMBER	DESCRIPTION / FUNDING SOURCES	FY 2023 ADOPTED FUNDING	FY 2023 ESTIMATED EXPENDITURES	FY 2024 ESTIMATED CARRYOVER	FY 2024 NEW APPROPRIATION	STATUS / COMMENTS
 Water							
	<b>7441</b>	<b>SCADA - Water</b>					Engineering design and installation of Supervisory Control And Data Acquisition (SCADA) for water system based on needs Assessment. Design progress at 90%. Combined Project 7519 (Sewer) SCADA.
702-70-7441	7441-702	Water Fund	444,063	-	444,063	<b>444,063</b>	
			<b>Total of Carryover and New Appropriations</b>			<b>444,063</b>	
	<b>7442</b>	<b>Pipeline - Pioneer Blvd between 160th St to 166th St</b>					Project design required revisions & completed. Awarded contract to contractor. Construction to start Spring 2023.
702-70-7442	7442-702	Water Fund	3,481,358	4,062	3,477,296	<b>3,477,296</b>	
			<b>Total of Carryover and New Appropriations</b>			<b>3,477,296</b>	
	<b>7449</b>	<b>Water Main Replacement - Annual</b>					Construct new distribution water mains per Water Master Plan. Design 45% complete.
702-70-7449	7449-702	Water Fund	997,605	534	997,071	<b>997,071</b>	
			<b>Total of Carryover and New Appropriations</b>			<b>997,071</b>	
	<b>7451</b>	<b>Well No. 10 GAC Treatment and System Upgrades</b>					Project design for new granular activated carbon filtration treatment facilities and well site upgrades for Well No. 10 to begin Summer 2023.
702-70-7451	7451-702	Water Fund	500,000	-	500,000	300,000	
706-70-7451	7451-706	Water Fund - Grant	-	-	-	2,000,000	
			<b>Total of Carryover and New Appropriations</b>			<b>2,800,000</b>	

## CARRYOVER CAPITAL PROJECTS

BUDGET UNIT	PROJECT NUMBER	DESCRIPTION / FUNDING SOURCES	FY 2023 ADOPTED FUNDING	FY 2023 ESTIMATED EXPENDITURES	FY 2024 ESTIMATED CARRYOVER	FY 2024 NEW APPROPRIATION	STATUS / COMMENTS
 Sewer							
	<b>7519</b>	<b>SCADA - Sewer</b>					
704-70-7519	7519-704	Sewer Fund	246,575	-	246,575		Engineering design and installation of Supervisory Control And Data Acquisition (SCADA) for sewer system based on needs Assessment. Design progress 90% complete. Combined with Project 7441 (Water) SCADA.
		<b>Total of Carryover and New Appropriations</b>				<b>246,575</b>	
	<b>7520</b>	<b>Bloomfield and Harvard Sewer Lift Stations Upgrades</b>					
704-70-7520	7520-704	Sewer Fund	269,106	1,328	267,778		Design complete for upgrades to Bloomfield and Harvard Sewer Lift Stations. Prepping construction documents for bid late Spring/early Summer 2023.
		<b>Total of Carryover and New Appropriations</b>				<b>400,778</b>	
	<b>7522</b>	<b>Manhole Inspection &amp; Repair North West Portion City</b>					
704-70-7522	7522-704	Sewer Fund	85,777	-	85,777		Manhole evaluation and CCTV completed. Condition report in progress with condition report due Summer 2023.
		<b>Total of Carryover and New Appropriations</b>				<b>85,777</b>	
	<b>7523</b>	<b>Sewer Main Repair/Replacement - Year 4</b>					
704-70-7523	7523-704	Sewer Fund	712,387	-	712,387		Design and rehabilitation of sewer mains, appurtenances, year 4 of 50. Solicit for design services in Spring/Summer 2024.
		<b>Total of Carryover and New Appropriations</b>				<b>712,387</b>	
	<b>7524</b>	<b>Manhole Inspection &amp; Repair - Phase III</b>					
704-70-7524	7524-704	Sewer Fund	500,000	-	500,000		Identify locations of 350-400 sewer manholes to be evaluated an rehabilitated. RFP for manhole inspection services estimated for Summer 2023.
		<b>Total of Carryover and New Appropriations</b>				<b>500,000</b>	

## CARRYOVER CAPITAL PROJECTS

BUDGET UNIT	PROJECT NUMBER	DESCRIPTION / FUNDING SOURCES	FY 2023 ADOPTED FUNDING	FY 2023 ESTIMATED EXPENDITURES	FY 2024 ESTIMATED CARRYOVER	FY 2024 NEW APPROPRIATION	STATUS / COMMENTS
 <b>Environmental Services</b>							
	<b>7607</b>	<b>Hermosillo Park Storm Water Capture/Filtration</b>					Design RFP to be released Spring 2023.
460-70-7607	7607-460	Measure "W" - Grant	2,500,000	-	2,500,000		
<b>Total of Carryover and New Appropriations</b>						<b>2,500,000</b>	
 <b>Public Facilities Improvements</b>							
	<b>7796</b>	<b>HVAC Replacement - Various Locations</b>					Replacement of HVAC units citywide per priority or due to unit failures. Energy Management System under review for City Hall location to automate HVAC and
747-70-7796	7796-747	Facilities Renovation Fund	151,029	18,300	132,729		
<b>Total of Carryover and New Appropriations</b>						<b>132,729</b>	
	<b>7854</b>	<b>Security Surveillance System</b>					Installation of Wi-Fi and cameras for city parks. Project began April 2022. Estimated to be completed by end of December 2023.
219-70-7854	7854-219	A.R.P.A ( 1.7C2219 )	1,961,825	953,034	1,008,791		
410-70-7854	7854-410	Omnibus Funding	1,720,000	-	1,720,000		
<b>Total of Carryover and New Appropriations</b>						<b>2,728,791</b>	

## CARRYOVER CAPITAL PROJECTS

BUDGET UNIT	PROJECT NUMBER	DESCRIPTION / FUNDING SOURCES	FY 2023 ADOPTED FUNDING	FY 2023 ESTIMATED EXPENDITURES	FY 2024 ESTIMATED CARRYOVER	FY 2024 NEW APPROPRIATION	STATUS / COMMENTS
-------------	----------------	-------------------------------	-------------------------	--------------------------------	-----------------------------	---------------------------	-------------------



### Miscellaneous Improvements

	<b>7847</b>	<b>Veteran's Affordable Housing</b>					
436-70-7847	7847-436	Housing Bond Proceeds	3,731,400	431,513	3,299,887	<b>3,299,887</b>	Construction ongoing for project and City continues to work with Mercy Housing.
			<b>Total of Carryover and New Appropriations</b>				
	<b>7856</b>	<b>Street Light Pole Repairs</b>					
431-70-7856	7856-431	Street Light Project Loan Proceeds Fund	458,400	151,188	307,212	<b>307,212</b>	Project to replace worn out street light poles.
			<b>Total of Carryover and New Appropriations</b>				
	<b>7859</b>	<b>NODE 3 CYA Property</b>					
436-70-7859	7859-436	Housing Bond Proceeds	1,728,104	268,512	1,459,592	<b>1,459,592</b>	Continue to work on project for NODE 3 CYA Property
			<b>Total of Carryover and New Appropriations</b>				
	<b>7861</b>	<b>NASC - Locker room HVAC</b>					
219-70-7861	7861-219	A.R.P.A. ( 1.45219 )	15,000	12,875	2,125	<b>185,000</b>	Locker Room HVAC / Ventilation System ARPA Project 1.75219. Design completed April 2023. Construction to take place Summer/Fall 2023.
			<b>Total of Carryover and New Appropriations</b>			<b>187,125</b>	

## CARRYOVER CAPITAL PROJECTS


BUDGET UNIT	PROJECT NUMBER	DESCRIPTION / FUNDING SOURCES	FY 2023 ADOPTED FUNDING	FY 2023 ESTIMATED EXPENDITURES	FY 2024 ESTIMATED CARRYOVER	FY 2024 NEW APPROPRIATION	STATUS / COMMENTS	
	<b>7862</b>	<b>Norwalk Entertainment District</b>						
436-70-7862	7862-436	Housing Bond Proceeds	48,536	25,789	22,747		Construction scheduled to begin Winter 2023.	
		<b>Total of Carryover and New Appropriations</b>				<b>22,747</b>		
	<b>7863</b>	<b>Sproul Museum/Skate Park area/Sproul Reception Center (Barn)</b>						
747-70-7863	7863-747	Facilities Renovation Fund	1,800,000	-	1,800,000		Sproul Museum - Maintain public museum and rehabilitate, Expand Facilities for Large Rental Venue	
		<b>Total of Carryover and New Appropriations</b>				<b>1,800,000</b>		
	<b>7864</b>	<b>Senior Center Paint and Roof</b>						
747-70-7864	7864-747	Facilities Renovation Fund	90,000	-	90,000	185,000	Exterior Painting of Senior Center to be completed June 2023. New appropriation for reroof of building.	
		<b>Total of Carryover and New Appropriations</b>				<b>275,000</b>		
	<b>7865</b>	<b>Transit Facility Improvements - Phase III</b>						
712-70-7865	7865-712	FTA Grant	-	-	-	1,910,156	Architectural Design, Engineering, and Final Construction Drawings for the Facility Tenant Improvements (i.e. construction, renovation and remodeling of the existing Transportation/Public Services Facility located at 12650 E. Imperial Hwy., Norwalk, CA)	
713-70-7865	7865-713	Transit Reserves	2,227,868	(1)	2,227,869			
210-70-7865	7865-210	Prop A	-	-	-	499,076		
		<b>Total of Carryover and New Appropriations</b>				<b>4,637,101</b>		
<b>CARRYOVER APPROPRIATIONS - SUBTOTAL</b>			<b>100,034,274</b>	<b>4,311,539</b>		<b>95,722,734</b>		
<b>NEW APPROPRIATIONS TO CARRY OVER CAPITAL PROJECTS - SUBTOTAL</b>						<b>6,512,232</b>		
<b>Number of carryover projects</b>	<b>68</b>	<b>TOTAL APPROPRIATIONS - CARRYOVER CAPITAL PROJECTS</b>				<b>\$</b>	<b>102,234,966</b>	

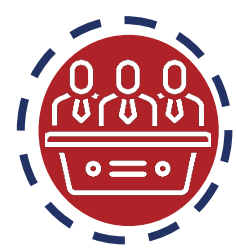
## NEW CAPITAL PROJECTS

BUDGET UNIT	PROJECT NUMBER	DESCRIPTION / FUNDING SOURCES	FY 2024 NEW APPROPRIATION	TOTAL NEW APPROPRIATION	STATUS / COMMENTS
<b>Water</b>					
	<b>7450</b>	<b>S219PPA - CEQA NEPA</b>			
702-70-7450	<b>7450-702</b>	Water Fund	85,000		City match for Army Corps of Engineers Partnership Agreement project for CEQA NEPA
			<b>Total New Appropriations</b>	<b>85,000</b>	
<b>Public Facilities Improvements</b>					
	<b>7866</b>	<b>Social Services Building - Expansion for Navigation Center</b>			
747-70-7866	<b>7866-747</b>	Facilities Renovation Fund	2,500,000		Expansion of Social Services facilities to provide additional supportive services.
			<b>Total New Appropriations</b>	<b>2,500,000</b>	
	<b>7867</b>	<b>Senior Center and NASC Emergency Generator</b>			
747-70-7867	<b>7867-747</b>	Facilities Renovation Fund	325,000		(2) new Emergency Generators for Senior Center and NASC.
221-70-7867	<b>7867-221</b>	FEMA Grant	978,000		
			<b>Total New Appropriations</b>	<b>1,303,000</b>	
	<b>7868</b>	<b>Emergency Operations Center Basement Restrooms</b>			
219-70-7868	<b>7868-219</b>	A.R.P.A ( 1.7C7219 )	200,000		Upgrades to the restroom facilities of the EOC.
			<b>Total New Appropriations</b>	<b>200,000</b>	
<b>No. of New Projects: 4 NEW CAPITAL PROJECTS - SUBTOTAL</b>			<b>\$ 4,088,000</b>	<b>\$ 4,088,000</b>	
<b>Total Projects: 72 TOTAL CAPITAL PROJECTS</b>				<b>\$ 106,322,966</b>	



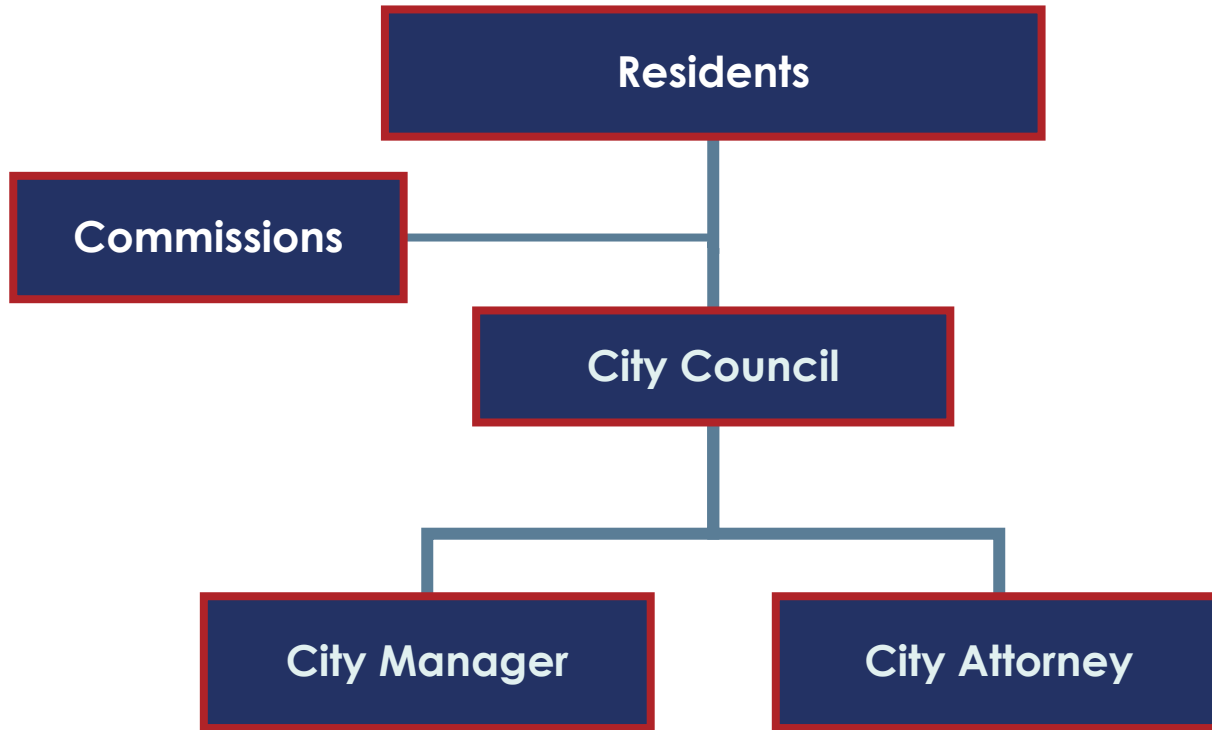
# MAYOR & COUNCIL





# Mayor & Council

---



# CITY OF NORWALK

## ALL FUNDS - FULL TIME POSITIONS AND PART TIME HOURS

Position Title	Budget FY 22-23		Budget FY 23-24		Variance FY'24 vs FY'23	
	Full Time Positions	Part Time Hours	Full Time Positions	Part Time Hours	Full Time Positions	Part Time Hours
Mayor & Council						
Executive Assistant	1	-	1	-	-	-
Total Mayor & Council	1	-	1	-	-	-

# MAYOR & COUNCIL

(1101)



## **Description of Activities**

The City Council is a five-member board elected to represent the residents of Norwalk. The City Council meets on the first and third Tuesday of each month and conducts special meetings as needed. At these public meetings, the City Council makes policy determinations; provides Strategic Action Plan direction; approves agreements and contracts; adopts ordinances (local laws) and regulations; and authorizes all expenditures of City funds. In addition, the City Council reviews and adopts an annual City Budget. The City Council also develops and maintains significant intergovernmental relations with other local, state, and federal agencies in order to ensure the economic vitality of Norwalk.

The City Council also serves as the Board of Directors of the Successor Agency to the Norwalk Redevelopment Agency and as Commissioners for the Norwalk Housing Authority.



# MAYOR & COUNCIL

## ACTIVITY DETAIL

Account Number	Description	FY 23-24 COST
2108	<b>Conferences/Out of State:</b> City Council expenses related to conferences, seminars, and meetings held outside of California	\$ 10,000
2110	<b>Conferences &amp; Meetings:</b> City Council expenses related to conferences, seminars, and meetings held within California	22,000
2111	<b>Memberships:</b> City Council memberships	800
2230	<b>Programs &amp; Activities:</b> Meet the Mayor Event	3,000

# MAYOR & COUNCIL

BUDGET UNIT	ACCT	DESCRIPTION	FY 21-22 ACTUAL	FY 22-23 BUDGET	FY 22-23 Actuals Thru 2/21/23	ESTIMATED ACTUAL FY 22-23	FY 23-24 BUDGET	BUDGET VARIANCE FY24 vs. FY23	%
101-10-1101	1020	REG SALARIES & WAGES	115,121	138,749	70,474	111,388	141,190	2,441	2%
101-10-1101	1040	OVERTIME SALARY & WAGES	212	-	-	-	-	-	-
101-10-1101	1052	AUTO ALLOWANCE	30,000	30,000	17,500	30,000	30,000	-	0%
101-10-1101	1060	PAID SICK LEAVE	2,719	2,900	2,828	2,828	3,000	100	3%
101-10-1101	1065	ACCRUED PAID VACATION	3,767	-	-	-	-	-	-
101-10-1101	1076	DEFERRED COMP-COUNCIL	53,184	53,800	28,693	45,350	58,500	4,700	9%
101-10-1101	1078	MANAGEMENT BENEFIT 401A	1,146	1,142	683	1,079	1,142	-	0%
101-10-1101	1080	MEDICARE	2,586	2,856	1,533	2,764	2,960	105	4%
101-10-1101	1081	MGMT BENEFIT/MEDICAL	27,515	27,387	15,462	24,438	27,387	-	0%
101-10-1101	1083	PERS - EMPLOYER PORTION	34,734	39,748	20,870	32,987	41,770	2,022	5%
101-10-1101	1085	LIFE INSURANCE	771	962	463	793	326	(636)	-66%
101-10-1101	1088	L-T DISABILITY INSURANCE	469	825	289	495	850	25	3%
101-10-1101	1090	MEDICAL INS - FT EMPLOYEES	6,801	8,983	3,845	1,092	9,418	435	5%
101-10-1101	1090M	MEDICAL INS - MANAGEMENT	8,542	8,612	4,858	13,828	10,158	1,545	18%
101-10-1101	1091	DENTAL INS - FT EMPLOYEES	5,547	7,870	3,171	5,436	6,596	(1,274)	-16%
101-10-1101	1092	VISION INS - FT EMPLOYEES	1,566	1,913	914	1,566	1,968	55	3%
101-10-1101	1095	MEDICAL INS - RETIREES	54,045	60,700	28,075	56,200	57,600	(3,100)	-5%
101-10-1101	1097	WORKER'S COMPENSATION	1,248	1,284	776	1,164	1,200	(84)	-7%
<b>PERSONNEL EXPENDITURES:</b>			<b>349,974</b>	<b>387,731</b>	<b>200,432</b>	<b>331,409</b>	<b>394,065</b>	<b>6,334</b>	<b>2%</b>

# MAYOR & COUNCIL

BUDGET UNIT	ACCT	DESCRIPTION	FY 21-22 ACTUAL	FY 22-23 BUDGET	FY 22-23 Actuals Thru 2/21/23	ESTIMATED ACTUAL FY 22-23	FY 23-24 BUDGET	BUDGET VARIANCE FY24 vs. FY23	%
101-10-1101	2108	CONFERENCE/OUT OF STATE	10,213	10,000	-	10,000	10,000	-	0%
101-10-1101	2110	CONFERENCES & MEETINGS	18,425	22,000	11,817	22,000	22,000	-	0%
101-10-1101	2111	MEMBERSHIP	250	800	125	800	800	-	0%
101-10-1101	2140	OFFICE SUPPLIES	1,783	1,800	1,053	1,800	1,800	-	0%
101-10-1101	2190	TELEPHONE & FAX	4,288	5,700	2,581	5,000	5,700	-	0%
101-10-1101	2230	PROGRAMS & ACTIVITIES	-	-	-	-	3,000	3,000	-
101-10-1101	2660	COUNCIL REORGANIZATION ACTIVITIES	5,368	5,500	744	5,500	5,500	-	0%
101-10-1101	2661	RIOS - DISCR EXP	9,450	10,000	1,100	10,000	10,000	-	0%
101-10-1101	2662	PEREZ - DISCR EXP	10,000	10,000	7,525	10,000	10,000	-	0%
101-10-1101	2664	VALENCIA - DISCR EXP	10,000	10,000	7,900	10,000	10,000	-	0%
101-10-1101	2665	AYALA - DISCR EXP	10,000	10,000	9,750	10,000	10,000	-	0%
101-10-1101	2663	RAMIREZ - DISCR EXP	10,000	10,000	9,500	10,000	10,000	-	0%
<b>OPERATING EXPENDITURES:</b>			<b>89,778</b>	<b>95,800</b>	<b>52,095</b>	<b>95,100</b>	<b>98,800</b>	<b>3,000</b>	<b>3%</b>
101-10-1101	3860	C/O-FURINTURE & FIXTURE	407	-	-	-	-	-	-
<b>GENERAL FUND - TOTAL:</b>			<b>440,158</b>	<b>483,531</b>	<b>252,527</b>	<b>426,509</b>	<b>492,865</b>	<b>9,334</b>	<b>2%</b>


# MAYOR & COUNCIL

BUDGET UNIT	ACCT	DESCRIPTION	FY 21-22 ACTUAL	FY 22-23 BUDGET	FY 22-23 Actuals Thru 2/21/23	ESTIMATED ACTUAL FY 22-23	FY 23-24 BUDGET	BUDGET VARIANCE FY24 vs. FY23	%
745-10-1101	3860	C/O-OFFICE EQUIPMENT	1,115	-	-	-	-	-	-
		TECHNOLOGY UPGRADE FUND	1,115	-	-	-	-	-	-
		TOTAL:	1,115	-	-	-	-	-	-
		ALL FUNDS - TOTAL:	441,273	483,531	252,527	426,509	492,865	9334	2%

12700

NORWALK CITY HALL

# COMMISSIONS



# YOUTH COMMISSION



## **Description of Activities**

The Youth Commission shall provide the City Council with recommendations from the youth of Norwalk regarding City programs, special events, and ideas to help shape development opportunities within the City. This commission will address the needs of, encourage active communication with, and provide a platform for discussion amongst the Youth in Norwalk.

## **Objectives**

- The Commission will obtain feedback on youth programs organized by the city of Norwalk, engage in City events and assist with bridging the gap in communication between the City and the Youth of Norwalk.




# YOUTH COMMISSION

## ACTIVITY DETAIL

Account Number	Description	FY 23-24 COST
2170	<b>Special Materials &amp; Supplies:</b> Shirts, and badges	\$ 1,000
2250	<b>Training:</b> Training for commissioners	1,000

# COMMUNITY PROMOTION COMMISSION



## Description of Activities

**The Community Promotion Commission's activities include the promotion of Community and City activities, events, programs, and services. Annual events include the First Responder Appreciation Luncheon, Commissioner Meet and Greet, Home & Business Beautification and Holiday Decor contests.**




# COMMUNITY PROMOTION COMMISSION

## ACTIVITY DETAIL

Account Number	Description	FY 23-24 COST
2260	<p><b>Development &amp; Promotion:</b> Emphasizing community promotion as a series of integrated programs and activities which serve to bring citizens together.</p> <p><i>Commission programs include:</i></p> <ul style="list-style-type: none"> <li><i>First Responder Appreciation Luncheon</i></li> <li><i>Appreciation All Year Long</i></li> <li><i>Home and Business Beautification Contest</i></li> <li><i>Holiday Home and Business Décor Contest</i></li> <li><i>All Commissioner Meet and Greet</i></li> <li><i>Partnership with Chamber of Commerce -100th Anniversary Activities</i></li> </ul>	<p><b>\$ 34,000</b></p> <p>7,000</p> <p>500</p> <p>500</p> <p>500</p> <p>500</p> <p>25,000</p>

# PARKS AND RECREATION COMMISSION



## Description of Activities

The Parks and Recreation Commission serves as an advisory body to the City Council. The commission provides input from the community regarding the programs, activities and issues relating to recreation, cultural arts, and overall community events.

## Objectives

- To assist the Recreation and Park Services Department with City-wide events and other activities, providing ideas and resource acquisition as needed.
- To increase visibility within the community by volunteering in-person at a variety of City-wide programs and events




# PARKS AND RECREATION COMMISSION

## ACTIVITY DETAIL

Account Number	Description	FY 23-24 COST
2170	<b>Special Materials &amp; Supplies:</b> Shirts and badges for all Commissioners	\$        500

# PLANNING COMMISSION



## Description of Activities

The Planning Commission is composed of five citizens appointed by the City Council to carry out functions mandated by State Law.

The Planning Commission considers a wide variety of matters to fulfill its functions including the conduct of public hearing for all General Plan Amendments, Zone Changes, Conditional Use Permits, Zone Variances, and Text Amendments. The Commission also reviews and acts on a number of other applications for development, conducts hearings related to planning and zoning matters, reviews design criteria and standards on development proposals, and considers appeals of administrative decisions. The Planning Commission also sits as the Norwalk Rehabilitation and Code Compliance Appeals Board.

Community Development personnel provide staff support for all activities of the Planning Commission and the Rehabilitation and Property Maintenance Appeals Board.



# PLANNING COMMISSION

## ACTIVITY DETAIL

Account Number	Description	FY 23-24 COST
2110	<b>Conferences &amp; Meetings:</b> Annual planning conference registration and expenses for Commissioners	\$ 7,500
2112	<b>Expense Allowance:</b> Commissioners' allowance	12,000
2170	<b>Special Materials &amp; Supplies:</b> Commissioners' nameplates and special materials	250

# PUBLIC SAFETY COMMISSION



## **Description of Activities**

The Public Safety Commission is a five member, Council appointed, advisory body which systematically addresses public safety issues in the City of Norwalk, including traffic safety, parking control, emergency preparedness, and the enforcement and enhancement of the Norwalk Municipal Code. The Commission reviews concerns brought before it and makes specific recommendations for improvement to the City Council. The Public Safety Commission serves as a resource through which citizens can voice their public safety issues and have these concerns addressed.

## **Objectives**

- Conduct monthly Public Safety Commission meetings to address citizen safety concerns.
- Provide support and make recommendations to staff regarding various public safety issues that address quality of life issues affecting Norwalk and its citizens.



# **PUBLIC SAFETY COMMISSION**

## **ACTIVITY DETAIL**

<b>Account Number</b>	<b>Description</b>	<b>FY 23-24 COST</b>
<b>2140</b>	<b>Office Supplies:</b> General office supplies	<b>\$ 500</b>
<b>2250</b>	<b>Training:</b> Training	<b>500</b>

# SENIOR COMMISSION



## **Description of Activities**

The Senior Commission is a five member advisory board appointed by City Council. The Commission's purpose is to promote communication and cooperation among all patrons of the senior center, provide a forum which encourages the discussion and resolution of concerns related to senior programs offered through the City of Norwalk as well as issues and needs pertaining to older adults in the community.

## **Objectives**

- Continue to serve as an Advisory Board to City Council on senior issues.
- Serve as a liaison between staff, City Council, and the senior community of Norwalk in matters of concern to the senior community encompassing the four represented generations of seniors (Generation X, Baby Boomers, Silent Generation and GI Generation) actively participating at the center.
- Assist as ambassadors to the community in support of programs and services at the Norwalk Senior Center.
- Recommend to City Council nominee(s) for the Annual Norwalk Older American Volunteer Award (age 65 or older).



# SENIOR COMMISSION

## ACTIVITY DETAIL

Account Number	Description	FY 23-24 COST
2110	<b>Conferences &amp; Meetings:</b> Aging network meetings	\$ 100
2111	<b>Memberships:</b> California Parks and Recreation Society	200
2230	<b>Programs &amp; Activities:</b> Awards and recognition activities, related presentations, badges, etc.	500

# SOCIAL SERVICES COMMISSION



## **Description of Activities**

The Social Services Commission is a ten member advisory board appointed by City Council to provide input on social services related issues and to assist with promotion of departmental activities and special events.

## **Objectives**

- Offer support to the Social Services Department.
- Promote and support the annual Angel Tree Project, homeless count, school uniform project, and Thanksgiving luncheon.
- Consider and make recommendations to City Council regarding applications for receipt of Community Development Block Grant funding for social services agencies.




# **SOCIAL SERVICES COMMISSION**

## **ACTIVITY DETAIL**

<b>Account Number</b>	<b>Description</b>	<b>FY 23-24 COST</b>
<b>2230</b>	<b>Programs &amp; Activities:</b> Awards & recognition activities	<b>\$ 500</b>

# ART IN PUBLIC PLACES COMMISSION



## Description of Activities

The Art in Public Places Program was designed to present the community with a wide variety of artwork styles and themes for public enjoyment. The Art in Public Places Committee is tasked with reviewing art projects to ensure that the projects comply with all City Council criteria. Review may consist of the design, weather resistance, theme balance, verification of value, anticipated public response, proper lighting, public accessibility, installation methods, proportion, composition, the artist's previous experience, and training.

Themes for installation of public art include: Diversity, Family, History, Nature, Patriotism, and Sports.



# ART IN PUBLIC PLACES COMMISSION

## ACTIVITY DETAIL

Account Number	Description	FY 23-24 COST
2069	<b>Contract Services:</b> Various services for utility box art installations throughout the City; Cultural Arts Center art project creation/installation	\$ 300,000
2230	<b>Programs &amp; Activities:</b> Items for projects and/or dedication events	1,000

# CITY COMMISSIONS

BUDGET UNIT	ACCT	DESCRIPTION	FY 21-22 ACTUAL	FY 22-23 BUDGET	FY 22-23 Actuals Thru 2/21/23	ESTIMATED ACTUAL FY 22-23	FY 23-24 BUDGET	BUDGET VARIANCE FY24 vs. FY23	%
101-10-1121	2170	SPECIAL MAT'LS-SUPPLIES	682	1,000	-	1,000	1,000	-	0%
101-10-1121	2250	TRAINING EXPENSE	-	1,000	-	1,000	1,000	-	0%
		YOUTH COMMISSION:	-	2,000	-	2,000	2,000	-	0%
101-10-1123	2260	DEVELOPMENT AND PROMOTION	876	9,000	5,925	9,000	34,000	25,000	278%
		COMMUNITY PROMOTION COMMISSION:	876	9,000	5,925	9,000	34,000	25,000	278%
101-10-1127	2170	SPECIAL MAT'LS-SUPPLIES	-	500	-	500	500	-	0%
		PARK & RECREATION COMMISSION:	-	500	-	500	500	-	0%
101-10-1128	2110	CONFERENCES & MEETINGS	3,242	7,500	1,082	5,000	7,500	-	0%
101-10-1128	2112	EXPENSE ALLOWANCE	12,000	12,000	8,000	12,000	12,000	-	0%
101-10-1128	2170	SPECIAL MAT'LS-SUPPLIES	410	250	-	-	250	-	0%
		PLANNING COMMISSION:	15,652	19,750	9,082	17,000	19,750	-	0%
101-10-1129	2140	OFFICE SUPPLIES	-	500	-	500	500	-	0%
101-10-1129	2250	TRAINING EXPENSE	-	500	-	500	500	-	0%
		PUBLIC SAFETY COMMISSION:	-	1,000	-	1,000	1,000	-	0%

# CITY COMMISSIONS

BUDGET UNIT	ACCT	DESCRIPTION	FY 21-22 ACTUAL	FY 22-23 BUDGET	FY 22-23 Actuals Thru 2/21/23	ESTIMATED ACTUAL FY 22-23	FY 23-24 BUDGET	BUDGET VARIANCE FY24 vs. FY23	%
101-10-1130	2110	CONFERENCES & MEETINGS	-	100	-	100	100	-	0%
101-10-1130	2111	MEMBERSHIPS	-	200	-	200	200	-	0%
101-10-1130	2230	PROGRAMS & ACTIVITIES	205	500	126	500	500	-	0%
		SENIOR COMMISSION:	205	800	126	800	800	-	0%
101-10-1131	2230	PROGRAMS & ACTIVITIES	-	500	-	500	500	-	0%
		SOCIAL SERVICES COMMISSION:	-	500	-	500	500	-	0%
		GENERAL FUND - TOTAL:	17,416	33,550	15,134	30,800	58,550	25,000	75%

# CITY COMMISSIONS

BUDGET UNIT	ACCT	DESCRIPTION	FY 21-22 ACTUAL	FY 22-23 BUDGET	FY 22-23 Actuals Thru 2/21/23	ESTIMATED ACTUAL FY 22-23	FY 23-24 BUDGET	BUDGET VARIANCE FY24 vs. FY23	%
418-10-1132	2069	CONTRACT SVC/PROJECTS	-	300,000	9,996	10,000	300,000	-	0%
418-10-1132	2230	PROGRAMS & ACTIVITIES	10,860	1,000	11,178	12,000	1,000	-	0%
ART IN PUBLIC PLACES COMMISSION:			10,860	301,000	21,174	22,000	301,000	-	0%
<b>ALL FUNDS - TOTAL:</b>			<b>28,276</b>	<b>334,550</b>	<b>36,307</b>	<b>52,800</b>	<b>359,550</b>	<b>25,000</b>	<b>7%</b>



12700 NORWALK CITY HALL

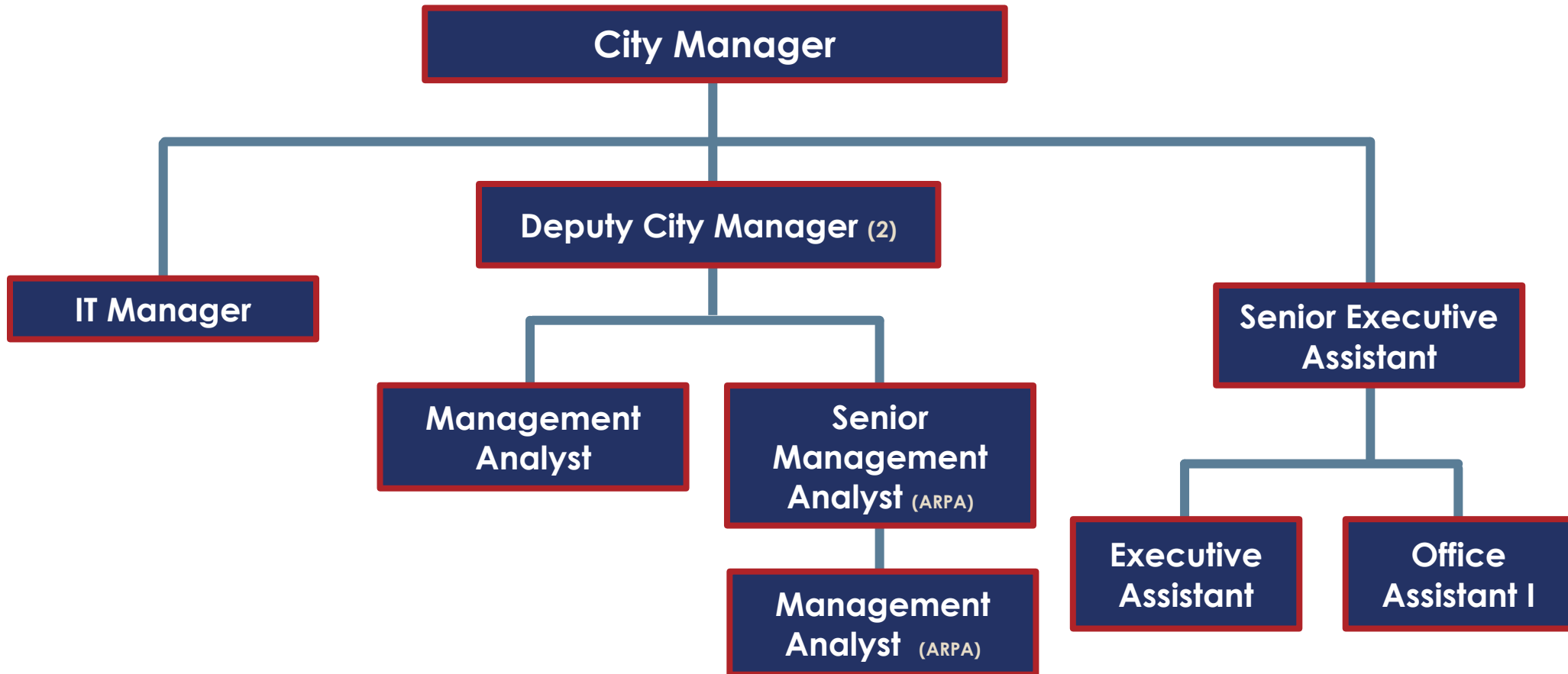
# ADMINISTRATION





# Administration

10 Full Time Staff



## CITY OF NORWALK

### ALL FUNDS - FULL TIME POSITIONS AND PART TIME HOURS

Position Title	Budget FY 22-23		Budget FY 23-24		Variance FY'24 vs FY'23	
	Full Time Positions	Part Time Hours	Full Time Positions	Part Time Hours	Full Time Positions	Part Time Hours
<b>Administration</b>						
City Manager	1	-	1	-	-	-
Deputy City Manager	2	-	2	-	-	-
Senior Executive Assistant	1	-	1	-	-	-
Sr. Management Analyst - ARPA	2	-	2	-	-	-
Office Assistant I	1	-	1	-	-	-
<b>Total</b>	<b>7</b>	<b>-</b>	<b>7</b>	<b>-</b>	<b>-</b>	<b>-</b>
<b>Management Services</b>						
Management Analyst	1	-	1	-	-	-
<b>Total</b>	<b>1</b>	<b>-</b>	<b>1</b>	<b>-</b>	<b>-</b>	<b>-</b>
<b>Management Information Services</b>						
Information Technology Manager	1	-	1	-	-	-
<b>Total</b>	<b>1</b>	<b>-</b>	<b>1</b>	<b>-</b>	<b>-</b>	<b>-</b>
<b>Total Administration</b>	<b>10</b>	<b>-</b>	<b>10</b>	<b>-</b>	<b>-</b>	<b>-</b>

# ADMINISTRATION

(1201)



## **Description of Activities**

Administration provides direct staff support to the City Manager who is responsible for making policy recommendations to the City Council and implementing City Council policy directives, including the Strategic Action Plan. Under the direction of the City Manager, the Administration Department oversees the general operation of all City Departments.

Administration directs the preparation of all City Council, the Norwalk Successor Agency, and the Norwalk Housing Authority agendas; provides staff support for all City Council, the Norwalk Successor Agency, and the Norwalk Housing Authority meetings; directs the preparation and submittal of an annual budget to the City Council, the Norwalk Successor Agency, and the Norwalk Housing Authority; and provides reports, analysis, and other information to the City Council, the Successor to the Norwalk Redevelopment Agency, and the Norwalk Housing Authority on an ongoing basis.



# ADMINISTRATION

## ACTIVITY DETAIL

Account Number	Description	FY 23-24 COST
2110	<b>Conferences &amp; Meetings:</b> City Manager expenses related to conferences, seminars and meetings held within California	\$ 25,000
2111	<b>Memberships:</b> International City Management Association	3,300
2230	<b>Programs &amp; Activities:</b> Community Engagement	30,000
746-2152	<b>Vehicle Lease:</b> Annual lease payment for (1) vehicle	7,258

# CITY MANAGER'S OFFICE / ADMINISTRATION

BUDGET UNIT	ACCT	DESCRIPTION	FY 21-22 ACTUAL	FY 22-23 BUDGET	FY 22-23 Actuals Thru 2/21/23	ESTIMATED ACTUAL FY 22-23	FY 23-24 BUDGET	BUDGET VARIANCE FY24 vs. FY23	%
101-10-1201	1020	REG SALARIES & WAGES	431,448	708,329	295,631	467,258	763,464	55,135	8%
101-10-1201	1030	PART TIME WAGES	9,283	-	387	611	-	-	-
101-10-1201	1049	BILINGUAL/CERTIFICATION PAY	653	650	564	891	1,300	650	100%
101-10-1201	1052	AUTO ALLOWANCE	8,835	8,400	5,229	8,965	9,330	930	11%
101-10-1201	1054	CELLPHONE ALLOWANCE	449	600	261	413	-	(600)	-100%
101-10-1201	1060	PAID SICK LEAVE	3,345	3,700	3,149	10,197	15,800	12,100	327%
101-10-1201	1065	ACCRUED PAID VACATION	22,096	19,400	-	18,100	35,300	15,900	82%
101-10-1201	1076	DEFERRED COMP-457 PLAN	13,187	17,500	7,430	17,500	17,500	-	0%
101-10-1201	1078	MANAGEMENT BENEFIT 401A	23,127	46,157	15,282	24,154	24,990	(21,167)	-46%
101-10-1201	1079	COMMISSIONERS' BENEFIT	1,200	1,800	300	600	-	(1,800)	-100%
101-10-1201	1080	MEDICARE	7,018	11,861	4,484	7,956	12,805	944	8%
101-10-1201	1081	MGMT BENEFIT/MEDICAL	13,127	13,305	7,440	11,759	15,340	2,035	15%
101-10-1201	1083	PERS - EMPLOYER PORTION	156,367	266,881	101,703	160,746	300,273	33,392	13%
101-10-1201	1085	LIFE INSURANCE	904	2,257	575	985	2,786	529	23%
101-10-1201	1088	L-T DISABILITY INSURANCE	4,548	7,154	3,046	5,222	7,711	557	8%
101-10-1201	1090	MEDICAL INS - FT EMPLOYEES	20,658	38,400	14,149	24,255	28,618	(9,782)	-25%
101-10-1201	1090M	MEDICAL INS - MANAGEMENT	18,725	49,590	10,437	17,891	51,130	1,540	3%
101-10-1201	1091	DENTAL INS - FT EMPLOYEES	613	5,267	437	749	5,302	35	1%
101-10-1201	1092	VISION INS - FT EMPLOYEES	423	1,217	284	487	1,228	11	1%
101-10-1201	1095	MEDICAL INS - RETIREES	105,532	109,500	50,711	101,400	101,500	(8,000)	-7%
101-10-1201	1097	WORKER'S COMPENSATION	9,588	10,176	6,900	10,350	10,839	663	7%
<b>PERSONNEL EXPENDITURES:</b>			<b>851,126</b>	<b>1,322,143</b>	<b>528,398</b>	<b>890,491</b>	<b>1,405,215</b>	<b>83,072</b>	<b>6%</b>

# CITY MANAGER'S OFFICE / ADMINISTRATION

BUDGET UNIT	ACCT	DESCRIPTION	FY 21-22 ACTUAL	FY 22-23 BUDGET	FY 22-23 Actuals Thru 2/21/23	ESTIMATED ACTUAL FY 22-23	FY 23-24 BUDGET	BUDGET VARIANCE FY24 vs. FY23	%
101-10-1201	2080	CONTRACT SVC/NON-CLASS	6,000	-	-	-	-	-	-
101-10-1201	2110	CONFERENCES & MEETINGS	31,504	25,000	10,574	25,000	25,000	-	0%
101-10-1201	2111	MEMBERSHIPS	3,395	3,000	1,015	3,000	3,300	300	10%
101-10-1201	2130	OFFICE EQPT MTCE	1,346	1,500	528	3,200	3,250	1,750	117%
101-10-1201	2140	OFFICE SUPPLIES	3,538	3,000	1,535	3,000	3,000	-	0%
101-10-1201	2141	POSTAGE	1,491	1,600	1,052	1,600	1,600	-	0%
101-10-1201	2190	TELEPHONE & FAX	3,292	4,500	1,587	3,100	4,500	-	0%
101-10-1201	2220	VEHICLE MTCE & SUPPLIES	3,745	2,700	925	1,569	1,647	(1,053)	-39%
101-10-1201	2225	VEHICLE MTCE - LEASED VEH	-	180	-	78	471	291	162%
101-10-1201	2230	PROGRAMS & ACTIVITIES	14,202	30,000	6,219	30,000	30,000	-	0%
101-10-1201	2240	DUPLICATING SERVICE CHG	257	1,300	105	1,300	1,300	-	0%
<b>OPERATING EXPENDITURES:</b>			<b>68,768</b>	<b>72,780</b>	<b>23,540</b>	<b>71,847</b>	<b>74,068</b>	<b>1,288</b>	<b>2%</b>
101-10-1201	3860	C/O-OFFICE EQUIPMENT	2,254	-	7,216	7,216	-	-	-
<b>CAPITAL OUTLAY EXPENDITURES:</b>			<b>2,254</b>	<b>-</b>	<b>7,216</b>	<b>7,216</b>	<b>-</b>	<b>-</b>	<b>-</b>
<b>GENERAL FUND - TOTAL:</b>			<b>922,148</b>	<b>1,394,923</b>	<b>559,154</b>	<b>969,553</b>	<b>1,479,284</b>	<b>84,360.47</b>	<b>6%</b>

# CITY MANAGER'S OFFICE / ADMINISTRATION

BUDGET UNIT	ACCT	DESCRIPTION	FY 21-22 ACTUAL	FY 22-23 BUDGET	FY 22-23 Actuals Thru 2/21/23	ESTIMATED ACTUAL FY 22-23	FY 23-24 BUDGET	BUDGET VARIANCE FY24 vs. FY23	%
746-10-1201	2152	VEHICLE LEASE	-	6,139	-	1,210	7,258	1,119	18%
		CAPITAL OUTLAY EXPENDITURES:	-	6,139	0	1,210	7,258	1,119	18%
		VEHICLE & EQUIPMENT REPLACEMENT FUND - TOTAL:	-	6,139	0	1,210	7,258	1,119	18%
		<b>ALL FUNDS - TOTAL:</b>	<b>922,148</b>	<b>1,401,062</b>	<b>559,154</b>	<b>970,763</b>	<b>1,486,542</b>	<b>85,479</b>	<b>6%</b>

# CITY ATTORNEY

(1202)



## Description of Activities

**The City Attorney reviews all ordinances, resolutions, and contracts for legal correctness and validity; acts as legal counsel for the City for any litigation in which the City may become involved; and provides legal advice to the City Council and the Norwalk Successor Agency in regards to current and future policies and actions. The City Attorney also provides legal assistance to the various City's Commissions, Committees, and Boards.**



# CITY ATTORNEY

## ACTIVITY DETAIL

Account Number	Description	FY 23-24 COST
2086	Contract Services - Non-Classified: City Attorney retainer	\$ 160,000
2086S	Contract Services - Special Services: Special study matters	250,000

# CITY ATTORNEY

BUDGET UNIT	ACCT	DESCRIPTION	FY 21-22 ACTUAL	FY 22-23 BUDGET	FY 22-23 Actuals Thru 2/21/23	ESTIMATED ACTUAL FY 22-23	FY 23-24 BUDGET	BUDGET VARIANCE FY24 vs. FY23	%
101-10-1202	2086	CONTRACT SVC/NON-CLASS	155,394	225,000	90,492	160,000	160,000	(65,000)	-29%
101-10-1202	2086S	CONTRA SVC/SPECIAL STUDY	192,401	185,000	142,077	200,000	250,000	65,000	35%
GENERAL FUND - TOTAL:			347,795	410,000	232,569	360,000	410,000	-	0%

# MANAGEMENT SERVICES

(1203)



## **Description of Activities**

Management Services is a division of the Administration Department responsible for a variety of support functions, including special projects as directed by the City Manager. The Division's ongoing responsibilities include: strategic planning for citywide projects and services; development of strategies to address contaminated properties located within and adjacent to the City of Norwalk; monitoring of state and national legislative issues; and coordination of communications with Federal, State, and County agencies with facilities in Norwalk. Management Services also assists other City departments in the completion of special projects and provides staff support to the Arts in Public Places Committee, Fiscal Ad Hoc Committee and Economic Development Ad Hoc Committee.

## **Objectives**

- Continue to develop working relationships with offices of the City's state and federal representatives.
- Work with the Department of Defense and other related agencies who provide for the conveyance of the former Defense Fuel Support Point (DFSP), Norwalk (Tank Farm) to the City of Norwalk.
- Remain involved in monitoring the ongoing remediation activities at DFSP, Norwalk, to ensure that restoration of the site proceeds in a responsible manner.
- Continue efforts to secure federal and state funding for infrastructure improvement projects.
- Provide special project assistance to the City Manager and Council as needed.



# MANAGEMENT SERVICES

## ACTIVITY DETAIL

Account Number	Description	FY 23-24 COST
2080	<b>Contract Services - Non-Classified:</b>	
	Implementation of recycling programs funded by grants from solid waste consulting services and other contracts.	\$ 60,000
	<i>Council governance and organizational development</i>	10,000
	<i>Grant writing service</i>	50,000
2110	<b>Conferences &amp; Meetings:</b>	
	Municipal Management Association of Southern California Annual Conference and Winter Forum, League of California Cities Conferences, and various legislative meetings	3,800
2111	<b>Memberships:</b>	
	City membership in State and Regional Organizations	101,100
	<i>League of California Cities - State Division</i>	32,500
	<i>League of California Cities - Los Angeles County Division</i>	1,600
	<i>California Contract Cities Association</i>	6,000
	<i>Southern California Association of Governments</i>	13,200
	<i>Staff memberships in the Municipal Management Association of Southern California and other Organizations</i>	500
	<i>SELACO WIB (Workforce Investment Board)</i>	700
	<i>I-5 membership (\$32,500 / \$6,500 is funded under Prop C and \$26,000 from General Fund)</i>	26,000
<i>COG (Gateway Cities Council of Governments) - (\$36,300 / \$15,700 funded under Prop C and \$20,600 General Fund)</i>	20,600	



# MANAGEMENT SERVICES

## ACTIVITY DETAIL

Account Number	Description	FY 23-24 COST
2162	<b>Special Fee - Sacramento:</b> State advocacy services	29,500
2168	<b>Special Fee - Misc. Lobby:</b> Federal advocacy services	50,000
2250	<b>Training:</b> Staff training, grant workshops, and attendance to Municipal Management Association of Southern California sessions	1,500
227-2111	<b>Memberships:</b>	22,200
	<i>I-5 membership (\$32,500 / \$6,500 is funded under Prop C and \$26,000 from General Fund)</i>	6,500
	<i>COG (Gateway Cities Council of Governments) - (\$36,300 / \$15,700 funded under Prop C and \$20,600 General Fund)</i>	15,700
227-2150	<b>Rental/Lease Expense:</b> Transportation center yard - rental expense	12
227-2237	<b>Programs &amp; Activities/COG Special Studies:</b> Local agency participation in the 91/605/405 Major Corridor Study	20,000

# MANAGEMENT SERVICES

BUDGET UNIT	ACCT	DESCRIPTION	FY 21-22 ACTUAL	FY 22-23 BUDGET	FY 22-23 Actuals Thru 2/21/23	ESTIMATED ACTUAL FY 22-23	FY 23-24 BUDGET	BUDGET VARIANCE FY24 vs. FY23	%
101-10-1203	1020	REG SALARIES & WAGES	44,572	40,934	17,948	28,367	81,082	40,148	98%
101-10-1203	1049	BI-LINGUAL/CERTIFICATION PAY	357	325	135	214	-	(325)	-100%
101-10-1203	1045	COMP TIME PAY	426	-	-	-	-	-	-
101-10-1203	1065	ACCRUED PAID VACATION	1,596	2,300	596	596	-	(2,300)	-100%
101-10-1203	1080	MEDICARE	671	670	266	423	1,176	506	75%
101-10-1203	1083	PERS - EMPLOYER PORTION	16,752	15,568	6,641	10,497	31,890	16,322	105%
101-10-1203	1085	LIFE INSURANCE	145	159	57	98	13	(146)	-92%
101-10-1203	1088	L-T DISABILITY INSURANCE	335	413	132	226	819	406	98%
101-10-1203	1090	MEDICAL INS - FT EMPLOYEES	9,001	8,983	3,466	5,942	19,200	10,217	114%
101-10-1203	1091	DENTAL INS - FT EMPLOYEES	626	584	234	401	1,168	584	100%
101-10-1203	1092	VISION INS - FT EMPLOYEES	81	76	30	52	152	76	100%
101-10-1203	1097	WORKER'S COMPENSATION	2,592	2,679	1,616	2,424	1,100	(1,579)	-59%
<b>PERSONNEL EXPENDITURES:</b>			<b>77,152</b>	<b>72,691</b>	<b>31,122</b>	<b>49,240</b>	<b>136,600</b>	<b>63,909</b>	<b>88%</b>

# MANAGEMENT SERVICES

BUDGET UNIT	ACCT	DESCRIPTION	FY 21-22 ACTUAL	FY 22-23 BUDGET	FY 22-23 Actuals Thru 2/21/23	ESTIMATED ACTUAL FY 22-23	FY 23-24 BUDGET	BUDGET VARIANCE FY24 vs. FY23	%
101-10-1203	2071	CONTRACT SVC/WFB BUILDING	5,543	5,600	3,234	5,600	5,600	-	0%
101-10-1203	2080	CONTRACT SVC/NON-CLASS	32,301	60,000	23,150	60,000	60,000	-	0%
101-10-1203	2110	CONFERENCES & MEETINGS	2,294	3,500	2,136	3,500	3,800	300	9%
101-10-1203	2111	MEMBERSHIPS	88,303	94,150	71,419	94,150	101,100	6,950	7%
101-10-1203	2140	OFFICE SUPPLIES	1,675	1,800	246	900	1,500	(300)	-17%
101-10-1203	2141	POSTAGE	61	1,000	8	50	1,000	-	0%
101-10-1203	2162	SPEC FEE-LOBBY SACRAMENTO	29,265	29,500	19,360	29,500	29,500	-	0%
101-10-1203	2168	SPEC FEES-LOBBYIST MISC.	48,000	50,000	14,000	50,000	50,000	-	0%
101-10-1203	2170	SPECIAL MAT'LS-SUPPLIES	325	6,500	-	250	6,500	-	0%
101-10-1203	2230	PROGRAMS & ACTIVITIES	578	2,000	92	-	-	(2,000)	-100%
101-10-1203	2240	DUPLICATING SERVICE CHG	28	600	1	600	600	-	0%
101-10-1203	2250	TRAINING EXPENSE	-	1,200	-	1,200	1,500	300	25%
<b>OPERATING EXPENDITURES:</b>			<b>208,374</b>	<b>255,850</b>	<b>133,645</b>	<b>245,750</b>	<b>261,100</b>	<b>5,250</b>	<b>2%</b>
<b>GENERAL FUND - TOTAL:</b>			<b>285,526</b>	<b>328,541</b>	<b>164,767</b>	<b>294,990</b>	<b>397,700</b>	<b>69,159</b>	<b>21%</b>

# MANAGEMENT SERVICES

BUDGET UNIT	ACCT	DESCRIPTION	FY 21-22 ACTUAL	FY 22-23 BUDGET	FY 22-23 Actuals Thru 2/21/23	ESTIMATED ACTUAL FY 22-23	FY 23-24 BUDGET	BUDGET VARIANCE FY24 vs. FY23	%
228-10-1203	2111	MEMBERSHIPS	7,000	-	-	-	-	-	-
MEASURE R FUND TOTAL:			7,000	-	-	-	-	-	-
227-10-1203	2111	MEMBERSHIPS	20,500	20,500	20,500	20,500	22,200	1,700	8%
227-10-1203	2150	RENTAL EXPENSE	1	12	1	12	12	-	0%
227-10-1203	2237	PROG & ACT/COG SPECIAL STUDY	20,000	20,000	20,000	20,000	20,000	-	0%
PROP C FUND TOTAL:			40,501	40,512	40,501	40,512	42,212	1,700	4%
ALL FUNDS - TOTAL:			333,027	369,053	205,488	335,502	439,912	70,859	19%

# MANAGEMENT INFORMATION SYSTEMS

(1205)



## Description of Activities

The City's MIS Team is responsible for managing the City's phone system and computer network, which consists of approximately 320 individual workstations connected through a complex network of servers and telecommunications systems. Additionally, there are: tablets (67); laptops (39); Surfaces (39); Smartboards (10), telephones (299), and cell phones (125).

## Objectives

- Continue management of City's network to provide an environment for optimal productivity and security.
- Manage city-wide assets such as servers, switches, computers, printers, monitors, etc.
- Implement web based business applications, as requested by departments.
- Continue support and expansion of GIS System, as needed.
- Provide tablet support for staff.
- Manage & expand Wi-Fi network as necessary.
- Manage/increase bandwidth.
- Assist with external software installations and issues.
- Coordinate/provide assistance for department technology projects.
- Provide phone support for desk phones and cell phones; update phone system with new Calnet contract.



# MANAGEMENT INFORMATION SYSTEMS - NETWORK CONTRACT SERVICES

Account Number	Description	FY 23-24 COST
<b>2080</b>	<b>Contract Services:</b>	<b>\$ 300,200</b>
	<i>Computer system contract support</i>	286,200
	<i>GIS maintenance</i>	7,000
	<i>City-wide cabling needs</i>	7,000
<b>2081</b>	<b>Contract Services/Special:</b> Strategic Plan	<b>25,000</b>
<b>2089</b>	<b>Computer System Maintenance &amp; Support:</b>	<b>271,500</b>
	<i>Dell Support Renewal</i>	10,000
	<i>City Wide Park Camera Storage</i>	76,000
	<i>What's UpGold - Network Monitoring</i>	16,000
	<i>Veeam - Backup</i>	39,000
	<i>Solarwind - DHCP Monitoring</i>	7,700
	<i>Palo Alto Firewall</i>	23,000
	<i>Remote Connection Support</i>	6,900
	<i>Bomgar Support - Remote Access</i>	7,200
	<i>Netwrix Audit Software</i>	5,200
	<i>Meraki - Switch and AP Management</i>	18,000
	<i>Comodo CA SSL Certificate</i>	6,000
	<i>VMWare Support</i>	34,500
	<i>Microsoft</i>	2,500
	<i>Mimecast - Email Security</i>	17,500
	<i>Deep Freeze - Computer Management</i>	2,000



# MANAGEMENT INFORMATION SYSTEMS - NETWORK CONTRACT SERVICES

Account Number	Description	FY 23-24 COST
2192	<b>Internet, ISDN, DSL Service:</b>	<b>221,000</b>
	<i>IDE bandwidth, circuit, router (citywide)</i>	<i>190,500</i>
	<i>DSL</i>	<i>5,000</i>
	<i>Tablet expense (Council, Public Safety, Public Services, Community Development)</i>	<i>7,500</i>
	<i>Redundant Internet Services (Transit &amp; Social Services)</i>	<i>18,000</i>
745-3860	<b>Computer &amp; Technology Replacement Fund:</b>	<b>174,500</b>
	<i>Replace computers (74)</i>	<i>111,000</i>
	<i>Laptops (5)</i>	<i>7,500</i>
	<i>Replacement printers (14)</i>	<i>21,000</i>
	<i>Replacement monitors (52)</i>	<i>10,500</i>
	<i>Surface Pros(4)</i>	<i>8,000</i>
	<i>Tablets(33)</i>	<i>16,500</i>

# M.I.S. - NETWORK CONTRACT SERVICES

BUDGET UNIT	ACCT DESCRIPTION	FY 21-22 ACTUAL	FY 22-23 BUDGET	FY 22-23 Actuals Thru 2/21/23	ESTIMATED ACTUAL FY 22-23	FY 23-24 BUDGET	BUDGET VARIANCE FY24 vs. FY23	% Var
101-10-1205	1020 REG SALARIES & WAGES	-	132,046	11,198	67,699	152,851	20,805	16%
101-10-1205	1030 PART TIME WAGES	90	-	-	-	-	-	-
101-10-1205	1078 MANAGEMENT BENEFIT 401A	-	2,641	224	1,354	3,058	417	16%
101-10-1205	1080 MEDICARE	1	1,915	162	957	2,216	301	16%
101-10-1205	1081 MGMT BENEFIT/MEDICAL	-	-	-	620	3,861	3,861	-
101-10-1205	1083 PERS - EMPLOYER PORTION	-	50,215	4,114	25,002	60,117	9,902	20%
101-10-1205	1085 LIFE INSURANCE	-	13	-	350	13	-	0%
101-10-1205	1088 L-T DISABILITY INSURANCE	-	1,334	-	850	1,544	210	16%
101-10-1205	1090M MEDICAL INS - MANAGEMENT	-	30,358	-	8,000	24,487	(5,871)	-19%
101-10-1205	1091 DENTAL INS - FT EMPLOYEES	-	1,168	-	270	1,168	-	0%
101-10-1205	1092 VISION INS - FT EMPLOYEES	-	364	-	270	364	-	0%
101-10-1205	1097 WORKER'S COMPENSATION	-	-	-	-	2,100	2,100	-
<b>PERSONNEL EXPENDITURES:</b>		<b>91</b>	<b>220,054</b>	<b>15,698</b>	<b>105,372</b>	<b>251,779</b>	<b>29,625</b>	<b>13%</b>
101-10-1205	2080 CONTRACT SVC/NON-CLASS	264,361	307,000	169,298	300,000	300,200	(6,800)	-2%
101-10-1205	2081 CONTRACT SVC/SPECIAL STUDY	-	100,000	-	25,000	25,000	(75,000)	-75%
101-10-1205	2089 COMP SYST MAINT & SUPPORT	125,674	211,900	74,076	211,900	271,500	59,600	28%
101-10-1205	2132 COMPUTER SUPPLIES	1,991	5,000	496	5,000	5,000	-	0%
101-10-1205	2140 OFFICE SUPPLIES	98	500	35	500	500	-	0%
101-10-1205	2190 TELEPHONE & FAX	546	500	533	800	800	300	60%
101-10-1205	2192 INTERNET, ISDN DSL SERVICE	182,533	195,700	115,610	202,717	221,000	25,300	13%
<b>OPERATING EXPENDITURES:</b>		<b>575,203</b>	<b>820,600</b>	<b>360,048</b>	<b>745,917</b>	<b>824,000</b>	<b>3,400</b>	<b>0%</b>


# M.I.S. - NETWORK CONTRACT SERVICES

BUDGET UNIT	ACCT DESCRIPTION	FY 21-22 ACTUAL	FY 22-23 BUDGET	FY 22-23 Actuals Thru 2/21/23	ESTIMATED ACTUAL FY 22-23	FY 23-24 BUDGET	BUDGET VARIANCE FY24 vs. FY23	% Var
101-10-1205	3860 C/O-OFFICE EQUIPMENT	20,216	71,000	-	35,000	-	(71,000)	-100%
	CAPITAL OUTLAY EXPENDITURES:	20,216	71,000	-	35,000	-	(71,000)	-100%
	<b>GENERAL FUND - TOTAL:</b>	<b>595,510</b>	<b>1,111,654</b>	<b>375,746</b>	<b>886,289</b>	<b>1,075,779</b>	<b>(35,875.00)</b>	<b>-3%</b>
745-10-1205	3860 OFFICE EQUIP/ REPLACE COMPUTERS	43,945	177,600	94,294	133,000	174,500	(3,100)	-2%
	TECHNOLOGY UPGRADE FUND TOTAL:	43,945	177,600	94,294	133,000	174,500	(3,100)	-2%
	<b>ALL FUNDS - TOTAL:</b>	<b>639,455</b>	<b>1,289,254</b>	<b>470,040</b>	<b>1,019,289</b>	<b>1,250,279</b>	<b>(38,975)</b>	<b>-3%</b>

12700 NORWALK CITY HALL

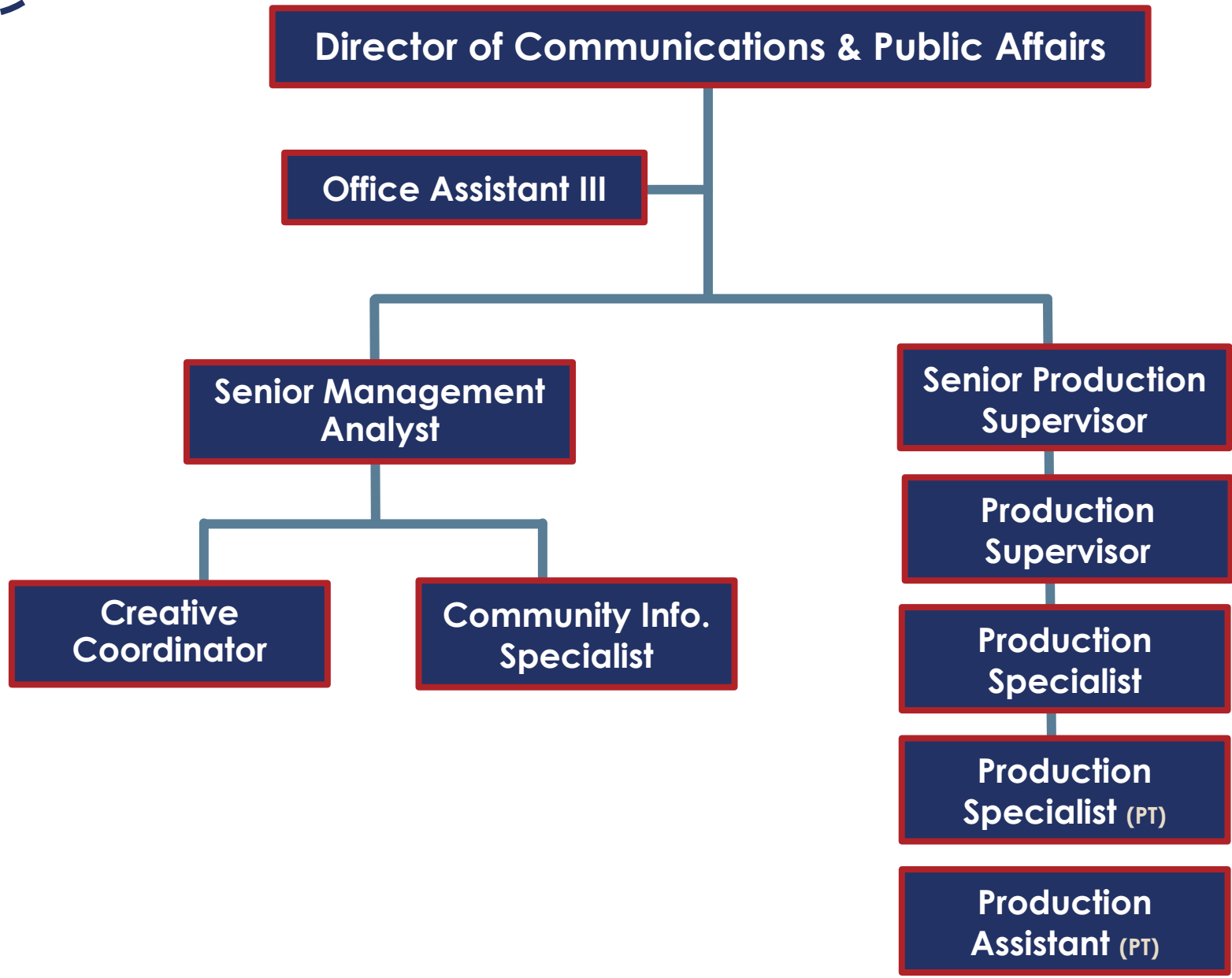
# COMMUNICATIONS & PUBLIC AFFAIRS





# Communications & Public Affairs

8 Full Time Staff, 3,250 Part Time Hours



## CITY OF NORWALK

### ALL FUNDS - FULL TIME POSITIONS AND PART TIME HOURS

Position Title	Budget FY 22-23		Budget FY 23-24		Variance FY'24 vs FY'23	
	Full Time Positions	Part Time Hours	Full Time Positions	Part Time Hours	Full Time Positions	Part Time Hours
<b>Communications &amp; Public Affairs</b>						
Director of Communications & Public Affairs	1	-	1	-	-	-
Sr. Management Analyst	1	-	1	-	-	-
Creative Coordinator	1	-	1	-	-	-
Office Assistant III	1	-	1	-	-	-
Community Information Specialist	1	-	1	-	-	-
Community Information Assistant	-	1,290	-	-	-	(1,290)
<b>Total</b>	<b>5</b>	<b>1,290</b>	<b>5</b>	<b>-</b>	<b>-</b>	<b>(1,290)</b>
<b>Multimedia Production</b>						
Digital Media Specialist	1	-	-	-	(1)	-
Sr. Production Supervisor	-	-	1	-	1	-
Production Supervisor	1	-	1	-	-	-
Production Specialist	-	1,950	1	1,950	1	-
Production Assistant	-	2,912	-	1,300	-	(1,612)
<b>Total</b>	<b>2</b>	<b>4,862</b>	<b>3</b>	<b>3,250</b>	<b>1</b>	<b>(1,612)</b>
<b>Total Communication &amp; Public Affairs</b>	<b>7</b>	<b>6,152</b>	<b>8</b>	<b>3,250</b>	<b>1</b>	<b>(2,902)</b>

# COMMUNICATIONS & PUBLIC AFFAIRS

(1204)



## Description of Activities

Communications and Public Affairs is the mechanism utilized by the City of Norwalk to distribute important information and materials to the internal and external stakeholders. The Communications and Public Affairs staff is responsible for operating the Community Information Center and ensuring that it remains the City's central information source. It oversees media relations, website development, social media, and multimedia production (formerly known as Cable TV) operations. Staff publicizes City events, programs, activities, and services, develops press releases and a variety of print and electronic materials, and manages the electronic marquee located at the City Hall lawn. The Communications and Public Affairs Division prepares proclamations and special awards for individuals and community groups, and coordinates a variety of special information materials for the City, including the *Norwalk Now* newsletter. Staff works closely with the Community Promotion Commission to put together programs such as the Home and Business Beautification Program. The Communications and Public Affairs Division cultivates positive relationships with residents, businesses, organizations, and visitors to increase community engagement and participation. In addition, staff assists in preparing position statements, white papers, annual reports, and other official communications and establishes and executes City's overall marketing and branding strategy.

# COMMUNICATIONS & PUBLIC AFFAIRS

(1204)



## Objectives

- Consistently distribute timely and relevant information to the public promoting health, welfare, safety, and meaningful opportunities that enrich the quality of life for Norwalk residents.
- Enact media relations program to ensure accurate information is published in a timely manner.
- Bolster the City's digital presence by integrating cross-platform content creation and distribution.
- Maintains the City's overall visual identity and branding materials including logo, motto, graphics, signage, and marketing collateral.
- Promote the positive image of Norwalk utilizing a variety of tactics including citizen engagement, print and electronic materials, website, social media, special events, and media relations.
- Plan and promote special events that excite, engage, and involve greater participation among city stakeholders.
- Provide helpful resources to residents of Norwalk relating to information on civic and community affairs.
- Develop plans for comprehensive internal, external, and crisis communications.



# COMMUNICATIONS & PUBLIC AFFAIRS

## ACTIVITY DETAIL

Account Number	Description	FY 23-24 COST
2050	<b>Publications:</b> Subscriptions	\$ 500
2080	<b>Contract Services - Non-Classified:</b> Contract services for public affairs events and programming	38,000
	<i>Maintenance of electronic reader board</i>	1,500
	<i>Website hosting services</i>	12,000
	<i>Government 2.0 hosting services/GO GOV</i>	15,000
	<i>Translation services</i>	1,500
	<i>Social Media Archive</i>	8,000
2081	<b>Contract Services/Special Study:</b> Strategic communications support	108,000
2089	<b>Computer System Maintenance &amp; Support:</b>	3,000
	<i>Email marketing system</i>	1,200
	<i>Project management tool</i>	1,200
	<i>Automation support</i>	600
2110	<b>Conferences &amp; Meetings:</b> Expenses related to conferences and seminars	8,000
2170	<b>Special Materials &amp; Supplies:</b> Photo supplies, commendations, framing, trophies, plaques, and materials for special events	11,000



# COMMUNICATIONS & PUBLIC AFFAIRS

## ACTIVITY DETAIL

Account Number	Description	FY 23-24 COST	
2230	<b>Programs &amp; Activities:</b>	Annual Veteran's and Memorial Day events, miscellaneous special events; promotional and informational materials; miscellaneous public relations activities	<b>50,000</b>
		<i>Veteran's Day (and Resource Fair) - equipment rentals, food, and canopy</i>	9,000
		<i>Memorial Day - equipment rentals, linens, food, and canopy</i>	7,000
		<i>State of the City Luncheon (A/V rentals, stage décor)</i>	10,000
		<i>Misc. community events: receptions, hosting special meetings, community forums, events with local partner agencies, community event sponsorships,</i>	10,000
		<i>Public relations activities and promotional materials</i>	14,000
	2250	<b>Training:</b>	Updating staff on graphic arts, video format, and media relations, social media etc.
2262	<b>Community Newsletter:</b>	Printing cost for the Norwalk Now Newsletter - monthly edition to include a Business Report Section	<b>128,000</b>
2265	<b>Community Relations:</b>	Media advertising for City events and programs	<b>13,000</b>
2267	<b>Development &amp; Promotion:</b>	Chamber of Commerce support	<b>41,500</b>



# COMMUNICATIONS & PUBLIC AFFAIRS

## ACTIVITY DETAIL

Account Number	Description	FY 23-24 COST
1211-2230	Programs & Activities: Hometown Hero Banner Program	7,200
1212-2230	Programs & Activities: Council Reorganization Event	13,000

# COMMUNICATIONS AND PUBLIC AFFAIRS

BUDGET UNIT	ACCT	DESCRIPTION	FY 21-22 ACTUAL	FY 22-23 BUDGET	FY 22-23 Actuals Thru 2/21/23	ESTIMATED ACTUAL FY 22-23	FY 23-24 BUDGET	BUDGET VARIANCE FY24 vs. FY23	%
101-10-1204	1020	REG SALARIES & WAGES	122,167	410,243	149,039	285,564	408,493	(1,750)	0%
101-10-1204	1030	PART TIME WAGES	55,235	29,627	-	-	-	(29,627)	-100%
101-10-1204	1040	OVERTIME SALARY & WAGES	911	1,100	-	-	1,100	-	0%
101-10-1204	1048	MEDICAL OPT-OUT-GEN. UNIT	4,356	4,320	5,465	9,369	10,800	6,480	150%
101-10-1204	1049	BILINGUAL/CERTIFICATION PAY	413	1,300	1,003	1,585	1,885	585	45%
101-10-1204	1052	AUTO ALLOWANCE	-	-	200	316	4,800	4,800	-
101-10-1204	1060	PAID SICK LEAVE	3,327	-	-	-	-	-	-
101-10-1204	1065	ACCRUED PAID VACATION	12,683	-	-	-	-	-	-
101-10-1204	1070	PAID SICK LEAVE ON TERMIN	19,322	-	-	-	-	-	-
101-10-1204	1078	MANAGEMENT BENEFIT 401A	-	5,690	-	-	5,532	(158)	-3%
101-10-1204	1080	MEDICARE	3,143	6,559	2,249	4,304	6,328	(231)	-4%
101-10-1204	1081	MGMT BENEFIT/MEDICAL	-	-	-	-	3,714	3,714	-
101-10-1204	1083	PERS - EMPLOYER PORTION	45,472	156,018	55,113	107,109	160,663	4,645	3%
101-10-1204	1085	LIFE INSURANCE	288	1,068	293	503	1,044	(24)	-2%
101-10-1204	1088	L-T DISABILITY INSURANCE	810	4,144	1,094	1,875	4,126	(18)	0%
101-10-1204	1090	MEDICAL INS - FT EMPLOYEES	7,299	55,680	9,966	17,085	18,628	(37,052)	-67%
101-10-1204	1090M	MEDICAL INS - MANAGEMENT	-	27,322	-	7,800	21,561	(5,761)	-21%
101-10-1204	1091	DENTAL INS - FT EMPLOYEES	942	4,438	1,335	2,288	3,387	(1,051)	-24%
101-10-1204	1092	VISION INS - FT EMPLOYEES	210	768	176	302	631	(137)	-18%
101-10-1204	1093	MEDICAL INS - PT EMPLOYEES	2,345	4,020	-	-	-	(4,020)	-100%
101-10-1204	1094	DENTAL INS - PT EMPL	681	1,318	-	-	-	(1,318)	-100%
101-10-1204	1095	MEDICAL INS - RETIREES	44,678	46,600	20,654	41,300	38,200	(8,400)	-18%
101-10-1204	1097	WORKER'S COMPENSATION	4,896	5,891	3,552	5,328	5,700	(191)	-3%
<b>PERSONNEL EXPENDITURES:</b>			<b>329,179</b>	<b>766,106</b>	<b>250,139</b>	<b>484,727</b>	<b>696,591</b>	<b>(69,514)</b>	<b>-9%</b>

# COMMUNICATIONS AND PUBLIC AFFAIRS

BUDGET UNIT	ACCT	DESCRIPTION	FY 21-22 ACTUAL	FY 22-23 BUDGET	FY 22-23 Actuals Thru 2/21/23	ESTIMATED ACTUAL FY 22-23	FY 23-24 BUDGET	BUDGET VARIANCE FY24 vs. FY23	%
101-10-1204	2050	PUBLICATIONS	2	500	90	500	500	-	0%
101-10-1204	2080	CONTRACT SVC/NON-CLASS	51,912	38,000	19,337	38,000	38,000	-	0%
101-10-1204	2081	CONTRACT SVC/SPECIAL STUDIES	72,000	108,000	45,000	108,000	108,000	-	0%
101-10-1204	2089	COMP SYST MAINT & SUPPORT	47,379	72,000	31,490	50,000	3,000	(69,000)	-96%
101-10-1204	2100	UTILITIES	473	945	184	450	500	(445)	-47%
101-10-1204	2110	CONFERENCES & MEETINGS	114	2,000	36	1,800	8,000	6,000	300%
101-10-1204	2111	MEMBERSHIPS	290	600	-	600	1,200	600	100%
101-10-1204	2130	OFFICE EQPT MTCE	219	900	126	600	1,860	960	107%
101-10-1204	2140	OFFICE SUPPLIES	4,790	5,000	1,558	2,700	5,300	300	6%
101-10-1204	2141	POSTAGE	146	2,500	111	150	2,500	-	0%
101-10-1204	2170	SPECIAL MAT'LS-SUPPLIES	11,347	10,000	5,243	10,000	11,000	1,000	10%
101-10-1204	2190	TELEPHONE & FAX	3,010	2,400	1,069	2,100	2,400	-	0%
101-10-1204	2230	PROGRAMS & ACTIVITIES	40,836	50,000	39,193	50,000	50,000	-	0%
101-10-1204	2240	DUPLICATING SERVICE CHARGE	2	400	3	200	400	-	0%
101-10-1204	2250	TRAINING	75	2,000	-	2,000	2,000	-	0%
101-10-1204	2262	COMMUNITY NEWSLETTER	122,710	120,000	88,004	120,000	128,000	8,000	7%
101-10-1204	2265	PUBLIC RELATIONS EXPENSE	8,222	10,000	72	2,000	13,000	3,000	30%
101-10-1204	2267	DEV'T & PROM / BUS PROMOTION	41,500	66,500	27,667	41,500	41,500	(25,000)	-38%
<b>OPERATING EXPENDITURES:</b>			<b>405,025</b>	<b>491,745</b>	<b>259,182</b>	<b>430,600</b>	<b>417,160</b>	<b>(74,585)</b>	<b>-15%</b>

# COMMUNICATIONS AND PUBLIC AFFAIRS

BUDGET UNIT	ACCT	DESCRIPTION	FY 21-22 ACTUAL	FY 22-23 BUDGET	FY 22-23 Actuals Thru 2/21/23	ESTIMATED ACTUAL FY 22-23	FY 23-24 BUDGET	BUDGET VARIANCE FY24 vs. FY23	%
101-10-1204	3860	C/O-OFFICE EQUIPMENT	6,723	-	9,489	9,489	-	-	-
101-10-1204	3870	C/O-FURNITURE & FIXTURE	-	18,600	-	18,600	-	(18,600)	-100%
CAPITAL OUTLAY EXPENDITURES:			6,723	18,600	9,489	28,089	-	(18,600)	-100%
101-10-1211	2230	PROGRAMS & ACTIVITIES	2,346	7,200	-	7,200	7,200	-	0%
TOTAL HOMETOWN HERO BANNER PROGRAM:			2,346	7,200	-	7,200	7,200	-	0%
101-10-1212	2230	PROGRAMS & ACTIVITIES	-	-	-	-	13,000	13,000	-
TOTAL COUNCIL REORGANIZATION EVENT:			-	-	-	-	13,000	13,000	-
GENERAL FUND - TOTAL:			743,274	1,283,651	518,810	950,617	1,133,951	(149,699)	-12%
745-10-1204	3860	C/O-OFFICE EQUIPMENT	-	18,600	-	-	-	(18,600)	-100%
TECHNOLOGY UPGRADE FUND TOTAL:			-	18,600	-	-	-	(18,600)	-100%
ALL FUNDS - TOTAL:			743,274	1,302,251	518,810	950,617	1,133,951	(168,299)	-13%

# MULTIMEDIA PRODUCTION

(1207)



## **Description of Activities**

Multimedia Production (formerly known as Cable Television Production), which is overseen by the Communications and Public Affairs Division, provides informational and promotional programming to the public through multimedia coverage of city events, including, but limited to City Council and Planning Commission meetings, social media, and other featured programming. Some productions air on the City's website, YouTube Channel and through local government access channels, Channel 03 for Charter Communications and Channel 32 for Verizon FiOS customers. Multimedia production staff also coordinates and schedules programming for the public access channel, Charter Channel 32/Verizon FiOS Channel 22.

## **Objectives**

- Utilize City media resources for improved communications and customer service.
- Create videos, long- and short-form, to improve engagement with city stakeholders.
- Post videos of select City events on relevant platforms, such as cable television channel and social media.
- Manage archived videos on multiple platforms, including the City website.
- Explore opportunities to expand City multimedia content to reach more internal and external stakeholders.



# MULTIMEDIA PRODUCTION

## ACTIVITY DETAIL

Account Number	Description	FY 23-24 COST
2080	Contract Services - Non-Classified: Technical maintenance/repair services	\$ 2,500
2170	Special Materials & Supplies: Cables, bulbs, studio maintenance supplies, live streaming, teleprompter	8,000

# MULTIMEDIA PRODUCTION

BUDGET UNIT	ACCT	DESCRIPTION	FY 21-22 ACTUAL	FY 22-23 BUDGET	FY 22-23 Actuals Thru 2/21/23	ESTIMATED ACTUAL FY 22-23	FY 23-24 BUDGET	BUDGET VARIANCE FY24 vs. FY23	%
101-10-1207	1020	SALARIES & WAGES	67,103	140,467	41,533	65,645	201,938	61,471	44%
101-10-1207	1030	PART TIME WAGES	73,817	112,680	45,952	72,629	82,317	(30,363)	-27%
101-10-1207	1040	OVERTIME SALARY & WAGES	5,644	3,800	6,758	10,682	3,800	-	0%
101-10-1207	1060	PAID SICK LEAVE	3,210	3,100	3,072	3,072	3,400	300	10%
101-10-1207	1065	ACCRUED PAID VACATION	5,136	5,200	-	5,400	5,600	400	8%
101-10-1207	1080	MEDICARE	2,216	3,846	1,388	2,283	4,307	461	12%
101-10-1207	1083	PERS - EMPLOYER PORTION	25,028	53,420	15,254	24,110	79,424	26,004	49%
101-10-1207	1085	LIFE INSURANCE	230	282	142	243	303	21	7%
101-10-1207	1088	L-T DISABILITY INSURANCE	530	1,418	326	559	2,039	621	44%
101-10-1207	1090	MEDICAL INS - FT EMPLOYEES	19,200	38,400	11,200	19,200	57,600	19,200	50%
101-10-1207	1091	DENTAL INS - FT EMPLOYEES	1,167	2,336	667	1,144	3,504	1,168	50%
101-10-1207	1092	VISION INS - FT EMPLOYEES	265	304	88	151	456	152	50%
101-10-1207	1094	DENTAL INS - PT EMPLOYEES	875	1,167	-	-	-	(1,167)	-100%
101-10-1207	1097	WORKER'S COMPENSATION	1,056	1,091	656	984	2,700	1,609	147%
<b>PERSONNEL EXPENDITURES:</b>			<b>205,478</b>	<b>367,512</b>	<b>127,036</b>	<b>206,101</b>	<b>447,388</b>	<b>79,877</b>	<b>22%</b>

# MULTIMEDIA PRODUCTION

BUDGET UNIT	ACCT	DESCRIPTION	FY 21-22 ACTUAL	FY 22-23 BUDGET	FY 22-23 Actuals Thru 2/21/23	ESTIMATED ACTUAL FY 22-23	FY 23-24 BUDGET	BUDGET VARIANCE FY24 vs. FY23	%
101-10-1207	2080	CONTRACT SVC/NON-CLASS	399	2,500	-	2,500	2,500	-	0%
101-10-1207	2100	UTILITIES	473	945	184	450	500	(445)	-47%
101-10-1207	2140	OFFICE SUPPLIES	176	250	94	250	250	-	0%
101-10-1207	2170	SPECIAL MAT'LS-SUPPLIES	7,462	6,000	4,650	6,000	8,000	2,000	33%
<b>OPERATING EXPENDITURES:</b>			<b>8,510</b>	<b>9,695</b>	<b>4,927</b>	<b>9,200</b>	<b>11,250</b>	<b>1,555</b>	<b>16%</b>
101-10-1207	3860	C/O-OFFICE EQUIPMENT	135,947	-	-	-	-	-	-
<b>CAPITAL OUTLAY EXPENDITURES:</b>			<b>135,947</b>	<b>-</b>	<b>-</b>	<b>-</b>	<b>-</b>	<b>-</b>	<b>-</b>
<b>GENERAL FUND - TOTAL:</b>			<b>349,934</b>	<b>377,207</b>	<b>131,963</b>	<b>215,301</b>	<b>458,638</b>	<b>81,432</b>	<b>22%</b>
<b>ALL FUNDS - TOTAL:</b>			<b>349,934</b>	<b>377,207</b>	<b>131,963</b>	<b>215,301</b>	<b>458,638</b>	<b>81,432</b>	<b>22%</b>



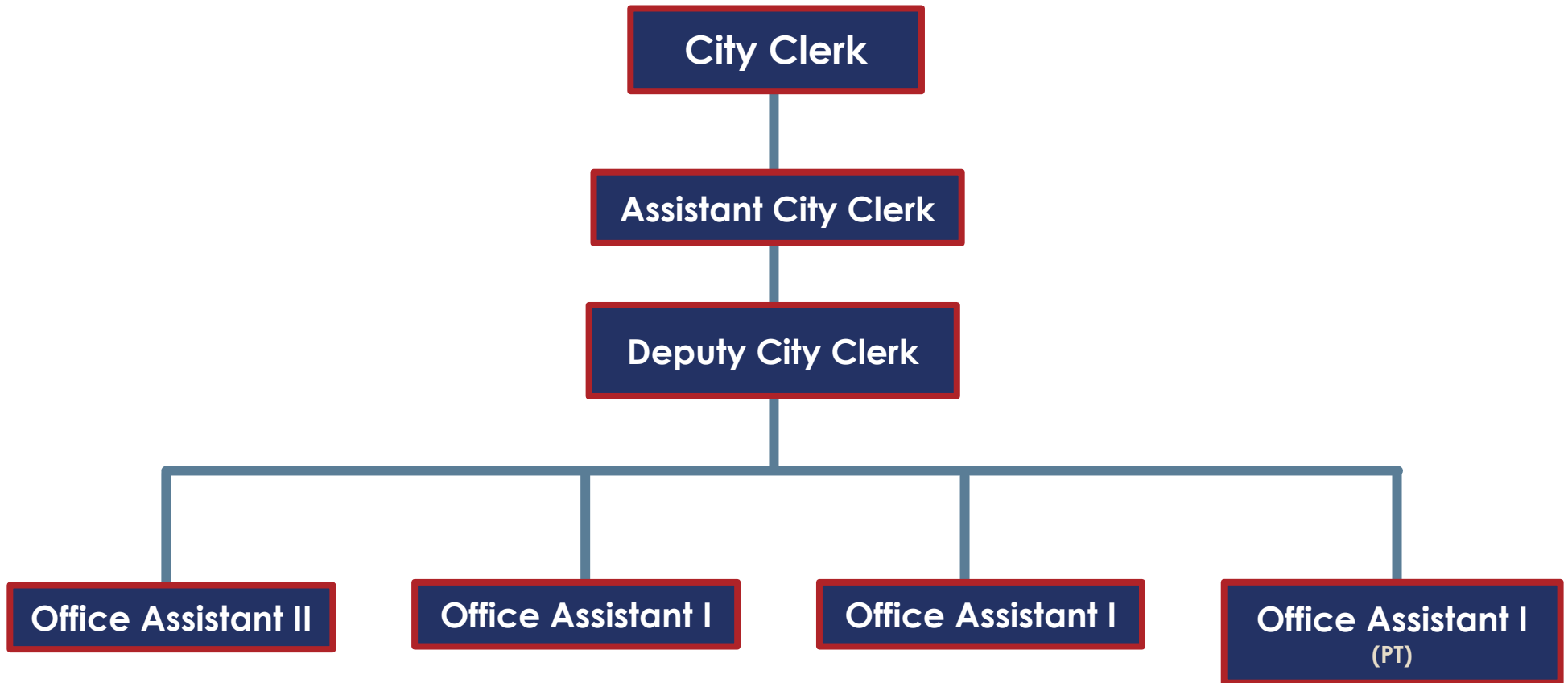
# CITY CLERK





# City Clerk

6 Full Time Staff, 1,040 Part Time Hours



## CITY OF NORWALK

### ALL FUNDS - FULL TIME POSITIONS AND PART TIME HOURS

Position Title	Budget FY 22-23		Budget FY 23-24		Variance FY'24 vs FY'23	
	Full Time Positions	Part Time Hours	Full Time Positions	Part Time Hours	Full Time Positions	Part Time Hours
City Clerk						
City Clerk	1	-	1	-	-	-
Assistant City Clerk	1	-	1	-	-	-
Deputy City Clerk	1	-	1	-	-	-
Office Assistant II	1	-	1	-	-	-
Office Assistant I	2	1,040	2	1,040	-	-
<b>Total</b>	<b>6</b>	<b>1,040</b>	<b>6</b>	<b>1,040</b>	-	-
<b>Total City Clerk</b>	<b>6</b>	<b>1,040</b>	<b>6</b>	<b>1,040</b>	-	-

# CITY CLERK

(1301)



## **Description of Activities**

The City Clerk is the local official who administers democratic processes, such as elections, access to city records and all legislative actions, ensuring transparency to the public. The City Clerk acts as a compliance officer for federal, state, and local statutes, including the Political Reform Act, the Brown Act, and the Public Records Act. The City Clerk's Department functions as a liaison to all other City Departments to facilitate City Council direction.

The Department is responsible for preparation of agendas and minutes for meetings of the City Council, Successor Agency to the Norwalk Redevelopment Agency, Oversight Board for the Successor Agency to the Norwalk Redevelopment Agency, Housing Authority, and Norwalk Community Facilities Financing Authority; and ensures completion of actions directed. The Department manages requests for public record information, certifies and distributes ordinances, resolutions, and other documents as appropriate and/or legally required, and manages contract execution and compliance with insurance requirements. The City's records management program is the responsibility of the City Clerk's Department including maintenance of central and legal files on- and off-site, and operation of the optical imaging/document management system. The Department publishes, mails, and posts legal notices, manages claims and lawsuits, and is responsible for the maintenance and distribution of the Norwalk Municipal Code. Pursuant to the Political Reform Act, the City Clerk serves as filing officer/official for Campaign Expenditure Statements filed by candidates in municipal elections and Statements of Economic Interests filed by public officials and designated employees. The City Clerk is responsible for the conduct of all municipal elections, and assists the Los Angeles County Registrar-Recorder with voter registration. The Department maintains rosters, agendas, minutes, attendance records, applications, and oaths for the City's Advisory Bodies. Other City Clerk Department functions include management of the Passport program, management of the City's Arts in Public Places Program, staff liaison for I-5 JPA, management of citywide duplication, mail services, and operation of the main City Hall switchboard, and execution of other vital documents.

## **Objectives**

- Monitor legislation beneficial to the City and work with the California City Clerk's Association and/or lobbyists and legislators when necessary on such legislation.
- Continue implementation of citywide records management program including procedures and forms for off-site storage and scheduled destruction. Plan and implement citywide "document destruction day(s)".
- Maintain the Norwalk Municipal Code with regular updates to the codifier and supplements.
- Provide information to City Council, City departments, and the public efficiently and courteously.



# CITY CLERK

## ACTIVITY DETAIL

Account Number	Description	FY 23-24 COST
2055	<b>Legal Advertising:</b> Public Notices as required by law	\$ 4,500
2080	<b>Contract Services - Non-Classified:</b>	<b>14,000</b>
	<i>Agenda display software</i>	3,500
	<i>Document destruction</i>	1,000
	<i>Maintenance of retention schedule &amp; update</i>	500
	<i>Document imaging project</i>	9,000
2089	<b>Computer System Maintenance &amp; Support:</b>	<b>64,500</b>
	<i>Legislative history software &amp; support</i>	2,000
	<i>Annual license fee for OnBase document imaging system</i>	42,000
	<i>E-filing FPPC forms</i>	7,000
	<i>Electronic document signature software</i>	3,500
	<i>Public Records Request management software</i>	10,000
2110	<b>Conferences &amp; Meetings:</b> California City Clerk Association annual conference or International Institute of Municipal Clerk annual conference, JPIA annual conference, and Southern California City Clerk Association bi-monthly meetings	<b>6,000</b>
2235	<b>Municipal Code Developments &amp; Update:</b> Maintain the Norwalk Municipal Code online and print annual update	<b>10,200</b>
745-3860	<b>Capital Outlay:</b> Replacement of Postage Machine (Asset No. 13648)	<b>21,650</b>

# CITY CLERK

BUDGET UNIT	ACCT	DESCRIPTION	FY 21-22 ACTUAL	FY 22-23 BUDGET	FY 22-23 Actuals Thru 2/21/23	ESTIMATED ACTUAL FY 22-23	FY 23-24 BUDGET	BUDGET VARIANCE FY24 vs. FY23	% Var
101-10-1301	1020	SALARIES & WAGES	497,065	516,788	254,881	402,851	522,336	5,548	1%
101-10-1301	1030	PART TIME WAGES	-	26,247	8,927	14,109	27,034	787	3%
101-10-1301	1040	OVERTIME SALARY & WAGES	-	-	78	123	-	-	-
101-10-1301	1049	BILINGUAL/CERTIFICATION PAY	4,558	5,200	2,333	3,687	4,550	(650)	-13%
101-10-1301	1052	AUTO ALLOWANCE	-	-	2,800	4,426	4,800	4,800	-
101-10-1301	1060	PAID SICK LEAVE	5,423	10,300	1,810	11,721	11,300	1,000	10%
101-10-1301	1065	ACCRUED PAID VACATION	23,402	14,800	-	23,400	28,400	13,600	92%
101-10-1301	1074	EMPLOYEE AWARDS	500	-	-	-	-	-	-
101-10-1301	1078	MANAGEMENT BENEFIT 401A	6,603	6,621	4,175	6,599	6,952	331	5%
101-10-1301	1080	MEDICARE	8,131	8,528	3,989	6,770	9,000	472	6%
101-10-1301	1081	MGMT BENEFIT/MEDICAL	15,360	14,420	8,351	13,199	15,299	879	6%
101-10-1301	1083	PERS - EMPLOYER PORTION	187,001	194,170	94,468	149,311	205,438	11,268	6%
101-10-1301	1085	LIFE INSURANCE	1,562	1,979	776	1,331	1,706	(273)	-14%
101-10-1301	1088	L-T DISABILITY INSURANCE	5,038	5,157	2,672	4,580	5,275	118	2%
101-10-1301	1090	MEDICAL INS - FT EMPLOYEES	66,305	67,115	27,060	46,389	66,246	(869)	-1%
101-10-1301	1091	DENTAL INS - FT EMPLOYEES	6,906	6,949	3,336	5,719	6,949	-	0%
101-10-1301	1092	VISION INS - FT EMPLOYEES	1,107	1,105	565	968	1,105	-	0%
101-10-1301	1095	MEDICAL INS - RETIREES	26,197	27,700	10,491	21,000	23,700	(4,000)	-14%
101-10-1301	1097	WORKER'S COMPENSATION	10,752	11,376	6,864	10,296	10,500	(876)	-8%
<b>PERSONNEL EXPENDITURES:</b>			<b>865,911</b>	<b>918,455</b>	<b>433,575</b>	<b>726,479</b>	<b>950,590</b>	<b>32,135</b>	<b>3%</b>

# CITY CLERK

BUDGET UNIT	ACCT	DESCRIPTION	FY 21-22 ACTUAL	FY 22-23 BUDGET	FY 22-23 Actuals Thru 2/21/23	ESTIMATED ACTUAL FY 22-23	FY 23-24 BUDGET	BUDGET VARIANCE FY24 vs. FY23	% Var
101-10-1301	2050	PUBLICATIONS	205	500	142	500	500	-	0%
101-10-1301	2055	LEGAL ADVERTISING	3,649	4,000	1,998	4,000	4,500	500	13%
101-10-1301	2080	CONTRACT SVC/NON-CLASS	42,570	7,100	2,550	7,000	14,000	6,900	97%
101-10-1301	2083	CONTRACT SVC/OTHER	-	-	8,963	36,600	-	-	-
101-10-1301	2089	COMP SYST MAINT & SUPPORT	-	53,000	42,897	43,000	64,500	11,500	22%
101-10-1301	2110	CONFERENCES & MEETINGS	1,784	6,000	469	2,000	6,000	-	0%
101-10-1301	2111	MEMBERSHIPS	705	1,000	-	500	600	(400)	-40%
101-10-1301	2130	OFFICE EQPT MTCE	1,206	700	355	1,970	2,120	1,420	203%
101-10-1301	2140	OFFICE SUPPLIES	4,600	4,500	979	4,500	2,500	(2,000)	-44%
101-10-1301	2141	POSTAGE	1,314	2,000	523	1,300	1,500	(500)	-25%
101-10-1301	2142	POSTAGE FEE - CITY WIDE	1,912	2,000	1,467	2,400	2,000	-	0%
101-10-1301	2150	RENTAL EXPENSE	1,095	1,100	814	1,100	1,100	-	0%
101-10-1301	2151	EQUIPMENT LEASE	9,155	9,600	6,935	9,250	9,400	(200)	-2%
101-10-1301	2190	TELEPHONE & FAX	2,387	4,100	1,178	2,800	4,100	-	0%
101-10-1301	2220	VEHICLE MTCE & SUPPLIES	3,668	4,400	1,234	1,234	-	(4,400)	-100%
101-10-1301	2225	VEHICLE MTCE - LEASED VEH	-	180	-	-	-	(180)	-100%
101-10-1301	2235	MUNICIPAL CODE MAINTENANCE	10,145	4,900	742	5,000	10,200	5,300	108%
101-10-1301	2240	DUPLICATING SERVICE CHARGE	2,790	3,000	1,240	2,000	2,000	(1,000)	-33%
101-10-1301	2241	DUPLICATION & MAIL ROOM SUPPLIES	4,147	3,000	2,005	2,500	3,000	-	0%
101-10-1301	2250	TRAINING EXPENSE	2,125	3,000	2,337	2,500	11,400	8,400	280%
<b>OPERATING EXPENDITURES:</b>			<b>93,455</b>	<b>114,080</b>	<b>76,829</b>	<b>130,154</b>	<b>139,420</b>	<b>25,340</b>	<b>22%</b>
101-10-1301	3999	INTER-DEPT TXFR/DUPLICATION	(23,876)	(40,000)	(12,716)	(30,000)	(30,000)	10,000	-25%
<b>CAPITAL OUTLAY EXPENDITURES:</b>			<b>(23,876)</b>	<b>(40,000)</b>	<b>(12,716)</b>	<b>(30,000)</b>	<b>(30,000)</b>	<b>10,000</b>	<b>-25%</b>

# CITY CLERK

BUDGET UNIT	ACCT	DESCRIPTION	FY 21-22 ACTUAL	FY 22-23 BUDGET	FY 22-23 Actuals Thru 2/21/23	ESTIMATED ACTUAL FY 22-23	FY 23-24 BUDGET	BUDGET VARIANCE FY24 vs. FY23	% Var
<b>PASSPORT SERVICES:</b>									
101-10-1303	2080	CONTRACT SVC/NON-CLASS	900	900	-	900	900	-	0%
101-10-1303	2140	OFFICE SUPPLIES	274	500	(32)	100	300	(200)	-40%
101-10-1303	2141	POSTAGE	3,516	3,500	1,616	2,500	2,500	(1,000)	-29%
101-10-1303	2143	PASSPORT SUPPLIES	35	-	-	-	-	-	-
101-10-1303	2240	DUPLICATING/LAMINATION	36	50	33	50	50	-	0%
<b>OPERATING EXPENDITURES:</b>			<b>4,761</b>	<b>4,950</b>	<b>1,616</b>	<b>3,550</b>	<b>3,750</b>	<b>(1,200)</b>	<b>-24%</b>
<b>GENERAL FUND - TOTAL:</b>			<b>940,250</b>	<b>997,485</b>	<b>499,304</b>	<b>830,184</b>	<b>1,063,760</b>	<b>66,274.83</b>	<b>7%</b>
745-10-1301	3860	C/O-OFFICE EQUIPMENT	-	-	1,236	1,300	21,650	21,650	-
<b>TECHNOLOGY UPGRADE FUND TOTAL:</b>			<b>-</b>	<b>-</b>	<b>1,236</b>	<b>1,300</b>	<b>21,650</b>	<b>21,650</b>	<b>-</b>
<b>ALL FUNDS - TOTAL:</b>			<b>940,250</b>	<b>997,485</b>	<b>500,540</b>	<b>831,484</b>	<b>1,085,410</b>	<b>87,925</b>	<b>9%</b>

# ELECTIONS

BUDGET UNIT	ACCT	DESCRIPTION	FY 21-22 ACTUAL	FY 22-23 BUDGET	FY 22-23 Actuals Thru 2/21/23	ESTIMATED ACTUAL FY 22-23	FY 23-24 BUDGET	BUDGET VARIANCE FY24 vs. FY23	% Var
101-10-1302	2055	LEGAL ADVERTISING	1,501	2,500	1,080	1,080	-	(2,500)	-100%
101-10-1302	2079	CONTRACT SVC / TRANSLATION	750	-	531	531	-	-	-
101-10-1302	2080	CONTRACT SVC/NON-CLASS	19,799	200,000	-	200,000	-	(200,000)	-100%
101-10-1302	2140	OFFICE SUPPLIES	(9)	400	(20)	-	-	(400)	-100%
101-10-1302	2141	POSTAGE	-	10,000	30	30	-	(10,000)	-100%
101-10-1302	2410	ELECTION EXPENSE	348	600	129	129	-	(600)	-100%
OPERATING EXPENDITURES:			22,388	213,500	1,749	201,769	-	(213,500)	-100%
ALL FUNDS - TOTAL:			22,388	213,500	1,749	201,769	-	(213,500)	-100%

12700 NORWALK CITY HALL

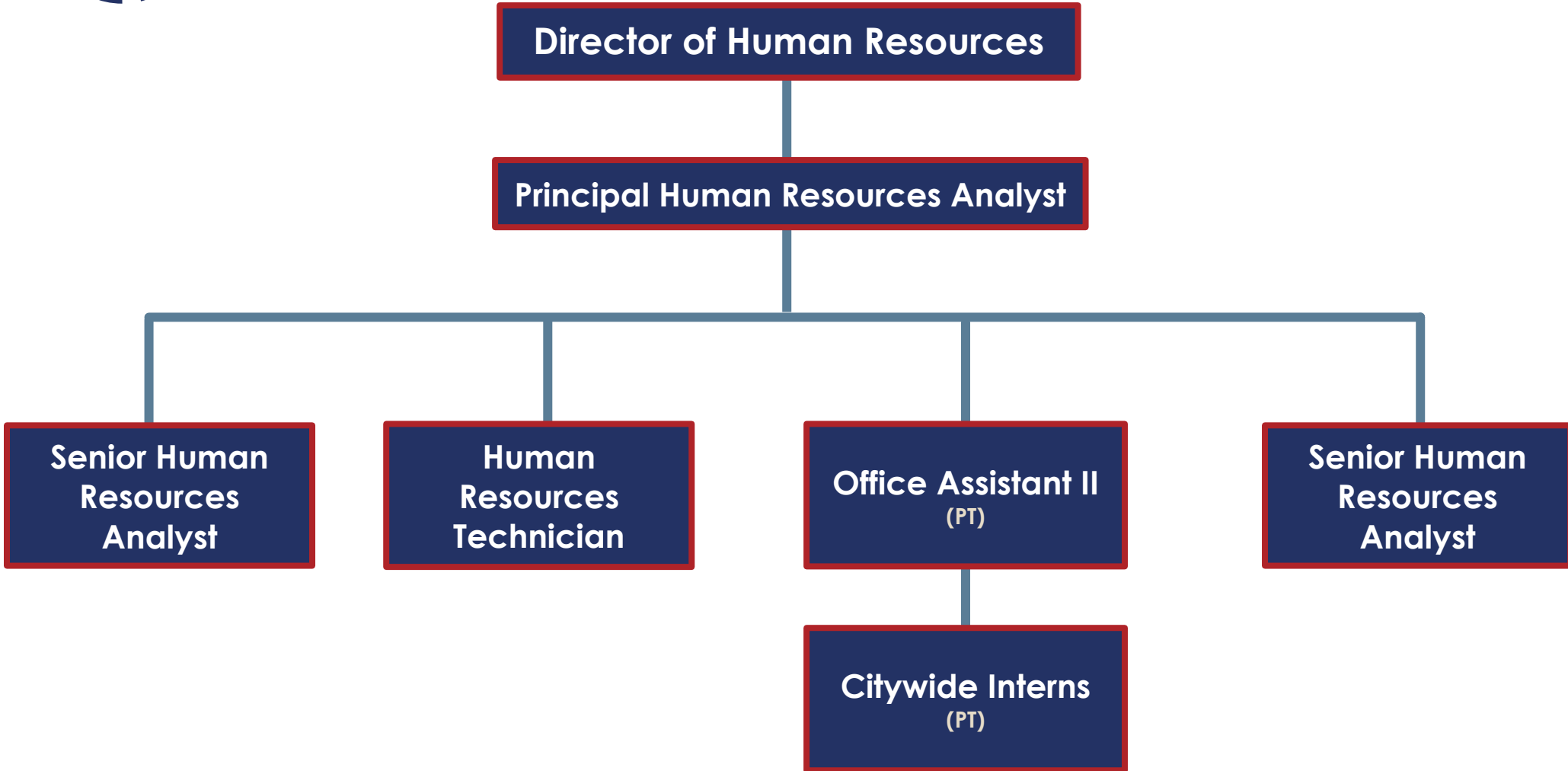
# HUMAN RESOURCES





# Human Resources

5 Full Time Staff, 4,260 Part Time Hours



## CITY OF NORWALK

### ALL FUNDS - FULL TIME POSITIONS AND PART TIME HOURS

Position Title	Budget FY 22-23		Budget FY 23-24		Variance FY'24 vs FY'23	
	Full Time Positions	Part Time Hours	Full Time Positions	Part Time Hours	Full Time Positions	Part Time Hours
Human Resources						
Director of Human Resources/Risk Manager	1	-	1	-	-	-
Principal Human Resources Analyst	1	-	1	-	-	-
Sr. Human Resources Analyst	2	-	2	-	-	-
Human Resources Technician	1	-	1	-	-	-
Office Assistant II	-	1,560	-	1,560	-	-
City Wide Interns	-	2,700	-	2,700	-	-
Total Human Resources	5	4,260	5	4,260	-	-

# HUMAN RESOURCES

(1401)



## Description of Activities

The Department of Human Resources and Risk Management strives to provide quality personnel services to internal and external customers, adhere to equitable and ethical personnel standards, and effectively manage risks to the City.

The Department provides centralized support to the City's management staff, employees, the public, and the City Council in the areas of labor and employee relations, recruitment and selection, employee benefits administration, employee training and development, health and safety as well as compensation, and classification. The Department also administers the City's Risk Management program including Worker's Compensation and General Liability programs.

Human Resources is also dedicated to promoting professional growth and enhancing employee morale through its "Elevate Norwalk" program which provides citywide training and resources that foster staff development. The goal of the program is to prioritize the well-being and development of Norwalk employees which in turn enhances the City's commitment to making Norwalk a great place to live and work.

# HUMAN RESOURCES

(1401)



## Objectives

- Review and update the City's Personnel Rules and Regulations.
- Assess and implement necessary changes to the City's risk management program and related functions.
- Assess and implement necessary changes to Human Resources administrative policies and procedures.
- Effectively administer provisions of labor agreements between the City and its bargaining units.
- Build effective and positive employee/labor relations.
- Create a Succession Plan to assess training needs and workforce development.
- Working with the City's management team, develop strategies to help reduce frequency and severity of on-the-job injuries, work-hours lost, and exposure to financial loss by identifying risks, closely monitoring workers' compensation claims, and expanding the citywide safety program.
- Conduct Employee Engagement Surveys.



# HUMAN RESOURCES

## ACTIVITY DETAIL

Account Number	Description	FY 23-24 COST
<b>2080</b>	<b>Contract Services - Non-Classified:</b>	<b>\$ 40,000</b>
	<i>Employee Assistance Program</i>	<i>15,000</i>
	<i>Recruitment testing services</i>	<i>3,000</i>
	<i>Reasonable accommodation assessments</i>	<i>2,000</i>
	<i>Cal OSHA compliance</i>	<i>5,000</i>
	<i>Ergonomic evaluations</i>	<i>5,000</i>
	<i>City Manager contract evaluation</i>	<i>10,000</i>
<b>2086</b>	<b>Contract Services - Legal:</b>	<b>75,000</b>
	Employment and labor attorney services	
<b>2089</b>	<b>Computer System Maintenance &amp; Support:</b>	<b>40,000</b>
	<i>NEOGOV - Performance Evaluation Module</i>	<i>17,000</i>
	<i>NEOGOV - Applicant tracking system</i>	<i>23,000</i>
<b>2161</b>	<b>Administrative Cost:</b>	<b>12,000</b>
	Administrative cost charged by PERS for Health Care	
<b>2111</b>	<b>Memberships:</b>	<b>5,500</b>
	<i>Labor Consortium</i>	<i>5,000</i>
	<i>Municipal Management Association of Southern California</i>	<i>500</i>



# HUMAN RESOURCES

## ACTIVITY DETAIL

Account Number	Description	FY 23-24 COST
2230	<b>Programs &amp; Activities:</b>	<b>50,000</b>
	<i>Employee service awards</i>	18,000
	<i>Employee recognition activities</i>	25,000
	<i>Employee Halloween Luncheon</i>	4,000
	<i>Retirement presentations</i>	2,500
	<i>Safety Committee events</i>	500
2450	<b>Liability, Fire &amp; Other Insurance:</b> General liability insurance (including retrospective balance adjustments), all-risk property insurance, and fidelity bond	<b>894,200</b>
2452	<b>Employment Screenings:</b>	<b>20,000</b>
	<i>Pre-employment physical examinations</i>	10,000
	<i>Department of Justice background screenings</i>	10,000
3860	<b>Capital Outlay - Office Equipment :</b> Ergonomic Office Equipment	<b>4,800</b>

# HUMAN RESOURCES

BUDGET UNIT	ACCT	DESCRIPTION	FY 21-22 ACTUAL	FY 22-23 BUDGET	FY 22-23 Actuals Thru 2/21/23	ESTIMATED ACTUAL FY 22-23	FY 23-24 BUDGET	BUDGET VARIANCE FY24 vs. FY23	%
101-10-1401	1020	SALARIES & WAGES	427,582	462,933	278,087	439,529	508,299	45,366	10%
101-10-1401	1030	PART TIME WAGES	22,273	94,074	15,158	23,958	96,929	2,855	3%
101-10-1401	1049	BILINGUAL/CERTIFICATION PAY	2,901	2,925	1,610	2,545	2,925	-	0%
101-10-1401	1052	AUTO ALLOWANCE	4,800	4,800	2,800	4,800	4,800	-	0%
101-10-1401	1060	PAID SICK LEAVE	1,419	1,900	1,499	1,499	2,100	200	11%
101-10-1401	1065	ACCRUED PAID VACATION	7,283	9,600	-	15,900	20,300	10,700	111%
101-10-1401	1074	EMPLOYEE AWARDS	-	5,000	-	-	-	(5,000)	-100%
101-10-1401	1078	MANAGEMENT BENEFIT 401A	5,835	6,401	3,976	6,284	7,318	917	14%
101-10-1401	1080	MEDICARE	6,102	7,569	3,919	7,170	8,290	721	10%
101-10-1401	1081	MGMT BENEFIT/MEDICAL	4,425	3,501	1,944	3,072	3,861	360	10%
101-10-1401	1083	PERS - EMPLOYER PORTION	160,399	176,056	102,634	162,217	199,917	23,861	14%
101-10-1401	1083D	PERS - PENSION DEPOSIT	1,000,000	1,000,000	1,000,000	1,000,000	1,000,000	-	0%
101-10-1401	1085	LIFE INSURANCE	1,067	1,407	675	1,157	1,569	162	12%
101-10-1401	1088	L-T DISABILITY INSURANCE	3,628	4,676	2,342	4,015	5,134	458	10%
101-10-1401	1090	MEDICAL INS - FT EMPLOYEES	61,771	63,127	36,553	62,662	66,055	2,928	5%
101-10-1401	1090M	MEDICAL INS - MANAGEMENT	21,808	23,356	13,281	22,768	24,487	1,131	5%
101-10-1401	1091	DENTAL INS - FT EMPLOYEES	4,881	5,256	3,003	5,147	5,256	-	0%
101-10-1401	1092	VISION INS - FT EMPLOYEES	892	896	521	892	896	-	0%
101-10-1401	1095	MEDICAL INS - RETIREES	67,170	65,500	30,143	60,300	73,400	7,900	12%
101-10-1401	1096	UNEMPLOYMENT INSURANCE	924	-	-	-	-	-	-
101-10-1401	1097	WORKER'S COMPENSATION	11,244	8,211	4,960	7,440	7,400	(811)	-10%
101-10-1401	1099	RETIREE-RPLMT BENEFIT PLN	17,363	13,000	9,601	20,139	15,000	2,000	15%
<b>PERSONNEL EXPENDITURES:</b>			<b>1,833,668</b>	<b>1,960,188</b>	<b>1,512,704</b>	<b>1,851,496</b>	<b>2,053,936</b>	<b>93,748</b>	<b>5%</b>

# HUMAN RESOURCES

BUDGET UNIT	ACCT	DESCRIPTION	FY 21-22 ACTUAL	FY 22-23 BUDGET	FY 22-23 Actuals Thru 2/21/23	ESTIMATED ACTUAL FY 22-23	FY 23-24 BUDGET	BUDGET VARIANCE FY24 vs. FY23	%
101-10-1401	2050	PUBLICATIONS	1,001	1,000	-	1,000	1,000	-	0%
101-10-1401	2056	CLASSIFIED ADVERTISING	1,067	6,500	997	6,500	6,500	-	0%
101-10-1401	2080	CONTRACT SVC/NON-CLASS	68,801	37,000	9,633	37,000	40,000	3,000	8%
101-10-1401	2086	CONTRACT SVC - LEGAL	-	75,000	1,540	75,000	75,000	-	0%
101-10-1401	2089	COMP SYST MAINT & SUPPORT	15,269	39,000	37,220	39,000	40,000	1,000	3%
101-10-1401	2110	CONFERENCES & MEETINGS	243	5,000	2,883	3,000	5,000	-	0%
101-10-1401	2111	MEMBERSHIPS	340	5,500	1,583	5,500	5,500	-	0%
101-10-1401	2130	OFFICE EQPT MTCE	2,006	2,000	1,084	5,100	5,190	3,190	160%
101-10-1401	2140	OFFICE SUPPLIES	6,897	3,200	2,732	3,200	3,200	-	0%
101-10-1401	2141	POSTAGE	1,017	3,000	755	3,000	3,000	-	0%
101-10-1401	2161	ADMINISTRATIVE COSTS	7,829	-	6,076	10,800	12,000	12,000	-
101-10-1401	2170	SPECIAL MAT'LS-SUPPLIES	211	-	-	-	-	-	-
101-10-1401	2190	TELEPHONE & FAX	2,378	4,000	1,020	2,000	4,000	-	0%
101-10-1401	2220	VEHICLE MTCE & SUPPLIES	2,370	1,300	1,009	1,558	1,636	336	26%
101-10-1401	2225	VEHICLE MTCE - LEASED VEH	-	-	-	78	471	471	-
101-10-1401	2230	PROGRAMS & ACTIVITIES	44,610	50,000	45,816	50,000	50,000	-	0%
101-10-1401	2240	DUPLICATING SERVICE CHG	3,785	2,400	862	2,400	2,400	-	0%
101-10-1401	2250	TRAINING EXPENSE	690	15,000	7,088	15,000	15,000	-	0%
101-10-1401	2251	TUITION - GENERAL UNIT	7,974	13,000	1,707	13,000	13,000	-	0%

# HUMAN RESOURCES

BUDGET UNIT	ACCT	DESCRIPTION	FY 21-22 ACTUAL	FY 22-23 BUDGET	FY 22-23 Actuals Thru 2/21/23	ESTIMATED ACTUAL FY 22-23	FY 23-24 BUDGET	BUDGET VARIANCE FY24 vs. FY23	%
101-10-1401	2251M	TUITION- MANGEMENT	-	12,000	-	12,000	12,000	-	0%
101-10-1401	2252	INTERVIEW EXPENSE	5,802	10,000	4,758	10,000	10,000	-	0%
101-10-1401	2450	LIAB, FIRE & OTHERS INS.	915,961	925,100	924,698	924,342	894,200	(30,900)	-3%
101-10-1401	2452	EMPLOYMENT SCREENING	15,616	10,000	8,476	20,000	20,000	10,000	100%
101-10-1401	2455	PHYSICAL EXAMS	7,100	3,500	2,283	4,000	4,000	500	14%
101-10-1401	2144	EMPLOYEE LIFE CELEBRATIONS	-	-	-	-	2,000	2,000	-
<b>OPERATING EXPENDITURES:</b>			<b>1,110,966</b>	<b>1,223,500</b>	<b>1,062,218</b>	<b>1,243,478</b>	<b>1,225,097</b>	<b>1,597</b>	<b>0%</b>
101-10-1401	3860	C/O-OFFICE EQUIPMENT	-	6,800	390	6,800	4,800	(2,000)	-29%
101-10-1401	3870	C/O-FURNITURE & FIXTURE	6,121	-	-	-	-	-	-
<b>CAPITAL OUTLAY EXPENDITURES:</b>			<b>6,121</b>	<b>6,800</b>	<b>390</b>	<b>6,800</b>	<b>4,800</b>	<b>(2,000)</b>	<b>-29%</b>

# HUMAN RESOURCES

BUDGET UNIT	ACCT	DESCRIPTION	FY 21-22 ACTUAL	FY 22-23 BUDGET	FY 22-23 Actuals Thru 2/21/23	ESTIMATED ACTUAL FY 22-23	FY 23-24 BUDGET	BUDGET VARIANCE FY24 vs. FY23	%
<b>ELEVATE NORWALK</b>									
101-10-1403	2170	SPECIAL MAT'LS-SUPPLIES	3,217	5,000	82	5,000	5,000	-	0%
101-10-1403	2230	PROGRAMS & ACTIVITIES	213	10,000	859	10,000	10,000	-	0%
101-10-1403	2250	TRAINING EXPENSE	50,575	78,750	-	78,750	78,750	-	0%
OPERATING EXPENDITURES:			54,005	93,750	940	93,750	93,750	-	0%
GENERAL FUND - TOTAL:			3,004,760	3,284,238	2,576,253	3,195,524	3,377,583	93,345.21	3%
746-10-1401	2152	VEHICLE LEASE	-	3,928	-	1,210	7,258	3,330	85%
VEHICLE & EQUIPMENT REPLACEMENT FUND - TOTAL:			-	3,928	-	1,210	7,258	3,330	85%
101-10-1401	1098	OPEB-FUTURE RETIREES -FT	2,200,000	1,500,000	-	1,500,000	1,500,000	-	0%
OPEB IRREVOCABLE TRUST FUND - TOTAL:			2,200,000	1,500,000	-	1,500,000	1,500,000	-	0%
ALL FUNDS - TOTAL:			5,204,760	4,792,094	2,576,253	4,696,734	4,884,841	96,675	2%

# EMPLOYEE BENEFITS

BUDGET UNIT	ACCT	DESCRIPTION	FY 21-22 ACTUAL	FY 22-23 BUDGET	FY 22-23 Actuals Thru 2/21/23	ESTIMATED ACTUAL FY 22-23	FY 23-24 BUDGET	BUDGET VARIANCE FY24 vs. FY23	%
735-10-1402	2421	LIFE INSURANCE	43,570	61,155	3,262	42,249	55,734	(5,421)	-9%
735-10-1402	2422	DISABILITY INSURANCE	146,510	215,480	94,526	159,054	244,097	28,617	13%
735-10-1402	2424	UNEMPLOYMENT INSURANCE	6,970	70,000	17,877	39,148	90,000	20,000	29%
735-10-1402	2425	VISION INSURANCE- PT	6,880	8,618	3,969	42,238	6,653	(1,965)	-23%
735-10-1402	2426	VISION INSURANCE	43,148	42,847	21,594	43,366	44,255	1,408	3%
735-10-1402	2427	MEDICARE COVERAGE	364,525	422,669	240,142	381,733	381,657	(41,012)	-10%
735-10-1402	2428	COUNCIL'S CONTRIBUTIONS	70,766	41,066	39,656	66,766	58,500	17,434	42%
735-10-1402	2430	WORKER'S COMPENSATION	1,600,507	1,769,628	1,601,732	1,592,751	1,675,914	(93,714)	-5%
735-10-1402	2431	MEDICAL INSURANCE - FT	2,964,903	3,867,175	1,725,468	3,188,242	4,471,614	604,439	16%
735-10-1402	2432	MEDICAL INSURANCE - PT	132,989	201,000	76,009	121,656	96,480	(104,520)	-52%
735-10-1402	2433	MEDICAL INSURANCE - RETIREES	1,903,391	1,989,400	1,122,573	1,923,300	2,081,700	92,300	5%
735-10-1402	2434	DENTAL INSURANCE - FT	221,441	292,613	128,628	217,966	299,032	6,419	2%
735-10-1402	2435	DENTAL INSURANCE - PT	35,945	72,369	25,024	42,238	40,073	(32,296)	-45%
735-10-1402	2436	MEDICAL INS - OPEB	2,826,000	2,826,000	-	2,826,000	2,590,100	(235,900)	-8%
735-10-1402	2440	RETIREMENT CONTRIBUTION	7,698,340	8,113,912	4,427,756	7,768,213	10,506,065	2,392,153	29%
735-10-1402	2444	401A CONTRIBUTIONS	112,579	189,495	77,730	120,623	146,285	(43,210)	-23%
<b>EMPLOYEE BENEFIT FUND TOTAL:</b>			<b>18,178,463</b>	<b>20,183,427</b>	<b>9,605,947</b>	<b>18,575,543</b>	<b>22,788,159</b>	<b>2,604,732</b>	<b>13%</b>
135-10-1402	2161	115 TRUST- PENSION ADMIN COST	23,693	20,500	9,177	18,354	20,000	(500)	-2%
935-10-1402	2161	115 TRUST - OPEB ADMIN COST	71,547	62,000	28,258	56,516	60,000	(2,000)	-3%
<b>OTHER POST EMPLOYMENT BENEFITS FUND TOTAL:</b>			<b>95,241</b>	<b>82,500</b>	<b>37,435</b>	<b>74,871</b>	<b>80,000</b>	<b>(2,500)</b>	<b>-3%</b>



# FINANCE





# Finance

15 Full Time Staff, 1,820 Part Time Hours

**Finance Director/ City Treasurer**

**Controller/ Deputy Treasurer**

**Senior Management Analyst**  
(ARPA)

**Senior Accountant**

**Senior Accountant**

**Financial Analyst**

**Account Clerk III**

**Account Clerk III**

**Financial Analyst**

**Account Clerk III**

**Account Clerk II**

**Account Clerk II**

**Account Clerk III**

**Account Clerk II (PT)**

**Account Clerk II**

**Account Clerk II**

## CITY OF NORWALK

### ALL FUNDS - FULL TIME POSITIONS AND PART TIME HOURS

Position Title	Budget FY 22-23		Budget FY 23-24		Variance FY'24 vs FY'23	
	Full Time Positions	Part Time Hours	Full Time Positions	Part Time Hours	Full Time Positions	Part Time Hours
Finance						
Director of Finance/City Treasurer	1	-	1	-	-	-
Controller/Deputy Treasurer	1	-	1	-	-	-
Sr. Management Analyst - <i>ARPA</i>	1	-	1	-	-	-
Senior Accountant	2	-	2	-	-	-
Financial Analyst	2	-	2	-	-	-
Account Clerk III	4	-	4	-	-	-
Account Clerk II	4	1,820	4	1,820	-	-
Total Finance	15	1,820	15	1,820	-	-

# FINANCE

(1501)



## Description of Activities

The purpose of Finance is to protect the City's financial assets, ensure the annual budget is properly implemented, and all the transactions are accurately recorded and reported. Finance is responsible for implementing effective financial planning, reporting and accounting, treasury management, debt administration, payroll, financial reporting, and purchasing functions. The department also administers utility billing, business, and animal licensing. The department serves the public, and provides support to all City departments to achieve their objectives and ensure the City's long-term financial health.

## Objectives

- Assure completion and adoption of balanced City budget by June 30
- Prepare Annual Comprehensive Financial Report (ACFR) in compliance with audit standards
- Prepare and publish quarterly financial reports
- Continue implementing goals and objectives:
  - *Long-term financial forecasting*
  - *Customer service and professional growth training*
- Evaluate strategies to manage the rising pension costs and possible funding options of the unfunded pension liabilities
- Evaluate and update fiscal policies and procedures
- Full canvass of animal licenses
- Fee Study and Cost Allocation Study



# FINANCE

## ACTIVITY DETAIL

Account Number	Description	FY 23-24 COST
2050	<b>Publications:</b> Subscriptions to the California Municipal Statistics, ACFR filing fee, State Controller's Audit Confirmation fee, The Kiplinger Letter, and financial guideline updates	\$ 2,500
2080	<b>Contract Services - Non-Classified:</b>	118,400
	<i>Cash carrier</i>	9,600
	<i>Property tax and sales tax related estimates &amp; reports</i>	55,000
	<i>Utility user and franchise tax compliance audits &amp; reports</i>	29,000
	<i>Cost recovery of State Mandates</i>	13,700
	<i>Pension Obligations Actuarial Study - GASB 68</i>	2,700
	<i>Post employment benefits - GASB 75 &amp; GASB 68</i>	8,400
2081	<b>Contract Services - Special Study:</b> Fee Study and Cost Allocation Plan (carry-over)	70,000
2084	<b>Contract Services - Animal Control:</b> Animal Control (annual services, full canvass); expenses relating to animal licensing	659,900
2089	<b>Computer System Maintenance &amp; Support:</b>	225,050
	<i>Financial accounting, billing, and reporting systems maintenance</i>	160,550
	<i>Payment processing portal</i>	27,000
	<i>Long term costing modules for post employment liabilities</i>	17,500
	<i>GASB 87 &amp; 96 compliance software</i>	20,000



# FINANCE

## ACTIVITY DETAIL

Account Number	Description	FY 23-24 COST
2110	<b>Conferences &amp; Meetings:</b> California Society of Municipal Finance Officers (CSMFO), California Revenue Business Tax Association (CMRTA), California Association of Public Purchasing Officers (CAPPO), JPIA annual conference, and local meetings	<b>10,300</b>
2111	<b>Memberships:</b>  <i>Government Finance Officers Association</i> <i>California Society of Municipal Finance Officers</i> <i>California Municipal Revenue Tax Association</i> <i>California Association of Public Purchasing Officials</i> <i>COSTCO</i>	<b>1,800</b>  900 600 100 100 100
2400	<b>Audit Fees:</b> Audit contract with independent accountants for City audit requirements	<b>60,000</b>
2609	<b>Los Angeles County Administrative Cost:</b> Property tax administrative cost	<b>4,400</b>
745-3860	<b>Capital Outlay - Office Equipment:</b> Copier/scanner - replace ( Asset no. 12936 )	<b>3,000</b>
746-2152	<b>Vehicle Lease:</b> Annual lease payment for (1) vehicle	<b>7,258</b>

# FINANCE

BUDGET UNIT	ACCT	DESCRIPTION	FY 21-22 ACTUAL	FY 22-23 BUDGET	FY 22-23 Actuals Thru 2/21/23	ESTIMATED ACTUAL FY 22-23	FY 23-24 BUDGET	BUDGET VARIANCE FY24 vs. FY23	%
101-10-1501	1020	SALARIES & WAGES	614,209	875,839	534,538	844,863	910,692	34,853	4%
101-10-1501	1030	PART TIME WAGES	73,042	52,004	13,485	21,314	53,564	1,560	3%
101-10-1501	1048	MEDICAL OPT-OUT-GEN. UNIT	21,156	21,168	16,623	28,496	30,240	9,072	43%
101-10-1501	1049	BILINGUAL/CERTIFICATION PAY	3,574	3,205	2,633	4,162	4,089	884	28%
101-10-1501	1052	AUTO ALLOWANCE	2,738	3,222	1,619	2,775	6,504	3,282	102%
101-10-1501	1060	PAID SICK LEAVE	8,237	7,300	2,182	7,764	7,900	600	8%
101-10-1501	1065	ACCRUED PAID VACATION	22,401	14,300	-	27,500	33,500	19,200	134%
101-10-1501	1070	PAID SICK LEAVE ON TERMIN	190	-	-	-	-	-	-
101-10-1501	1078	MANAGEMENT BENEFIT 401A	5,168	5,772	3,250	5,137	6,061	289	5%
101-10-1501	1080	MEDICARE	10,925	14,430	8,310	13,659	15,452	1,023	7%
101-10-1501	1081	MGMT BENEFIT/MEDICAL	11,692	12,308	6,300	9,957	13,125	817	7%
101-10-1501	1083	PERS - EMPLOYER PORTION	230,160	333,707	197,218	311,712	358,182	24,475	7%
101-10-1501	1085	LIFE INSURANCE	1,252	3,047	1,043	1,787	2,632	(415)	-14%
101-10-1501	1088	L-T DISABILITY INSURANCE	5,277	8,845	4,546	7,793	9,197	352	4%
101-10-1501	1090	MEDICAL INS - FT EMPLOYEES	69,015	124,893	63,795	109,363	96,726	(28,167)	-23%
101-10-1501	1090M	MEDICAL INS - MANAGEMENT	9,552	10,600	5,916	10,142	11,114	514	5%
101-10-1501	1091	DENTAL INS - FT EMPLOYEES	5,914	9,365	4,915	8,427	7,976	(1,389)	-15%
101-10-1501	1092	VISION INS - FT EMPLOYEES	1,301	1,465	810	1,388	1,283	(182)	-12%
101-10-1501	1094	DENTAL INS - PT EMPLOYEES	1,199	502	4	7	-	(502)	-100%
101-10-1501	1095	MEDICAL INS - RETIREES	105,563	115,000	49,085	98,200	98,900	(16,100)	-14%
101-10-1501	1096	UNEMPLOYMENT INSURANCE	-	5,000	-	-	5,000	-	0%
101-10-1501	1097	WORKER'S COMPENSATION	16,380	17,003	10,668	16,002	15,900	(1,103)	-6%
<b>PERSONNEL EXPENDITURES:</b>			<b>1,218,947</b>	<b>1,638,975</b>	<b>926,941</b>	<b>1,530,450</b>	<b>1,688,037</b>	<b>49,062</b>	<b>3%</b>

# FINANCE

BUDGET UNIT	ACCT	DESCRIPTION	FY 21-22 ACTUAL	FY 22-23 BUDGET	FY 22-23 Actuals Thru 2/21/23	ESTIMATED ACTUAL FY 22-23	FY 23-24 BUDGET	BUDGET VARIANCE FY24 vs. FY23	%
101-10-1501	2050	PUBLICATIONS	1,644	2,000	1,555	2,000	2,500	500	25%
101-10-1501	2080	CONTRACT SVC/NON-CLASS	97,606	111,000	56,418	110,000	118,400	7,400	7%
101-10-1501	2081	CONTRACT SVC/SPECIAL STUDIES	5,000	75,000	-	20,000	70,000	(5,000)	-7%
101-10-1501	2082	CONTRACT SVC	5,570	-	-	-	-	-	-
101-10-1501	2083	CONTRA SVC/CITY WIDE CMPT	2,785	-	-	-	-	-	-
101-10-1501	2084	CONTRACT SVC/ANIMAL CONTROL	532,067	635,700	537,373	585,700	659,900	24,200	4%
101-10-1501	2089	FINANCIAL SYST MAINT & SUPPORT	139,313	189,900	110,993	172,400	225,050	35,150	19%
101-10-1501	2110	CONFERENCES & MEETINGS	697	10,300	2,243	6,000	10,300	-	0%
101-10-1501	2111	MEMBERSHIPS	2,737	1,600	350	1,600	1,800	200	13%
101-10-1501	2113	MILEAGE REIMBURSEMENT	113	500	164	300	500	-	0%
101-10-1501	2130	OFFICE EQPT MTCE	900	800	1,496	3,300	3,650	2,850	356%
101-10-1501	2140	OFFICE SUPPLIES	14,919	20,000	15,208	20,000	22,000	2,000	10%
101-10-1501	2141	POSTAGE	7,421	8,000	5,673	7,500	8,000	-	0%
101-10-1501	2161	ADMINISTRATIVE COSTS	374	-	3,856	-	-	-	-
101-10-1501	2190	TELEPHONE & FAX	4,183	8,000	2,034	4,000	8,000	-	0%
101-10-1501	2220	VEHICLE MTCE & SUPPLIES	1,864	2,000	1,280	2,263	2,376	376	19%
101-10-1501	2225	VEHICLE MTCE - LEASED VEH	-	180	-	78	471	291	162%
101-10-1501	2240	DUPLICATING SERVICE CHG	452	1,000	463	-	-	(1,000)	-100%
101-10-1501	2250	TRAINING EXPENSE	3,841	7,000	1,786	6,000	8,000	1,000	14%
101-10-1501	2400	AUDIT FEES	50,704	60,000	52,650	58,000	60,000	-	0%
101-10-1501	2490	BANK SERVICE CHARGES	25,120	27,000	15,272	24,000	27,000	-	0%
101-10-1501	2609	LA CO ADMIN COST/PROP TAX	8,739	4,400	-	3,860	4,400	-	0%
101-10-1501	2988	WAREHOUSE INVENTORY ADJ	915	-	-	-	-	-	-
<b>OPERATING EXPENDITURES:</b>			<b>906,965</b>	<b>1,164,380</b>	<b>808,815</b>	<b>1,027,001</b>	<b>1,232,347</b>	<b>67,967</b>	<b>6%</b>

# FINANCE

BUDGET UNIT	ACCT	DESCRIPTION	FY 21-22 ACTUAL	FY 22-23 BUDGET	FY 22-23 Actuals Thru 2/21/23	ESTIMATED ACTUAL FY 22-23	FY 23-24 BUDGET	BUDGET VARIANCE FY24 vs. FY23	%
101-10-1501	3860	C/O-OFFICE EQUIPMENT	-	2,000	4,716	4,800	-	(2,000)	-100%
101-10-1501	3870	C/O-FURNITURE & FIXTURE	-	13,000	12,054	12,600	-	(13,000)	-100%
CAPITAL OUTLAY EXPENDITURES:			-	15,000	16,770	17,400	-	(15,000)	-100%
GENERAL FUND - TOTAL:			2,125,912	2,818,355	1,752,526	2,574,851	2,920,385	102,029.76	4%

# FINANCE

BUDGET UNIT	ACCT	DESCRIPTION	FY 21-22 ACTUAL	FY 22-23 BUDGET	FY 22-23 Actuals Thru 2/21/23	ESTIMATED ACTUAL FY 22-23	FY 23-24 BUDGET	BUDGET VARIANCE FY24 vs. FY23	%
<b>PROP C ADMINISTRATIVE COST:</b>									
227-10-1527	1020	SALARIES & WAGES	26,616	35,667	17,184	27,161	35,316	(351)	-1%
227-10-1527	1048	MEDICAL OPT-OUT-GEN. UNIT	-	216	-	-	432	216	100%
227-10-1527	1049	BILINGUAL/CERTIFICATION PAY	15	26	-	-	39	13	50%
227-10-1527	1052	AUTO ALLOWANCE	248	132	133	227	132	-	0%
227-10-1527	1060	PAID SICK LEAVE	605	500	-	800	800	300	60%
227-10-1527	1065	ACCRUED PAID VACATION	1,235	800	-	2,100	2,500	1,700	213%
227-10-1527	1078	MANAGEMENT BENEFIT 401A	584	582	401	633	611	29	5%
227-10-1527	1080	MEDICARE	440	541	266	448	569	27	5%
227-10-1527	1081	MGMT BENEFIT/MEDICAL	1,748	1,525	1,057	1,671	1,624	99	6%
227-10-1527	1083	PERS - EMPLOYER PORTION	9,933	13,568	6,288	9,938	13,893	325	2%
227-10-1527	1085	LIFE INSURANCE	82	135	51	87	134	(1)	-1%
227-10-1527	1088	LONG-TERM DISABILITY INSURANCE	252	361	159	272	356	(5)	-1%
227-10-1527	1090	MEDICAL INS - FT EMPLOYEES	1,657	3,277	684	1,173	2,079	(1,198)	-37%
227-10-1527	1090M	MEDICAL INS - MANAGEMENT	736	899	482	826	942	43	5%
227-10-1527	1091	DENTAL INS - FT EMPLOYEES	268	366	148	253	282	(84)	-23%
227-10-1527	1092	VISION INS - FT EMPLOYEES	63	79	38	66	68	(11)	-14%
227-10-1527	1097	WORKER'S COMPENSATION	540	555	336	504	400	(155)	-28%
<b>PROP C FUND TOTAL:</b>			<b>45,023</b>	<b>59,230</b>	<b>27,227</b>	<b>46,160</b>	<b>60,177</b>	<b>947</b>	<b>2%</b>

# FINANCE

BUDGET UNIT	ACCT	DESCRIPTION	FY 21-22 ACTUAL	FY 22-23 BUDGET	FY 22-23 Actuals Thru 2/21/23	ESTIMATED ACTUAL FY 22-23	FY 23-24 BUDGET	BUDGET VARIANCE FY24 vs. FY23	%
745-10-1501	3860	C/O-OFFICE EQUIPMENT	2,956	-	4,103	4,103	3,000	3,000	-
		TECHNOLOGY UPGRADE FUND TOTAL:	2,956	-	4,103	4,103	3,000	3,000	-
746-10-1501	2152	VEHICLE LEASE	-	-		1,210	7,258	7,258	-
		VEHICLE & EQUIPMENT REPLACEMENT FUND - TOTAL:	-	-	-	1,210	7,258	7,258	-
<b>ALL FUNDS - TOTAL:</b>			<b>2,173,890</b>	<b>2,877,585</b>	<b>1,783,856</b>	<b>2,626,324</b>	<b>2,990,820</b>	<b>113,235</b>	<b>4%</b>

# CITY - DEBT SERVICE FUND

BUDGET UNIT	ACCT	DESCRIPTION	FY 21-22 ACTUAL	FY 22-23 BUDGET	FY 22-23 Actuals Thru 2/21/23	ESTIMATED ACTUAL FY 22-23	FY 23-24 BUDGET	BUDGET VARIANCE FY24 vs. FY23	%
320-95-1515	2161	ADMINISTRATIVE COST	500	2,800	1,395	2,800	2,800	-	0%
320-95-1515	2491	INTEREST EXPENSE	124,288	111,819	-	111,819	92,219	(19,600)	-18%
320-95-1515	2492	PRINCIPAL EXPENSE	475,000	490,000	-	490,000	510,000	20,000	4%
<b>13A LEASE REVENUE BONDS</b>			<b>599,788</b>	<b>604,619</b>	<b>1,395</b>	<b>604,619</b>	<b>605,019</b>	<b>400</b>	<b>0%</b>
320-95-1516	2161	ADMINISTRATIVE COST	1,295	2,800	1,395	2,800	2,800	-	0%
320-95-1516	2491	INTEREST EXPENSE	146,750	111,500	-	111,500	74,500	(37,000)	-33%
320-95-1516	2492	PRINCIPAL EXPENSE	705,000	740,000	-	740,000	775,000	35,000	5%
<b>13B LEASE REVENUE BONDS</b>			<b>853,045</b>	<b>854,300</b>	<b>1,395</b>	<b>854,300</b>	<b>852,300</b>	<b>(2,000)</b>	<b>0%</b>
320-95-1519	2491	INTEREST EXPENSE	173,186	162,103	-	162,103	150,500	(11,602)	-7%
320-95-1519	2492	PRINCIPAL EXPENSE	236,830	247,913	-	247,913	259,516	11,603	5%
<b>CITY OWNED STREET LIGHTS - LOAN</b>			<b>411,016</b>	<b>410,016</b>	<b>1,000</b>	<b>410,016</b>	<b>410,016</b>	<b>1</b>	<b>0%</b>
320-95-1520	2161	ADMINISTRATIVE COST	3,655	1,800	3,740	3,740	1,800	-	0%
320-95-1520	2491	INTEREST EXPENSE	441,500	415,000	-	415,000	387,250	(27,750)	-7%
320-95-1520	2492	PRINCIPAL EXPENSE	530,000	555,000	-	555,000	585,000	30,000	5%
<b>19A MEASURE M BONDS</b>			<b>975,155</b>	<b>971,800</b>	<b>3,740</b>	<b>973,740</b>	<b>974,050</b>	<b>2,250</b>	<b>0%</b>

# CITY - DEBT SERVICE FUND

BUDGET UNIT	ACCT	DESCRIPTION	FY 21-22 ACTUAL	FY 22-23 BUDGET	FY 22-23 Actuals Thru 2/21/23	ESTIMATED ACTUAL FY 22-23	FY 23-24 BUDGET	BUDGET VARIANCE FY24 vs. FY23	%
320-95-1521	2161	ADMINISTRATIVE COST	3,655	1,800	3,775	1,655	1,800	-	0%
320-95-1521	2491	INTEREST EXPENSE	391,350	367,850	-	391,350	343,100	(24,750)	-7%
320-95-1521	2492	PRINCIPAL EXPENSE	470,000	495,000	-	470,000	520,000	25,000	5%
19B MEASURE R BONDS			865,005	864,650	3,775	863,005	864,900	250	0%
<b>ALL FUNDS - TOTAL:</b>			<b>3,704,009</b>	<b>3,705,385</b>	<b>11,305</b>	<b>3,705,680</b>	<b>3,706,285</b>	<b>900</b>	<b>0%</b>



# **PUBLIC SAFETY**





# Public Safety

32 Full Time Staff, 77,701 Part Time Hours

Director of Public Safety

Emergency Preparedness Manager

Management Analyst (2)

Office Assistant (PT)

PSO I  
(2 PT Grant-funded)

Public Safety Manager

Public Safety Technician

PSO III  
*Dispatch/Training*

PSO III  
*Operations*

PSO III  
*Community Relations*

SCI  
*Code Compliance*

H.O.P.E.  
(ARPA)

PSO II (PT)

PSO II

PSO II

PSO II

PSO II

PSO II

PSO II

Office Assistant II (2)

PSO II

PSO II

Trainees (8)

PSO I (6 PT)

PSO I (6 PT)

PSO I (6 PT)

PSO I (6 PT)

PSO I (6 PT)

CSP PSO I  
(2 PT)

Q PSO (4 PT)

CCI Commercial  
(2)

CCI Residential  
(5)

CCI (2 PT)

Maintenance Worker III (2)

Maintenance Worker I (2)

“PSO” - Public Safety Officer  
“CSP” - Community Safety Patrol  
“Q PSO” - Quadrant Public Safety Officer  
“SCI” - Senior Code Compliance Inspector  
“CCI” - Code Compliance Inspector  
“H.O.P.E.” - Homeless Outreach Prevention and Engagement

## CITY OF NORWALK

### ALL FUNDS - FULL TIME POSITIONS AND PART TIME HOURS

Position Title	Budget FY 22-23		Budget FY 23-24		Variance FY'24 vs FY'23	
	Full Time Positions	Part Time Hours	Full Time Positions	Part Time Hours	Full Time Positions	Part Time Hours
<b>Public Safety</b>						
Director of Public Safety	1	-	1	-	-	-
Public Safety Manager	1	-	1	-	-	-
Emergency Preparedness Manager	1	-	1	-	-	-
Management Analyst	2	-	2	-	-	-
Public Safety Technician	1	-	1	-	-	-
Office Assistant II	1	-	-	-	(1)	-
Office Assistant I	-	-	-	1,664	-	1,664
Public Safety Officer III	3	-	3	-	-	-
Public Safety Officer II	6	2,624	6	2,624	-	-
Public Safety Officer I	-	64,323	-	67,626	-	3,303
Public Safety Officer I (Special Events)	-	541	-	541	-	-
Public Safety Officer I (Angel Tree)	-	70	-	70	-	-
Station Attendant	-	3,120	-	-	-	(3,120)
<b>Total</b>	<b>16</b>	<b>70,678</b>	<b>15</b>	<b>72,525</b>	<b>(1)</b>	<b>1,847</b>
<b>Code Compliance</b>						
Sr. Code Compliance Inspector	1	-	1	-	-	-
Code Compliance Inspector	6	3,328	6	3,328	-	-
Office Assistant II	1	-	2	-	1	-
Office Assistant I	-	1,664	-	-	-	(1,664)
<b>Total</b>	<b>8</b>	<b>4,992</b>	<b>9</b>	<b>3,328</b>	<b>1</b>	<b>(1,664)</b>

## CITY OF NORWALK

### ALL FUNDS - FULL TIME POSITIONS AND PART TIME HOURS

Position Title	Budget FY 22-23		Budget FY 23-24		Variance FY'24 vs FY'23	
	Full Time Positions	Part Time Hours	Full Time Positions	Part Time Hours	Full Time Positions	Part Time Hours
Homeless Outreach						
Maintenance Worker III	2	-	2	-	-	-
Public Safety Officer II	2	924	2	924	-	-
Public Safety Officer I	2	924	2	924	-	-
Maintenance Worker I	2	-	2	-	-	-
<b>Total</b>	<b>8</b>	<b>1,848</b>	<b>8</b>	<b>1,848</b>	-	-
<b>Total Public Safety</b>	<b>32</b>	<b>77,518</b>	<b>32</b>	<b>77,701</b>	-	<b>183</b>

# PUBLIC SAFETY

(2101)



## **Description of Activities**

The Department of Public Safety administers law enforcement services provided by the Los Angeles County Sheriff's Department in addition to serving as the City's liaison. The Department provides a variety of supplemental services to enhance the safety and welfare of the community through routine and special preventive patrol services, parking enforcement, emergency preparedness, Community Safety Partnership programs, park and school safety programs, youth and family intervention, and other services as needed in order to address various quality of life issues. The Department will maintain collaborative partnerships and networking links between the City, law enforcement, probation, parole, courts, the District Attorney's office, and local school districts. The Public Safety Department focuses its efforts on enhancing, educating, and responding to the community.

# PUBLIC SAFETY

(2101)



## Objectives

The Department of Public Safety is committed to administering the vision and strategies outlined in the Norwalk Community Policing model and will demonstrate its commitment by developing and implementing a highly visible community oriented policing program for the current budget year.

In order to reach the aforementioned goal, the following objectives will be achieved:

- Apply innovative law enforcement and public safety services.
- Provide emergency preparedness information to residents in order to promote self-sufficiency in the event of disaster.
- Utilize technology and social media to ensure community is up to date with current events and public safety alerts.
- Develop stronger interdepartmental collaboration in order to bring city services together.
- Promote park safety and work in partnership with park staff in order to provide activities for the residents of the City of Norwalk.
- Address public safety concerns through a collaborative relationship between Public Safety, law enforcement, and residents.
- Continue communications and coordination with law enforcement agencies resulting in enhanced delivery of public safety services to the citizens of Norwalk.
- Continue providing a safe community environment in order to maintain a high quality of life.
- Continue maintaining cooperation and support from the community to collectively address public safety concerns.
- Continue effective networking efforts with school districts and other social service agencies in working with youth and their families to prevent substance abuse, street gang involvement, and increase school attendance.
- Continue developing successful partnerships and networking in the areas of crime prevention and reduction.
- Continue involvement in all design review processes to ensure a safe physical environment in all real developments



# PUBLIC SAFETY

## ACTIVITY DETAIL

Account Number	Description	FY 23-24 COST
2059	<b>City Prosecutor:</b> Legal counsel to prosecute cases for misdemeanor citations issued by Public Safety Officers- pilot project	\$ <b>45,000</b>
2080	<b>Contract Services - Miscellaneous:</b>  <i>Parking citation processing</i> <i>Administrative citation processing</i>	<b>155,000</b>  150,000 5,000
2081	<b>Contract Services-Special Study</b> Citywide Parking Study	<b>8,500</b>
2083	<b>Contract Services-Special</b> Public Safety Consultant	<b>30,000</b>
2090	<b>Equipment Maintenance &amp; Supplies:</b> Radio equipment maintenance and repair services	<b>3,000</b>
2170	<b>Special Materials &amp; Supplies:</b> Miscellaneous supplies for vehicles, parking citations, notices of violation, rental equipment, radio equipment repairs, and other enforcement related supplies. Replacement of expired ballistic vests for Officers.	<b>30,000</b>



# **PUBLIC SAFETY**

## **ACTIVITY DETAIL**

<b>Account Number</b>	<b>Description</b>	<b>FY 23-24 COST</b>
<b>2230</b>	<b>Programs &amp; Activities:</b> Departmental program expenses - Neighborhood and Business Watch, Coffee with a Cop, School programs, S.H.A.P.E. program, Community Service, youth events, and programs.	<b>30,000</b>
<b>2401</b>	<b>Special Fees - Parking Citations Surcharges:</b> Los Angeles Superior Court - State mandated parking citation surcharge fees of \$12.50 per citation paid	<b>200,000</b>
<b>3860</b>	<b>Capital Outlay - Office Equipment:</b> Dispatch workstations (2)	<b>4,000</b>
<b>746-2152</b>	<b>Vehicle Lease:</b> Annual lease payment for (26) vehicles	<b>245,852</b>



# PUBLIC SAFETY

## ACTIVITY DETAIL

Account Number	Description	FY 23-24 COST
746-3820	<b>Capital Outlay - Automotive:</b>	<b>77,500</b>
	<i>Aftermarket equipment for unit replacing no. 4567, (asset tag no.13565) - carry over</i>	<i>10,000</i>
	<i>Aftermarket equipment for unit replacing no. 4568, (asset no.13564) - carry over</i>	<i>7,500</i>
	<i>Aftermarket equipment for unit replacing no. 4570 (no asset tag)</i>	<i>10,000</i>
	<i>Aftermarket equipment for unit replacing no. 4571 (no asset tag)</i>	<i>10,000</i>
	<i>Aftermarket equipment for unit replacing no. 4572 (no asset tag)</i>	<i>10,000</i>
	<i>Aftermarket equipment for unit replacing no. 4573 (no asset tag)</i>	<i>10,000</i>
	<i>Aftermarket equipment for unit replacing no. 4574 (no asset tag)</i>	<i>10,000</i>
	<i>Aftermarket equipment for unit replacing no. 4575 (no asset tag)</i>	<i>10,000</i>



# PUBLIC SAFETY

## ACTIVITY DETAIL

Account Number	Description	FY 23-24 COST
222-3880	<b>Capital Outlay- Miscellaneous Other:</b>  <i>LASD vehicle and handheld radios for (4) new vehicles, new - carry over (2) Live View GPS Devices</i>	<b>25,000</b>  <i>5,000</i>  <i>20,000</i>
224-2107-3880	<b>Capital Outlay- Miscellaneous Other:</b>  MDC unit purchase and lease for Public Safety vehicles and associated ongoing service and support, (1) new	<b>15,554</b>



# LA COUNTY SHERIFF

## ACTIVITY DETAIL

Account Number	Description	FY 23-24 COST
2065	Contract Services - Sheriff's Department:	\$ 16,470,784
	<i>Traffic and general law enforcement services provided by the Los Angeles County Sheriff's Department</i>	16,050,511
	<i>General LASD Contract including service enchantment of (1) Non-Relief Quadrant officer</i>	324,273
	<i>Additional vehicle - 1 year only</i>	96,000
2067	Contract Services - Sheriff LTF:	1,813,705
	<i>Liability Trust Fund contribution for general LASD contract - LTF</i>	1,774,792
	<i>Liability Trust Fund contribution for (1) Non-Relief Quadrant officer- LTF</i>	38,913
222-2058	Contract Services - Sheriff Dept. (SRD):	121,726
222-2065	Contract Services - Sheriff Dept.:	75,000
227-2058	Contract Services - Sheriff Dept. Transportation:	50,000
	Deputy Patrols at the Transportation Center	

# PUBLIC SAFETY

BUDGET UNIT	ACCT	DESCRIPTION	FY 21-22 ACTUAL	FY 22-23 BUDGET	FY 22-23 Actuals Thru 2/21/23	ESTIMATED ACTUAL FY 22-23	FY 23-24 BUDGET	BUDGET VARIANCE FY24 vs. FY23	%
101-20-2101	1020	REG SALARIES & WAGES	872,288	1,117,731	487,233	770,094	1,130,632	12,901	1%
101-20-2101	1030	PART TIME WAGES	959,785	1,500,022	683,627	1,080,505	1,584,622	84,600	6%
101-20-2101	1040	OVERTIME SALARY & WAGES	51,673	20,000	54,613	86,319	30,000	10,000	50%
101-20-2101	1045	COMP TIME PAY	225	-	8,209	12,974	-	-	-
101-20-2101	1048	MEDICAL OPT-OUT GEN. UNIT	799	7,200	-	-	-	(7,200)	-100%
101-20-2101	1049	BILINGUAL/CERTIFICATION PAY	17,338	17,875	7,217	11,407	10,400	(7,475)	-42%
101-20-2101	1052	AUTO ALLOWANCE	4,800	5,280	2,800	4,800	4,800	(480)	-9%
101-20-2101	1065	ACCRUED PAID VACATION	20,198	36,500	16,003	23,403	18,900	(17,600)	-48%
101-20-2101	1078	MANAGEMENT BENEFIT 401A	6,289	9,275	4,145	6,552	10,872	1,597	17%
101-20-2101	1080	MEDICARE	27,422	37,020	17,989	28,943	37,892	872	2%
101-20-2101	1081	MGMT BENEFIT/MEDICAL	15,360	15,179	5,297	8,372	2,979	(12,200)	-80%
101-20-2101	1083	PERS - EMPLOYER PORTION	327,880	412,470	180,380	285,099	444,686	32,216	8%
101-20-2101	1084	UNIFORM ALLOWANCE	29,065	25,000	21,072	36,124	55,000	30,000	120%
101-20-2101	1085	LIFE INSURANCE	1,944	2,992	906	1,553	2,070	(922)	-31%
101-20-2101	1088	LONG-TERM DISABILITY INSURANCE	7,430	11,020	3,908	6,699	11,418	398	4%
101-20-2101	1090	MEDICAL INS - FT EMPLOYEES	150,794	167,744	77,895	133,535	174,950	7,206	4%
101-20-2101	1090M	MEDICAL INS - MANAGEMENT	-	30,358	7,335	12,574	74,564	44,206	146%
101-20-2101	1091	DENTAL INS - FT EMPLOYEES	10,412	14,599	5,080	8,708	14,599	-	0%
101-20-2101	1092	VISION INS - FT EMPLOYEES	3,861	2,324	1,959	3,358	2,430	106	5%
101-20-2101	1093	MEDICAL INS - PT EMPLOYEES	50,308	72,360	21,788	37,350	20,100	(52,260)	-72%
101-20-2101	1094	DENTAL INS - PT EMPLOYEES	12,133	25,050	6,887	11,805	7,152	(17,898)	-71%
101-20-2101	1095	MEDICAL INS - RETIREES	106,177	115,500	49,171	98,300	111,500	(4,000)	-3%
101-20-2101	1096	UNEMPLOYMENT INSURANCE	2,275	30,000	-	25,062	30,000	-	0%
101-20-2101	1097	WORKER'S COMPENSATION	78,504	91,566	55,272	82,908	86,100	(5,466)	-6%
101-20-2101	1100	ACA AFFORDABILITY STIPEND	-	-	233	233	420	420	0%
PERSONNEL EXPENDITURES:			2,756,957	3,767,065	1,719,018	2,776,678	3,866,086	99,021	3%

# PUBLIC SAFETY

BUDGET UNIT	ACCT	DESCRIPTION	FY 21-22 ACTUAL	FY 22-23 BUDGET	FY 22-23 Actuals Thru 2/21/23	ESTIMATED ACTUAL FY 22-23	FY 23-24 BUDGET	BUDGET VARIANCE FY24 vs. FY23	%
101-20-2101	2059	CITY PROSECUTOR	40,635	45,000	20,366	45,000	45,000	-	0%
101-20-2101	2080	CONTRACT SVC/NON-CLASS	168,961	155,400	68,943	100,000	155,000	(400)	0%
101-20-2101	2081	CONTRACT SVC/SPECIAL STUDY	3,467	28,100	6,144	28,100	8,500	(19,600)	-70%
101-20-2101	2083	CONTRACT SVC/SPECIAL	-	70,000	29,960	30,000	30,000	(40,000)	-57%
101-20-2101	2090	EQUIP MTCE SUPPLIES	3,196	3,000	1,418	3,000	3,000	-	0%
101-20-2101	2110	CONFERENCES & MEETINGS	(181)	2,300	2,327	2,327	8,000	5,700	248%
101-20-2101	2111	MEMBERSHIPS	1,454	500	326	500	500	-	0%
101-20-2101	2130	OFFICE EQPT MTCE	1,088	1,200	806	3,700	3,780	2,580	215%
101-20-2101	2140	OFFICE SUPPLIES	4,690	7,000	4,073	7,000	7,000	-	0%
101-20-2101	2141	POSTAGE	2,946	4,000	1,782	4,000	4,000	-	0%
101-20-2101	2160	SPECIAL FEES - SERVICES	540	-	105	105	-	-	-
101-20-2101	2170	SPECIAL MAT'LS - SUPPLIES	24,119	30,000	15,863	30,000	30,000	-	0%
101-20-2101	2190	TELEPHONE & FAX	18,297	14,600	10,899	22,100	22,100	7,500	51%
101-20-2101	2220	VEHICLE MTCE & SUPPLIES	217,124	228,205	121,245	211,955	222,053	(6,152)	-3%
101-20-2101	2225	VEHICLE MTCE - LEASED VEH	3,085	4,648	2,279	6,594	8,010	3,362	72%
101-20-2101	2230	PROGRAMS & ACTIVITIES	39,294	30,000	7,921	15,000	30,000	-	0%
101-20-2101	2240	DUPLICATING SERVICE CHG	1,276	2,000	896	2,000	2,000	-	0%
101-20-2101	2250	TRAINING EXPENSE	4,405	5,700	3,515	5,700	15,000	9,300	163%
101-20-2101	2401	SPECIAL FEES - PARKING CITATIONS SURCHARGES	154,700	200,000	81,518	180,000	200,000	-	0%
<b>OPERATING EXPENDITURES:</b>			<b>689,097</b>	<b>831,653</b>	<b>380,385</b>	<b>697,081</b>	<b>793,943</b>	<b>(37,710)</b>	<b>-5%</b>
101-20-2101	3860	C/O-OFFICE EQUIPMENT	3,070	89,000	85,300	89,000	4,000	(85,000)	-96%
101-20-2101	3870	C/O-FURNITURE & FIXTURES	1,429	-	-	-	-	-	-
101-20-2101	3880	C/O- MISCELLANOUS OTHER	150,744	115,000	35,988	115,000	-	(115,000)	-100%
<b>CAPITAL OUTLAY EXPENDITURES:</b>			<b>155,243</b>	<b>204,000</b>	<b>121,288</b>	<b>204,000</b>	<b>4,000</b>	<b>(200,000)</b>	<b>-98%</b>
<b>PUBLIC SAFETY ADMINISTRATION TOTAL:</b>			<b>3,601,296</b>	<b>4,802,718</b>	<b>2,220,691</b>	<b>3,677,759</b>	<b>4,664,029</b>	<b>(138,689)</b>	<b>-3%</b>

# PUBLIC SAFETY

BUDGET UNIT	ACCT	DESCRIPTION	FY 21-22 ACTUAL	FY 22-23 BUDGET	FY 22-23 Actuals Thru 2/21/23	ESTIMATED ACTUAL FY 22-23	FY 23-24 BUDGET	BUDGET VARIANCE FY24 vs. FY23	%
<b>VOLUNTEER SERVICES:</b>									
101-20-2106	1084	UNIFORM ALLOWANCE	710	5,000	205	500	5,500	500	10%
101-20-2106	2170	SPECIAL MAT'LS-SUPPLIES	-	8,000	434	500	15,000	7,000	88%
101-20-2106	2230	PROGRAMS & ACTIVITIES	3,679	5,000	1,241	2,500	5,000	-	0%
<b>VOLUNTEER SERVICES TOTAL:</b>			<b>4,389</b>	<b>18,000</b>	<b>1,880</b>	<b>3,500</b>	<b>25,500</b>	<b>7,500</b>	<b>42%</b>
<b>GENERAL FUND - TOTAL:</b>			<b>3,605,685</b>	<b>4,820,718</b>	<b>2,222,571</b>	<b>3,681,259</b>	<b>4,689,529</b>	<b>(131,188.84)</b>	<b>-3%</b>
746-20-2101	2152	VEHICLE LEASE	67,350	135,357	75,726	116,499	245,852	110,495	82%
746-20-2101	3820	C/O-AUTOMOTIVE	39,416	52,500	44,660	81,000	77,500	25,000	48%
<b>CAPITAL OUTLAY EXPENDITURES:</b>			<b>106,766</b>	<b>187,857</b>	<b>120,385</b>	<b>197,499</b>	<b>323,352</b>	<b>135,495</b>	<b>72%</b>
<b>VEHICLE &amp; EQUIPMENT REPLACEMENT FUND - TOTAL:</b>			<b>106,766</b>	<b>187,857</b>	<b>120,385</b>	<b>197,499</b>	<b>323,352</b>	<b>25,000</b>	<b>13%</b>
<b>ALL FUNDS - TOTAL:</b>			<b>3,712,450</b>	<b>5,008,575</b>	<b>2,351,546</b>	<b>3,878,757</b>	<b>5,012,881</b>	<b>4,306</b>	<b>0%</b>

# LA COUNTY SHERIFF

BUDGET UNIT	ACCT	DESCRIPTION	FY 21-22 ACTUAL	FY 22-23 BUDGET	FY 22-23 Actuals Thru 2/21/23	ESTIMATED ACTUAL FY 22-23	FY 23-24 BUDGET	BUDGET VARIANCE FY24 vs. FY23	%
101-20-2111	2065	CONTRA SERV-SHERIFF DEPT	13,050,902	15,720,711	7,091,827	14,239,932	16,470,784	750,073	5%
101-20-2111	2067	CONTRA SERV-SHERIFF LTF	1,297,470	1,532,302	709,700	1,427,686	1,813,705	281,403	16%
101-20-2111	2150	RENTAL EXPENSE	-	-	2,985	3,000	-	-	-
101-20-2111	2220	VEHICLE MTCE & SUPPLIES	-	1,000	809	1,000	1,000	-	0%
101-20-2111	3880	C/O MISCELLANEOUS OTHER	14,695	-	-	-	-	-	-
<b>GENERAL FUND - TOTAL:</b>			<b>14,363,067</b>	<b>17,254,013</b>	<b>7,805,321</b>	<b>15,671,618</b>	<b>18,285,489</b>	<b>1,031,476.41</b>	<b>6%</b>
227-20-2111	2058	CONTRACT SERV-SHERIFF	29,370	46,000	11,065	46,000	50,000	4,000	9%
<b>PROP C FUND - TOTAL:</b>			<b>29,370</b>	<b>46,000</b>	<b>11,065</b>	<b>46,000</b>	<b>50,000</b>	<b>4,000</b>	<b>9%</b>
222-20-2111	2058	CONTRACT SERV-SHERIFF(SRD)	109,147	114,000	37,336	112,007	121,726	7,726	7%
222-20-2111	2065	CONTRA SERV-SHERIFF DEPT	128,954	75,000	48,756	75,000	75,000	-	0%
<b>COPS GRANT FUND - TOTAL:</b>			<b>238,100</b>	<b>189,000</b>	<b>86,092</b>	<b>187,007</b>	<b>196,726</b>	<b>7,726</b>	<b>4%</b>
<b>ALL FUNDS - TOTAL:</b>			<b>14,630,538</b>	<b>17,504,013</b>	<b>7,902,478</b>	<b>15,904,625</b>	<b>18,532,215</b>	<b>1,043,202</b>	<b>6%</b>

# PUBLIC SAFETY - COPS GRANT FUND

BUDGET UNIT	ACCT	DESCRIPTION	FY 21-22 ACTUAL	FY 22-23 BUDGET	FY 22-23 Actuals Thru 2/21/23	ESTIMATED ACTUAL FY 22-23	FY 23-24 BUDGET	BUDGET VARIANCE FY24 vs. FY23	%
222-20-2101	1020	REG SALARIES & WAGES	21,209	63,938	12,478	19,721	43,903	(20,035)	-31%
222-20-2101	1030	PART TIME WAGES	-	-	1,395	2,205	-	-	-
222-20-2101	1049	BI-LINGUAL/CERTIFICATION PAY	345	975	190	301	650	(325)	-33%
222-20-2101	1065	ACCRUED PAID VACATION	1,567	-	-	1,700	1,800	1,800	-
222-20-2101	1080	MEDICARE	313	941	190	347	673	(269)	-29%
222-20-2101	1083	PERS - EMPLOYER PORTION	8,030	24,316	4,653	7,354	17,268	(7,048)	-29%
222-20-2101	1084	EMPLOYEE' BENEFITS- UNIFORMS	-	-	33	57	-	-	-
222-20-2101	1085	LIFE INSURANCE	74	248	45	77	170	(78)	-31%
222-20-2101	1088	LONG-TERM DISABILITY INSURANCE	171	646	103	177	443	(203)	-31%
222-20-2101	1090	MEDICAL INS - FT EMPLOYEES	5,043	14,400	2,894	4,960	9,600	(4,800)	-33%
222-20-2101	1091	DENTAL INS - FT EMPLOYEES	307	876	173	296	584	(292)	-33%
222-20-2101	1092	VISION INS - FT EMPLOYEES	40	114	23	39	76	(38)	-33%
222-20-2101	1097	WORKER'S COMPENSATION	972	1,005	608	912	600	(405)	-40%
<b>PERSONNEL EXPENDITURES:</b>			<b>38,071</b>	<b>107,459</b>	<b>22,794</b>	<b>38,160</b>	<b>75,787</b>	<b>(31,673)</b>	<b>-29%</b>
222-20-2101	3880	C/O - OTHER EQUIPMENT	31,200	36,400	-	5,200	25,000	(11,400)	-31%
<b>CAPITAL OUTLAY EXPENDITURES:</b>			<b>31,200</b>	<b>36,400</b>	<b>-</b>	<b>5,200</b>	<b>25,000</b>	<b>(11,400)</b>	<b>-31%</b>
<b>COPS GRANT FUND TOTAL:</b>			<b>69,271</b>	<b>143,859</b>	<b>22,794</b>	<b>43,360</b>	<b>100,787</b>	<b>(43,073)</b>	<b>-30%</b>

# JAG ASSISTANCE GRANT (Dept. 2104, 2105, 2106, 2107)

BUDGET UNIT	ACCT	DESCRIPTION	FY 21-22 ACTUAL	FY 22-23 BUDGET	FY 22-23 Actuals Thru 2/21/23	ESTIMATED ACTUAL FY 22-23	FY 23-24 BUDGET	BUDGET VARIANCE FY24 vs. FY23	%
224-20-2104	3880	C/O-MISCELLANEOUS OTHER - JAG 2020 DJ-BX-0792	1,071	26,936	18,535	26,936	-	(26,936)	-100%
224-20-2106	3880	C/O-MISCELLANEOUS OTHER - JAG 2019 - DJ-BX-0322	24,242	-	-	-	-	-	-
224-20-2107	3880	C/O-MISCELLANEOUS OTHER - JAG 2022 - 02536	-	33,689	-	18,135	15,554	(18,135)	-54%
224-20-2108	3880	C/O-MISCELLANEOUS OTHER - JAG 15PBJ-21-GG	8,013	25,000	25,000	25,000	-	(25,000)	-100%
<b>JUVENILE ASSISTANCE GRANT FUND TOTAL:</b>			<b>33,327</b>	<b>85,625</b>	<b>43,535</b>	<b>70,071</b>	<b>15,554</b>	<b>(70,071)</b>	<b>-82%</b>

# PUBLIC SAFETY

## *Emergency Preparedness*

(2102)



### **Description of Activities**

Emergency preparedness focuses on taking steps to develop plans and reduce vulnerability to emergencies and natural disasters, in order to better cope with their effects. Activities include promoting self-sufficiency among residents and businesses to support overall resilience during and after a disaster and maintaining an updated Community Emergency Response Team (CERT) program. CERT educates individuals about preparedness for hazards that may impact their area and trains them in basic disaster response skills. Emergency operations focuses on the response and recovery after an event to accelerate recovery after a disaster.

### **Objectives**

- Seek reimbursement of all eligible costs associated with any disaster response through funding allowed via the California Governor's Office of Emergency Services and the Federal Emergency Management Agency.
- Adopt a Climate Adaptation Plan to identify risks and vulnerabilities associated with extreme weather, and develop strategies for helping people and protecting property from the effects of climate disasters.
- Develop and adopt an Emergency Operations Plan to strategize how the City will respond to and recover from hazards.
- Continue ongoing citywide employee training in NIMS and SEMS as required for disaster service workers.
- Support Norwalk's Community Emergency Response Team (CERT) members by offering basic and refresher training opportunities.
- Promote self-sufficiency among residents, businesses, and City employees through disaster training and education.
- Continue involvement with Area E Disaster Management Joint Powers Authority to foster a strong partnership with member cities.



# PUBLIC SAFETY EMERGENCY PREPAREDNESS

## ACTIVITY DETAIL

Account Number	Description	FY 23-24 COST
2080	<b>Contract Services - Miscellaneous:</b> Emergency Alert notification subscription service - annual fee	\$ 19,000
2111	<b>Memberships:</b> <i>Area E Disaster Management JPA Annual Assessment</i> EMAP Accreditation <i>California Emergency Services Association</i>	12,000 10,775 1,000 225
2170	<b>Special Supplies &amp; Materials:</b> Community preparedness, public education, materials and giveaways, pamphlets, and brochures, replacement of expired/stolen emergency preparedness supplies	15,000
2230	<b>Programs &amp; Activities:</b> Advanced and Basic CERT, Camp at Home, Great Shake Out, senior and youth preparedness workshops	5,000
2250	<b>Training Expense:</b> Supports new staff training compliance for California Standardized Emergency Management System and National Incident Management System, and ongoing specialized training courses for Emergency Management staff	6,000
3860	<b>Capital Outlay - Office Equipment:</b> Copier/Printer	5,000



# PUBLIC SAFETY EMERGENCY PREPAREDNESS

## ACTIVITY DETAIL

Account Number	Description	FY 23-24 COST
3870	<b>Capital Outlay - Furniture &amp; Fixtures:</b>  ROC Conference room and offices furniture	15,000
	<b>CaIOES LISTOS GRANT</b>  Programs include community-based discussions, emergency response training, online training videos, and distribution of emergency kits and supplies within the community.	23,000
225-2170	<b>Special Supplies &amp; Materials:</b>  <i>Safety Kits to be distributed to community members (400 x \$50 ea.)</i> <i>Gift cards used to incentivize attendance and participation in training events ( 60 x \$50 each)</i>	20,000 3,000
225-3860	<b>Capital Outlay - Office Equipment:</b>  New - (2) Laptops - Laptops will be issued to the employees engaged in community education and training events for PowerPoint presentations, visitor sign-in, and other administrative functions	3,300

# EMERGENCY PREPAREDNESS

BUDGET UNIT	ACCT	DESCRIPTION	FY 21-22 ACTUAL	FY 22-23 BUDGET	FY 22-23 Actuals Thru 2/21/23	ESTIMATED ACTUAL FY 22-23	FY 23-24 BUDGET	BUDGET VARIANCE FY24 vs. FY23	%
101-20-2102	1020	REG SALARIES & WAGES	48,122	83,559	58,099	91,828	62,521	(21,038)	-34%
101-20-2102	1045	COMP TIME PAY	426	-	9,808	9,808	-	-	-
101-20-2102	1049	BI-LINGUAL/CERTIFICAT PAY	358	650	205	324	-	(650)	-
101-20-2102	1065	ACCRUED PAID VACATION	2,118	-	11,443	17,164	-	-	-
101-20-2102	1070	PAID SICK LEAVE ON TERMIN	-	-	1,535	1,535	-	-	-
101-20-2102	1078	MANAGEMENT BENEFIT 401A	-	-	620	981	1,251	1,251	100%
101-20-2102	1080	MEDICARE	732	1,212	1,189	1,750	907	(305)	-34%
101-20-2102	1081	MGMT/MEDICAL REBATE	-	-	1,083	1,711	2,170	2,170	100%
101-20-2102	1083	PERS - EMPLOYER'S PORTION	18,094	31,779	21,411	33,842	24,590	(7,189)	-29%
101-20-2102	1084	UNIFORM ALLOWANCE	-	-	150	237	-	-	-
101-20-2102	1085	LIFE INSURANCE	150	324	142	243	7	(317)	-4529%
101-20-2102	1088	LONG-TERM DISABILITY INSURANCE	346	844	326	560	631	(213)	-34%
101-20-2102	1090	MEDICAL INS - FT EMPLOYEES	8,494	13,475	7,507	12,870	-	(13,475)	-
101-20-2102	1090M	MEDICAL INS - MANAGEMENT	-	-	3,771	6,464	11,766	11,766	100%
101-20-2102	1091	DENTAL INS - FT EMPLOYEES	639	1,168	388	665	584	(584)	-100%
101-20-2102	1092	VISION INS - FT EMPLOYEES	83	152	39	67	182	30	16%
101-20-2102	1097	WORKER'S COMPENSATION	1,272	1,313	792	1,188	900	(413)	-46%
PERSONNEL EXPENDITURES:			80,831	134,476	118,508	181,235	105,509	(28,967)	-27%

# EMERGENCY PREPAREDNESS

BUDGET UNIT	ACCT	DESCRIPTION	FY 21-22 ACTUAL	FY 22-23 BUDGET	FY 22-23 Actuals Thru 2/21/23	ESTIMATED ACTUAL FY 22-23	FY 23-24 BUDGET	BUDGET VARIANCE FY24 vs. FY23	%
101-20-2102	2080	CONTRACT SVC/NON-CLASS	27,618	19,000	17,382	19,000	19,000	-	0%
101-20-2102	2110	CONFERENCES & MEETINGS	2,303	6,000	-	6,000	10,000	4,000	40%
101-20-2102	2111	MEMBERSHIPS	10,529	10,755	-	10,775	12,000	1,245	10%
101-20-2102	2170	SPECIAL MAT'LS-SUPPLIES	7,031	5,000	5,079	6,000	15,000	10,000	67%
101-20-2102	2190	TELEPHONE & FAX	899	1,000	392	800	23,500	22,500	96%
101-20-2102	2192	ROUTERS, INTERNET, DSL	-	13,000	-	13,000	13,000	-	0%
101-20-2102	2230	PROGRAMS & ACTIVITIES	2,633	5,000	208	5,000	5,000	-	0%
101-20-2102	2250	TRAINING EXPENSE	62	6,000	256	6,000	6,000	-	0%
<b>OPERATING EXPENDITURES:</b>			<b>51,075</b>	<b>65,755</b>	<b>23,317</b>	<b>66,575</b>	<b>103,500</b>	<b>37,745</b>	<b>36%</b>
101-20-2102	3860	C/O-OFFICE EQUIPMENT	7,074	-	258	260	5,000	5,000	100%
101-20-2102	3870	C/O-FURNITURE & FIXTURE	-	15,000	-	13,000	15,000	-	0%
<b>CAPITAL OUTLAY EXPENDITURES:</b>			<b>7,074</b>	<b>15,000</b>	<b>258</b>	<b>13,260</b>	<b>20,000</b>	<b>5,000</b>	<b>25%</b>
<b>GENERAL FUND - TOTAL:</b>			<b>138,980</b>	<b>215,231</b>	<b>142,084</b>	<b>261,070</b>	<b>229,009</b>	<b>13,778.00</b>	<b>6%</b>

# EMERGENCY PREPAREDNESS

BUDGET UNIT	ACCT	DESCRIPTION	FY 21-22 ACTUAL	FY 22-23 BUDGET	FY 22-23 Actuals Thru 2/21/23	ESTIMATED ACTUAL FY 22-23	FY 23-24 BUDGET	BUDGET VARIANCE FY24 vs. FY23	%
<b>FEDERAL EMERGENCY MANAGEMENT AGENCY MITIGATION PLAN</b>									
221-20-2102	2080	CONTRACT SERVICES	30,709	-	-	-	-	-	-
		<b>FEMA MITIGATION PLAN FUND TOTAL:</b>	<b>30,709</b>	<b>-</b>	<b>-</b>	<b>-</b>	<b>-</b>	<b>-</b>	<b>-</b>
<b>CalOES LISTOS GRANT</b>									
225-20-2102	1030	PART TIME WAGES	-	-	-	-	90,907	90,907	100%
225-20-2102	1080	MEDICARE	-	-	-	-	1,349	1,349	100%
225-20-2102	1093	MEDICAL INS - PT EMPLOYEES	-	-	-	-	-	-	-
		<b>PERSONNEL EXPENDITURES:</b>	<b>-</b>	<b>-</b>	<b>-</b>	<b>-</b>	<b>92,256</b>	<b>92,256</b>	<b>100%</b>
225-20-2102	2170	SPECIAL MAT'LS-SUPPLIES	-	-	-	-	23,000	23,000	100%
225-20-2102	2190	TELEPHONE & FAX	-	-	-	-	2,100	2,100	100%
225-20-2102	2192	INTERNET, ISDN DSL SERVICE	-	-	-	-	2,400	2,400	100%
		<b>OPERATING EXPENDITURES:</b>	<b>-</b>	<b>-</b>	<b>-</b>	<b>-</b>	<b>27,500</b>	<b>27,500</b>	<b>100%</b>
225-20-2102	3860	C/O-OFFICE EQUIPMENT	-	-	-	-	3,300	3,300	100%
		<b>CAPITAL OUTLAY EXPENDITURES:</b>	<b>-</b>	<b>-</b>	<b>-</b>	<b>-</b>	<b>3,300</b>	<b>3,300</b>	<b>100%</b>
		<b>CalOES LISTOS GRANT FUND TOTAL:</b>	<b>-</b>	<b>-</b>	<b>-</b>	<b>-</b>	<b>123,056</b>	<b>123,056</b>	<b>100%</b>
<b>ALL FUNDS - TOTAL:</b>			<b>169,689</b>	<b>215,231</b>	<b>142,084</b>	<b>261,070</b>	<b>352,065</b>	<b>13,778</b>	<b>4%</b>

# PUBLIC SAFETY

## *Code Compliance*

(2204)



### Description of Activities

The Code Compliance Division function is focused on enforcement of property maintenance and zoning issues related to the provisions of the Norwalk Municipal Code. Primary emphasis is placed on protecting public health and safety, preserving the quality of life within the City's neighborhoods and enhancing the community's aesthetic integrity. In partnership with the Neighborhood Watch Program, and the Mini Mr. Sun clean up events, Code Compliance Inspectors canvass neighborhoods city-wide throughout the year to identify conditions on each property that need to be addressed and educate the community about their responsibility to resolve simple property maintenance conditions that present visual blight. Community education regarding Code Compliance issues is achieved via Norwalk Now, City website, social media, and other City publications.

Code Compliance staff are responsible for responding to complaints or inquiries regarding violations of zoning, sign, land use ordinances, and public nuisances as well as for being proactive in identifying and initiating cases. Staff investigates code violations and implements appropriate corrective action. In addition, the Code Compliance Division proactively identifies community maintenance deficiencies and develops or implements appropriate mitigation measures. Although achieving voluntary compliance is a primary objective, Code Compliance staff issue administrative citations as a means

# PUBLIC SAFETY

## *Code Compliance*

(2204)



### Objectives

- Preserve the quality of life within neighborhoods, and enhance the community's aesthetic integrity by enforcement of the Norwalk Municipal Code.
- Effectively work with the public and the business community to investigate and resolve property maintenance and zoning violations in a timely fashion.
- Coordinate code enforcement activities within the City with other divisions and departments.
- Work with owners of vacant and foreclosed properties to ensure regular monitoring and abatement of property maintenance violations.
- Review and revise the policies and procedures to increase efficiency and effectiveness in resolving cases.
- Continue operating the Code Compliance Division on a seven-day per week schedule.



# PUBLIC SAFETY CODE COMPLIANCE

## ACTIVITY DETAIL

Account Number	Description	FY 23-24 COST
2059	<b>City Prosecutor:</b> Legal counsel required to prosecute chronic property maintenance cases	\$ 46,000
2080	<b>Contract Services - Non-Classified:</b> Contract services to collect fines from Administrative Citations (Offset by revenue account code 4261)	2,600
2085	<b>Weed/Litter Abatement:</b> Contract services necessary to abate weed and litter cases	15,000
2110	<b>Conferences &amp; Meetings:</b> Annual CACEO Conference, San Diego (2 inspectors)	3,500
2111	<b>Memberships:</b> California Association of Code Enforcement Officers	1,000
2140	<b>Office Supplies:</b> Office Supplies	3,000
2170	<b>Special Materials &amp; Supplies:</b> Door hangers for Neighborhood Enhancement program, educational pamphlets, notices/forms, signs for property postings	6,000
2250	<b>Training:</b> Training courses for Code Compliance Inspectors & support staff	3,000
746-2152	<b>Vehicle Lease:</b> Annual lease payment for (4) vehicles	29,355



# PUBLIC SAFETY CODE COMPLIANCE

## ACTIVITY DETAIL

Account Number	Description	FY 23-24 COST
746-3820	<b>Capital Outlay - Automotive:</b>	
	Code Enforcement replacement vehicles - aftermarket equipment	<b>25,000</b>
	<i>Aftermarket equipment for unit replacing no. 4606, (asset no.11342) - carry over</i>	10,000
	<i>Aftermarket equipment for unit replacing no. 4607, (asset no.11343) - carry over</i>	7,500
	<i>Aftermarket equipment for unit replacing no. 4608, (asset no.11542) - carry over</i>	7,500

# CODE COMPLIANCE

BUDGET UNIT	ACCT	DESCRIPTION	FY 21-22 ACTUAL	FY 22-23 BUDGET	FY 22-23 Actuals Thru 2/21/23	ESTIMATED ACTUAL FY 22-23	FY 23-24 BUDGET	BUDGET VARIANCE FY24 vs. FY23	%
101-20-2204	1020	SALARIES & WAGES	491,607	644,834	392,436	620,264	722,324	77,490	12%
101-20-2204	1030	PART TIME WAGES	85,716	161,434	75,941	120,029	127,045	(34,389)	-21%
101-20-2204	1040	OVERTIME SALARY & WAGES	189	-	232	366	75,000	75,000	-
101-20-2204	1045	COMP TIME PAY	4	-	-	-	-	-	-
101-20-2204	1048	MEDICAL OPT-OUT-GEN. UNIT	4,635	7,200	4,065	6,425	7,200	-	0%
101-20-2204	1049	BILINGUAL/CERTIFICATION PAY	5,362	3,250	3,563	5,631	3,900	650	20%
101-20-2204	1065	ACCRUED PAID VACATION	9,009	7,100	-	-	-	(7,100)	-100%
101-20-2204	1074	EMPLOYEES' AWARDS	-	-	500	500	-	-	-
101-20-2204	1080	MEDICARE	8,412	11,945	6,760	10,922	13,566	1,620	14%
101-20-2204	1083	PERS - EMPLOYER PORTION	184,701	245,235	145,343	229,722	284,097	38,862	16%
101-20-2204	1084	EMPLOYEE' BENEFITS- UNIFORMS	2,081	6,000	2,701	6,130	12,000	6,000	100%
101-20-2204	1085	LIFE INSURANCE	1,381	1,908	983	1,686	1,952	44	2%
101-20-2204	1088	LONG-TERM DISABILITY INSURANCE	3,883	6,511	3,120	5,349	7,298	787	12%
101-20-2204	1090	MEDICAL INS - FT EMPLOYEES	92,878	105,733	62,138	106,523	94,864	(10,869)	-10%
101-20-2204	1091	DENTAL INS - FT EMPLOYEES	6,906	7,008	5,074	8,698	8,176	1,168	17%
101-20-2204	1092	VISION INS - FT EMPLOYEES	995	912	819	1,404	1,064	152	17%
101-20-2204	1093	MEDICAL INS - PT EMPLOYEES	1,960	4,020	1,675	2,871	4,020	-	0%
101-20-2204	1094	DENTAL INS - PT EMPLOYEES	487	1,318	534	916	1,721	403	31%
101-20-2204	1097	WORKER'S COMPENSATION	8,472	10,136	6,120	9,180	10,100	(36)	0%
<b>PERSONNEL EXPENDITURES:</b>			<b>908,679</b>	<b>1,224,545</b>	<b>712,005</b>	<b>1,136,615</b>	<b>1,374,327</b>	<b>149,782</b>	<b>12%</b>

# CODE COMPLIANCE

BUDGET UNIT	ACCT	DESCRIPTION	FY 21-22 ACTUAL	FY 22-23 BUDGET	FY 22-23 Actuals Thru 2/21/23	ESTIMATED ACTUAL FY 22-23	FY 23-24 BUDGET	BUDGET VARIANCE FY24 vs. FY23	%
101-20-2204	2059	CITY PROSECUTOR	33,277	45,000	5,409	10,000	46,000	1,000	2%
101-20-2204	2080	CONTRACT SVC/NON-CLASS	3,325	2,600	1,819	2,600	2,600	-	0%
101-20-2204	2085	WEED/LITTER ABATEMENT CHG	11,262	15,000	2,765	5,000	15,000	-	0%
101-20-2204	2110	CONFERENCES & MEETINGS	1,233	3,500	704	1,000	3,500	-	0%
101-20-2204	2111	MEMBERSHIPS	769	1,000	300	500	1,000	-	0%
101-20-2204	2140	OFFICE SUPPLIES	2,468	3,000	1,365	1,500	3,000	-	0%
101-20-2204	2141	POSTAGE	39	-	58	-	-	-	-
101-20-2204	2170	SPECIAL MAT'LS-SUPPLIES	405	11,800	2,387	9,000	6,000	(5,800)	-49%
101-20-2204	2190	TELEPHONE & FAX	3,122	3,600	2,082	4,100	4,100	500	14%
101-20-2204	2220	VEHICLE MTCE & SUPPLIES	13,398	13,500	6,611	11,416	11,986	(1,514)	-11%
101-20-2204	2225	VEHICLE MTCE - LEASED VEH	944	1,484	629	1,652	1,650	166	11%
101-20-2204	2250	TRAINING EXPENSE	2,305	3,000	446	500	3,000	-	0%
<b>OPERATING EXPENDITURES:</b>			<b>72,548</b>	<b>103,484</b>	<b>24,575</b>	<b>47,267</b>	<b>97,836</b>	<b>(5,648)</b>	<b>-5%</b>
101-20-2204	3860	C/O-OFFICE EQUIPMENT	3,641	-	-	-	-	-	-
<b>CAPITAL OUTLAY EXPENDITURES:</b>			<b>3,641</b>	<b>-</b>	<b>-</b>	<b>-</b>	<b>-</b>	<b>-</b>	<b>-</b>

# CODE COMPLIANCE

BUDGET UNIT	ACCT	DESCRIPTION	FY 21-22 ACTUAL	FY 22-23 BUDGET	FY 22-23 Actuals Thru 2/21/23	ESTIMATED ACTUAL FY 22-23	FY 23-24 BUDGET	BUDGET VARIANCE FY24 vs. FY23	%
<b>MR. SUN PROGRAM</b>									
101-20-2205	2141	POSTAGE	1,155	1,500	1,598	-	3,800	2,300	153%
101-20-2205	2170	SPECIAL MAT'LS	657	700	1,658	-	3,000	2,300	329%
<b>OPERATING EXPENDITURES:</b>			<b>1,812</b>	<b>2,200</b>	<b>3,256</b>	<b>-</b>	<b>6,800</b>	<b>4,600</b>	<b>209%</b>
<b>GENERAL FUND - TOTAL:</b>			<b>986,680</b>	<b>1,330,229</b>	<b>739,836</b>	<b>1,183,882</b>	<b>1,478,963</b>	<b>148,734.39</b>	<b>11%</b>
746-20-2204	2152	VEHICLE LEASE	20,848	32,630	13,898	20,845	29,355	(3,275)	-11%
746-20-2204	3820	C/O-AUTOMOTIVE	-	22,500	-	-	25,000	2,500	10%
<b>VEHICLE &amp; EQUIPMENT REPLACEMENT FUND - TOTAL:</b>			<b>20,848</b>	<b>55,130</b>	<b>13,898</b>	<b>20,845</b>	<b>54,355</b>	<b>(775)</b>	<b>-1%</b>
<b>ALL FUNDS - TOTAL:</b>			<b>1,007,527</b>	<b>1,385,359</b>	<b>753,734</b>	<b>1,204,727</b>	<b>1,533,318</b>	<b>147,959</b>	<b>11%</b>

# HOMELESS OUTREACH

(ARPA Project No. 3.1219)



## **Description of Activities**

Homeless outreach services incorporate services and programs that assist and support the citywide efforts surrounding homelessness. Several City departments assist with these efforts including Administration, Social Services, Public Safety, Public Services, and Community Development. In addition, the collaborative partnerships supporting the City includes a network of homeless service providers.

## **Objectives**

- Identify opportunities for innovative strategies and action that will lead to improved results in reducing homelessness citywide.
- Continue operation of the Homeless Operation Prevention and Engagement (HOPE) team to address necessary enforcement combined with outreach efforts; enhance results by launching a second part-time HOPE team to cover evening/weekend hours.
- Continue leading the City's Homeless Task Force, consisting of multiple City departments, People Assisting the Homeless (PATH), Los Angeles Homeless Services Authority (LAHSA), The Whole Child, Jovenes, Kingdom Causes Bellflower, Salvation Army Access Center, Public Health, Masada Homes, Gateway City COG, Los Angeles County Sheriff Department, LA County Public Works, Cerritos College, Department of Mental Health, Norwalk Library, Coast to Coast Foundation, Kaiser Permanente, PIH Health, and Coast Plaza Hospital. The Task force provides an opportunity to network, dialogue, collaborate and receive information on various topics, including but not limited to: upcoming trainings, homeless hot spots, new homeless services available in the region, and homeless services provider outreach activity and results.
- Maintain and gather information pertaining to citywide efforts surrounding homelessness and the impacts to the community.
- Provide programs and services geared to preventing homelessness.
- Collaborate with outside agencies regarding encampment cleanup efforts.
- Provide information and resources to the community regarding homeless programs and services available.
- Support the goals and action items identified in the Adopted Homeless Plan.



# HOMELESS OUTREACH

## ACTIVITY DETAIL

Account Number	Description	FY 23-24 COST
2110	<b>Conferences &amp; Meetings:</b> Attendance at annual Conferences; meetings with stakeholders and service providers	\$ 3,500
2170	<b>Special Materials-Supplies:</b> Encampment cleanup supplies: coveralls, gloves, masks, trash bags, signage, miscellaneous equipment	4,000
2250	<b>Training:</b> Training workshops/classes	4,000
3820	<b>Capital Outlay - Automotive:</b> New Backhoe to gather, transfer, and dispose of illegally dumped items.	140,000

# HOMELESS OUTREACH

BUDGET UNIT	ACCT	DESCRIPTION	FY 21-22 ACTUAL	FY 22-23 BUDGET	FY 22-23 Actuals Thru 2/21/23	ESTIMATED ACTUAL FY 22-23	FY 23-24 BUDGET	BUDGET VARIANCE FY24 vs. FY23	%
<b>HOMELESSNESS PLAN:</b>									
101-40-4107	2083	CONTRACT SVC/OTHER	-	-	-	-	90,000	90,000.00	-
<b>OPERATING EXPENDITURES:</b>			-	-	-	-	90,000	90,000	-
<b>PUBLIC SAFETY:</b>									
219-20-4107	1020	SALARIES & WAGES	364,478	484,316	285,690	451,546	565,393	81,077	17%
219-20-4107	1030	PART TIME WAGES	104,998	57,259	57,902	91,517	57,216	(43)	0%
219-20-4107	1040	OVERTIME SALARY & WAGES	38,642	-	9,839	15,551	2,000	2,000	-
219-20-4107	1048	MEDICAL OPT-OUT-GEN. UNIT	3,226	7,200	8,865	14,012	14,400	7,200	100%
219-20-4107	1049	BILINGUAL/CERTIFICATE PAY	4,184	3,575	2,778	4,390	4,550	975	27%
219-20-4107	1052	AUTO ALLOWANCE	1,351	1,788	706	1,210	960	(828)	-46%
219-20-4107	1065	ACCRUED PAID VACATION	8,200	1,800	-	-	16,800	15,000	833%
219-20-4107	1078	MANAGEMENT BENEFIT 401A	1,964	1,967	1,171	1,850	2,124	157	8%
219-20-4107	1080	MEDICARE	7,197	8,092	5,245	8,411	9,679	1,587	20%
219-20-4107	1081	MGMT BENEFIT/MEDICAL	4,297	3,795	2,086	3,297	4,026	231	6%
219-20-4107	1083	PERS - EMPLOYER PORTION	124,936	165,377	103,895	164,211	222,376	56,999	34%
219-20-4107	1084	UNIFORMS	-	2,000	3,550	5,610	4,000	2,000	100%
219-20-4107	1085	LIFE INSURANCE	750	860	499	856	860	-	0%
219-20-4107	1088	LONG-TERM DISABILITY INSURANCE	2,725	4,392	2,328	3,990	5,710	1,318	30%
219-20-4107	1090	MEDICAL INS - FT EMPLOYEES	48,645	80,366	37,421	64,151	85,419	5,053	6%
219-20-4107	1091	DENTAL INS - FT EMPLOYEES	3,507	6,424	3,000	5,143	7,300	876	14%
219-20-4107	1092	VISION INS - FT EMPLOYEES	712	889	456	781	1,003	114	13%
219-20-4107	1093	MEDICAL INS - PT EMPLOYEES	5,493	8,040	1,615	2,768	4,020	(4,020)	-50%
219-20-4107	1094	DENTAL INS - PT EMPLOYEES	1,459	2,637	28	47	1,721	(916)	-35%
219-20-4107	1097	WORKER'S COMPENSATION	8,376	6,820	4,120	6,180	7,700	880	13%
<b>PERSONNEL EXPENDITURES:</b>			735,140	847,597	531,194	845,524	1,017,257	169,660	20%

# HOMELESS OUTREACH

BUDGET UNIT	ACCT DESCRIPTION	FY 21-22 ACTUAL	FY 22-23 BUDGET	FY 22-23 Actuals Thru 2/21/23	ESTIMATED ACTUAL FY 22-23	FY 23-24 BUDGET	BUDGET VARIANCE FY24 vs. FY23	%
219-20-4107	2110 CONFERENCES & MEETINGS	1,251	3,500	30	100	3,500	-	0%
219-20-4107	2170 SPECIAL MAT'LS-SUPPLIES	4,240	4,000	1,912	2,000	4,000	-	0%
219-20-4107	2250 TRAINING EXPENSE	428	4,000	515	1,000	4,000	-	0%
219-20-4107	2220 VEHICLE MTCE & SUPPLIES	6,696	-	3,405	3,405	10,000	10,000.00	-
219-20-4107	2190 TELEPHONE & FAX	125	-	203	400	1,100	1,100	-
<b>OPERATING EXPENDITURES:</b>		<b>12,740</b>	<b>11,500</b>	<b>6,065</b>	<b>6,905</b>	<b>22,600</b>	<b>11,100</b>	<b>97%</b>
219-20-4107	3820 C/O-AUTOMOTIVE EQUIPMENT	-	-	-	-	140,000	140,000	-
<b>CAPITAL OUTLAY EXPENDITURES:</b>		<b>-</b>	<b>-</b>	<b>-</b>	<b>-</b>	<b>140,000</b>	<b>140,000</b>	<b>-</b>
<b>PUBLIC SAFETY - TOTAL:</b>		<b>747,880</b>	<b>859,097</b>	<b>537,259</b>	<b>852,429</b>	<b>1,179,857</b>	<b>410,760</b>	<b>48%</b>

# HOMELESS OUTREACH

BUDGET UNIT	ACCT DESCRIPTION	FY 21-22 ACTUAL	FY 22-23 BUDGET	FY 22-23 Actuals Thru 2/21/23	ESTIMATED ACTUAL FY 22-23	FY 23-24 BUDGET	BUDGET VARIANCE FY24 vs. FY23	%
<b>SOCIAL SERVICES:</b>								
219-40-4107	1020 SALARIES & WAGES	19,409	18,835	11,571	18,289	31,403	12,568	67%
219-40-4107	1030 PART TIME WAGES	1,117	-	109	173	14,755	14,755	-
219-40-4107	1050 STANDBY PAY	218	-	21	21	-	-	-
219-40-4107	1040 OVERTIME SALARY & WAGES	4,155	-	80	126	-	-	-
219-40-4107	1048 MEDICAL OPT-OUT-GEN. UNIT	1,525	1,440	268	423	-	(1,440)	-100%
219-40-4107	1049 BILINGUAL/CERTIFICATE PAY	148	130	81	129	130	-	0%
219-40-4107	1065 ACCRUED PAID VACATION	953	-	-	600	1,548	1,548	-
219-40-4107	1074 EMPLOYEES' AWARDS	100	-	-	-	-	-	-
219-40-4107	1080 MEDICARE	396	296	175	287	693	398	134%
219-40-4107	1083 PERS - EMPLOYER PORTION	7,291	7,163	4,280	6,764	12,352	5,189	72%
219-40-4107	1085 LIFE INSURANCE	64	73	39	67	79	6	8%
219-40-4107	1088 LONG-TERM DISABILITY INSURANCE	163	179	90	155	317	138	77%
219-40-4107	1090 MEDICAL INS - FT EMPLOYEES	501	-	1,502	2,575	7,536	7,536	-
219-40-4107	1091 DENTAL INS - FT EMPLOYEES	36	-	97	166	468	468	-
219-40-4107	1092 VISION INS - FT EMPLOYEES	6	-	-	-	62	62	-
219-40-4107	1097 WORKER'S COMPENSATION	276	311	176	264	500	189	61%
<b>PERSONNEL EXPENDITURES:</b>		<b>36,472</b>	<b>28,427</b>	<b>18,489</b>	<b>30,038</b>	<b>69,843</b>	<b>41,417</b>	<b>146%</b>

# HOMELESS OUTREACH

BUDGET UNIT	ACCT DESCRIPTION	FY 21-22 ACTUAL	FY 22-23 BUDGET	FY 22-23 Actuals Thru 2/21/23	ESTIMATED ACTUAL FY 22-23	FY 23-24 BUDGET	BUDGET VARIANCE FY24 vs. FY23	%
219-40-4107	2190 TELEPHONE & FAX	453	1,100	-	-	1,100	-	0%
	OPERATING EXPENDITURES:	453	1,100	-	-	1,100	-	0%
	SOCIAL SERVICES - TOTAL:	36,925	29,527	18,489	30,038	70,943	41,417	140%
	GENERAL FUND - TOTAL:	784,805	888,624	555,748	882,467	90,000	452,176.73	51%
	ARPA FUND TOTAL:	-	-	-	-	1,250,800	14,094	-
	ALL FUNDS - TOTAL:	784,805	888,624	555,748	882,467	1,340,800	452,177	51%



# **PUBLIC SERVICES**





# Public Services

73 Full Time Staff, 20,320 Part Time Hours

## Public Services Director/City Engineer

### Public Services Manager *Operations*

### Senior Civil Engineer *Utilities*

### Principal Engineer *Engineering*

#### Senior Management Analyst *Administration*

#### Maintenance Supervisor *Facilities*

#### Maintenance Supervisor *Park Facilities*

#### Maintenance Supervisor *Park Landscape*

#### Maintenance Supervisor *Trees/Greenscape*

#### Assistant Engineer

#### Associate Engineer

#### Associate Engineer

#### Special Projects Coordinator

Payroll Personnel  
Technician

Maintenance  
Worker III (2)

Maintenance  
Worker III

Maintenance  
Worker III (2)

Maintenance  
Worker III

Utilities  
Supervisor

Assistant  
Engineer

Management  
Analyst (ARPA)

Office Assistant II

Maintenance  
Worker II (3)

Maintenance  
Worker II (3)

Maintenance  
Worker II (3)

Maintenance  
Worker II

Tree Trimmer I  
(2)

Traffic  
Maintenance  
Worker III

Water Service  
Worker II (2)

Engineering  
Technician

Office  
Assistant II

Office Assistant I  
(PT)

Maintenance  
Worker I (6)

Maintenance  
Worker I (5)

Maintenance  
Worker I (2)

Maintenance  
Worker I

\*Maintenance  
Worker I (2)

Maintenance  
Worker II (2)

Water  
Services  
Worker I

Signal  
Technician II

Office  
Assistant I

Maintenance  
Assistant (6 PT)

Maintenance  
Assistant (3 PT)

Maintenance  
Assistant (3 PT)

Maintenance  
Worker I

Maintenance  
Worker I

Maintenance  
Worker I

Signal  
Technician I (2)

\*Maintenance Worker I positions deleted and replaced with Tree Trimmer II in FY 2023-24

## CITY OF NORWALK

### ALL FUNDS - FULL TIME POSITIONS AND PART TIME HOURS

Position Title	Budget FY 22-23		Budget FY 23-24		Variance FY'24 vs FY'23	
	Full Time Positions	Part Time Hours	Full Time Positions	Part Time Hours	Full Time Positions	Part Time Hours
<b>Public Services Administration</b>						
Director of Public Services /City Engineer	1	-	1	-	-	-
Public Services Manager	1	-	1	-	-	-
Sr. Management Analyst	1	-	1	-	-	-
Sr. Management Analyst - ARPA	1	-	1	-	-	-
Payroll Personnel Tech.	1	-	1	-	-	-
Office Assistant II	1	-	1	-	-	-
Office Assistant I	-	2,210	-	1,560	-	(650)
Maintenance Assistant	-	300	-	300	-	-
<b>Total</b>	<b>6</b>	<b>2,510</b>	<b>6</b>	<b>1,860</b>	<b>-</b>	<b>(650)</b>
<b>Engineering</b>						
Principal Engineer	1	-	1	-	-	-
Associate Engineer	1	-	1	-	-	-
Assistant Engineer	1	-	1	-	-	-
Special Projects Coord.	1	-	1	-	-	-
Engineering Technician	1	-	1	-	-	-
Office Assistant II	1	-	1	-	-	-
<b>Total</b>	<b>6</b>	<b>-</b>	<b>6</b>	<b>-</b>	<b>-</b>	<b>-</b>

## CITY OF NORWALK

### ALL FUNDS - FULL TIME POSITIONS AND PART TIME HOURS

Position Title	Budget FY 22-23		Budget FY 23-24		Variance FY'24 vs FY'23	
	Full Time Positions	Part Time Hours	Full Time Positions	Part Time Hours	Full Time Positions	Part Time Hours
<b>Facilities Maintenance</b>						
Maintenance Supervisor	1	-	1	-	-	-
Maintenance Worker III	2	-	2	-	-	-
Maintenance Worker II	4	-	4	-	-	-
Maintenance Worker I	4	-	5	-	1	-
Maintenance Assistant	-	9,750	-	7,150	-	(2,600)
Maintenance Assistant - <i>Transportation Center</i>	-	650	-	650	-	-
<b>Total</b>	<b>11</b>	<b>10,400</b>	<b>12</b>	<b>7,800</b>	<b>1</b>	<b>(2,600)</b>
<b>Parks Landscape &amp; Facilities Maintenance</b>						
Maintenance Supervisor	2	-	2	-	-	-
Maintenance Worker III	3	-	3	-	-	-
Maintenance Worker II	6	-	6	-	-	-
Maintenance Worker I	6	-	7	-	1	-
Maintenance Assistant	-	10,400	-	7,800	-	(2,600)
<b>Total</b>	<b>17</b>	<b>10,400</b>	<b>18</b>	<b>7,800</b>	<b>1</b>	<b>(2,600)</b>
<b>Streets &amp; Graffiti</b>						
Maintenance Supervisor	1	-	1	-	-	-
Maintenance Worker III	1	-	1	-	-	-
Maintenance Worker II	4	-	4	-	-	-
Maintenance Worker I	3	-	3	-	-	-
Maintenance Assistant	-	1,300	-	1,300	-	-
<b>Total</b>	<b>9</b>	<b>1,300</b>	<b>9</b>	<b>1,300</b>	<b>-</b>	<b>-</b>

## CITY OF NORWALK

### ALL FUNDS - FULL TIME POSITIONS AND PART TIME HOURS

Position Title	Budget FY 22-23		Budget FY 23-24		Variance FY'24 vs FY'23	
	Full Time Positions	Part Time Hours	Full Time Positions	Part Time Hours	Full Time Positions	Part Time Hours
<b>Trees &amp; Greenscape</b>						
Maintenance Supervisor	1	-	1	-	-	-
Maintenance Worker III	1	-	1	-	-	-
Maintenance Worker II	1	-	1	-	-	-
Maintenance Worker I	1	-	3	-	2	-
Tree Trimmer II	1	-	1	-	-	-
Tree Trimmer I	2	-	2	-	-	-
Maintenance Assistant	-	1,300	-	-	-	(1,300)
<b>Total</b>	<b>7</b>	<b>1,300</b>	<b>9</b>	<b>-</b>	<b>2</b>	<b>(1,300)</b>
<b>Traffic &amp; Signals</b>						
Maintenance Worker III	1	-	1	-	-	-
Maintenance Worker II	2	-	2	-	-	-
Facility Maintenance I	1	-	1	-	-	-
Traffic Signal Technician II	1	-	1	-	-	-
Traffic Signal Technician I	1	-	2	-	1	-
<b>Total</b>	<b>6</b>	<b>-</b>	<b>7</b>	<b>-</b>	<b>1</b>	<b>-</b>

## CITY OF NORWALK


### ALL FUNDS - FULL TIME POSITIONS AND PART TIME HOURS

Position Title	Budget FY 22-23		Budget FY 23-24		Variance FY'24 vs FY'23	
	Full Time Positions	Part Time Hours	Full Time Positions	Part Time Hours	Full Time Positions	Part Time Hours
Water & Sewer						
Senior Civil Engineer	1	-	1	-	-	-
Associate Engineer	1	-	1	-	-	-
Assistant Engineer	1	-	1	-	-	-
Utilities Supervisor	1	-	1	-	-	-
Water Service Worker II	2	-	2	-	-	-
Water Service Worker I	1	-	1	-	-	-
Office Assistant I	-	910	-	1,560	-	650
<b>Total</b>	<b>7</b>	<b>910</b>	<b>7</b>	<b>1,560</b>	<b>-</b>	<b>650</b>
<b>Total Public Services</b>	<b>69</b>	<b>26,820</b>	<b>74</b>	<b>20,320</b>	<b>5</b>	<b>(6,500)</b>

# PUBLIC SERVICES

## *Administration*

(3101)



### **Description of Activities**

Public Services Administration oversees and directs a variety of maintenance services on publicly owned properties and right-of-ways, ensures the cleanliness and positive image of the City, and leads staff to provide a safe physical environment for the public. Additional services provided under the guidance of the Administrative staff includes maintenance of facilities and parks, streets and sidewalks, signals and safety lights, traffic signs and pavement markings, street sweeping, water and sewer systems, trees, greenscape, graffiti, and emergency maintenance services. Collaborate with various City Departments to provide staff and equipment for citywide community events.

Public Services Administration is also responsible for training and managing skilled and semi-skilled personnel, maintaining a large fleet of specialized equipment required to be responsive to community needs, and assisting residents with public service resource referrals.

### **Objectives**

- Provide a well-respected, motivated, customer service oriented and highly responsive Public Services Department.
- Maintain compliance with current regulations and requirements at local, State, and Federal levels.
- Implement energy efficient technologies to reduce expenses while improving operational efficiencies.
- Proactively outreach to the community by utilizing the City website, Norwalk NOW, Cable Channel, social media, and email to keep Norwalk residents informed of Public Services projects and activities.
- Develop and improve Emergency Preparedness training activities for the Public Services Department.
- Develop and oversee infrastructure Capital Improvement Programs.
- Provide detailed employee evaluations including recommendations for worker growth and development and encourage participation in professional organizations.
- Increase and improve technical education and safety training throughout the Department.



# PUBLIC SERVICES - ADMINISTRATION

## ACTIVITY DETAIL

Account Number	Description	FY 23-24 COST
2080	<b>Contract Services - Non-Classified:</b>	NPDES permits, NPDES sampling, NPDES site plan, contract for special license testing, cart removals, additional support services, and special projects: <i>Employee drug/alcohol screening</i> <i>Shopping cart retrieval</i> <i>Support services - compliance activities</i> <i>Environmental sampling/NPDES consulting</i> <i>AQMD equipment permits</i> <i>NPDES permits</i> <i>LA County Fire permits - CUPA</i> <i>State hazardous material fees</i> <i>Special activities (encroachment permits/flagging)</i> <i>Work order system maintenance and hosting fees</i>
	\$ 100,000	
	500	
	27,000	
	2,500	
	5,500	
	3,000	
	1,000	
	6,500	
	500	
	3,500	
50,000		
2110	<b>Conferences &amp; Meetings:</b>	Public Works Institute, Maintenance Superintendents Association Meetings, vendor workshops and meetings
1,500		
2111	<b>Memberships:</b>	American Public Works Association, Maintenance Superintendents Association, Street Tree Seminar, International Society of Arboriculture, American Forestry Association, Traffic Control Superintendents Association and California Parks and Recreation Society
1,000		



# PUBLIC SERVICES - ADMINISTRATION

## ACTIVITY DETAIL

Account Number	Description	FY 23-24 COST
<b>2170</b>	<b>Special Materials &amp; Supplies:</b>  <i>First aid medical supplies, staff safety materials, department materials, software, and customer notification door hangers</i>  <i>Special events and activities - Neighborhoods, community planting events, department brochures, and items for community outreach</i>  <i>Canopy set/tear down and cleaning fees</i>  <i>National Public Works Week</i> <i>Arbor Day</i> <i>Community Connect!</i>	<b>16,000</b>  1,000  6,000  5,000  2,500 1,000 500
<b>2250</b>	<b>Training:</b>  Class A Licensing, supervisor training, computer training, pest licensing and continuing education for pesticide applicator licensing, workshops for State and Federal regulations update, emergency preparedness, hazardous materials, and emergency duty related training	<b>3,000</b>
<b>3880</b>	<b>Capital Outlay - Miscellaneous Other:</b>  Projector & Lens for City Hall	<b>20,000</b>



# **PUBLIC SERVICES - ADMINISTRATION**

## **ACTIVITY DETAIL**

<b>Account Number</b>	<b>Description</b>	<b>FY 23-24 COST</b>
<b>418-2080</b>	<b>Contract Services - Non-Classified:</b> Maintenance of city wide public art installations	<b>5,000</b>
<b>418-2170</b>	<b>Special Materials &amp; Supplies:</b> Supplies and materials for city wide public art installations	<b>10,000</b>
<b>746-2152</b>	<b>Vehicle Lease:</b> Annual lease payment for (1) vehicle	<b>7,258</b>

# PUBLIC SERVICES ADMINISTRATION

BUDGET UNIT	ACCT	DESCRIPTION	FY 21-22 ACTUAL	FY 22-23 BUDGET	FY 22-23 Actuals Thru 2/21/23	ESTIMATED ACTUAL FY 22-23	FY 23-24 BUDGET	BUDGET VARIANCE FY24 vs. FY23	%
101-30-3101	1020	SALARIES & WAGES	440,540	358,916	200,276	316,545	394,833	35,917	10%
101-30-3101	1030	PART TIME WAGES	21,600	61,463	24,392	38,553	46,414	(15,049)	-24%
101-30-3101	1040	OVERTIME SALARY & WAGES	12,789	50,000	49,936	78,926	25,000	(25,000)	-50%
101-30-3101	1048	MEDICAL OPT-OUT-GEN. UNIT	6,122	6,480	3,860	3,860	6,480	-	0%
101-30-3101	1049	BILINGUAL/CERTIFICATION PAY	1,383	1,560	1,146	1,812	2,405	845	54%
101-30-3101	1052	AUTO ALLOWANCE	1,724	-	1,033	1,771	2,600	2,600	-
101-30-3101	1065	ACCRUED PAID VACATION	21,521	12,500	830	17,930	21,700	9,200	74%
101-30-3101	1075	SEVERANCE PAY	6,625	6,480	-	-	-	(6,480)	-100%
101-30-3101	1078	MANAGEMENT BENEFIT 401A	5,032	4,491	3,146	4,972	5,109	618	14%
101-30-3101	1080	MEDICARE	7,900	6,873	4,187	6,745	7,508	634	9%
101-30-3101	1081	MGMT BENEFIT/MEDICAL	13,651	12,067	7,225	11,419	13,229	1,162	10%
101-30-3101	1083	PERS - EMPLOYER PORTION	161,857	133,998	71,392	112,838	155,289	21,291	16%
101-30-3101	1084	UNIFORM ALLOWANCE	41,391	50,000	19,644	33,675	40,000	(10,000)	-20%
101-30-3101	1085	LIFE INSURANCE	1,050	973	407	697	1,082	109	11%
101-30-3101	1088	LONG-TERM DISABILITY INSURANCE	3,817	3,624	1,816	3,114	3,987	363	10%
101-30-3101	1090	MEDICAL INS - FT EMPLOYEES	47,299	33,326	13,360	22,904	33,905	579	2%
101-30-3101	1090M	MEDICAL INS - MANAGEMENT	11,587	10,779	6,962	11,935	12,194	1,415	13%
101-30-3101	1091	DENTAL INS - FT EMPLOYEES	4,082	3,445	1,707	2,926	3,503	58	2%
101-30-3101	1092	VISION INS - FT EMPLOYEES	849	691	384	658	709	18	3%
101-30-3101	1094	DENTAL INS - PT EMPLOYEES	49	584	-	-	-	(584)	-100%
101-30-3101	1095	MEDICAL INS - RETIREES	548,129	571,800	281,688	563,400	605,400	33,600	6%
101-30-3101	1096	UNEMPLOYMENT INSURANCE	512	30,000	-	1,000	10,000	(20,000)	-67%
101-30-3101	1097	WORKER'S COMPENSATION	6,459	6,572	4,372	6,558	5,500	(1,072)	-16%
101-30-3101	1999	ALLOCATED PAYROLL	(3,897)	-	(6,126)	(6,126)	-	-	-
<b>PERSONNEL EXPENDITURES:</b>			<b>1,383,723</b>	<b>1,366,622</b>	<b>692,462</b>	<b>1,236,938</b>	<b>1,396,847</b>	<b>30,225</b>	<b>2%</b>

# PUBLIC SERVICES ADMINISTRATION

BUDGET UNIT	ACCT	DESCRIPTION	FY 21-22 ACTUAL	FY 22-23 BUDGET	FY 22-23 Actuals Thru 2/21/23	ESTIMATED ACTUAL FY 22-23	FY 23-24 BUDGET	BUDGET VARIANCE FY24 vs. FY23	%
101-30-3101	2055	LEGAL ADVERTISING	-	500	-	-	500	-	0%
101-30-3101	2080	CONTRACT SVC/NON-CLASS	40,304	58,500	23,486	70,000	100,000	41,500	71%
101-30-3101	2110	CONFERENCES & MEETINGS	3,126	1,500	251	1,000	1,500	-	0%
101-30-3101	2111	MEMBERSHIPS	90	1,000	367	500	1,000	-	0%
101-30-3101	2113	MILEAGE REIMBURSEMENT	520	800	610	1,000	1,000	200	25%
101-30-3101	2130	OFFICE EQPT MTCE	2,654	4,000	765	6,500	8,080	4,080	102%
101-30-3101	2140	OFFICE SUPPLIES	5,013	7,500	1,522	6,800	7,500	-	0%
101-30-3101	2141	POSTAGE	271	600	99	300	600	-	0%
101-30-3101	2170	SPECIAL MAT'LS-SUPPLIES	10,058	16,000	4,661	15,000	16,000	-	0%
101-30-3101	2190	TELEPHONE & FAX	9,715	11,000	4,329	8,900	11,000	-	0%
101-30-3101	2220	VEHICLE MTCE & SUPPLIES	5,898	4,700	2,268	4,049	4,252	(448)	-10%
101-30-3101	2225	VEHICLE MTCE - LEASED VEH	-	180	-	78	471	291	162%
101-30-3101	2240	DUPLICATING SERVICE CHG	517	500	475	750	500	-	0%
101-30-3101	2250	TRAINING EXPENSE	13,676	2,000	1,379	1,500	3,000	1,000	50%
<b>OPERATING EXPENDITURES:</b>			<b>91,842</b>	<b>108,780</b>	<b>40,211</b>	<b>116,377</b>	<b>155,403</b>	<b>46,623</b>	<b>43%</b>
101-30-3101	3860	C/O-OFFICE EQUIPMENT	7,052	-	845	845	-	-	-
101-30-3101	3880	C/O-MISCELLANEOUS OTHER	-	-	-	-	20,000	20,000	-
<b>CAPITAL OUTLAY EXPENDITURES:</b>			<b>7,052</b>	<b>-</b>	<b>845</b>	<b>845</b>	<b>20,000</b>	<b>20,000</b>	<b>-</b>
<b>GENERAL FUND - TOTAL:</b>			<b>1,482,616</b>	<b>1,475,402</b>	<b>733,518</b>	<b>1,354,160</b>	<b>1,572,250</b>	<b>96,847.91</b>	<b>7%</b>

# PUBLIC SERVICES ADMINISTRATION

BUDGET UNIT	ACCT	DESCRIPTION	FY 21-22 ACTUAL	FY 22-23 BUDGET	FY 22-23 Actuals Thru 2/21/23	ESTIMATED ACTUAL FY 22-23	FY 23-24 BUDGET	BUDGET VARIANCE FY24 vs. FY23	%
418-30-3101	2080	CONTRACT SVC/NON-CLASS	9,390	10,000	-	10,000	5,000	(5,000)	-50%
418-30-3101	2170	SPECIAL MAT'LS-SUPPLIES	816	5,000	-	5,000	10,000	5,000	100%
ART IN PUBLIC PLACES FUND TOTAL:			10,206	15,000	-	15,000	15,000	-	0%
745-30-3101	3860	C/O-OFFICE EQUIPMENT	2,955	-	16,455	16,500	-	-	-
TECHNOLOGY UPGRADE FUND TOTAL:			2,955	-	16,455	16,500	-	-	-
746-30-3101	2152	VEHICLE LEASE	-	6,139	-	1,210	7,258	1,119	18%
VEHICLE & EQUIPMENT REPLACEMENT FUND - TOTAL:			-	6,139	-	1,210	7,258	1,119	18%
<b>ALL FUNDS - TOTAL:</b>			<b>1,495,778</b>	<b>1,496,541</b>	<b>749,973</b>	<b>1,386,870</b>	<b>1,594,508</b>	<b>97,967</b>	<b>7%</b>

# PUBLIC SERVICES

## *Security & Emergency Duty*



### **Description of Activities**

The Security & Emergency Duty Section provides after hours emergency duty response/services city-wide.

### **Objectives**

- Provide an efficient, responsive, cost-effective, and professional emergency response system.
- Conduct training for Public Services emergency staff responders in order to appropriately react to any situation in the safest and most efficient manner.
- Update, revise, and make improvement to the Emergency Duty manual provided to staff as a functional reference guide.
- Provide information to Public Safety, Norwalk Sheriff Station, and other City facility staff through quarterly resource guide detailing emergency response contact and procedures.
- Coordinate debriefing meetings for emergencies that required multiple Department responses and make recommendations for areas of improvement to enhance efficiency.



# **PUBLIC SERVICES - SECURITY & EMERGENCY DUTY**

## **ACTIVITY DETAIL**

<b>Account Number</b>	<b>Description</b>	<b>FY 23-24 COST</b>
<b>2170</b>	<b>Special Materials &amp; Supplies:</b> Vests, equipment, and materials for use by emergency response staff assigned to Emergency Duty	<b>\$ 1,000</b>
<b>746-2152</b>	<b>Vehicle Lease:</b> Annual lease payment for (1) vehicle	<b>8,447</b>
<b>746-3820</b>	<b>Capital Outlay - Automotive Equipment:</b> Aftermarket equipment for unit replacing no. 6404 (asset no. 11770) - Carry over	<b>21,327</b>

# SECURITY & EMERGENCY DUTY

BUDGET UNIT	ACCT	DESCRIPTION	FY 21-22 ACTUAL	FY 22-23 BUDGET	FY 22-23 Actuals Thru 2/21/23	ESTIMATED ACTUAL FY 22-23	FY 23-24 BUDGET	BUDGET VARIANCE FY24 vs. FY23	%
101-30-3102	1040	OVERTIME SALARY & WAGES	10,592	35,000	27,587	35,603	20,000	(15,000)	-43%
101-30-3102	1050	STANDBY PAY	5,760	6,500	4,200	6,638	10,000	3,500	54%
101-30-3102	1080	MEDICARE	232	312	455	612	435	123	40%
PERSONNEL EXPENDITURES:			16,584	41,812	32,242	42,854	30,435	(11,377)	-27%
101-30-3102	2170	SPECIAL MAT'LS-SUPPLIES	-	1,000	-	1,000	1,000	-	0%
101-30-3102	2220	VEHICLE MTCE & SUPPLIES	2,762	3,900	2,619	4,499	4,724	824	21%
101-30-3102	2225	VEHICLE MTCE - LEASED VEH	-	180	-	-	240	60	33%
OPERATING EXPENDITURES:			2,762	5,080	2,619	5,499	5,964	824	16%
GENERAL FUND - TOTAL:			19,346	46,892	34,861	48,353	36,399	(10,492.44)	-22%
746-30-3102	2152	VEHICLE LEASE	-	5,118	-	-	8,447	3,329	65%
746-30-3102	3820	C/O-VEHICLE EQUIPMENT	-	7,500	-	-	21,327	13,827	184%
CAPITAL OUTLAY EXPENDITURES:			-	12,618	-	-	29,774	17,156	136%
VEHICLE & EQUIPMENT REPLACEMENT FUND - TOTAL:			-	12,618	-	-	29,774	17,156	136%
ALL FUNDS - TOTAL:			19,346	59,510	34,861	48,353	66,173	6,664	11%

# PUBLIC SERVICES

## *Recycling Programs*



### **Description of Activities**

Recycling Programs is a division of the Public Services Department responsible for providing information and resources on trash and recycling services for all business and residents. The Division's ongoing responsibilities include integrated waste management, including compliance with all of the California State Mandates for trash and recycling.

### **Objectives**

- Encourage and educate residents and businesses to actively recycle, reduce waste and reuse materials whenever possible will help reduce the volume of waste sent to landfills.
- Continue efforts to secure state funding for recycling activities.
- Continue efforts to comply with all state mandates, including monitoring progress of recycling collection programs and working with haulers to increase diversion.



# PUBLIC SERVICES - RECYCLING PROGRAM

## ACTIVITY DETAIL

Account Number	Description	FY 23-24 COST
<b>2080</b>	<b>Contract Services - Recycling Activities:</b>	<b>\$ 35,615</b>
3108-2080	<i>C&amp;D Recycling Forfeiture Funds</i> Door to Door Program/Battery Recycling	15,000
3109-2080	<i>Beverage Container Grant</i> Beverage Container Grant - Program outreach	5,000
3110-2080	<i>Used Oil Grant</i> Used Oil Block Grant/Payment Program - Door to Door Program / Used Oil Artwork Contest / Program outreach	15,615
<b>3108-2110</b>	<b>Conferences &amp; Meetings:</b>	<b>2,000</b>
<b>3109-2170</b>	<b>Special Material &amp; Supplies:</b> Gloves, bags, misc. supplies	<b>20,600</b>
<b>3108-2230</b>	<b>Programs &amp; Activities:</b> Public education for recycling and waste management	<b>25,000</b>
<b>223-2080</b>	<b>Contract Services - Recycling Activities:</b> Outreach and education for SB1383 - organic recycling	<b>124,600</b>
* E-Waste, Recycling Actives, Beverage container Grant and used Oil Grant moved from Management Service for FY23-24 Budget		

# RECYCLING PROGRAMS

BUDGET UNIT	ACCT	DESCRIPTION	FY 21-22 ACTUAL	FY 22-23 BUDGET	FY 22-23 Actuals Thru 2/21/23	ESTIMATED ACTUAL FY 22-23	FY 23-24 BUDGET	BUDGET VARIANCE FY24 vs. FY23	%
101-30-3107	1030	PART TIME WAGES	173	731	-	-	-	(731)	-100%
101-30-3107	1080	MEDICARE	3	11	-	-	-	(11)	-100%
101-30-3107	2080	CONTRACT SVC/NON-CLASS	1,444	2,000	686	-	-	(2,000)	-100%
<b>E-WASTE TOTAL</b>			<b>1,620</b>	<b>2,742</b>	<b>686</b>	<b>-</b>	<b>-</b>	<b>(2,742)</b>	<b>-100%</b>
101-30-3108	2080	CONTRACT SVC/NON-CLASS	(1,272)	15,000	-	10,000	15,000	-	0%
101-30-3108	2110	CONFERENCES AND MEETINGS	-	-	-	-	2,000	2,000	-
101-30-3108	2230	PROGRAMS & ACTIVITIES	13,525	25,000	2,408	10,000	25,000	-	0%
<b>RECYCLING PROGRAM TOTAL</b>			<b>12,253</b>	<b>40,000</b>	<b>2,408</b>	<b>20,000</b>	<b>42,000</b>	<b>2,000</b>	<b>5%</b>
101-30-3109	2080	CONTRACT SVC/NON-CLASS	4,399	5,000	6,767	5,000	5,000	-	0%
101-30-3109	2170	SPECIAL MAT'LS-SUPPLIES	14,707	22,000	461	22,000	20,600	(1,400)	-6%
101-30-3109	3870	C/O-OFFICE EQUIPMENT	5,682	-	-	-	-	-	-
<b>BEVERAGE CONTAINER GRANT TOTAL *</b>			<b>24,788</b>	<b>27,000</b>	<b>7,228</b>	<b>27,000</b>	<b>25,600</b>	<b>(1,400)</b>	<b>-5%</b>
101-30-3110	2080	CONTRACT SVC/NON-CLASS	-	14,340	6,247	14,340	15,615	1,275	9%
<b>USED OIL GRANT TOTAL</b>			<b>-</b>	<b>14,340</b>	<b>6,247</b>	<b>14,340</b>	<b>15,615</b>	<b>1,275</b>	<b>9%</b>
<b>GENERAL FUND - TOTAL:</b>			<b>38,661</b>	<b>84,082</b>	<b>16,569</b>	<b>61,340</b>	<b>83,215</b>	<b>(866.60)</b>	<b>-1%</b>

# RECYCLING PROGRAMS


BUDGET UNIT	ACCT	DESCRIPTION	FY 21-22 ACTUAL	FY 22-23 BUDGET	FY 22-23 Actuals Thru 2/21/23	ESTIMATED ACTUAL FY 22-23	FY 23-24 BUDGET	BUDGET VARIANCE FY24 vs. FY23	%
223-30-3108	2080	CONTRACT SVC/NON-CLASS	-	149,600	-	25,000	124,600	(25,000)	-17%
		CALRECYCLE GRANT FUND - ORANGICS TOTAL*	-	149,600	-	25,000	124,600	(25,000)	-17%
<b>ALL FUNDS - TOTAL:</b>			<b>38,661</b>	<b>233,682</b>	<b>16,569</b>	<b>86,340</b>	<b>207,815</b>	<b>(25,867)</b>	<b>-11%</b>

\* E-Waste, Recycling Actives, Beverage container Grant and used Oil Grant moved from Management Service for FY23-24 Budget

# PUBLIC SERVICES

## *Engineering*

(3104)



### **Description of Activities**

The Engineering Division is responsible for development and management of the City's capital improvement program (CIP) and rehabilitation of the City's infrastructure including streets, and all traffic and signal related activities.


In conjunction with other departments, Engineering is also responsible for compliance with the State mandated National Pollutant Discharge Elimination System (NPDES) permit, also referred to as the Municipal Separate Storm Sewer System (MS4) permit, and the Los Angeles County Congestion Management Program (CMP).

Specific activities include preparation of the City's capital projects program; programming of several Federal, State, and local funding sources; design, inspection and administration of capital improvement projects; review of private development plans; review and approval of parcel and tract maps related to private developments; city-wide traffic signal synchronization; maintenance of public right-of-way and facilities maps; and assisting the general public with engineering related matters. Engineering continues to collaborate with Caltrans and provide technical support for the I-5 Widening Project, including identifying and helping to resolve potential environmental, traffic and public safety issues.

# PUBLIC SERVICES


## *Engineering*

(3104)



### Objectives

- Manage the rehabilitation of the City's Local Streets Projects.
- Manage the Federally funded projects HSIP Cycle 6, Cycle 7 and Cycle 8.
- Continue reducing the amount of carry-over Capital projects.
- Support the design and construction of water improvements as funding becomes available.
- Assist other divisions with implementation of their capital projects including implementation of the water and sewer infrastructure improvements.
- Develop a street rehabilitation priority list.
- Update the ADA Self-Evaluation and Transition Plan by evaluating City facilities for ADA compliance with the purpose of addressing the
  - identified ADA improvement areas.



# PUBLIC SERVICES - ENGINEERING

## ACTIVITY DETAIL

Account Number	Description	FY 23-24 COST
<b>2080</b>	<b>Contract Services - Non-Classified:</b>	<b>\$665,000</b>
	<i>Contract Traffic Engineer</i>	<i>130,000</i>
	<i>Public works inspection contract (non-CIPS)</i>	<i>170,000</i>
	<i>Contract Engineering Services</i>	<i>360,000</i>
	<i>Surveying/tract map plan checking</i>	<i>5,000</i>
<b>2081</b>	<b>Contract Services - Special Study:</b>	<b>50,000</b>
	Traffic Speed Study (FY 22-23 Carryover)	
<b>2089</b>	<b>Computer Software Maintenance &amp; Support:</b>	<b>14,100</b>
	<i>AutoCAD Subscription Renewal</i>	<i>6,600</i>
	<i>GIS Updates/Maintenance Renewal</i>	<i>2,500</i>
	<i>Bluebeam Software</i>	<i>2,000</i>
	<i>Microsoft Project - 4 licenses</i>	<i>3,000</i>
<b>2111</b>	<b>Memberships:</b>	<b>200</b>
	American Public Works Association	
<b>2250</b>	<b>Training:</b>	<b>4,000</b>
	Training opportunities as appropriate for staff	
<b>227-2080</b>	<b>Contract Services - Non-Classified:</b>	<b>120,000</b>
	Pavement Management Plan update	



# **PUBLIC SERVICES - ENGINEERING**

## **ACTIVITY DETAIL**

<b>Account Number</b>	<b>Description</b>	<b>FY 23-24 COST</b>
213-2400	<b>Audit Fees:</b> AQMD- Annual Audit	<b>1,800</b>
746-2152	<b>Vehicle Lease:</b> Annual lease payment for (1) vehicle	<b>6,947</b>

# ENGINEERING

BUDGET UNIT	ACCT	DESCRIPTION	FY 21-22 ACTUAL	FY 22-23 BUDGET	FY 22-23 Actuals Thru 2/21/23	ESTIMATED ACTUAL FY 22-23	FY 23-24 BUDGET	BUDGET VARIANCE FY24 vs. FY23	%
101-30-3104	1020	SALARIES & WAGES	450,518	654,087	311,388	522,164	658,048	3,961	1%
101-30-3104	1052	AUTO ALLOWANCE	2,124	2,073	1,248	1,972	2,200	127	6%
101-30-3104	1060	PAID SICK LEAVE	4,136	4,500	-	4,700	4,800	300	7%
101-30-3104	1065	ACCRUED PAID VACATION	14,138	12,300	1,174	28,603	21,400	9,100	74%
101-30-3104	1078	MANAGEMENT BENEFIT 401A	5,735	6,255	3,782	5,978	6,307	52	1%
101-30-3104	1080	MEDICARE	5,586	9,849	3,826	8,194	10,151	301	3%
101-30-3104	1081	MGMT BENEFIT/MEDICAL	19,761	19,586	10,763	17,011	4,460	(15,126)	-77%
101-30-3104	1083	PERS - EMPLOYER PORTION	164,423	247,248	111,066	175,545	258,815	11,567	5%
101-30-3104	1084	UNIFORM ALLOWANCE	-	-	135	135	-	-	-
101-30-3104	1085	LIFE INSURANCE	998	1,637	785	1,346	1,430	(207)	-13%
101-30-3104	1088	LONG-TERM DISABILITY INSURANCE	3,977	6,606	2,610	4,475	6,646	40	1%
101-30-3104	1090	MEDICAL INS - FT EMPLOYEES	28,820	64,002	23,660	40,561	65,044	1,042	2%
101-30-3104	1090M	MEDICAL INS - MANAGEMENT	4,967	4,849	2,786	4,776	37,783	32,934	679%
101-30-3104	1091	DENTAL INS - FT EMPLOYEES	4,535	7,357	2,982	5,112	7,357	-	0%
101-30-3104	1092	VISION INS - FT EMPLOYEES	994	1,265	572	981	1,265	-	0%
101-30-3104	1097	WORKER'S COMPENSATION	8,916	10,213	6,256	9,384	9,000	(1,213)	-12%
101-30-3104	1999	ALLOCATED PAYROLL	(155,098)	(187,000)	(61,400)	(122,799)	(250,000)	(63,000)	34%
<b>PERSONNEL EXPENDITURES:</b>			<b>566,872</b>	<b>864,827</b>	<b>422,705</b>	<b>709,829</b>	<b>851,905</b>	<b>(12,922)</b>	<b>-1%</b>

# ENGINEERING

BUDGET UNIT	ACCT	DESCRIPTION	FY 21-22 ACTUAL	FY 22-23 BUDGET	FY 22-23 Actuals Thru 2/21/23	ESTIMATED ACTUAL FY 22-23	FY 23-24 BUDGET	BUDGET VARIANCE FY24 vs. FY23	%
101-30-3104	2190	TELEPHONE & FAX	377	600	334	700	700	100	17%
101-30-3104	2055	LEGAL ADVERTISING	401	-	-	-	-	-	-
101-30-3104	2080	CONTRACT SVC/NON-CLASS	290,349	390,000	257,693	350,000	665,000	275,000	71%
101-30-3104	2081	CONTRACT SVC/SPECIAL STUDY	-	50,000	-	-	50,000	-	0%
101-30-3104	2089	COMPUTER SYSTEM MAINT/SUPPORT	-	9,500	-	7,500	14,100	4,600	48%
101-30-3104	2111	MEMBERSHIPS	242	200	-	-	200	-	0%
101-30-3104	2130	OFFICE EQPT MTCE	923	-	1,779	9,100	16,280	16,280	-
101-30-3104	2140	OFFICE SUPPLIES	6,390	2,500	1,590	3,000	4,000	1,500	60%
101-30-3104	2141	POSTAGE	181	200	199	250	400	200	100%
101-30-3104	2170	SPECIAL MAT'LS-SUPPLIES	-	-	-	-	2,500	2,500	-
101-30-3104	2177	LA CO.CLERK-ENVIR.FILING	75	200	-	200	200	-	0%
101-30-3104	2220	VEHICLE MTCE & SUPPLIES	1,240	1,200	557	1,085	1,140	(60)	-5%
101-30-3104	2225	VEHICLE MTCE - LEASED VEH	315	315	210	551	315	-	0%
101-30-3104	2240	DUPLICATING SERVICE CHG	16	-	57	200	500	500	-
101-30-3104	2250	TRAINING EXPENSE	1,260	4,000	1,428	3,400	4,000	-	0%
<b>OPERATING EXPENDITURES:</b>			<b>301,768</b>	<b>458,715</b>	<b>263,848</b>	<b>375,986</b>	<b>759,335</b>	<b>300,620</b>	<b>66%</b>
101-30-3104	3860	C/O-OFFICE EQUIPMENT	205	16,000	987	15,988	-	(16,000)	-100%
101-30-3104	3870	C/O-OFFICE FURNITURE	794	-	-	-	-	-	-
<b>CAPITAL OUTLAY EXPENDITURES:</b>			<b>998</b>	<b>16,000</b>	<b>987</b>	<b>15,988</b>	<b>-</b>	<b>(16,000)</b>	<b>-100%</b>
<b>GENERAL FUND - TOTAL:</b>			<b>869,638</b>	<b>1,339,542</b>	<b>687,540</b>	<b>1,101,804</b>	<b>1,611,240</b>	<b>271,697.90</b>	<b>20%</b>

# ENGINEERING

BUDGET UNIT	ACCT	DESCRIPTION	FY 21-22 ACTUAL	FY 22-23 BUDGET	FY 22-23 Actuals Thru 2/21/23	ESTIMATED ACTUAL FY 22-23	FY 23-24 BUDGET	BUDGET VARIANCE FY24 vs. FY23	%
227-30-3104	2080	CONTRACT SVC/NON-CLASS	72,679	-	-	-	120,000	120,000	-
PROP C FUND - TOTAL:			72,679	-	-	-	120,000	120,000	-
213-30-3104	2400	AUDIT FEES	2,925	3,000	-	1,760	1,800	(1,200)	-40%
AQMD FUND -TOTAL:			2,925	3,000	-	1,760	1,800	(1,200)	-40%
745-30-3104	3860	C/O-OFFICE EQUIPMENT	4,525	-	1,765	1,800	-	-	-
TECHNOLOGY UPGRADE FUND TOTAL:			4,525	-	1,765	1,800	-	-	-
746-30-3104	2152	VEHICLE LEASE	6,947	6,949	4,631	6,947	6,947	(2)	0%
VEHICLE & EQUIPMENT REPLACEMENT FUND - TOTAL:			6,947	6,949	4,631	6,947	6,947	(2)	0%
ALL FUNDS - TOTAL:			956,714	1,349,491	693,937	1,112,311	1,739,987	390,496	29%

# PUBLIC SERVICES

## *Facilities Maintenance*

(3202)



### **Description of Activities**

Norwalk is a permittee of the Los Angeles Regional Water Quality Control Board's (LARW QCB) Municipal Separate Storm Sewer System (MS4) permit, which requires that jurisdictions in Los Angeles County reduce storm water discharges flowing untreated into storm drains and oceans. The Environmental Services Division will oversee compliance to the MS4 permit including the implementation of the City's Green Street Policy, Low Impact Development requirements, and manage business pollutant discharge inspections and related storm water management plan review. The division also works along with multiple city departments to oversee the City's compliance to air quality and related environmental requirements mandated by the State, and monitors California Environmental Quality Act (CEQA) and National Environmental Policy Act (NEPA) compliance.

### **Objectives**

- Manage storm water discharges through the use of best management practices.
- Implement the Green Street Policy and Low Impact Development requirements.
- Collaborate with other agencies to create a comprehensive Watershed Management Plan.
- Assist other departments with implementation of their MS4 permit activities.



**PUBLIC SERVICES -  
 FACILITIES MAINTENANCE - CITY HALL (3202)  
 ACTIVITY DETAIL**

Account Number	Description	FY 23-24 COST
<b>2063</b>	<b>Facility Maintenance Services:</b>	<b>\$ 35,000</b>
	<i>HVAC repairs</i>	6,000
	<i>Backflow device repairs</i>	1,000
	<i>Plumbing repairs</i>	6,000
	<i>Electrical repairs</i>	6,000
	<i>Misc., flooring and mechanical repairs</i>	6,000
	<i>Glass and building fixture repairs</i>	10,000
<b>2069</b>	<b>Contract Services/Projects:</b>	<b>20,000</b>
	<i>Civic Center Perimeter Landscape Upgrades</i>	10,000
	<i>City Hall Atrium Concrete - Increase Seating Area</i>	10,000
<b>2080</b>	<b>Contract Services - Non-Classified:</b>	<b>119,000</b>
	<i>Security alarm services</i>	2,000
	<i>Landscape maintenance</i>	70,000
	<i>Tree trimming - City Hall parking lot</i>	11,000
	<i>Elevator maintenance</i>	5,000
	<i>HVAC maintenance</i>	6,000
	<i>City Hall chiller maintenance</i>	2,000
	<i>Fire system testing/maintenance</i>	4,000
	<i>Diesel fuel tank service</i>	3,000
	<i>Generator testing/maintenance</i>	3,000



**PUBLIC SERVICES -  
 FACILITIES MAINTENANCE - CITY HALL (3202)  
 ACTIVITY DETAIL**

Account Number	Description	FY 23-24 COST
2080	<b>Contract Services - Non-Classified (continued):</b> <i>Misc. mechanical and building services</i> <i>Window cleaning</i> <i>Fire extinguisher service</i> <i>Calsense controllers - access/maintenance</i> <i>Door access control maintenance</i>	2,500 5,000 1,000 1,000 3,500
2090	<b>Equipment Maint &amp; Supplies:</b> City Hall generator and air compressor inspections, radios and auto scrubber	1,000
2170	<b>Special Materials &amp; Supplies:</b> Electrical, plumbing, roofing, lumber, etc., and facility repair materials and special equipment for all buildings and activities	20,000
746-2152	<b>Vehicle Lease:</b> Annual lease payment for (3) vehicles	24,489



**PUBLIC SERVICES -  
 FACILITIES MAINTENANCE - TRANSIT/PUBLIC SERVICES (3205)  
 ACTIVITY DETAIL**

Account Number	Description	FY 23-24 COST
2061	<b>Custodial Supplies:</b> Transportation/Public Services buildings	\$ 18,000
2063	<b>Facility Maintenance Services:</b>	<b>30,000</b>
	<i>HVAC repairs</i>	8,000
	<i>Steel door repairs</i>	5,000
	<i>Backflow device repairs</i>	2,000
	<i>Misc. plumbing, electrical, flooring and mechanical repairs</i>	15,000
2069	<b>Contract Services/Projects:</b> Office improvements/ create addt'l office, cubicle space	<b>30,000</b>
2080	<b>Contract Services - Non-Classified:</b>	<b>45,000</b>
	<i>Security alarm services</i>	4,000
	<i>Landscape maintenance</i>	5,000
	<i>Elevator maintenance</i>	3,000
	<i>HVAC maintenance</i>	7,000
	<i>Fire system testing/maintenance/monitoring</i>	12,000
	<i>Maintenance of rollup doors/auto gates (2)</i>	2,400
	<i>Eyewash stations - maintenance</i>	1,500
	<i>Floor machine servicing</i>	3,000
	<i>Cleaning of floor mats, runners and misc. items</i>	2,500
	<i>Window cleaning</i>	1,500
	<i>Fire extinguisher service</i>	800
	<i>Misc. Services</i>	2,300



**PUBLIC SERVICES -  
FACILITIES MAINTENANCE - TRANSIT/PUBLIC SERVICES (3205)  
ACTIVITY DETAIL**

---

<b>Account Number</b>	<b>Description</b>	<b>FY 23-24 COST</b>
<b>2090</b>	<b>Equipment Maint &amp; Supplies:</b> Air compressor inspections, radios and auto scrubber	<b>1,000</b>
<b>2170</b>	<b>Special Materials &amp; Supplies:</b> Electrical, plumbing, roofing, lumber, etc., and facility repair materials and special equipment for all buildings and activities	<b>10,000</b>



**PUBLIC SERVICES -  
 FACILITIES MAINTENANCE - SOCIAL SERVICES (4101)  
 ACTIVITY DETAIL**

Account Number	Description	FY 23-24 COST
2063	<b>Facility Maintenance Services:</b> HVAC repairs, fire system repairs, and misc. plumbing, electrical, flooring and mechanical repairs	\$ 7,000
2080	<b>Contract Services - Non-Classified:</b>  <i>Security alarm services</i> <i>Landscape maintenance</i> <i>HVAC maintenance</i> <i>Appliance maintenance</i> <i>Cleaning of floor mats, runners and misc. items</i> <i>Fire system testing/maintenance/monitoring</i> <i>Misc. maintenance agreements -Calsense, fire extinguishers, etc.</i> <i>Tree trimming</i>	<b>22,500</b>  5,000 5,000 3,000 1,000 1,000 2,000 3,000 2,500
2170	<b>Special Materials &amp; Supplies:</b> Electrical, plumbing, roofing, lumber, etc.	<b>8,000</b>



**PUBLIC SERVICES -  
FACILITIES MAINTENANCE - SENIOR CENTER (4104)  
ACTIVITY DETAIL**

Account Number	Description	FY 23-24 COST
2061	Custodial Supplies:	\$ 15,000
2063	Facility Maintenance Services: HVAC repairs, fire system repairs, and misc. plumbing, electrical, flooring and mechanical repairs	18,000
2080	Contract Services - Non-Classified:	27,000
	<i>Security alarm services</i>	3,000
	<i>Landscape maintenance</i>	7,500
	<i>HVAC maintenance</i>	2,500
	<i>Appliance maintenance</i>	1,500
	<i>Cleaning of floor mats, runners and misc. items</i>	1,000
	<i>Fire and sprinkler alarm monitoring and inspections</i>	4,500
	<i>Kitchen hood inspections</i>	1,500
	<i>Misc. contract services - backflow, fire extinguishers, etc.</i>	2,000
	<i>Window cleaning</i>	1,000
	<i>Tree trimming</i>	2,500
2170	Special Materials & Electrical, plumbing, roofing, lumber, flooring, mechanical, etc.	8,000
747-2069	Contract Services - Projects:	52,000
	<i>Senior Center - replace vinyl plank flooring and mirror wall in activity room B and commercial carpet squares in billiard room</i>	30,000
	<i>Senior Center - replace vinyl flooring in multi purpose room</i>	22,000

# FACILITIES MAINTENANCE - TOTAL ALL FACILITIES

BUDGET UNIT	ACCT	DESCRIPTION	FY 21-22 ACTUAL	FY 22-23 BUDGET	FY 22-23 Actuals Thru 2/21/23	ESTIMATED ACTUAL FY 22-23	FY 23-24 BUDGET	BUDGET VARIANCE FY24 vs. FY23	%
101-30-XXXX	1020	SALARIES & WAGES	574,599	629,759	370,694	585,900	711,378	81,619	13%
101-30-XXXX	1030	PART TIME WAGES	83,059	184,880	60,131	95,040	139,737	(45,143)	-24%
101-30-XXXX	1040	OVERTIME SALARY & WAGES	177	-	-	-	-	-	-
101-30-XXXX	1048	MEDICAL OPT-OUT-GEN. UNIT	13,842	14,400	6,630	11,366	14,400	-	0%
101-30-XXXX	1049	BILINGUAL/CERTIFICATION PAY	4,683	4,485	2,315	3,658	3,835	(650)	-14%
101-30-XXXX	1050	STAND BY PAY	178	-	1,203	1,902	2,200	2,200	-
101-30-XXXX	1060	PAID SICK LEAVE	4,191	5,400	5,959	15,360	9,600	4,200	78%
101-30-XXXX	1065	ACCRUED PAID VACATION	22,134	25,600	-	24,500	33,800	8,200	32%
101-30-XXXX	1070	PAID SICK LEAVE ON TERMIN	8,138	-	-	-	-	-	-
101-30-XXXX	1080	MEDICARE	10,244	12,536	6,393	10,697	13,269	733	6%
101-30-XXXX	1082	PERS - EMPLOYEES' PORTION	3,710	-	-	-	-	-	-
101-30-XXXX	1083	PERS - EMPLOYER PORTION	215,736	239,504	137,002	216,539	279,795	40,291	17%
101-30-XXXX	1084	UNIFORM ALLOWANCE	-	-	1,985	3,137	-	-	-
101-30-XXXX	1085	LIFE INSURANCE	1,412	2,047	947	1,623	1,940	(107)	-5%
101-30-XXXX	1088	LONG-TERM DISABILITY INSURANCE	4,428	6,362	2,866	4,914	7,185	823	13%
101-30-XXXX	1090	MEDICAL INS - FT EMPLOYEES	94,880	111,563	64,843	111,160	131,548	19,985	18%
101-30-XXXX	1091	DENTAL INS - FT EMPLOYEES	8,855	9,228	5,322	9,123	10,396	1,168	13%
101-30-XXXX	1092	VISION INS - FT EMPLOYEES	1,147	1,202	704	1,206	1,354	152	13%
101-30-XXXX	1097	WORKER'S COMPENSATION	97,812	104,668	63,184	94,776	101,675	(2,993)	-3%
101-30-XXXX	1100	ACA AFFORDABILITY STIPEND	-	480	-	-	-	(480)	-100%
<b>PERSONNEL EXPENDITURES:</b>			<b>1,149,226</b>	<b>1,352,114</b>	<b>730,180</b>	<b>1,190,902</b>	<b>1,462,112</b>	<b>109,998</b>	<b>8%</b>

# FACILITIES MAINTENANCE - TOTAL ALL FACILITIES

BUDGET UNIT	ACCT	DESCRIPTION	FY 21-22 ACTUAL	FY 22-23 BUDGET	FY 22-23 Actuals Thru 2/21/23	ESTIMATED ACTUAL FY 22-23	FY 23-24 BUDGET	BUDGET VARIANCE FY24 vs. FY23	%
101-30-XXXX	2061	CUSTODIAL SUPPLIES	58,761	57,000	33,359	59,800	61,800	4,800	8%
101-30-XXXX	2062	MTCE & REPAIR SUPPLIES	750	-	-	-	-	-	-
101-30-XXXX	2063	FACILITY MTCE SERVICES/CONTRACTS	110,132	78,000	64,825	79,781	90,000	12,000	15%
101-30-XXXX	2069	CONTRACT SVC/PROJECTS	-	20,000	32,594	52,593	50,000	30,000	150%
101-30-XXXX	2080	CONTRACT SVC/NON-CLASS	197,843	195,200	100,331	222,400	213,500	18,300	9%
101-30-XXXX	2090	EQUIP MTCE & SUPPLIES	-	2,000	-	2,000	2,000	-	0%
101-30-XXXX	2100	UTILITIES	289,347	307,600	153,294	390,000	409,500	101,900	33%
101-30-XXXX	2150	RENTAL EXPENSE	66	100	33	100	100	-	0%
101-30-XXXX	2170	SPECIAL MAT'LS-SUPPLIES	40,022	35,000	33,290	43,353	46,000	11,000	31%
101-30-XXXX	2180	SMALL TOOL	1,092	1,092	728	1,911	1,092	-	0%
101-30-XXXX	2220	VEHICLE MTCE & SUPPLIES	50,716	47,700	19,989	43,413	45,084	(2,616)	-5%
101-30-XXXX	2231	VANDALISM REPAIR	238	2,000	-	2,000	2,000	-	0%
<b>OPERATING EXPENDITURES:</b>			<b>748,968</b>	<b>745,692</b>	<b>438,443</b>	<b>897,351</b>	<b>921,076</b>	<b>175,384</b>	<b>24%</b>
101-30-XXXX	3850	C/O-TOOLS & WORK EQUIP	-	12,000	-	7,000	-	(12,000)	-100%
101-30-XXXX	3870	C/O-FURNITURE AND FIXTURES	-	-	171	200	-	-	-
101-30-XXXX	3880	C/O-MISCELLANEOUS OTHER	-	33,000	-	33,750	-	(33,000)	-100%
<b>CAPITAL OUTLAY EXPENDITURES:</b>			<b>-</b>	<b>45,000</b>	<b>171</b>	<b>40,950</b>	<b>-</b>	<b>83,584</b>	<b>186%</b>
<b>GENERAL FUND - TOTAL:</b>			<b>1,898,194</b>	<b>2,142,806</b>	<b>1,168,794</b>	<b>2,129,203</b>	<b>2,383,188</b>	<b>(36,616.15)</b>	<b>-2%</b>

# FACILITIES MAINTENANCE - TOTAL ALL FACILITIES

BUDGET UNIT	ACCT	DESCRIPTION	FY 21-22 ACTUAL	FY 22-23 BUDGET	FY 22-23 Actuals Thru 2/21/23	ESTIMATED ACTUAL FY 22-23	FY 23-24 BUDGET	BUDGET VARIANCE FY24 vs. FY23	%
746-30-XXXX	2152	VEHICLE LEASE	24,489	24,489	16,326	24,489	24,489	-	0%
746-30-XXXX	3820	C/O-AUTOMOTIVE EQUIPMENT	1,326	-	-	-	-	-	-
		<b>VEHICLE &amp; EQUIPMENT REPLACEMENT FUND - TOTAL:</b>	<b>25,815</b>	<b>24,489</b>	<b>16,326</b>	<b>24,489</b>	<b>24,489</b>	<b>-</b>	<b>0%</b>
747-30-XXXX	2069	CONTRACT SVC/PROJECTS	-	30,000	-	-	-	(30,000)	-100%
		<b>FACILITIES RENOVATION FUND - TOTAL:</b>	<b>-</b>	<b>30,000</b>	<b>-</b>	<b>-</b>	<b>-</b>	<b>(30,000)</b>	<b>-100%</b>
		<b>ALL FUNDS - TOTAL:</b>	<b>1,924,008</b>	<b>2,197,295</b>	<b>1,185,120</b>	<b>2,153,693</b>	<b>2,407,677</b>	<b>210,382</b>	<b>10%</b>

# PUBLIC SERVICES

## *Civic Center Parking Structure*

(3203)



### **Description of Activities**

The Norwalk Civic Center Parking Structure provides parking facilities for visitors and employees of the Los Angeles County Courthouse, patrons of the Norwalk Civic Center and the Norwalk Entertainment Center. The tri-level structure has 1,019 parking spaces providing ease to accessible and safe parking for visitors to the Norwalk Civic Center area. Management services for the Parking Structure, include attendant booth/facility staffing, power sweeping, and landscaping are provided by private management companies.

### **Objectives**

- Provide quality, efficient, and proactive maintenance throughout the facility and surrounding areas.
- Provide efficient facility management.
- Provide a safe and clean parking environment for Civic Center/Entertainment Center patrons.
- Provide an efficient parking payment system and continue evaluating rates and cost efficiencies for adjustments as necessary.
- Research an automated parking system for reduced costs and improved efficiency.



**PUBLIC SERVICES -  
CIVIC CENTER PARKING STRUCTURE  
ACTIVITY DETAIL**

Account Number	Description	FY 23-24 COST
<b>2063</b>	<b>Facility Maintenance Services:</b>	<b>\$ 12,500</b>
	<i>Elevator repairs</i>	<i>2,500</i>
	<i>General maintenance repairs - plant material, paint, lights, etc.</i>	<i>6,000</i>
	<i>Gate repairs</i>	<i>2,500</i>
	<i>Fire protection repairs</i>	<i>1,500</i>
<b>2069</b>	<b>Contract Services - Projects:</b> LED Light Replacement Project for structure.	<b>30,000</b>
<b>2080</b>	<b>Contract Services - Non-Classified:</b>	<b>249,000</b>
	<i>Contract management of facility including security, booth/facility staffing, management operations, and general facility maintenance. Cost reverted back to standard due to postponed install for kiosk system</i>	<i>185,000</i>
	<i>Elevator maintenance</i>	<i>6,000</i>
	<i>Structure sweeping services</i>	<i>42,000</i>
	<i>Landscaping maintenance</i>	<i>9,000</i>
	<i>Misc. Contract Services - striping, hose reels, extinguisher, etc.</i>	<i>3,000</i>
	<i>Access card reader maintenance</i>	<i>2,000</i>
	<i>Window cleaning</i>	<i>2,000</i>
<b>2170</b>	<b>Special Materials/Supplies:</b> Materials needed for daily structure operation - paint, bulbs, chemicals, trash can liners, etc.	<b>5,000</b>
<b>2231</b>	<b>Vandalism Repair:</b> Vandal shield window covering, fire box repair/extinguishers, etc.	<b>2,500</b>

# PARKING STRUCTURE OPERATIONS

BUDGET UNIT	ACCT	DESCRIPTION	FY 21-22 ACTUAL	FY 22-23 BUDGET	FY 22-23 Actuals Thru 2/21/23	ESTIMATED ACTUAL FY 22-23	FY 23-24 BUDGET	BUDGET VARIANCE FY24 vs. FY23	%
101-90-9243	3990	TRANSFER TO COVER REVENUE SHORTFALL	255,457	381,137	-	411,587	427,510	46,373	12%
<b>GENERAL FUND - TOTAL:</b>			<b>255,457</b>	<b>381,137</b>	<b>-</b>	<b>411,587</b>	<b>427,510</b>	<b>46,373.00</b>	<b>12%</b>
243-30-3203	1020	SALARIES & WAGES	5,084	27,013	15,643	24,725	28,337	1,324	5%
243-30-3203	1030	PART TIME WAGES / PSO	146	-	-	-	-	-	-
243-30-3203	1040	OVERTIME SALARY & WAGES	129	-	-	-	-	-	-
243-30-3203	1048	MEDICAL OPT-OUT GEN. UNIT	833	-	-	-	-	-	-
243-30-3203	1049	BILINGUAL/CERTIFICATION PAY	(6)	325	188	297	325	-	0%
243-30-3203	1050	STANDBY PAY	80	-	-	-	-	-	-
243-30-3203	1065	ACCRUED PAID VACATION	-	-	-	1,300	1,600	1,600	-
243-30-3203	1080	MEDICARE	91	397	231	382	416	19	5%
243-30-3203	1083	PERS - EMPLOYER PORTION	1,893	10,274	5,815	9,191	11,145	871	8%
243-30-3203	1084	UNIFORM ALLOWANCE	-	-	75	119	-	-	-
243-30-3203	1085	LIFE INSURANCE	1	105	3	6	110	5	5%
243-30-3203	1088	LONG-TERM DISABILITY INSURANCE	43	273	122	209	286	13	5%
243-30-3203	1090	MEDICAL INS - FT EMPLOYEES	-	4,492	2,452	4,204	4,709	217	5%
243-30-3203	1091	DENTAL INS - FT EMPLOYEES	-	584	323	553	584	-	0%
243-30-3203	1092	VISION INS - FT EMPLOYEES	-	76	42	73	76	-	0%
243-30-3203	1097	WORKER'S COMPENSATION	384	425	256	171	400	(25)	-6%
243-30-3203	1098	OPEB - ACTIVE FT EMPLOYEES	4,200	4,200	-	4,200	4,200	-	0%
<b>PERSONNEL EXPENDITURES:</b>			<b>12,877</b>	<b>48,164</b>	<b>25,151</b>	<b>45,429</b>	<b>52,188</b>	<b>4,024</b>	<b>8%</b>

# PARKING STRUCTURE OPERATIONS

BUDGET UNIT	ACCT	DESCRIPTION	FY 21-22 ACTUAL	FY 22-23 BUDGET	FY 22-23 Actuals Thru 2/21/23	ESTIMATED ACTUAL FY 22-23	FY 23-24 BUDGET	BUDGET VARIANCE FY24 vs. FY23	%
243-30-3203	2063	FACILITY MTCE SVC/CONTRACTS	10,717	12,500	5,234	11,500	12,500	-	0%
243-30-3203	2069	CONTRACT SVC/PROJECTS	12,257	20,000	19,870	19,870	30,000	10,000	50%
243-30-3203	2080	CONTRACT SVC/NON-CLASS	70,988	244,000	107,853	244,000	249,000	5,000	2%
243-30-3203	2100	UTILITIES	42,677	57,750	22,449	52,000	54,600	(3,150)	-5%
243-30-3203	2170	SPECIAL MAT'LS-SUPPLIES	4,009	5,000	2,204	4,800	5,000	-	0%
243-30-3203	2190	TELEPHONE & FAX	912	3,500	813	5,100	5,500	2,000	57%
243-30-3203	2231	VANDALISM REPAIR	2,502	2,500	-	2,500	2,500	-	0%
243-30-3203	2450	LIAB, FIRE & OTHERS INS.	38,957	36,800	38,891	39,000	37,600	800	2%
<b>OPERATING EXPENDITURES:</b>			<b>183,019</b>	<b>382,050</b>	<b>197,314</b>	<b>378,770</b>	<b>396,700</b>	<b>14,650</b>	<b>4%</b>
243-30-3203	3850	C/O-TOOLS & EQUIPMENT	3,615	-	-	-	-	-	-
<b>CAPITAL OUTLAY EXPENDITURES:</b>			<b>3,615</b>	<b>-</b>	<b>-</b>	<b>-</b>	<b>-</b>	<b>-</b>	<b>-</b>
243-90-9320	3990	TRANSFER TO DEBT SERVICE FUND	252,388	252,388	-	252,388	253,622	1,234	0%
<b>PARKING STRUCTURE OPERATION FUND TOTAL:</b>			<b>451,899</b>	<b>682,602</b>	<b>222,465</b>	<b>676,587</b>	<b>702,510</b>	<b>19,908</b>	<b>3%</b>
243-90-9101	4790	TRANSFER IN / CITY'S FUNDING	(255,457)	(381,137)	-	(411,587)	(427,510)	(46,373)	12%
243-90-9219	4790	TRANSFER IN / ARPA FUNDING	(70,626)	-	-	-	-	-	-
<b>ALL FUNDS - TOTAL:</b>			<b>381,274</b>	<b>682,602</b>	<b>222,465</b>	<b>676,587</b>	<b>702,510</b>	<b>19,908</b>	<b>3%</b>

# PUBLIC SERVICES

## *Norwalk/Santa Fe Springs Transportation Center*

(3204)



### **Description of Activities**

The City of Norwalk, as the lead agency for the Norwalk/Santa Fe Springs Transportation Center, operates the facility in conjunction with the City of Santa Fe Springs. Costs for maintenance and operation of the Transportation Center are shared equally between the two cities.

The Transportation Center serves the business community and public agencies in providing alternative means of transportation for residents of Norwalk and neighboring communities. The Transportation Center continues to serve as a key link in the regional transportation system.

### **Objectives**

- Provide a quality, efficient and proactive maintenance environment throughout the facility and surrounding areas.
- Provide a safe and clean parking location for Transportation Center users, while providing security services through the Norwalk Department of Public Safety.
- Collaborate with surrounding Cities to gather input to provide business and public agencies with a convenient transportation alternative for employees.
- Identify, assess and implement maintenance upgrades in an effort to enhance and improve the overall appearance of the Transportation Center.



**PUBLIC SERVICES -  
NORWALK/SANTA FE SPRINGS TRANSPORTATION CENTER  
ACTIVITY DETAIL**

Account Number	Description	FY 23-24 COST
<b>2063</b>	<b>Facility Maintenance Services:</b>	<b>\$ 8,000</b>
	<i>Elevator repair</i>	2,500
	<i>General maintenance - plant material, paint, lights, etc.</i>	3,500
	<i>Fire sprinkler repairs</i>	2,000
<b>2080</b>	<b>Contract Services - Non-Classified:</b>	<b>74,000</b>
	<i>Elevator maintenance</i>	6,000
	<i>Structure sweeping services</i>	26,000
	<i>Landscaping maintenance</i>	30,000
	<i>Alarm monitoring</i>	7,000
	<i>Misc. contract services - fire extinguishers, etc.</i>	3,000
	<i>Citation processing/management - misc.</i>	500
	<i>Window cleaning</i>	1,500
<b>2170</b>	<b>Special Materials/Supplies:</b>	<b>5,000</b>
	Maintenance supplies - bulbs, ballasts, paint, decals, trash can liners, etc.	
<b>2231</b>	<b>Vandalism Repairs:</b>	<b>1,000</b>
	Damage to structure, windows, and platforms	
<b>2401</b>	<b>Parking Citations Surcharge:</b>	<b>1,000</b>
	State mandated surcharges for parking citations	



**PUBLIC SERVICES -  
NORWALK/SANTA FE SPRINGS TRANSPORTATION CENTER  
ACTIVITY DETAIL**

Account Number	Description	FY 23-24 COST
<b>227-3206</b>	<b>EV Charging Stations</b>	
<b>2080</b>	<b>Contract Services - Non- Classified:</b> Electric vehicle charging station maintenance - customer support, data access, reporting, etc.	<b>500</b>
<b>2100</b>	<b>Utilities:</b> Electric meter charges	<b>2,100</b>
<b>2170</b>	<b>Special Materials/Supplies:</b> Credit card receipt paper, printer parts, etc.	<b>2,500</b>

# TRANSPORTATION CENTER OPERATIONS

BUDGET UNIT	ACCT	DESCRIPTION	FY 21-22 ACTUAL	FY 22-23 BUDGET	FY 22-23 Actuals Thru 2/21/23	ESTIMATED ACTUAL FY 22-23	FY 23-24 BUDGET	BUDGET VARIANCE FY24 vs. FY23	%
227-30-3204	1020	REG SALARIES & WAGES	133,275	147,522	85,529	135,183	197,127	49,605	34%
227-30-3204	1030	PART TIME WAGES / PSO	102,822	398,373	36,324	57,411	349,395	(48,978)	-12%
227-30-3204	1040	OVERTIME SALARY & WAGES	1,560	-	201	318	-	-	-
227-30-3204	1048	MEDICAL OPT-OUT-GEN. UNIT	2,102	2,448	948	1,625	-	(2,448)	-100%
227-30-3204	1049	BILINGUAL/CERTIFICATION PAY	1,804	1,911	1,125	1,778	2,561	650	34%
227-30-3204	1050	STANDBY PAY	9	-	129	203	250	250	-
227-30-3204	1060	PAID SICK LEAVE	1,022	2,000	367	367	500	(1,500)	-75%
227-30-3204	1065	ACCRUED PAID VACATION	8,916	6,000	-	4,600	4,800	(1,200)	-20%
227-30-3204	1070	PAID SICK LEAVE ON TERMINATION	6,394	-	-	-	-	-	-
227-30-3204	1075	SEVERANCE PAY	2,915	-	-	-	-	-	-
227-30-3204	1078	MANAGEMENT BENEFIT 401A	272	292	172	273	306	14	5%
227-30-3204	1080	MEDICARE	3,723	8,114	1,798	2,925	8,064	(51)	-1%
227-30-3204	1081	MGMT BENEFIT/MEDICAL	1,096	1,069	585	924	1,140	71	7%
227-30-3204	1083	PERS - EMPLOYER PORTION	50,688	56,106	31,876	50,381	77,533	21,427	38%
227-30-3204	1084	UNIFORM ALLOWANCE	-	-	240	379	-	-	-
227-30-3204	1085	LIFE INSURANCE	250	574	95	162	489	(85)	-15%
227-30-3204	1088	LONG-TERM DISABILITY INSURANCE	1,088	1,490	663	1,137	1,990	500	34%
227-30-3204	1090	MEDICAL INS - FT EMPLOYEES	19,150	15,395	9,550	16,372	32,052	16,657	108%
227-30-3204	1090M	MEDICAL INS - MANAGEMENT	833	899	500	857	942	43	5%
227-30-3204	1091	DENTAL INS - FT EMPLOYEES	1,905	1,986	1,117	1,915	2,967	981	49%
227-30-3204	1092	VISION INS - FT EMPLOYEES	268	281	167	287	409	128	46%
227-30-3204	1093	MEDICAL INS - PT EMPL	3,477	-	718	1,230	-	-	-
227-30-3204	1094	DENTAL INS - PT EMPL	40	-	17	30	-	-	-
227-30-3204	1097	WORKER'S COMPENSATION	2,256	2,315	1,400	2,100	-	(2,315)	-100%
227-30-3204	1098	OPEB - ACTIVE FT EMPLOYEES	13,200	13,200	-	-	14,000	800	6%
227-30-3204	1100	ACA AFFORDABILITY STIPEND	-	-	48	-	-	-	-
<b>PERSONNEL EXPENDITURES:</b>			<b>359,063</b>	<b>659,975</b>	<b>173,570</b>	<b>280,458</b>	<b>694,525</b>	<b>34,549</b>	<b>5%</b>

# TRANSPORTATION CENTER OPERATIONS

BUDGET UNIT	ACCT	DESCRIPTION	FY 21-22 ACTUAL	FY 22-23 BUDGET	FY 22-23 Actuals Thru 2/21/23	ESTIMATED ACTUAL FY 22-23	FY 23-24 BUDGET	BUDGET VARIANCE FY24 vs. FY23	%
227-30-3204	2063	FACILITY MTCE SVC/CONTRACTS	4,140	8,000	-	7,500	8,000	-	0%
227-30-3204	2069	CONTRACT SVC/PROJECTS	19,495	572,000	-	572,000	-	(572,000)	-100%
227-30-3204	2080	CONTRACT SVC/NON-CLASS	60,541	73,000	48,492	63,000	74,000	1,000	1%
227-30-3204	2100	UTILITIES	36,323	48,090	18,351	42,000	44,100	(3,990)	-8%
227-30-3204	2170	SPECIAL MAT'LS-SUPPLIES	3,133	5,000	339	5,000	5,000	-	0%
227-30-3204	2190	TELEPHONE & FAX	456	5,100	190	1,000	5,600	500	10%
227-30-3204	2231	VANDALISM REPAIR	881	1,000	-	1,000	1,000	-	0%
227-30-3204	2401	PARKING CITATIONS SURCHARGE	312	1,000	288	1,000	1,000	-	0%
227-30-3204	2450	LIAB, FIRE & OTHERS INS.	38,957	36,800	38,891	38,891	37,600	800	2%
<b>OPERATING EXPENDITURES:</b>			<b>164,238</b>	<b>749,990</b>	<b>106,550</b>	<b>731,391</b>	<b>176,300</b>	<b>(573,690)</b>	<b>-76%</b>
227-30-3204	3850	C/O-TOOLS & EQUIPMENT	14,108	-	-	-	-	-	-
<b>CAPITAL OUTLAY EXPENDITURES:</b>			<b>14,108</b>	<b>-</b>	<b>-</b>	<b>-</b>	<b>-</b>	<b>-</b>	<b>-</b>
<b>EV CHARGING STATIONS</b>									
227-30-3206	2069	CONTRACT SVS/PROJECTS	-	6,000	-	6,000	-	(6,000)	-100%
227-30-3206	2080	CONTRACT SVC/NON-CLASS	-	2,500	2,500	2,500	500	(2,000)	-80%
227-30-3206	2100	UTILITIES	153	5,250	38	2,000	2,100	(3,150)	-60%
227-30-3206	2170	SPECIAL MAT'LS-SUPPLIES	-	500	-	500	2,500	2,000	400%
<b>OPERATING EXPENDITURES:</b>			<b>153</b>	<b>14,250</b>	<b>2,538</b>	<b>11,000</b>	<b>5,100</b>	<b>(9,150)</b>	<b>-64%</b>
<b>ALL FUNDS - TOTAL:</b>			<b>537,562</b>	<b>1,424,215</b>	<b>282,658</b>	<b>1,022,849</b>	<b>875,925</b>	<b>(548,291)</b>	<b>-38%</b>

# PUBLIC SERVICES

## *Street Maintenance*

(3302)



### **Description of Activities**

The Street Maintenance Section is responsible for maintaining 187 miles of asphalt pavement and 400 miles of sidewalks citywide. The Section prepares designated streets for overlay utilizing several repair methods, and maintains 220,000 square feet of drainage, 11,250 square feet of culverts, 5,700 linear feet of dead-ends and cul-de-sacs, and 306,825 square feet of City-owned lots, hillsides, parkways and commercial sidewalks. Additionally, this Section maintains public trash receptacles and manages bus stop shelter cleaning contract services at various locations citywide.

### **Objectives**

- Repair damaged asphalt prior to street improvement projects citywide.
- Improve street and alley conditions causing hazardous road situations utilizing in-house resources and equipment.
- Collaborate with the Engineering Department at regular scheduled meetings to set goals and determine deteriorating citywide street and alley conditions for future Capital Improvement project planning.
- Repair damaged sidewalks citywide in a timely and efficient manner, as soon as hazards are reported or identified/observed.
- Maintain cleanliness of bus benches, shelters, and trash receptacles at all bus stop locations citywide, via oversight of contractor performance.
- Remove illegally dumped or abandoned items from the City's right-of-way/alleyways, where causing hazardous situations and/or obstructing traffic.
- Complete replacement of damaged concrete on center medians citywide.
- Install and replace bus stop furniture.



# PUBLIC SERVICES - STREET MAINTENANCE

## ACTIVITY DETAIL

Account Number	Description	FY 23-24 COST
2080	<b>Contract Services - Non-Classified:</b>  <i>Landscaping maintenance</i> <i>Hazardous materials removal</i>	<b>\$ 10,400</b>  3,400 7,000
2090	<b>Equipment Maintenance &amp; Supplies:</b>  Pumps, sprayers, ventilators, grinding bits, and hydraulic hoses	<b>1,200</b>
3880	<b>Capital Outlay - Miscellaneous Other:</b>  <i>Concrete Grinder with vacuum attachment (Repl. #12173)</i> <i>Vacuum Attachment for existing concrete grinder</i>	<b>16,100</b>  11,000 5,100
Gas Tax - 2080	<b>Contract Services - Non-Classified:</b>  Bridge preventative maintenance - City's share for County bridge inspection/maintenance program	<b>10,000</b>
Prop C - 2080	<b>Contract Services - Non-Classified:</b>  Bus stop maintenance	<b>197,000</b>
Prop C - 2170	<b>Special Materials/Supplies:</b>  Bus stop shelter locks, liner inserts, misc. items for repairs	<b>5,000</b>
Measure R - 2080	<b>Contract Services - Non-Classified:</b>  <i>Citywide sidewalk/curb &amp; gutter repairs</i> <i>Bus stop repairs and street/right-of-way repairs</i>	<b>307,500</b>  300,000 7,500



# **PUBLIC SERVICES - STREET MAINTENANCE**

## **ACTIVITY DETAIL**

<b>Account Number</b>	<b>Description</b>	<b>FY 23-24 COST</b>
<b>Measure R - 2170</b>	<b>Special Materials/Supplies:</b> Asphalt/street repair products	<b>50,000</b>
<b>746-2152</b>	<b>Vehicle Lease:</b> Annual lease payment for (6) vehicles	<b>78,780</b>
<b>746-3820</b>	<b>Capital Outlay - Automotive:</b> Public Services replacement vehicles - aftermarket equipment	<b>43,149</b>
<b>746-3880</b>	<b>Capital Outlay - Other:</b> Trailer for patch roller unit no. 31461, (Asset No. 9169) - carry over	<b>7,000</b>
<b>748-2080</b>	<b>Contract Services - Non-Classified:</b> Street Maintenance & Improvements carry over from FY23	<b>500,000</b>

# STREET MAINTENANCE

BUDGET UNIT	ACCT	DESCRIPTION	FY 21-22 ACTUAL	FY 22-23 BUDGET	FY 22-23 Actuals Thru 2/21/23	ESTIMATED ACTUAL FY 22-23	FY 23-24 BUDGET	BUDGET VARIANCE FY24 vs. FY23	%
101-30-3302	1020	REG SALARIES & WAGES	249,109	333,011	163,371	258,215	333,918	907	0%
101-30-3302	1040	OVERTIME SALARIES	987	-	448	708	-	-	-
101-30-3302	1048	MEDICAL OPT-OUT-GEN. UNIT	-	-	3,675	6,300	5,400	5,400	-
101-30-3302	1049	BILINGUAL/CERTIFICATION PAY	637	943	645	1,020	780	(163)	-17%
101-30-3302	1050	STAND BY PAY	885	-	-	-	-	-	-
101-30-3302	1060	PAID SICK LEAVE	1,842	2,200	1,875	3,875	2,000	(200)	-9%
101-30-3302	1065	ACCRUED PAID VACATION	3,440	3,600	232	3,532	3,400	(200)	-6%
101-30-3302	1070	PAID SICK LEAVE ON TERMINATION	-	-	4,090	-	-	-	-
101-30-3302	1080	MEDICARE	2,936	4,926	2,414	3,968	5,009	83	2%
101-30-3302	1083	PERS - EMPLOYER PORTION	93,213	126,647	60,242	95,215	131,332	4,685	4%
101-30-3302	1084	UNIFORM ALLOWANCE	-	-	927	1,465	-	-	-
101-30-3302	1085	LIFE INSURANCE	554	888	329	564	691	(197)	-22%
101-30-3302	1088	LONG-TERM DISABILITY INSURANCE	1,890	3,363	1,203	2,063	3,372	9	0%
101-30-3302	1090	MEDICAL INS - FT EMPLOYEES	67,967	78,367	36,320	62,262	84,549	6,182	8%
101-30-3302	1091	DENTAL INS - FT EMPLOYEES	4,593	6,074	2,255	3,865	5,198	(876)	-14%
101-30-3302	1092	VISION INS - FT EMPLOYEES	595	791	294	504	677	(114)	-14%
101-30-3302	1097	WORKER'S COMPENSATION	73,620	81,335	49,096	73,644	76,700	(4,635)	-6%
<b>PERSONNEL EXPENDITURES:</b>			<b>502,269</b>	<b>642,144</b>	<b>327,414</b>	<b>517,199</b>	<b>653,026</b>	<b>10,882</b>	<b>2%</b>
101-30-3302	2080	CONTRACT SVC/NON-CLASS	9,854	9,800	1,396	7,000	10,400	600	6%
101-30-3302	2090	EQUIP MTCE & SUPPLIES	-	1,000	-	1,000	1,200	200	20%
101-30-3302	2180	SMALL TOOLS	-	400	-	400	500	100	25%
101-30-3302	2220	VEHICLE MTCE & SUPPLIES	78,647	73,000	34,381	61,133	63,690	(9,310)	-13%
101-30-3302	2225	VEHICLE MTCE - LEASED VEH	1,839	1,837	937	2,655	2,600	763	42%
<b>OPERATING EXPENDITURES:</b>			<b>90,340</b>	<b>86,037</b>	<b>37,490</b>	<b>72,966</b>	<b>78,390</b>	<b>(7,647)</b>	<b>-9%</b>

# STREET MAINTENANCE

BUDGET UNIT	ACCT	DESCRIPTION	FY 21-22 ACTUAL	FY 22-23 BUDGET	FY 22-23 Actuals Thru 2/21/23	ESTIMATED ACTUAL FY 22-23	FY 23-24 BUDGET	BUDGET VARIANCE FY24 vs. FY23	%
101-30-3302	3880	MISCELLANEOUS- OTHER	-	16,700	16,547	16,547	16,100	(600)	-4%
		CAPITAL OUTLAY EXPENDITURES:	-	16,700	16,547	16,547	16,100	(600)	-4%
101-30-3302	3996	INTER-DEPT TXFR/GAS TAX	(406,113)	(500,000)	-	(500,000)	(500,000)	-	0%
		INTER-DEPARTMENTAL TRANSFERS:	(406,113)	(500,000)	-	(500,000)	(500,000)	-	0%
		GENERAL FUND - TOTAL:	186,496	244,881	381,452	106,711	247,516	2,634.52	1%

# STREET MAINTENANCE

BUDGET UNIT	ACCT	DESCRIPTION	FY 21-22 ACTUAL	FY 22-23 BUDGET	FY 22-23 Actuals Thru 2/21/23	ESTIMATED ACTUAL FY 22-23	FY 23-24 BUDGET	BUDGET VARIANCE FY24 vs. FY23	%
204-30-3302	3996	INTER-DEPT TXFR/GAS TAX	406,113	500,000	-	500,000	500,000	-	0%
204-30-3302	2080	CONTRACT SERVICES	-	10,000	-	-	10,000	-	0%
GAS TAX FUND - TOTAL:			406,113	510,000	-	500,000	510,000	-	0%
227-30-3302	2080	CONTRACT SERVICES	156,084	167,000	83,817	178,000	197,000	30,000	18%
227-30-3302	2170	SPECIAL MATERIALS/SUPPLIES	-	-	-	-	5,000	5,000	-
PROP C FUND - TOTAL:			156,084	167,000	83,817	178,000	202,000	35,000	21%
228-30-3302	2080	CONTRACT SERVICES	363,259	307,500	154,415	400,000	307,500	-	0%
228-30-3302	2170	SPECIAL MATERIALS/SUPPLIES	37,947	50,000	29,842	50,000	50,000	-	0%
MEASURE R FUND - TOTAL:			401,206	357,500	184,257	450,000	357,500	-	0%
746-30-3302	2152	VEHICLE LEASE	25,776	42,528	18,453	30,665	78,780	36,252	85%
746-30-3302	3820	C/O-AUTOMOTIVE EQUIPMENT	1,326	15,000	2,402	2,402	43,149	28,149	188%
746-30-3302	3880	C/O-OTHER	-	7,000	-	-	7,000	-	0%
VEHICLE & EQUIPMENT REPLACEMENT FUND - TO			27,102	64,528	20,855	33,067	128,929	64,401	100%
748-30-3302	2080	CONTRACT SERVICES	15,577	530,000	12,997	66,385	500,000	(30,000)	-6%
STREET RENOVATION FUND - TOTAL:			15,577	530,000	12,997	66,385	500,000	(30,000)	-6%
ALL FUNDS - TOTAL:			1,192,578	1,873,909	683,378	1,334,163	1,945,945	72,036	4%

# PUBLIC SERVICES

## *Traffic Maintenance*

(3303)



### **Description of Activities**

The Traffic Maintenance Section maintains 180 miles of street painting at over 5,600 locations. The Section maintains approximately 45,000 regulatory signs, 300 barricade/guard rails, and other traffic devices such as reflectors, raised pavement markers, and parking bumper stops. The Section maintains all pavement markings City-wide which includes center lines, lane lines, stop bars, crosswalks, etc. This Section also maintains all parking lot markings/linework lots at the Social Service Center, Senior Citizens Center, Alondra Library, City Hall, Transportation Center, Parking Structure, and City parks. The Traffic Maintenance Section also installs, cleans, and maintains all City seasonal and community banners on display in the medians and City facility parking lots.

### **Objectives**

- Respond within 24 hours to all signs knocked down by auto accidents or vandalism.
- Repaint existing painted traffic legends that have been removed due to wear, and in conjunction with street improvement programs.
- Continue replacing painted crosswalks with thermoplastic material.
- Maintain all existing sign and banner inventory on all major thoroughfares.
- Restripe all City parking lot locations.
- Restripe major roadways on an annual basis, through use of contractors and in-house resources.
- Comply with recent and upcoming MUTCD regulation charges related to street name signs and retro-reflectivity standards.
- Replace deteriorated/damaged regulatory, parking, and warning signs in and around neighborhoods City-wide.
- Replace all City Park directional signs City-wide.



# PUBLIC SERVICES - TRAFFIC MAINTENANCE

## ACTIVITY DETAIL

Account Number	Description	FY 23-24 COST
<b>Gas Tax- 2080</b>	<b>Contract Services - Non-Classified:</b> Re-striping of lanes/roadway markings and crosswalk thermoplastic installation carry over from FY 23	<b>80,000</b>
<b>Measure R - 2080</b>	<b>Contract Services - Non-Classified:</b> Traffic control device caused by auto accidents and bridge repairs	<b>5,000</b>
<b>Measure R - 2120</b>	<b>Non-Illuminated Signs:</b> City-wide warning and regulatory signs, street sweeping signage, no parking signs, misc. signage City-wide	<b>90,000</b>
<b>Measure R - 2170</b>	<b>Special Materials &amp; Supplies:</b> Paint, thinners, poles, fencing, guard rails, cones, barricades, bolts dots, bolts, cement, epoxy, etc. for right-of-way areas	<b>22,500</b>
<b>Measure R - 2210</b>	<b>Traffic Marking Materials:</b> Paint for striping and legend replacement	<b>17,000</b>
<b>Measure R - 3850</b>	<b>C/O - Tools and Work Equip.:</b>  <i>Core drill for sign posts</i> <i>Sign post driver kit and accessories</i>	<b>9,500</b>  5,000 4,500
<b>Measure M- 2080</b>	<b>Contract Services- Non-Classified:</b>  <i>City-wide sign inventory study - Phase 2/Phase 3</i> <i>Gridley Road guardrail replacement</i> <i>Replacement of street name signs at 10 intersections</i>	<b>160,000</b>  50,000 50,000 60,000
<b>746-2152</b>	<b>Vehicle Lease:</b> Annual lease payment for (2) vehicles	<b>25,641</b>
<b>746-3820</b>	<b>Capital Outlay - Automotive:</b> Public Services replacement vehicles - aftermarket equipment	<b>101,677</b>

# TRAFFIC MAINTENANCE

BUDGET UNIT	ACCT	DESCRIPTION	FY 21-22 ACTUAL	FY 22-23 BUDGET	FY 22-23 Actuals Thru 2/21/23	ESTIMATED ACTUAL FY 22-23	FY 23-24 BUDGET	BUDGET VARIANCE FY24 vs. FY23	%
101-30-3303	1020	SALARIES & WAGES	301,694	281,387	153,776	243,050	306,919	25,532	9%
101-30-3303	1040	OVERTIME SALARY & WAGES	558	-	132	209	-	-	-
101-30-3303	1045	COMP TIME PAY	175	-	-	-	-	-	-
101-30-3303	1048	MEDICAL OPT-OUT-GEN. UNIT	699	720	114	195	720	-	0%
101-30-3303	1049	BI-LINGUAL/CERTIFICATION PAY	1,306	1,300	778	1,229	1,365	65	5%
101-30-3303	1050	STANDBY PAY	5,032	-	-	-	-	-	-
101-30-3303	1060	PAID SICK LEAVE	2,792	6,300	2,551	9,551	7,200	900	14%
101-30-3303	1065	ACCRUED PAID VACATION	8,744	4,900	-	-	-	(4,900)	-100%
101-30-3303	1070	PAID SICK LEAVE ON TERMINATION	922	-	-	-	-	-	-
101-30-3303	1080	MEDICARE	4,541	4,272	2,189	3,686	4,587	315	7%
101-30-3303	1083	PERS - EMPLOYER PORTION	113,107	107,015	56,765	89,720	120,716	13,701	13%
101-30-3303	1084	UNIFORM ALLOWANCE	-	-	616	974	-	-	-
101-30-3303	1085	LIFE INSURANCE	1,151	1,093	540	925	1,123	30	3%
101-30-3303	1088	LONG-TERM DISABILITY INSURANCE	2,665	2,842	1,243	2,130	3,099	257	9%
101-30-3303	1090	MEDICAL INS - FT EMPLOYEES	82,600	76,540	45,416	77,857	83,204	6,664	9%
101-30-3303	1091	DENTAL INS - FT EMPLOYEES	5,544	4,789	2,766	4,742	5,081	292	6%
101-30-3303	1092	VISION INS - FT EMPLOYEES	718	624	353	605	662	38	6%
101-30-3303	1097	WORKER'S COMPENSATION	64,512	71,123	42,928	64,392	67,300	(3,823)	-5%
<b>PERSONNEL EXPENDITURES:</b>			<b>596,761</b>	<b>562,905</b>	<b>310,166</b>	<b>499,264</b>	<b>601,976</b>	<b>39,071</b>	<b>7%</b>

# TRAFFIC MAINTENANCE

BUDGET UNIT	ACCT	DESCRIPTION	FY 21-22 ACTUAL	FY 22-23 BUDGET	FY 22-23 Actuals Thru 2/21/23	ESTIMATED ACTUAL FY 22-23	FY 23-24 BUDGET	BUDGET VARIANCE FY24 vs. FY23	%
101-30-3303	2080	CONTRACT SVC/NON-CLASS	200	-	-	-	-	-	-
101-30-3303	2090	EQUIP MTCE & SUPPLIES	-	1,500	-	-	1,500	-	0%
101-30-3303	2170	SPECIAL MAT'LS-SUPPLIES	-	500	-	500	2,000	1,500	300%
101-30-3303	2180	SMALL TOOLS	420	1,500	-	1,500	1,500	-	0%
101-30-3303	2225	VEHICLE MTCE - LEASED VEH	-	360	-	-	540	180	50%
101-30-3303	2220	VEHICLE MTCE & SUPPLIES	34,588	31,500	28,502	46,917	49,263	17,763	56%
<b>OPERATING EXPENDITURES:</b>			<b>35,208</b>	<b>35,360</b>	<b>28,502</b>	<b>48,917</b>	<b>54,803</b>	<b>19,443</b>	<b>55%</b>
101-30-3303	3996	INTER-DEPT TXFR/GAS TAX	(545,000)	(375,000)	-	(375,000)	(375,000)	-	0%
<b>GENERAL FUND - TOTAL:</b>			<b>86,968</b>	<b>223,265</b>	<b>338,668</b>	<b>173,181</b>	<b>281,778</b>	<b>58,513.81</b>	<b>26%</b>
204-30-3303	3996	INTER-DEPT TXFR/GAS TAX	915,000	455,000	-	375,000	375,000	(80,000)	-18%
204-30-3303	2080	CONTRACT SVC/NON-CLASS	-	40,000	-	25,000	80,000	40,000	100%
<b>GAS TAX FUND - TOTAL:</b>			<b>915,000</b>	<b>495,000</b>	<b>-</b>	<b>400,000</b>	<b>455,000</b>	<b>(40,000)</b>	<b>-8%</b>
227-30-3303	2080	CONTRACT SERVICES	-	45,000	-	45,000	-	(45,000)	-100%
<b>PROP C FUND - TOTAL:</b>			<b>-</b>	<b>45,000</b>	<b>-</b>	<b>45,000</b>	<b>-</b>	<b>(45,000)</b>	<b>-100%</b>

# TRAFFIC MAINTENANCE

BUDGET UNIT	ACCT	DESCRIPTION	FY 21-22 ACTUAL	FY 22-23 BUDGET	FY 22-23 Actuals Thru 2/21/23	ESTIMATED ACTUAL FY 22-23	FY 23-24 BUDGET	BUDGET VARIANCE FY24 vs. FY23	%
228-30-3303	2080	CONTRACT SERVICES	4,311	5,000	3,362	5,000	5,000	-	0%
228-30-3303	2120	NON-ILLUMINATED SIGNS	73,034	83,000	37,189	75,000	90,000	7,000	8%
228-30-3303	2170	SPECIAL MAT'LS-SUPPLIES	20,817	20,000	9,604	20,000	22,500	2,500	13%
228-30-3303	2210	TRAFFIC MARKING MATERIALS	6,861	15,000	10,587	16,000	17,000	2,000	13%
228-30-3303	3850	C/O-TOOLS & WORK EQUIP	-	10,000	-	10,000	9,500	(500)	-5%
<b>MEASURE R FUND - TOTAL:</b>			<b>105,023</b>	<b>133,000</b>	<b>60,741</b>	<b>126,000</b>	<b>144,000</b>	<b>11,000</b>	<b>8%</b>
229-30-3303	2080	CONTRACT SVC/NON-CLASS	1,519	60,000	7,867	145,000	160,000	100,000	167%
<b>MEASURE M FUND - TOTAL:</b>			<b>1,519</b>	<b>60,000</b>	<b>7,867</b>	<b>145,000</b>	<b>160,000</b>	<b>100,000</b>	<b>167%</b>
746-30-3303	2152	VEHICLE LEASE	-	12,054	-	-	25,641	13,587	113%
746-30-3303	3820	C/O-AUTOMOTIVE EQUIPMENT	-	7,500	-	-	101,677	94,177	1256%
<b>VEHICLE &amp; EQUIPMENT REPLACEMEN</b>			<b>-</b>	<b>19,554</b>	<b>-</b>	<b>-</b>	<b>127,318</b>	<b>107,764</b>	<b>551%</b>
<b>ALL FUNDS - TOTAL:</b>			<b>1,108,510</b>	<b>975,819</b>	<b>407,276</b>	<b>889,181</b>	<b>1,168,096</b>	<b>192,278</b>	<b>20%</b>

# PUBLIC SERVICES

## *Signals & Street Lighting*

(3304)



### **Description of Activities**

The Signals & Street Lighting Section maintains 82 signalized intersections (includes three Pedestrian signals), 1 fire pre-emption signal (Norwalk x Adoree), 3 flashing beacons (Firestone, west of 5 freeway; Alondra, west of Excelsior; and Bloomfield, south of Markdale), and 276 safety lighting fixtures City-wide. This Section also has an in-house repair program in which signals and safety lighting equipment is rebuilt. Additional responsibilities include the maintenance of lights on park grounds, assistance with all electrical installations and retrofits, and maintenance of all illuminated street name signs. Also, this Section provides 24 hour emergency service response for signal outages.

### **Objectives**

- Provide monthly preventative maintenance and inspect, monitor, and adjust all signalized intersections and beacons.
- Maintain replacement of light emitting diodes (LED's) City-wide as needed.
- Conduct monthly nighttime signal, street light, and safety light inspections.
- Proactively communicate with Southern California Edison and Caltrans to address deficiencies to their agency owned lighting and/or signal infrastructure.
- Coordinate with surrounding cities, Caltrans, and LA County to continually improve traffic flow.
- Continue cost recovery efforts for damaged signal poles/equipment caused by traffic accidents and/or electrical malfunctions caused by service providers.
- Initiate the construction phase for Cycle 6 federal HSIP grant funded traffic signal projects and complete the design phase for Cycle 7 federal HSIP grant funded traffic projects to the upgrade of traffic signals and curb ramps.
- Initiate the design phase for Cycle 8 federal HSIP grant funded traffic signal projects to the upgrade of traffic signals and curb ramps.
- Collaborate with Caltrans on I-5 Corridor Project regarding signal synchronization and timing of intersections.



# PUBLIC SERVICES - SIGNALS & STREET LIGHTING

## ACTIVITY DETAIL

Account Number	Description	FY 23-24 COST
3304-2103	<b>Utilities - Safety Lighting:</b> Energy costs for safety lights at intersections to illuminate pedestrian crossings	\$ 120,000
3304-2104	<b>Utilities - Edison Street Lights:</b> Energy and maintenance costs for Edison-owned street lights	260,000
3305-2080	<b>Contract Services - Non-Classified:</b> Emergency knock-downs and street light management program	392,000
3305-2104	<b>Utilities - City- Owned Street Lights:</b> Energy and maintenance costs for City-owned street lights	640,000
Measure R - 2080	<b>Contract Services - Non-Classified:</b> Total Shared signal maintenance/utility costs; signal repairs, pole replacements:	13,000
	<i>Artesia/Norwalk shared signal maintenance (Pioneer x 166th)</i>	3,000
	<i>Cerritos/Norwalk shared maintenance (Norwalk x 166th)</i>	3,000
	<i>Signal cabinet service and repair; contract services</i>	5,000
	<i>Underground Services- Dig Alert Tickets</i>	2,000
Measure R - 2170	<b>Special Materials &amp; Supplies:</b> Electronic equipment and supplies (signal cabinet wiring, radios, etc.)	5,000
Measure R - 2172	<b>Special Materials - Signals:</b> Lamps, hardware, and specialized equipment. New controllers	44,000



# **PUBLIC SERVICES - SIGNALS & STREET LIGHTING**

## **ACTIVITY DETAIL**

<b>Account Number</b>	<b>Description</b>	<b>FY 23-24 COST</b>
<b>Measure R - 3880</b>	<b>Capital Outlay - Miscellaneous Other:</b> Two backup replacement cabinets with autoscope and backup power system	<b>80,000</b>
<b>746-2152</b>	<b>Vehicle Lease:</b> Annual lease payment for (1) vehicle	<b>8,253</b>

# SIGNALS & STREET LIGHTING

BUDGET UNIT	ACCT	DESCRIPTION	FY 21-22 ACTUAL	FY 22-23 BUDGET	FY 22-23 Actuals Thru 2/21/23	ESTIMATED ACTUAL FY 22-23	FY 23-24 BUDGET	BUDGET VARIANCE FY24 vs. FY23	%
101-30-3304	1020	REG SALARIES & WAGES	120,347	181,897	98,898	156,313	241,008	59,111	32%
101-30-3304	1040	OVERTIME SALARY & WAGES	7,502	-	548	866	-	-	-
101-30-3304	1048	MEDICAL OPT-OUT-GEN. UNIT	700	720	114	195	720	-	0%
101-30-3304	1049	BI-LINGUAL/CERTIFICATION PAY	311	-	389	614	715	715	-
101-30-3304	1050	STAND BY PAY	5,699	6,500	2,052	3,243	6,500	-	0%
101-30-3304	1060	PAID SICK LEAVE	3,149	-	-	500	500	500	-
101-30-3304	1080	MEDICARE	1,915	2,743	1,448	2,345	3,618	876	32%
101-30-3304	1083	PERS - EMPLOYER PORTION	45,038	69,178	36,466	57,636	94,790	25,612	37%
101-30-3304	1084	UNIFORM ALLOWANCE	-	-	316	499	-	-	-
101-30-3304	1085	LIFE INSURANCE	317	415	184	316	433	18	4%
101-30-3304	1088	LONG-TERM DISABILITY INSURANCE	1,165	1,837	776	1,330	2,434	597	32%
101-30-3304	1090	MEDICAL INS - FT EMPLOYEES	35,619	39,374	21,577	36,989	54,768	15,394	39%
101-30-3304	1091	DENTAL INS - FT EMPLOYEES	2,043	2,453	1,335	2,288	3,329	876	36%
101-30-3304	1092	VISION INS - FT EMPLOYEES	265	320	176	302	434	114	36%
101-30-3304	1097	WORKER'S COMPENSATION	2,772	2,859	1,728	2,592	3,300	441	15%
PERSONNEL EXPENDITURES:			226,840	308,296	166,005	266,028	412,549	104,254	34%
101-30-3304	2102	UTILITIES-TRAFFIC SIGNALS	76,999	103,950	39,478	100,000	125,000	21,050	20%
101-30-3304	2103	UTILITIES-SAFETY LIGHTING	85,749	113,400	39,478	115,000	120,000	6,600	6%
101-30-3304	2104	UTILITIES-ST LIGHT	225,205	237,300	95,552	240,000	260,000	22,700	10%
101-30-3304	2220	VEHICLE MTCE & SUPPLIES	73,385	27,150	22,440	32,210	33,820	6,670	25%
101-30-3304	2225	VEHICLE MTCE - LEASED VEH	366	336	252	620	336	-	0%
OPERATING EXPENDITURES:			461,705	482,136	197,200	487,829	539,156	57,020	12%
SIGNALS & STREET LIGHTING TOTAL:			688,545	790,432	363,205	753,857	951,705	161,274	20%

# SIGNALS & STREET LIGHTING

BUDGET UNIT	ACCT	DESCRIPTION	FY 21-22 ACTUAL	FY 22-23 BUDGET	FY 22-23 Actuals Thru 2/21/23	ESTIMATED ACTUAL FY 22-23	FY 23-24 BUDGET	BUDGET VARIANCE FY24 vs. FY23	%
<b>CITY-OWNED STREET LIGHTS</b>									
101-30-3305	2192	INTERNET,ISDN DSL SERVICE	-	3,000	-	3,000	3,000	-	0%
101-30-3305	2080	CONTRACT SVC/NON-CLASS	239,050	317,500	14,417	15,000	392,000	74,500	23%
101-30-3305	2100	UTILITIES	3,193	-	1,330	1,600	1,700	1,700	-
101-30-3305	2180	SMALL TOOLS	33	-	-	-	-	-	-
101-30-3305	2104	UTILITIES-EDISON ST LIGHT	544,742	651,000	277,079	600,000	640,000	(11,000)	-2%
101-30-3305	2170	SPECIAL MAT'LS-SUPPLIES	7,222	80,000	526	525	87,000	7,000	9%
<b>OPERATING EXPENDITURES:</b>			<b>794,239</b>	<b>1,051,500</b>	<b>293,351</b>	<b>620,125</b>	<b>1,123,700</b>	<b>72,200</b>	<b>7%</b>
101-90-9320	3990	DEBT SERVICE PAYMENT	410,016	410,016	-	410,016	410,016	-	0%
<b>CITY-OWNED STREET LIGHTING TOTAL:</b>			<b>1,204,255</b>	<b>1,461,516</b>	<b>293,351</b>	<b>1,030,141</b>	<b>1,533,716</b>	<b>72,200</b>	<b>5%</b>
101-30-3304	3996	INTER-DEPT TXFR/GAS TAX	(503,558)	(500,000)	-	(500,000)	(500,000)	-	0%
<b>GENERAL FUND - TOTAL:</b>			<b>1,389,242</b>	<b>1,751,948</b>	<b>656,556</b>	<b>1,283,998</b>	<b>1,985,421</b>	<b>7,000.00</b>	<b>0%</b>

# SIGNALS & STREET LIGHTING

BUDGET UNIT	ACCT	DESCRIPTION	FY 21-22 ACTUAL	FY 22-23 BUDGET	FY 22-23 Actuals Thru 2/21/23	ESTIMATED ACTUAL FY 22-23	FY 23-24 BUDGET	BUDGET VARIANCE FY24 vs. FY23	%
431-30-3305	2069	CONTRACT SVS/PROJECTS	12,442	-	-	-	-	-	-
431-30-3305	2080	CONTRACT SVS/PROJECTS	14,679	-	-	-	-	-	-
		<b>OPERATING EXPENDITURES:</b>	<b>27,122</b>	<b>-</b>	<b>-</b>	<b>-</b>	<b>-</b>	<b>-</b>	<b>-</b>
		<b>STREET LIGHT PROJECT LOAN PROCEEDS - TOTAL:</b>	<b>27,122</b>	<b>-</b>	<b>-</b>	<b>-</b>	<b>-</b>	<b>-</b>	<b>-</b>
204-30-3304	3996	INTER-DEPT TXFR/GAS TAX	503,558	500,000	-	500,000	500,000	-	0%
		<b>GAS TAX FUND - TOTAL:</b>	<b>503,558</b>	<b>500,000</b>	<b>-</b>	<b>500,000</b>	<b>500,000</b>	<b>-</b>	<b>0%</b>
228-30-3304	2080	CONTRACT SERVICES	2,774	16,000	2,440	8,000	13,000	(3,000)	-19%
228-30-3304	2170	SPECIAL MAT'LS- SUPPLIES	1,969	5,000	3,820	3,821	5,000	-	0%
228-30-3304	2171	SPECIAL MAT'LS-ST.LIGHTS	-	5,000	-	-	-	(5,000)	-100%
228-30-3304	2172	SPECIAL MAT'LS-SIGNALS	12,705	20,000	25,795	44,000	44,000	24,000	120%
228-30-3304	3880	C/O-MISCELLANEOUS OTHER	21,753	45,000	37,886	155,000	80,000	35,000	78%
		<b>MEASURE R FUND - TOTAL:</b>	<b>39,201</b>	<b>91,000</b>	<b>69,942</b>	<b>210,821</b>	<b>142,000</b>	<b>51,000</b>	<b>56%</b>
746-30-3304	2152	VEHICLE LEASE	8,537	8,253	5,855	8,253	8,253	-	0%
746-30-3304	3820	C/O-AUTOMOTIVE EQUIPMENT	12,018	-	-	-	-	-	-
		<b>VEHICLE &amp; EQUIPMENT REPLACEMENT FUND - TOTAL:</b>	<b>20,556</b>	<b>8,253</b>	<b>5,855</b>	<b>8,253</b>	<b>8,253</b>	<b>-</b>	<b>0%</b>
		<b>ALL FUNDS - TOTAL:</b>	<b>1,979,678</b>	<b>2,351,201</b>	<b>732,354</b>	<b>2,003,072</b>	<b>2,635,674</b>	<b>284,474</b>	<b>12%</b>

# PUBLIC SERVICES

## *Street Sweeping*

(3402)



### **Description of Activities**

The Street Sweeping Section monitors street sweeping contract services which consists of weekly vacuum sweeping of 400 curb miles of City streets, plus public alleys and all City-owned parking facilities.

### **Objectives**

- Provide quality weekly street sweeping, by contractor, of 400 curb miles city-wide.



# **PUBLIC SERVICES - STREET SWEEPING**

## **ACTIVITY DETAIL**

Account Number	Description	FY 23-24 COST
2080	<b>Contract Services - Non-Classified:</b> City-wide street sweeping contract services	\$ 1,215,000

# STREET SWEEPING

BUDGET UNIT	ACCT	DESCRIPTION	FY 21-22 ACTUAL	FY 22-23 BUDGET	FY 22-23 Actuals Thru 2/21/23	ESTIMATED ACTUAL FY 22-23	FY 23-24 BUDGET	BUDGET VARIANCE FY24 vs. FY23	%
101-30-3402	1020	REG SALARIES & WAGES	11,370	9,585	7,093	11,211	9,873	288	3%
101-30-3402	1049	BILINGUAL/CERTIFICATION PAY	80	65	48	76	65	-	0%
101-30-3402	1050	STAND BY PAY	183	-	-	-	-	-	-
101-30-3402	1060	PAID SICK LEAVE	526	500	536	1,136	600	100	20%
101-30-3402	1065	ACCRUED PAID VACATION	689	800	-	1,000	1,000	200	25%
101-30-3402	1080	MEDICARE	186	159	112	195	167	8	5%
101-30-3402	1083	PERS - EMPLOYER PORTION	4,274	3,646	2,623	4,145	3,884	238	7%
101-30-3402	1084	UNIFORM ALLOWANCE	-	-	19	31	-	-	-
101-30-3402	1085	LIFE INSURANCE	39	38	24	42	39	1	3%
101-30-3402	1088	LONG-TERM DISABILITY INSURANCE	90	97	57	97	100	3	3%
101-30-3402	1090	MEDICAL INS - FT EMPLOYEES	2,064	1,797	1,285	2,203	1,884	87	5%
101-30-3402	1091	DENTAL INS - FT EMPLOYEES	144	117	84	143	117	-	0%
101-30-3402	1092	VISION INS - FT EMPLOYEES	19	16	11	19	16	-	0%
101-30-3402	1097	WORKER'S COMPENSATION	144	151	88	132	100	(51)	-34%
<b>PERSONNEL EXPENDITURES:</b>			<b>19,807</b>	<b>16,971</b>	<b>11,979</b>	<b>20,430</b>	<b>17,845</b>	<b>874</b>	<b>5%</b>
101-30-3402	2080	CONTRACT SVC/NON-CLASS	888,389	989,000	482,215	989,000	1,215,000	226,000	23%
<b>OPERATING EXPENDITURES:</b>			<b>888,389</b>	<b>989,000</b>	<b>482,215</b>	<b>989,000</b>	<b>1,215,000</b>	<b>226,000</b>	<b>23%</b>
101-30-3402	3996	INTER-DEPT TXFR/GAS TAX	(363,509)	(300,000)	-	(300,000)	(300,000)	-	0%
101-30-3402	3998	INTER-FUND TXFR/AQMD	(87,564)	(87,564)	(21,891)	(87,564)	(87,564)	-	0%
<b>GENERAL FUND - TOTAL:</b>			<b>457,123</b>	<b>618,407</b>	<b>472,304</b>	<b>621,866</b>	<b>845,281</b>	<b>226,874.35</b>	<b>37%</b>

# STREET SWEEPING

BUDGET UNIT	ACCT	DESCRIPTION	FY 21-22 ACTUAL	FY 22-23 BUDGET	FY 22-23 Actuals Thru 2/21/23	ESTIMATED ACTUAL FY 22-23	FY 23-24 BUDGET	BUDGET VARIANCE FY24 vs. FY23	%
204-30-3402	3996	INTER-DEPT TXFR/GAS TAX	363,509	300,000	-	300,000	300,000	-	0%
GAS TAX FUND - TOTAL:			363,509	300,000	-	300,000	300,000	-	0%
213-30-3402	3998	INTER-FUND TXFR/AB2766	87,564	87,564	21,891	87,564	87,564	-	0%
AQMD FUND - TOTAL:			87,564	87,564	21,891	87,564	87,564	-	0%
ALL FUNDS - TOTAL:			908,196	1,005,971	494,195	1,009,430	1,232,845	226,874	23%

# PUBLIC SERVICES

## *Graffiti Removal*

(3404)



### **Description of Activities**

The Graffiti Removal Section is responsible for the timely removal of graffiti city-wide which includes: City facilities, buildings and parks, medians, light poles, signal poles, traffic signs, alleys, vacant lots, etc. Graffiti removal is accomplished using water blasting, painting, or by applying an anti-graffiti chemical cleaner.

### **Objectives**

- Continue to utilize iPad technological system for tracking graffiti work orders and evaluate for areas of improvement.
- Maintain the City's goal of removing graffiti within 48 hours.
- Provide graffiti removal assistance to businesses city-wide through collaborative efforts with the Community Development Department.
- Collaborate with business owners to enhance visual consistency of paint colors.
- Collaborate with the Public Safety Department to improve the results of graffiti abatement operations and enhance graffiti prevention efforts by prioritizing goals.
- Provide an efficient seven days a week graffiti removal operation including selected holidays to provide continued and uninterrupted service.



# **PUBLIC SERVICES - GRAFFITI REMOVAL**

## **ACTIVITY DETAIL**

<b>Account Number</b>	<b>Description</b>	<b>FY 23-24 COST</b>
<b>2090</b>	<b>Equipment Maintenance &amp; Supplies:</b> Repair airless sprayers, guns, tips, hoses, sandblasting equipment, pressure washer, etc.	<b>\$ 1,200</b>
<b>2170</b>	<b>Special Materials &amp; Supplies:</b> Sand, paint, rollers, brushes, drop cloths, paint trays, etc.	<b>40,000</b>
<b>3850</b>	<b>Capital Outlay - Other:</b> Pressure Washer Unit (Replacement, no asset tag)	<b>13,500</b>
<b>746-2152</b>	<b>Vehicle Lease:</b> Annual lease payment for (2) vehicles	<b>28,303</b>
<b>746-3820</b>	<b>Capital Outlay - Automotive Equipment:</b> Aftermarket equipment for units (2) replacing No.'s 6343 and 6344 (Asset No.'s 11419 and 13193) - carry over	<b>119,350</b>

# GRAFFITI REMOVAL

BUDGET UNIT	ACCT	DESCRIPTION	FY 21-22 ACTUAL	FY 22-23 BUDGET	FY 22-23 Actuals Thru 2/21/23	ESTIMATED ACTUAL FY 22-23	FY 23-24 BUDGET	BUDGET VARIANCE FY24 vs. FY23	%
101-30-3404	1020	REG SALARIES & WAGES	189,053	194,831	110,570	174,761	208,518	13,687	7%
101-30-3404	1030	PART TIME WAGES	8,526	24,651	5,128	8,105	25,407	756	3%
101-30-3404	1040	OVERTIME SALARY & WAGES	185	-	701	1,108	-	-	-
101-30-3404	1049	BILINGUAL/CERTIFICATION PAY	821	293	159	252	293	-	0%
101-30-3404	1050	STAND BY PAY	874	1,000	132	209	1,000	-	0%
101-30-3404	1048	MEDICAL OPT-OUT- GEN. UNIT	5,434	7,200	4,065	6,969	7,200	-	0%
101-30-3404	1060	PAID SICK LEAVE	1,842	1,700	1,875	3,875	2,000	300	18%
101-30-3404	1065	ACCRUED PAID VACATION	8,415	2,800	-	3,300	3,400	600	21%
101-30-3404	1070	PAID SICK LEAVE ON TERMINATION	14,097	-	-	-	-	-	-
101-30-3404	1075	SEVERANCE PAY	6,625	-	-	-	-	-	-
101-30-3404	1080	MEDICARE	3,002	3,371	1,772	2,879	3,594	223	7%
101-30-3404	1083	PERS - EMPLOYER PORTION	70,822	74,095	40,668	64,278	82,011	7,916	11%
101-30-3404	1084	UNIFORM ALLOWANCE	-	-	616	974	-	-	-
101-30-3404	1085	LIFE INSURANCE	225	419	98	169	443	24	6%
101-30-3404	1088	LONG-TERM DISABILITY INSURANCE	1,451	1,968	864	1,480	2,107	139	7%
101-30-3404	1090	MEDICAL INS - FT EMPLOYEES	38,995	33,413	18,657	31,984	36,106	2,693	8%
101-30-3404	1091	DENTAL INS - FT EMPLOYEES	1,718	2,862	672	1,151	2,862	-	0%
101-30-3404	1092	VISION INS - FT EMPLOYEES	416	373	212	363	373	-	0%
101-30-3404	1094	DENTAL INS - PT EMPLOYEES	-	1,167	-	-	-	(1,167)	-100%
101-30-3404	1097	WORKER'S COMPENSATION	9,360	9,861	5,952	8,928	9,400	(461)	-5%
<b>PERSONNEL EXPENDITURES:</b>			<b>361,861</b>	<b>360,004</b>	<b>192,141</b>	<b>310,785</b>	<b>384,713</b>	<b>24,710</b>	<b>7%</b>

# GRAFFITI REMOVAL

BUDGET UNIT	ACCT	DESCRIPTION	FY 21-22 ACTUAL	FY 22-23 BUDGET	FY 22-23 Actuals Thru 2/21/23	ESTIMATED ACTUAL FY 22-23	FY 23-24 BUDGET	BUDGET VARIANCE FY24 vs. FY23	%
101-30-3404	2080	CONTRACT SVC/NON-CLASS	-	-	418	418	-	-	-
101-30-3404	2090	EQUIP MTCE & SUPPLIES	-	1,200	-	1,200	1,200	-	0%
101-30-3404	2170	SPECIAL MAT'LS-SUPPLIES	36,502	30,000	34,263	40,000	40,000	10,000	33%
101-30-3404	2220	VEHICLE MTCE & SUPPLIES	55,512	48,800	28,502	43,139	45,296	(3,504)	-7%
101-30-3404	2225	VEHICLE MTCE - LEASED VEH	-	360	-	-	480	120	33%
<b>OPERATING EXPENDITURES:</b>			<b>92,014</b>	<b>80,360</b>	<b>63,183</b>	<b>84,757</b>	<b>86,976</b>	<b>6,616</b>	<b>8%</b>
101-30-3404	3850	C/O-TOOLS & WORK EQUIP	-	7,500	-	-	13,500	6,000	80%
<b>CAPITAL OUTLAY EXPENDITURES:</b>			<b>-</b>	<b>7,500</b>	<b>-</b>	<b>-</b>	<b>13,500</b>	<b>6,000</b>	<b>80%</b>
<b>GENERAL FUND - TOTAL:</b>			<b>453,875</b>	<b>447,864</b>	<b>255,324</b>	<b>395,542</b>	<b>485,190</b>	<b>37,325.93</b>	<b>8%</b>
746-30-3404	2152	VEHICLE LEASE	-	12,054	-	-	28,303	16,249	135%
746-30-3404	3820	C/O- AUTOMOTIVE EQUIPMENT	-	15,000	-	-	119,350	104,350	696%
<b>VEHICLE &amp; EQUIPMENT REPLACEME</b>			<b>-</b>	<b>27,054</b>	<b>-</b>	<b>-</b>	<b>147,653</b>	<b>120,599</b>	<b>446%</b>
<b>ALL FUNDS - TOTAL:</b>			<b>453,875</b>	<b>474,918</b>	<b>255,324</b>	<b>395,542</b>	<b>632,843</b>	<b>157,925</b>	<b>33%</b>

# PUBLIC SERVICES

## *Tree Maintenance*

(3502)



### **Description of Activities**

The Tree Maintenance Section maintains approximately 18,000 trees City-wide. The Section provides a variety of functions that includes daily inspections, tree pruning, and trimming, tree removal (due to disease, nuisance or infection), root pruning of healthy parkway trees to promote longevity while reducing/limiting damage to sidewalks, replenishment of urban forest to maintain a balanced ecological climate, conduct pest management program to ensure overall tree health and responding to emergency requests. This Section monitors city-wide contract tree trimming services.

### **Objectives**

- Provide quality tree trimming in grids through contract services city-wide, by trimming one-third of all residential areas annually.
- Remove reported and/or identified hazards within two hours of inspection.
- Continue city-wide beautification efforts through median enhancement and replacement activities including tree planting.
- Continue to seek competitive funding processes through Cal-Fire, Urban Forest Councils, and other agencies, for city-wide planting projects and maintain an updated urban forest inventory.
- Continue educational outreach efforts to promote preservation of existing tree resources.
- Develop a monitoring plan to track progress of the Urban Forest Management Plan's goals.
- Continue to collaborate with schools on tree planting events and presentations.
- Continue to maintain Tree City USA status and foster community support for the City's urban forestry program.
- Host annual Arbor Day and NeighborWoods events.



# PUBLIC SERVICES - TREE MAINTENANCE

## ACTIVITY DETAIL

Account Number	Description	FY 23-24 COST
<b>2080</b>	<b>Contract Services - Non-Classified:</b>	<b>\$ 390,500</b>
	<i>Tree trimming contract</i>	<i>378,000</i>
	<i>Misc. tree/landscape services, tree removals, etc.</i>	<i>10,000</i>
	<i>Misc. contracts - sod, fire extinguishers, etc.</i>	<i>2,500</i>
<b>2088</b>	<b>Debris Disposal:</b> Green waste recycling	<b>12,000</b>
<b>2090</b>	<b>Equipment Maintenance &amp; Supplies:</b> Dielectric testing for aerial tower, auxiliary equipment repairs, including saws, and brush chipper maintenance	<b>1,000</b>
<b>2170</b>	<b>Special Materials &amp; Supplies:</b> Trees, chemicals, stakes, fertilizer, soil, root barriers, polymers, tree ties, safety equipment, etc.	<b>15,000</b>
<b>746-2152</b>	<b>Vehicle Lease:</b> Annual lease payment for (1) vehicle	<b>8,541</b>
<b>746-3820</b>	<b>Capital Outlay - Automotive:</b> Dump Truck - replacing unit #3538 ( Asset No. 11235)	<b>90,000</b>
<b>748-2080</b>	<b>Contract Services - Non-Classified:</b> Trees - Traffic calming - carry over	<b>100,000</b>

# TREE MAINTENANCE

BUDGET UNIT	ACCT	DESCRIPTION	FY 21-22 ACTUAL	FY 22-23 BUDGET	FY 22-23 Actuals Thru 2/21/23	ESTIMATED ACTUAL FY 22-23	FY 23-24 BUDGET	BUDGET VARIANCE FY24 vs. FY23	%
101-30-3502	1020	SALARIES & WAGES	290,609	304,777	161,594	255,407	404,246	99,469	33%
101-30-3502	1030	PART TIME WAGES	-	24,651	-	-	-	(24,651)	-100%
101-30-3502	1040	OVERTIME SALARY & WAGES	3,189	-	70	110	-	-	-
101-30-3502	1048	MEDICAL OPT-OUT-GEN. UNIT	14,468	14,400	5,430	9,309	10,800	(3,600)	-25%
101-30-3502	1049	BILINGUAL/CERTIFICATION PAY	2,655	2,600	1,350	2,133	1,950	(650)	-25%
101-30-3502	1050	STANDBY PAY	1,302	500	1,037	1,639	2,000	1,500	300%
101-30-3502	1065	ACCRUED PAID VACATION	3,820	4,000	300	1,600	3,800	(200)	-5%
101-30-3502	1070	PAID SICK LEAVE ON TERMIN	-	-	81	-	-	-	-
101-30-3502	1080	MEDICARE	4,591	5,087	2,473	3,918	6,132	1,045	21%
101-30-3502	1083	PERS - EMPLOYER PORTION	109,445	115,910	59,749	94,436	159,772	43,862	38%
101-30-3502	1084	UNIFORM ALLOWANCE	-	-	675	1,067	-	-	-
101-30-3502	1085	LIFE INSURANCE	864	1,016	435	746	928	(88)	-9%
101-30-3502	1088	LONG-TERM DISABILITY INSURANCE	2,236	3,080	1,224	2,098	4,085	1,005	33%
101-30-3502	1090	MEDICAL INS - FT EMPLOYEES	27,490	31,816	19,805	33,952	64,449	32,633	103%
101-30-3502	1091	DENTAL INS - FT EMPLOYEES	2,649	2,920	1,782	3,056	5,256	2,336	80%
101-30-3502	1092	VISION INS - FT EMPLOYEES	343	380	236	405	684	304	80%
101-30-3502	1097	WORKER'S COMPENSATION	52,464	57,691	34,824	52,236	54,800	(2,891)	-5%
101-30-3502	1999	ALLOCATED PAYROLL	-	-	(4,630)	(4,630)	-	-	-
<b>PERSONNEL EXPENDITURES:</b>			<b>516,124</b>	<b>568,828</b>	<b>286,435</b>	<b>457,482</b>	<b>718,902</b>	<b>150,074</b>	<b>26%</b>

# TREE MAINTENANCE

BUDGET UNIT	ACCT	DESCRIPTION	FY 21-22 ACTUAL	FY 22-23 BUDGET	FY 22-23 Actuals Thru 2/21/23	ESTIMATED ACTUAL FY 22-23	FY 23-24 BUDGET	BUDGET VARIANCE FY24 vs. FY23	%
101-30-3502	2080	CONTRACT SVC/NON-CLASS	368,696	372,500	113,977	372,500	390,500	18,000	5%
101-30-3502	2088	CONTRACT SVC/DEBRIS DISPOSAL	14,124	10,000	10,832	12,000	12,000	2,000	20%
101-30-3502	2090	EQUIP MTCE & SUPPLIES	-	1,000	-	1,000	1,000	-	0%
101-30-3502	2170	SPECIAL MAT'LS-SUPPLIES	20,325	15,000	3,909	15,000	15,000	-	0%
101-30-3502	2180	SMALL TOOLS	155	500	-	500	500	-	0%
101-30-3502	2220	VEHICLE MTCE & SUPPLIES	120,635	115,500	43,689	108,962	92,526	(22,974)	-20%
101-30-3502	2225	VEHICLE MTCE - LEASED VEH	364	364	243	637	364	-	0%
OPERATING EXPENDITURES:			524,299	514,864	172,649	510,598	511,890	(2,974)	-1%
101-30-3502	3996	INTER-DEPT TXFR/GAS TAX	(252,028)	(300,000)	-	(300,000)	(300,000)	-	0%
GENERAL FUND - TOTAL:			788,395	783,692	459,083	668,080	930,792	147,099.90	19%

# TREE MAINTENANCE

BUDGET UNIT	ACCT	DESCRIPTION	FY 21-22 ACTUAL	FY 22-23 BUDGET	FY 22-23 Actuals Thru 2/21/23	ESTIMATED ACTUAL FY 22-23	FY 23-24 BUDGET	BUDGET VARIANCE FY24 vs. FY23	%
204-30-3502	3996	INTER-DEPT TXFR/GAS TAX	252,028	300,000	-	300,000	300,000	-	0%
		<b>GAS TAX FUND - TOTAL:</b>	<b>252,028</b>	<b>300,000</b>	<b>-</b>	<b>300,000</b>	<b>300,000</b>	<b>-</b>	<b>0%</b>
746-30-3502	2152	VEHICLE LEASE	8,541	8,541	5,694	8,541	8,541	-	0%
746-30-3502	3820	C/O-AUTOMOTIVE EQUIPMENT	442	-	-	-	90,000	90,000	-
		<b>VEHICLE &amp; EQUIPMENT REPLACEMENT FUND - TOTAL:</b>	<b>8,983</b>	<b>8,541</b>	<b>5,694</b>	<b>8,541</b>	<b>98,541</b>	<b>90,000</b>	<b>1054%</b>
748-30-3502	2080	CONTRACT SERVICES	-	500,000	-	250,000	100,000	(400,000)	-80%
		<b>STREET RENOVATION FUND - TOTAL:</b>	<b>-</b>	<b>500,000</b>	<b>-</b>	<b>250,000</b>	<b>100,000</b>	<b>(400,000)</b>	<b>-80%</b>
		<b>ALL FUNDS - TOTAL:</b>	<b>1,049,406</b>	<b>1,592,233</b>	<b>464,777</b>	<b>1,226,621</b>	<b>1,429,333</b>	<b>(162,900)</b>	<b>-10%</b>

# PUBLIC SERVICES

## *Greenscape Maintenance*

(3503)



### **Description of Activities**

The Greenscape Maintenance Section is responsible for the maintenance, refurbishment, and repair of 22 miles of center island medians and side panels citywide. This Section also monitors landscape maintenance contract services for the maintenance of center medians, frontage roads, drains, and commercial sidewalks citywide.

### **Objectives**

- Oversee the landscape maintenance contract to ensure timely and proper maintenance, safe work sites, and quality workmanship.
- Upgrade of citywide medians and frontage roads cost effective refurbishment of plant material as needed, including the use of drought tolerant species.
- Maintain a high quality appearance at all entryways into the City.
- Continue water conservation efforts and make adjustments to irrigation activities of City maintained landscaping areas.
- Seek partnership and grant opportunities for future greening and beautification projects.
- Replacement of aging irrigation backflow devices to be completed as needed.



# PUBLIC SERVICES - GREENSCAPE

## ACTIVITY DETAIL

Account Number	Description	FY 23-24 COST
<b>2069</b>	<b>Contract Services/Projects:</b>  <i>Upgrade median and monument on Alondra/Studebaker</i> <i>Upgrade side panels on Imperial Hwy. at Jersey</i>	<b>\$ 20,000</b>  5,000 15,000
<b>2080</b>	<b>Contract Services - Non-Classified:</b>  <i>Landscape maintenance contract</i> <i>Misc. landscape services</i> <i>Flow testing and water line repairs</i> <i>Calsense Controller data access/maintenance</i>	<b>334,000</b>  314,000 5,500 10,000 4,500
<b>2170</b>	<b>Special Materials &amp; Supplies:</b> Plant material, fertilizers, tree stakes, irrigation timers, replacement backflows, and parts	<b>20,000</b>
<b>746-2152</b>	<b>Vehicle Lease:</b> Annual lease payment for (3) vehicles	<b>26,646</b>
<b>746-3820</b>	<b>Capital Outlay - Automotive:</b> Aftermarket equipment for unit Replacing No. 6224 (Asset No. 13994)	<b>10,093</b>

# GREENSCAPE MAINTENANCE

BUDGET UNIT	ACCT	DESCRIPTION	FY 21-22 ACTUAL	FY 22-23 BUDGET	FY 22-23 Actuals Thru 2/21/23	ESTIMATED ACTUAL FY 22-23	FY 23-24 BUDGET	BUDGET VARIANCE FY24 vs. FY23	%
101-30-3503	1020	REG SALARIES & WAGES	140,052	181,168	103,397	163,423	202,756	21,588	12%
101-30-3503	1050	STANDBY PAY	777	-	643	1,017	1,200	1,200	-
101-30-3503	1048	MEDICAL OPT-OUT-GEN. UNIT	5,835	7,200	4,065	6,425	3,600	(3,600)	-50%
101-30-3503	1049	BILINGUAL/CERTIFICATION PAY	1,162	1,300	733	1,158	1,300	-	0%
101-30-3503	1060	PAID SICK LEAVE	202	3,300	-	-	-	(3,300)	-100%
101-30-3503	1065	ACCRUED PAID VACATION	2,918	8,600	-	1,300	3,800	(4,800)	-56%
101-30-3503	1080	MEDICARE	2,156	2,923	1,555	2,513	3,085	162	6%
101-30-3503	1083	PERS - EMPLOYER PORTION	52,707	68,900	38,244	60,446	79,747	10,847	16%
101-30-3503	1084	UNIFORM ALLOWANCE	-	-	375	593	-	-	-
101-30-3503	1085	LIFE INSURANCE	507	703	355	609	604	(99)	-14%
101-30-3503	1088	LONG-TERM DISABILITY INSURANCE	1,176	1,830	816	1,399	2,048	218	12%
101-30-3503	1090	MEDICAL INS - FT EMPLOYEES	20,627	24,067	16,895	28,963	43,007	18,940	79%
101-30-3503	1091	DENTAL INS - FT EMPLOYEES	1,728	1,752	206	353	2,920	1,168	67%
101-30-3503	1092	VISION INS - FT EMPLOYEES	224	228	129	221	380	152	67%
101-30-3503	1097	WORKER'S COMPENSATION	2,640	2,848	1,699	2,549	2,800	(48)	-2%
101-30-3503	1999	ALLOCATED PAYROLL	-	-	(3,172)	(5,013)	-	-	-
<b>PERSONNEL EXPENDITURES:</b>			<b>232,711</b>	<b>304,819</b>	<b>169,111</b>	<b>270,968</b>	<b>347,247</b>	<b>42,428</b>	<b>14%</b>

# GREENSCAPE MAINTENANCE

BUDGET UNIT	ACCT	DESCRIPTION	FY 21-22 ACTUAL	FY 22-23 BUDGET	FY 22-23 Actuals Thru 2/21/23	ESTIMATED ACTUAL FY 22-23	FY 23-24 BUDGET	BUDGET VARIANCE FY24 vs. FY23	%
101-30-3503	2069	CONTRACT SVC/PROJECTS	-	28,000	-	28,000	20,000	(8,000)	-29%
101-30-3503	2080	CONTRACT SVC/NON-CLASS	349,028	325,000	134,919	325,000	334,000	9,000	3%
101-30-3503	2090	EQUIP MTCE & SUPPLIES	-	500	-	500	500	-	0%
101-30-3503	2100	UTILITIES	247,025	296,560	176,498	297,000	311,900	15,340	5%
101-30-3503	2170	SPECIAL MAT'LS-SUPPLIES	28,900	15,000	15,092	18,000	20,000	5,000	33%
101-30-3503	2180	SMALL TOOLS	727	500	75	500	500	-	0%
101-30-3503	2220	VEHICLE MTCE & SUPPLIES	26,454	19,100	18,295	24,848	26,090	6,990	37%
101-30-3503	2225	VEHICLE MTCE - LEASED VEH	364	724	315	1,023	1,147	423	58%
<b>OPERATING EXPENDITURES:</b>			<b>652,498</b>	<b>685,384</b>	<b>345,193</b>	<b>694,871</b>	<b>714,137</b>	<b>28,753</b>	<b>4%</b>
<b>GENERAL FUND - TOTAL:</b>			<b>885,209</b>	<b>990,203</b>	<b>511,132</b>	<b>960,826</b>	<b>1,061,384</b>	<b>71,181</b>	<b>7%</b>
746-30-3503	2152	VEHICLE LEASE	9,056	20,106	7,238	13,842	26,646	6,540	25%
746-30-3503	3820	C/O-AUTOMOTIVE	442	15,000	2,402	2,402	10,093	(4,907)	-49%
<b>VEHICLE &amp; EQUIPMENT REPLACEMENT FUND - TOTAL:</b>			<b>9,498</b>	<b>35,106</b>	<b>9,640</b>	<b>16,244</b>	<b>36,739</b>	<b>6,540</b>	<b>18%</b>
<b>ALL FUNDS - TOTAL:</b>			<b>894,707</b>	<b>1,025,309</b>	<b>520,772</b>	<b>977,070</b>	<b>1,098,123</b>	<b>72,814</b>	<b>7%</b>

# PUBLIC SERVICES

## *Park Maintenance - Landscape*

(3504)



### **Description of Activities**

The Parks Landscape Section maintains grounds, turf, trees, and irrigation for 12 parks covering 125 acres, as well as Foster and Excelsior Greenbelts and 16 ballfield diamonds throughout the City.

### **Objectives**

- Identify landscape maintenance and improvement projects throughout City parks.
- Design and install updated landscaping for entryways to City parks, including parking lots and monuments.
- Update irrigation throughout City parks utilizing energy and water-saving equipment.



**PUBLIC SERVICES -  
PARK LANDSCAPE MAINTENANCE  
ACTIVITY DETAIL**

Account Number	Description	FY 23-24 COST
2061	<b>Custodial Supplies:</b> Janitorial supplies, trash can liners, etc.	\$ 8,000
2068	<b>SFS - Little Lake Park:</b> Shared park maintenance - 50% plus programming @ \$2,500/mo.	175,000
2080	<b>Contract Services - Non Classified:</b>	411,000
	<i>Heavy tree trim rate at parks and City Hall turf marquee - 1/2 of parks per year - 2 year cycle</i>	100,000
	<i>Landscape maintenance - Parks, Foster and Excelsior greenbelts</i>	250,000
	<i>Backflow testing and repairs</i>	7,000
	<i>Irrigation pump repairs</i>	6,000
	<i>Calsense Controller data access/maintenance</i>	16,000
	<i>Misc. contract services - fire extinguishers, etc.</i>	32,000
2088	<b>Contract Services - Debris Disposal:</b> Greencycle fees	7,000
2090	<b>Equipment Maintenance &amp; Supplies:</b> Parts and repairs for landscape maintenance equipment	6,000
2170	<b>Special Materials &amp; Supplies - Parks:</b> Playground sand, ballfield mix, ballfield supplies, playground parts/supplies, decomposed granite, bark, seed, fertilizer, plant material, trees, landscape chemicals, and misc. park supplies	50,000



**PUBLIC SERVICES -  
PARK LANDSCAPE MAINTENANCE  
ACTIVITY DETAIL**

Account Number	Description	FY 23-24 COST
2173	<b>Special Materials - Supplies - Landscape:</b> Materials and supplies for maintenance of ballfields - sand, home plates, pitching rubbers, pegs, etc.	20,000
3850	<b>Capital Outlay - Tools &amp; Equipment:</b>  <i>Burrow RX Rodent Control Equip. - 2 ea. (New)</i> <i>Sod Cutter - replacement (Asset No. 2901)</i> <i>Ground Fault Locators, 2 ea. (New) to locate irrigation lines</i> <i>Infield Groomer replacement (Asset No. 10867)</i>	38,500  6,500 7,500 2,500 22,000
3880	<b>Capital Outlay - Miscellaneous Other:</b> Calsense Smart Irrigation Controller for Holifield Park	28,000
746-2152	<b>Vehicle Lease:</b> Annual lease payment for (11) vehicles	133,938
746-3820	<b>Capital Outlay - Automotive:</b> Public Services replacement vehicles - aftermarket equipment  <i>Aftermarket equipment for unit Replacing No. 6192 (Asset No. 13444) - Carry Over</i> <i>Aftermarket equipment for unit Replacing No. 6197 (Asset No. 14922)</i> <i>Aftermarket equipment for unit Replacing No. 6198 (Asset No. 14921)</i> <i>Aftermarket equipment for unit Replacing No. 6225 (Asset No. 14714)</i>	40,000  10,000 10,000 10,000 10,000

# PARK MAINTENANCE- LANDSCAPE

BUDGET UNIT	ACCT	DESCRIPTION	FY 21-22 ACTUAL	FY 22-23 BUDGET	FY 22-23 Actuals Thru 2/21/23	ESTIMATED ACTUAL FY 22-23	FY 23-24 BUDGET	BUDGET VARIANCE FY24 vs. FY23	%
101-30-3504	1020	SALARIES & WAGES	431,374	483,215	286,611	453,002	545,021	61,806	13%
101-30-3504	1030	PART TIME WAGES	75,658	123,253	38,000	60,061	76,219	(47,034)	-38%
101-30-3504	1040	OVERTIME SALARY & WAGES	5,786	-	478	756	-	-	-
101-30-3504	1048	MEDICAL OPT-OUT-GEN. UNIT	5,835	7,200	765	1,311	-	(7,200)	-100%
101-30-3504	1049	BILINGUAL/CERTIFICATION PAY	3,792	3,900	2,033	3,212	3,250	(650)	-17%
101-30-3504	1050	STANDBY PAY	1,800	-	-	-	-	-	-
101-30-3504	1060	PAID SICK LEAVE	6,852	7,000	4,285	11,885	7,800	800	11%
101-30-3504	1065	ACCRUED PAID VACATION	16,699	21,500	-	17,100	18,700	(2,800)	-13%
101-30-3504	1080	MEDICARE	7,843	9,368	4,778	7,936	9,441	72	1%
101-30-3504	1083	PERS - EMPLOYER PORTION	162,420	183,770	106,015	167,561	214,362	30,592	17%
101-30-3504	1085	LIFE INSURANCE	1,344	1,706	844	1,448	1,759	53	3%
101-30-3504	1084	UNIFORM ALLOWANCE	-	-	1,350	2,134	-	-	-
101-30-3504	1088	LONG-TERM DISABILITY INSURANCE	3,405	4,879	2,112	3,621	5,505	626	13%
101-30-3504	1090	MEDICAL INS - FT EMPLOYEES	97,450	101,060	63,596	109,021	135,292	34,232	34%
101-30-3504	1091	DENTAL INS - FT EMPLOYEES	6,090	7,008	4,011	6,876	9,344	2,336	33%
101-30-3504	1092	VISION INS - FT EMPLOYEES	895	912	655	1,123	1,216	304	33%
101-30-3504	1094	DENTAL INS - PT EMPLOYEES	-	-	486	834	-	-	-
101-30-3504	1097	WORKER'S COMPENSATION	175,656	192,495	116,192	174,288	182,700	(9,795)	-5%
<b>PERSONNEL EXPENDITURES:</b>			<b>1,002,899</b>	<b>1,147,266</b>	<b>632,211</b>	<b>1,022,169</b>	<b>1,210,609</b>	<b>63,342</b>	<b>6%</b>

# PARK MAINTENANCE- LANDSCAPE

BUDGET UNIT	ACCT	DESCRIPTION	FY 21-22 ACTUAL	FY 22-23 BUDGET	FY 22-23 Actuals Thru 2/21/23	ESTIMATED ACTUAL FY 22-23	FY 23-24 BUDGET	BUDGET VARIANCE FY24 vs. FY23	%
101-30-3504	2061	CUSTODIAL SUPPLIES	13,391	7,000	5,419	7,500	8,000	1,000	14%
101-30-3504	2068	SANTA FE SPRINGS/LITTLE LAKE PARK	172,711	175,000	90,152	175,000	175,000	-	0%
101-30-3504	2069	CONTRACT SVC/PROJECTS	35,756	84,000	-	84,000	-	(84,000)	-100%
101-30-3504	2080	CONTRACT SVC/NON-CLASS	294,696	305,000	94,068	305,000	411,000	106,000	35%
101-30-3504	2088	CONTRACT SVC/DEBRIS DISPOSAL	8,151	5,000	6,489	6,500	7,000	2,000	40%
101-30-3504	2090	EQUIP MTCE & SUPPLIES	7,454	5,000	-	5,200	6,000	1,000	20%
101-30-3504	2100	UTILITIES	522,880	405,050	292,168	395,000	414,800	9,750	2%
101-30-3504	2150	RENTAL EXPENSE	(7)	100	-	-	-	(100)	-100%
101-30-3504	2170	SPECIAL MAT'LS-SUPPLIES	86,131	50,000	44,669	50,000	50,000	-	0%
101-30-3504	2173	SPECIAL MAT'LS-LANDSCAPE	-	10,000	-	10,600	20,000	10,000	100%
101-30-3504	2220	VEHICLE MTCE & SUPPLIES	90,543	86,000	56,222	74,199	77,909	(8,091)	-9%
101-30-3504	2225	VEHICLE MTCE - LEASED VEH	3,086	4,065	2,587	6,806	4,974	909	22%
<b>OPERATING EXPENDITURES:</b>			<b>1,234,790</b>	<b>1,136,215</b>	<b>591,773</b>	<b>1,119,804</b>	<b>1,174,683</b>	<b>38,468</b>	<b>3%</b>
101-30-3504	3850	C/O-TOOLS & WORK EQUIP	-	12,600	5,513	12,600	38,500	25,900	206%
101-30-3504	3880	C/O-MISCELLANEOUS OTHER	-	6,500	-	6,500	28,000	21,500	331%
<b>CAPITAL OUTLAY EXPENDITURES:</b>			<b>-</b>	<b>19,100</b>	<b>5,513</b>	<b>19,100</b>	<b>66,500</b>	<b>47,400</b>	<b>248%</b>
<b>GENERAL FUND - TOTAL:</b>			<b>2,237,689</b>	<b>2,302,581</b>	<b>1,229,496</b>	<b>2,161,073</b>	<b>2,451,791</b>	<b>149,210</b>	<b>6%</b>

# PARK MAINTENANCE- LANDSCAPE

BUDGET UNIT	ACCT	DESCRIPTION	FY 21-22 ACTUAL	FY 22-23 BUDGET	FY 22-23 Actuals Thru 2/21/23	ESTIMATED ACTUAL FY 22-23	FY 23-24 BUDGET	BUDGET VARIANCE FY24 vs. FY23	%
746-30-3504	2152	VEHICLE LEASE	84,524	90,428	56,267	84,401	133,938	43,510	48%
746-30-3504	3820	C/O-AUTOMOTIVE EQUIPMENT	4,420	7,500	-	-	40,000	32,500	433%
VEHICLE & EQUIPMENT REPLACEMENT FUND - TOTAL:			88,944	97,928	56,267	84,401	173,938	76,010	78%
ALL FUNDS - TOTAL:			2,327,748	2,400,509	1,285,763	2,245,474	2,625,729	225,220	9%

# PUBLIC SERVICES

## *Park Maintenance - Facilities*

(3506, 5203, 5702, 5732)



### **Description of Activities**

The Parks Facilities Section maintains and repairs 12,000 square feet of park facilities and buildings including: Sproul and Hargitt Museums, Sproul Reception Center, Norwalk Arts & Sports Complex, Cultural Arts Center, Norwalk Skate Park, and Norwalk Aquatic Pavilion.

### **Objectives**

- Identify maintenance and improvement projects throughout park buildings
- Develop and implement a comprehensive park amenities plan including benches, picnic tables, and barbecues.
- Update park building maintenance procedures to ensure quality and consistency.
- Provide improved energy efficient lighting systems at all city park facilities to reduce energy consumption and provide cost savings.
- Implement improved security measures at park buildings and facilities.



# PUBLIC SERVICES - PARK FACILITIES MAINTENANCE

## ACTIVITY DETAIL

Account Number	Description	FY 23-24 COST
2061	<b>Custodial Supplies:</b> Custodial supplies for facilities	\$ 15,000
2062	<b>Maintenance &amp; Repair Supplies:</b>	20,000
	<i>Electrical repairs</i>	1,000
	<i>Fencing repairs</i>	3,000
	<i>Refrigerator repairs</i>	2,000
	<i>Plumbing repairs</i>	2,000
	<i>Lighting</i>	2,000
	<i>Glass replacement</i>	2,000
	<i>HVAC repairs</i>	4,000
	<i>Misc. repairs for facilities and snack bars</i>	2,000
	<i>Ongoing maintenance for park projects - paint, small plants, etc.</i>	2,000
2064	<b>Building Trade Supplies:</b> Building repair supplies, locks, nuts and bolts, plumbing supplies, electrical supplies, lumber, ballfield fence topper, etc.	45,000
2069	<b>Contract Services/Projects:</b> Hand Sanitizer Disposal Services	25,000



# PUBLIC SERVICES - PARK FACILITIES MAINTENANCE

## ACTIVITY DETAIL

Account Number	Description	FY 23-24 COST
<b>2080</b>	<b>Contract Services - Non-Classified:</b>	<b>33,000</b>
	<i>Alarm service monitoring</i>	<i>10,000</i>
	<i>HVAC maintenance</i>	<i>2,000</i>
	<i>Kitchen hoods - inspections</i>	<i>3,500</i>
	<i>Fire extinguisher service</i>	<i>1,000</i>
	<i>Ice machine maintenance</i>	<i>7,500</i>
	<i>Tile cleaning and sealing</i>	<i>7,000</i>
	<i>County of LA health permits</i>	<i>2,000</i>
<b>2090</b>	<b>Equipment Maintenance &amp; Supplies:</b>	<b>2,500</b>
	Parts and repairs for mowers, edgers, buffers, vacuums, electric carriers, and other related equipment	
<b>2170</b>	<b>Special Materials - Supplies:</b>	<b>10,000</b>
	Materials for Recreation special events	
<b>2231</b>	<b>Vandalism Repairs:</b>	<b>10,000</b>
	Ongoing vandalism repairs	
<b>3850</b>	<b>Capital Outlay - Tools &amp; Equipment:</b>	<b>42,800</b>
	<i>Vacuums 14" upright, 2 ea. Replacement (Asset No. 13486 and 13487)</i>	<i>1,800</i>
	<i>Hydrojetter for sewer lines and manholes (50% Sewer 704-3403)</i>	<i>36,000</i>
	<i>Generators, replacement (Asset No.'s 10320, 11584, &amp; 11585)</i>	<i>5,000</i>



# PUBLIC SERVICES - PARK FACILITIES MAINTENANCE

## ACTIVITY DETAIL

Account Number	Description	FY 23-24 COST
3880	<b>Capital Outlay - Miscellaneous Other:</b> Pet Waste Stations (10)	<b>8,000</b>
746-2152	<b>Vehicle Lease:</b> Annual lease payment for (5) vehicles	<b>61,299</b>
746-3820	<b>Capital Outlay - Automotive Equipment:</b> Public Services replacement vehicles - aftermarket equipment	<b>37,500</b>
	<i>Aftermarket equipment for unit Replacing no. 3010 (Asset No. 14920)</i>	<i>10,000</i>
	<i>Aftermarket equipment for unit Replacing no. 6051 (Asset No 13992) - Carry Over</i>	<i>7,500</i>
	<i>Aftermarket equipment for unit Replacing no. 6193 (Asset No. 3993) - Carry Over</i>	<i>10,000</i>
	<i>Aftermarket equipment for unit Replacing no. 6195 (Asset No. 14721)</i>	<i>10,000</i>



# PUBLIC SERVICES - PARK MAINTENANCE AQUATICS

## ACTIVITY DETAIL

Account Number	Description	FY 23-24 COST
2061	<b>Custodial Supplies:</b> Facility custodial supplies	\$ 5,000
2062	<b>Maintenance &amp; Repair Supplies:</b>	<b>17,000</b>
	<i>Electrical repairs</i>	1,000
	<i>Appliance repairs</i>	1,000
	<i>Plumbing repairs</i>	1,000
	<i>Pool equipment repairs</i>	14,000
2064	<b>Building Trade Supplies:</b> Building repair supplies - hardware, plumbing, and electrical	<b>4,000</b>
2080	<b>Contract Services - Non-Classified:</b>	<b>33,000</b>
	<i>Alarm service monitoring - security</i>	4,000
	<i>Alarm service monitoring - fire</i>	1,000
	<i>Pool maintenance, including annual inspection</i>	11,000
	<i>HVAC maintenance</i>	500
	<i>Tile cleaning and sealing for restroom floors/walls</i>	7,000
	<i>Landscaping maintenance</i>	7,500
	<i>Health Permit</i>	1,500
	<i>Haz Mat Permit</i>	500
2170	<b>Special Materials - Supplies:</b> Pool chemicals	<b>35,000</b>



## PUBLIC SERVICES - PARK MAINTENANCE

### NORWALK SPORTS COMPLEX

#### ACTIVITY DETAIL

Account Number	Description	FY 23-24 COST
2061	<b>Custodial Supplies:</b> Supplies for Norwalk Arts & Sports Complex and Community Meeting Center	\$ 30,000
2062	<b>Maintenance &amp; Repair Supplies:</b>	30,000
	<i>Electrical repairs</i>	3,500
	<i>Flooring repairs</i>	5,000
	<i>Appliance repairs</i>	2,000
	<i>Plumbing repairs</i>	4,500
	<i>Lighting - ballasts, etc.</i>	2,000
	<i>Glass replacement</i>	2,000
	<i>HVAC repairs</i>	2,500
	<i>Miscellaneous repairs</i>	1,500
	<i>Door repairs</i>	3,000
	<i>Elevator repairs</i>	3,000
	<i>Scrubber repairs</i>	1,000
2064	<b>Building Trade Supplies:</b> Building Repair Supplies - Locks, Hardware, Plumbing and Electrical Supplies, etc.	10,000



## PUBLIC SERVICES - PARK MAINTENANCE

### NORWALK SPORTS COMPLEX

#### ACTIVITY DETAIL

Account Number	Description	FY 23-24 COST
<b>2080</b>	<b>Contract Services - Non-Classified:</b>	<b>45,500</b>
	<i>Alarm service monitoring</i>	2,600
	<i>Fire system monitoring/testing/maintenance</i>	7,500
	<i>HVAC maintenance</i>	4,000
	<i>Window cleaning</i>	3,000
	<i>Elevator permit</i>	800
	<i>Tile cleaning and sealing for restroom floors/walls</i>	9,000
	<i>Elevator maintenance</i>	2,000
	<i>Ice machine maintenance</i>	1,100
	<i>Landscaping maintenance</i>	14,000
	<i>Auto scrubber maintenance</i>	1,500
<b>3850</b>	<b>Capital Outlay - Tools &amp; Work</b>	<b>79,000</b>
	<i>Carpet extractor, 5 gallon Replacement (Asset No.11114)</i>	8,000
	<i>Floor scrubber, 20" walk behind Replacement (Asset No.13206)</i>	14,000
	<i>Auto scrubber ride on Replacement (Asset No.14291)</i>	30,000
	<i>Carpet extractor large walk behind Replacement (Asset No.13490)</i>	18,000
	<i>Vacuums, 2 ea. 14" upright Replacement (Asset No.'s 13482, #13483)</i>	1,800
	<i>Vacuum 30" large area Replacement ( no Asset tag)</i>	4,500
	<i>Carpet Bonnet Scrubber Replacement (Asset No.14123)</i>	2,700



# PUBLIC SERVICES - PARK MAINTENANCE

## CULTURAL ARTS CENTER

### ACTIVITY DETAIL

Account Number	Description	FY 23-24 COST
2061	<b>Custodial Supplies:</b> Custodial supplies for facility	\$ 2,500
2062	<b>Maintenance &amp; Repair Supplies:</b>	<b>3,000</b>
	<i>Electrical repairs</i>	700
	<i>Plumbing repairs</i>	700
	<i>Door repairs</i>	300
	<i>HVAC repairs</i>	800
	<i>Miscellaneous repairs</i>	500
2064	<b>Building Trade Supplies:</b> Building repair supplies - hardware, plumbing, and electrical	<b>1,000</b>
2080	<b>Contract Services - Non-Classified:</b>	<b>17,500</b>
	<i>Alarm service monitoring</i>	1,500
	<i>HVAC maintenance</i>	1,500
	<i>Miscellaneous maintenance services</i>	1,500
	<i>Landscaping maintenance</i>	7,000
	<i>Fire alarm system annual inspection</i>	4,000
	<i>Tile cleaning and sealing for restroom floors/walls</i>	2,000

# PARK MAINTENANCE - TOTAL ALL FACILITIES

BUDGET UNIT	ACCT	DESCRIPTION	FY 21-22 ACTUAL	FY 22-23 BUDGET	FY 22-23 Actuals Thru 2/21/23	ESTIMATED ACTUAL FY 22-23	FY 23-24 BUDGET	BUDGET VARIANCE FY24 vs. FY23	%
101-30-xxxx	1020	SALARIES & WAGES	520,803	596,074	320,952	507,280	610,546	14,472	2%
101-30-xxxx	1030	PART TIME WAGES	29,767	73,952	21,081	33,319	76,219	2,267	3%
101-30-xxxx	1040	OVERTIME SALARY & WAGES	2,563	-	940	1,486	-	-	-
101-30-xxxx	1048	MEDICAL OPT-OUT-GEN. UNIT	12,731	7,200	9,465	16,226	21,600	14,400	200%
101-30-xxxx	1049	BILINGUAL/CERTIFICATION PAY	956	650	928	1,466	1,950	1,300	200%
101-30-xxxx	1050	STANDBY PAY	1,400	-	1,680	2,655	4,600	4,600	-
101-30-xxxx	1065	ACCRUED PAID VACATION	7,657	-	-	2,000	1,900	1,900	-
101-30-xxxx	1075	SEVERANCE PAY	2,567	-	-	-	-	-	-
101-30-xxxx	1080	MEDICARE	8,201	9,830	5,106	8,184	10,393	563	6%
101-30-xxxx	1084	UNIFORM ALLOWANCE	-	-	1,550	2,450	-	-	-
101-30-xxxx	1083	PERS - EMPLOYER PORTION	194,682	226,695	118,223	186,857	240,139	13,444	6%
101-30-xxxx	1085	LIFE INSURANCE	1,017	1,803	425	729	779	(1,024)	-57%
101-30-xxxx	1088	LONG-TERM DISABILITY INSURANCE	4,098	6,020	2,463	4,223	6,167	147	2%
101-30-xxxx	1090	MEDICAL INS - FT EMPLOYEES	109,335	131,932	49,187	84,321	95,042	(36,890)	-28%
101-30-xxxx	1091	DENTAL INS - FT EMPLOYEES	6,402	10,513	2,607	4,470	8,176	(2,337)	-22%
101-30-xxxx	1092	VISION INS - FT EMPLOYEES	1,147	1,370	643	1,102	1,064	(306)	-22%
101-30-xxxx	1097	WORKER'S COMPENSATION	7,740	9,369	5,656	8,484	8,500	(869)	-9%
<b>PERSONNEL EXPENDITURES:</b>			<b>911,066</b>	<b>1,075,408</b>	<b>540,907</b>	<b>865,251</b>	<b>1,087,075</b>	<b>11,667</b>	<b>1%</b>

# PARK MAINTENANCE - TOTAL ALL FACILITIES

BUDGET UNIT	ACCT	DESCRIPTION	FY 21-22 ACTUAL	FY 22-23 BUDGET	FY 22-23 Actuals Thru 2/21/23	ESTIMATED ACTUAL FY 22-23	FY 23-24 BUDGET	BUDGET VARIANCE FY24 vs. FY23	%
101-30-xxxx	2061	CUSTODIAL SUPPLIES	45,321	50,500	28,247	54,500	52,500	2,000	4%
101-30-xxxx	2062	MTCE & REPAIR SUPPLIES	54,958	71,000	43,350	70,000	70,000	(1,000)	-1%
101-30-xxxx	2064	BUILDING TRADE SUPPLIES	75,996	47,000	47,057	66,200	60,000	13,000	28%
101-30-xxxx	2080	CONTRACT SVC	86,719	128,280	43,281	145,600	129,000	720	1%
101-30-xxxx	2090	EQUIP MTCE & SUPPLIES	3,378	2,500	666	2,500	2,500	-	0%
101-30-xxxx	2100	UTILITIES	61,521	89,565	29,606	80,000	84,000	(5,565)	-6%
101-30-xxxx	2170	SPECIAL MAT'LS-SUPPLIES	39,897	40,000	23,539	40,000	45,000	5,000	13%
101-30-xxxx	2220	VEHICLE MTCE & SUPPLIES	48,113	48,500	24,823	38,745	40,682	(7,818)	-16%
101-30-xxxx	2230	PROGRAMS & ACTIVITIES	764	1,524	750	2,016	2,356	832	55%
101-30-xxxx	2231	VANDALISM REPAIR	12,015	6,000	68,281	15,000	12,000	6,000	100%
<b>OPERATING EXPENDITURES:</b>			<b>428,682</b>	<b>484,869</b>	<b>309,601</b>	<b>514,561</b>	<b>523,038</b>	<b>38,169</b>	<b>8%</b>
101-30-xxxx	3850	C/O-TOOLS & WORK EQUIP	-	18,500	14,398	18,500	121,800	103,300	558%
101-30-xxxx	3880	C/O-MISCELLANEOUS OTHER	-	30,000	21,482	30,000	8,000	(22,000)	-73%
<b>CAPITAL OUTLAY EXPENDITURES:</b>			<b>-</b>	<b>48,500</b>	<b>35,881</b>	<b>48,500</b>	<b>129,800</b>	<b>81,300</b>	<b>168%</b>
<b>GENERAL FUND - TOTAL:</b>			<b>1,339,748</b>	<b>1,608,777</b>	<b>886,388</b>	<b>1,428,312</b>	<b>1,739,913</b>	<b>131,136</b>	<b>8%</b>
746-30-xxxx	2152	VEHICLE LEASE	25,413	33,167	16,874	25,311	61,299	28,132	85%
746-30-xxxx	3820	C/O-AUTOMOTIVE EQUIPMENT	1,326	25,000	-	-	37,500	12,500	50%
<b>VEHICLE &amp; EQUIPMENT REPLACEMENT FUND - TOTAL:</b>			<b>26,739</b>	<b>58,167</b>	<b>16,874</b>	<b>25,311</b>	<b>98,799</b>	<b>40,632</b>	<b>70%</b>
<b>ALL FUNDS - TOTAL:</b>			<b>1,366,487</b>	<b>1,666,944</b>	<b>903,262</b>	<b>1,453,623</b>	<b>1,838,712</b>	<b>171,768</b>	<b>10%</b>



# PUBLIC SERVICES - PARK MAINTENANCE PROJECTS

## ACTIVITY DETAIL

Account Number	Description	FY 23-24 COST
<b>743-5807-2069</b>	<b>Contract Services - Projects: Lakeside Park</b>	<b>\$ 80,000</b>
	<i>Snack bar remodel</i>	<i>65,000</i>
	<i>Install grease interceptor</i>	<i>15,000</i>
<b>743-5813-2069</b>	<b>Contract Services - Projects: Zimmerman Park</b>	<b>55,000</b>
	<i>Install shaded picnic area with tables</i>	<i>30,000</i>
	<i>Irrigation Upgrades - Replacement of old, worn out irrigation</i>	<i>25,000</i>
<b>743-5803-2069</b>	<b>Contract Services - Projects: Gerdes Park</b> Irrigation Upgrades - Replacement of old, worn out irrigation	<b>20,000</b>
<b>743-5814-2069</b>	<b>Contract Services - Projects: Foster Greenbelt</b> Irrigation Upgrades - Replacement of old, worn out irrigation	<b>25,000</b>

# PARK MAINTENANCE - PROJECTS

BUDGET UNIT	ACCT	DESCRIPTION	FY 21-22 ACTUAL	FY 22-23 BUDGET	FY 22-23 Actuals Thru 2/21/23	ESTIMATED ACTUAL FY 22-23	FY 23-24 BUDGET	BUDGET VARIANCE FY24 vs. FY23	%
743-30-5803	2069	CONTRACT SVC/PROJECTS	-	-	-	-	20,000	20,000	100%
		GERDES PARK	-	-	-	-	20,000	20,000	100%
743-30-5807	2069	CONTRACT SVC/PROJECTS	-	-	-	-	80,000	80,000	100%
		LAKESIDE PARK	-	-	-	-	80,000	80,000	100%
743-30-5813	2069	CONTRACT SVC/PROJECTS	-	-	-	-	55,000	55,000	100%
		ZIMMERMAN PARK	-	-	-	-	55,000	55,000	100%
743-30-5814	2069	CONTRACT SVC/PROJECTS	-	-	-	-	25,000	25,000	100%
		FOSTER GREENBELT	-	-	-	-	25,000	25,000	100%
		<b>PARK RENOVATION FUND TOTAL:</b>	-	-	-	-	180,000	180,000	100%

# PUBLIC SERVICES

## *Environmental Services*

(3106)



### **Description of Activities**

Norwalk is a permittee of the Los Angeles Regional Water Quality Control Board's (LARW QCB) Municipal Separate Storm Sewer System (MS4) permit, which requires that jurisdictions in Los Angeles County reduce storm water discharges flowing untreated into storm drains and oceans. The Environmental Services Division will oversee compliance to the MS4 permit including the implementation of the City's Green Street Policy, Low Impact Development requirements, and manage business pollutant discharge inspections and related storm water management plan review. The division also works along with multiple city departments to oversee the City's compliance to air quality and related environmental requirements mandated by the State, and monitors California Environmental Quality Act (CEQA) and National Environmental Policy Act (NEPA) compliance.

### **Objectives**

- Manage storm water discharges through the use of best management practices.
- Implement the Green Street Policy and Low Impact Development requirements.
- Collaborate with other agencies to create a comprehensive Watershed Management Plan.
- Assist other departments with implementation of their MS4 permit activities.



# PUBLIC SERVICES - ENVIRONMENTAL SERVICES

## ACTIVITY DETAIL

Account Number	Description	FY 23-24 COST
<b>2080</b>	<b>Contract Services - Non-Classified:</b>	<b>\$ 279,000</b>
	<i>Municipal Separate Storm Sewer System/NPDES (MS4) Compliance Services</i>	85,000
	<i>MOU with LA Gateway Water Authority for Watershed Management Program (cost shared with Gateway City Members)</i>	100,000
	<i>Municipal Separate Storm Sewer Station (MS4) Permit</i>	50,000
	<i>Imperial storm water lift station maintenance and cleaning</i>	20,000
	<i>Catch basin cleaning</i>	4,000
	<i>Full capture catch basin inserts</i>	20,000
<b>227-2080</b>	<b>Contract Services:</b> Bus stop trash receptacle clean up and maintenance	<b>32,000</b>
<b>230-2062</b>	<b>Maintenance Repair &amp; Supplies:</b> Potter Street Storm Drain Repairs	<b>100,000</b>
<b>230-2081</b>	<b>Contract Services/Special Studies</b> Stormwater Master Plan	<b>250,000</b>

# ENVIRONMENTAL SERVICES

BUDGET UNIT	ACCT	DESCRIPTION	FY 21-22 ACTUAL	FY 22-23 BUDGET	FY 22-23 Actuals Thru 2/21/23	ESTIMATED ACTUAL FY 22-23	FY 23-24 BUDGET	BUDGET VARIANCE FY24 vs. FY23	%
101-30-3106	1020	SALARIES & WAGES	22,261	22,214	15,575	24,618	23,215	1,001	5%
101-30-3106	1052	AUTO ALLOWANCE	316	195	193	332	60	(135)	-69%
101-30-3106	1060	PAID SICK LEAVE	230	300	-	300	300	-	0%
101-30-3106	1065	ACCRUED PAID VACATION	613	600	-	1,000	1,500	900	150%
101-30-3106	1078	MANAGEMENT BENEFIT 401A	560	520	389	615	546	26	5%
101-30-3106	1080	MEDICARE	267	365	185	381	390	25	7%
101-30-3106	1081	MGMT BENEFIT/MEDICAL	1,310	1,249	807	1,276	1,302	53	4%
101-30-3106	1083	PERS - EMPLOYER PORTION	7,863	8,450	5,310	8,392	9,132	682	8%
101-30-3106	1084	UNIFORM ALLOWANCE	-	-	8	12	-	-	-
101-30-3106	1085	LIFE INSURANCE	58	60	39	66	62	2	3%
101-30-3106	1088	LONG-TERM DISABILITY INSURANCE	241	224	161	276	234	10	4%
101-30-3106	1090	MEDICAL INS - FT EMPLOYEES	451	450	313	537	471	21	5%
101-30-3106	1090M	MEDICAL INS - MANAGEMENT	556	539	290	498	620	81	15%
101-30-3106	1091	DENTAL INS - FT EMPLOYEES	176	117	116	199	117	-	0%
101-30-3106	1092	VISION INS - FT EMPLOYEES	45	27	29	50	27	-	0%
101-30-3106	1097	WORKER'S COMPENSATION	324	344	208	312	300	(44)	-13%
<b>PERSONNEL EXPENDITURES:</b>			<b>35,272</b>	<b>35,654</b>	<b>23,623</b>	<b>38,861</b>	<b>38,276</b>	<b>2,622</b>	<b>7%</b>
101-30-3106	2055	LEGAL ADVERTISING	-	250	-	-	250	-	0%
101-30-3106	2080	CONTRACT SVC/NON-CLASS	185,131	243,000	108,832	234,800	279,000	36,000	15%
101-30-3106	2086	LEGAL SERVICES	50	1,000	-	2,500	10,000	9,000	900%
101-30-3106	2250	TRAINING EXPENSE	-	1,000	-	-	1,000	-	0%
<b>OPERATING EXPENDITURES:</b>			<b>185,181</b>	<b>245,250</b>	<b>108,832</b>	<b>237,300</b>	<b>290,250</b>	<b>45,000</b>	<b>18%</b>
<b>GENERAL FUND - TOTAL:</b>			<b>220,453</b>	<b>280,904</b>	<b>132,455</b>	<b>276,161</b>	<b>328,526</b>	<b>47,622</b>	<b>17%</b>

# ENVIRONMENTAL SERVICES

BUDGET UNIT	ACCT	DESCRIPTION	FY 21-22 ACTUAL	FY 22-23 BUDGET	FY 22-23 Actuals Thru 2/21/23	ESTIMATED ACTUAL FY 22-23	FY 23-24 BUDGET	BUDGET VARIANCE FY24 vs. FY23	%
227-30-3106	2080	CONTRACT SERVICES	31,839	30,000	14,791	30,000	32,000	2,000	7%
		OPERATING EXPENDITURES:	31,839	30,000	14,791	30,000	32,000	2,000	7%
		PROP C FUND - TOTAL:	31,839	30,000	14,791	30,000	32,000	2,000	7%
230-30-3106	2081	CONTRA SVC/SPECIAL STUDY	-	22,816	-	-	250,000	227,184	996%
230-30-3106	2062	MTCE & REPAIR SUPPLIES	-	-	-	-	100,000	100,000	-
		OPERATING EXPENDITURES:	-	22,816	-	-	350,000	327,184	1434%
		MEASURE W FUND TOTAL:	-	22,816	-	-	350,000	327,184	1434%
		<b>ALL FUNDS - TOTAL:</b>	<b>252,292</b>	<b>333,720</b>	<b>147,246</b>	<b>306,161</b>	<b>710,526</b>	<b>376,806</b>	<b>113%</b>

# PUBLIC SERVICES

## *High Speed Rail*

(3607)



### **Description of Activities**

The City has received funding from the California High Speed Rail Authority (HSRA) to offset costs incurred in providing analysis and input on high speed rail's impact on the local community and participating in coordination activities. The HSRA is responsible for the planning, design, construction, and operation of the high speed rail system in California. The proposed rail system will run from San Francisco to the Los Angeles basin in under three hours at speeds over 200 miles per hour. The system will eventually extend to Sacramento and San Diego, totaling 800 miles with up to 24 stations.

### **Objectives**

- Coordinate with HSRA and City's consultant on the technical and engineering review of the proposed rail facility through the City and the proposed improvements at the Norwalk/Santa Fe Springs Transportation Station.
- Collaborate with other local agencies to achieve a cohesive regional rail system while minimizing local and environmental impacts.



# **PUBLIC SERVICES - HIGH SPEED RAIL**

## **ACTIVITY DETAIL**

<b>Account Number</b>	<b>Description</b>	<b>FY 23-24 COST</b>
<b>2080</b>	<b>Contract Services - Non-Classified:</b> Consultant Services	<b>\$ 100,000</b>

# HIGH SPEED RAIL

BUDGET UNIT	ACCT	DESCRIPTION	FY 21-22 ACTUAL	FY 22-23 BUDGET	FY 22-23 Actuals Thru 2/21/23	ESTIMATED ACTUAL FY 22-23	FY 23-24 BUDGET	BUDGET VARIANCE FY24 vs. FY23	%
439-30-3607	1020	SALARIES & WAGES	-	9,349	-	-	-	(9,349)	-100%
439-30-3607	1052	AUTO ALLOWANCE	-	216	-	-	-	(216)	-100%
439-30-3607	1078	MANAGEMENT BENEFIT 401A	-	374	-	-	-	(374)	-100%
439-30-3607	1080	MEDICARE	-	146	-	-	-	(146)	-100%
439-30-3607	1081	MGMT BENEFIT/MEDICAL	-	490	-	-	-	(490)	-100%
439-30-3607	1083	PERS - EMPLOYER PORTION	-	3,556	-	-	-	(3,556)	-100%
439-30-3607	1085	LIFE INSURANCE	-	37	-	-	-	(37)	-100%
439-30-3607	1088	LONG-TERM DISABILITY INSURANCE	-	94	-	-	-	(94)	-100%
439-30-3607	1090M	MEDICAL INS - MANAGEMENT	-	539	-	-	-	(539)	-100%
439-30-3607	1091	DENTAL INS - FT EMPLOYEES	-	58	-	-	-	(58)	-100%
439-30-3607	1092	VISION INS - FT EMPLOYEES	-	19	-	-	-	(19)	-100%
439-30-3607	1097	WORKER'S COMPENSATION	-	144	-	-	-	(144)	-100%
<b>PERSONNEL EXPENDITURES:</b>			-	15,023	-	-	-	(15,023)	-100%
439-30-3607	2080	CONTRACT SVC/NON-CLASS	-	100,000	-	-	100,000	-	0%
<b>OPERATING EXPENDITURES:</b>			-	100,000	-	-	100,000	-	0%
<b>HIGH SPEED TOTAL :</b>			-	115,023	-	-	100,000	(15,023)	-13%



# **WATER SERVICES**



# PUBLIC SERVICES

## *Water Services*

(3602)



### **Description of Activities**

The Water Services Section operates and maintains the Norwalk Municipal Water System delivering safe, clean, domestic water to an estimated population of 20,228 through 5,362 metered connections serving portions within the City of Norwalk, the City of Artesia, and a small portion of unincorporated Los Angeles County area. The Section operates three water well sites (#4, #5, and #10), maintains 35 miles of watermain including domestic and high-pressure fire mains, maintains 450 fire hydrants and three landscaping areas, and meets all health standards, rules, and regulations of State and County Health Departments. The Section also provides 24 hour emergency response to water issues.

### **Objectives**

- Complete water related studies to review for future water system improvements, operations and capital improvement projects, prepare for potential emergencies, and to ensure compliance with regulations.
- Continue to improve operational efficiency and water quality at all three wells (#4, 5, and 10)
- Continue to maximize utilization of Well #10 to its design capacity and decrease import water from both MWD connection and City of Cerritos.
- Install SCADA system to control and monitor the wells and pressure regulating stations more effectively.
- Continue the installation of Automated Metering Infrastructure project for Norwalk Municipal Water System.
- Continue the update of GIS and Asset Management Plan for Norwalk Municipal Water System. This will allow intelligent data to be assigned to each element and be utilized more effectively by both engineering and operational staff.
- Continue regional involvement in water agencies to monitor activities impacting municipal water systems. Implement State DWR requirements related to water conservation (BMPs).
- Develop and implement water capital improvement projects funded by revenues generated from the water rate charge.
- Ensure water system infrastructure is continually maintained to minimize water shutdown and equipped with security measures to deter vandalism.
- Provide well maintenance at three wells (#4, 5, and 10) to comply with State Water Resources Control Board standards.



# PUBLIC SERVICES - WATER SERVICES

## ACTIVITY DETAIL

Account Number	Description	FY 23-24 COST
2062	<b>Maintenance and Repairs:</b>  <i>Emergency system repairs and maintenance - Artesia</i> <i>Emergency system repairs and maintenance - Norwalk</i> <i>Emergency pump repairs</i> <i>Maintenance and repair of CLA-Val valves</i> <i>Well programming</i> <i>Chlorine equipment repair</i> <i>Backup power generator repairs</i>	<b>\$ 175,000</b>  20,000 100,000 30,000 10,000 5,000 5,000 5,000
2080	<b>Contract Services - Non-Classified:</b>  <i>Consultant - water engineering</i> <i>Meter reading service</i> <i>Landscaping</i> <i>Water meter calibration services</i> <i>Alarm services - monthly fees and troubleshooting</i> <i>Rain barrel distribution - Norwalk water customers</i> <i>Dig Alert services</i> <i>Pest control services</i> <i>Well backup generator routine maintenance services</i> <i>Water loss reporting requirement</i> <i>Mechanical and electrical services</i> <i>Water shortage contingency reporting requirement</i>	<b>192,500</b>  75,000 45,000 8,000 1,000 12,000 3,000 6,000 1,000 8,500 12,000 6,000 15,000
2081	<b>Contract Services - Special Study:</b>  <i>Water master plan update (carry-over)</i>	<b>185,000</b>  125,000



# PUBLIC SERVICES - WATER SERVICES

## ACTIVITY DETAIL

Account Number	Description	FY 23-24 COST
<b>2089</b>	<b>Computer System Maintenance &amp; Support:</b>	
	<i>GIS water layer update</i>	10,000
	<i>Water rate study</i>	50,000
		<b>108,500</b>
<b>2111</b>	<b>Memberships:</b>	
	<i>UB system application and AMI/AMR Meter reading services</i>	103,000
	<i>Software licenses for Bluebeam, GIS and AutoCAD ( 50% in Sewer)</i>	5,500
		<b>27,000</b>
	<i>Gateway IRWM JPA</i>	18,000
	<i>American Water Works Association</i>	1,500
	<i>Association of California Water Agencies</i>	1,000
	<i>Central Basin Water Association Membership</i>	1,500
<i>USC Foundation of Cross Connection Control</i>	500	
<i>Southeast Water Coalition</i>	3,500	
<i>American Public Works Association Membership</i>	1,000	
<b>2140</b>	<b>Office Supplies:</b>	
	<i>Office supplies and other section office materials</i>	2,000
	<i>Water billing envelopes and printing</i>	11,000
<b>2141</b>	<b>Postage:</b>	
	Mailing of water bills	28,500
<b>2152</b>	<b>Vehicle Lease:</b>	
	Annual lease payment for (3) vehicles	80,306



# PUBLIC SERVICES - WATER SERVICES

## ACTIVITY DETAIL

Account Number	Description	FY 23-24 COST
<b>2160</b>	<b>Special Fees &amp; Services:</b> Water testing for State Department of Health Services and NPDES testing	<b>102,000</b>
	<i>Lab services - well and NPDES sampling</i>	<i>20,000</i>
	<i>Water Replenishment District - groundwater title 22 monitoring</i>	<i>20,000</i>
	<i>Department of Public Health well operating permit</i>	<i>59,000</i>
	<i>Los Angeles County well permit fees</i>	<i>3,000</i>
<b>2161</b>	<b>Administrative Costs</b> Quarterly administration costs	<b>126,550</b>
<b>2170</b>	<b>Special Materials &amp; Supplies:</b>	<b>133,600</b>
	<i>Meter replacement materials</i>	<i>50,000</i>
	<i>Chlorination/phosphate equipment and disinfectant</i>	<i>13,500</i>
	<i>Hydrants, fittings, copper, clamps - items for repl. and repair</i>	<i>67,000</i>
	<i>Safety equipment and cleaning supplies</i>	<i>1,500</i>
	<i>Traffic control delineation materials and supplies</i>	<i>1,500</i>
	<i>Locksmith service</i>	<i>100</i>
<b>2181</b>	<b>Water Replenishment Fees:</b> Water Replenishment District - replenishment fees	<b>169,000</b>
<b>2182</b>	<b>Purchased Water - Domestic:</b>	<b>2,050,000</b>
	<i>City of Cerritos</i>	<i>410,000</i>
	<i>City of Santa Fe Springs</i>	<i>305,000</i>
	<i>Central Basin Water - imported water</i>	<i>1,335,000</i>
<b>2184</b>	<b>Purchased Water - Recycled:</b> Central Basin Water - recycled	<b>55,000</b>



# PUBLIC SERVICES - WATER SERVICES

## ACTIVITY DETAIL

Account Number	Description	FY 23-24 COST
2250	<b>Training:</b> Water distribution system operations training, regulatory training, continuing education for certification courses, backflow testing and cross connection control training	10,000
3820	<b>Capital Outlay - Automotive</b>  Aftermarket equipment for unit Replacing No. 4715, (Asset No. 12632)  Aftermarket equipment for unit Replacing No. 4716, (no asset tag)  Aftermarket equipment for unit Replacing No. 4717, (no asset tag)	52,371  32,371  10,000  10,000
3850	<b>Capital Outlay - Tools &amp; Equipment</b> <i>Chemical Feed Pumps</i>	4,000

# WATER

BUDGET UNIT	ACCT	DESCRIPTION	FY 21-22 ACTUAL	FY 22-23 BUDGET	FY 22-23 Actuals Thru 2/21/23	ESTIMATED ACTUAL FY 22-23	FY 23-24 BUDGET	BUDGET VARIANCE FY24 vs. FY23	%
702-30-3602	1020	SALARIES & WAGES	431,332	577,015	228,855	361,716	575,640	(1,375)	0%
702-30-3602	1030	PART TIME WAGES	6,895	11,483	3,008	4,754	20,276	8,793	77%
702-30-3602	1040	OVERTIME SALARY & WAGES	25,924	24,000	16,248	25,680	25,000	1,000	4%
702-30-3602	1045	COMP TIME PAY	283	-	-	-	-	-	-
702-30-3602	1048	MEDICAL OPT-OUT-GEN. UNIT	3,559	2,520	2,697	4,623	10,800	8,280	329%
702-30-3602	1049	BILINGUAL/CERTIFICATION PAY	1,719	1,333	896	1,417	2,015	683	51%
702-30-3602	1050	STANDBY PAY	10,886	6,300	5,553	8,776	12,000	5,700	90%
702-30-3602	1052	AUTO ALLOWANCE	1,357	1,175	540	925	619	(556)	-47%
702-30-3602	1054	CELLPHONE ALLOWANCE	37	-	10	16	-	-	-
702-30-3602	1060	PAID SICK LEAVE	4,251	4,300	3,434	4,534	3,200	(1,100)	-26%
702-30-3602	1065	ACCRUED PAID VACATION	14,848	6,100	1,229	12,129	14,500	8,400	138%
702-30-3602	1066	COMPENSATED ABSENCES	(39,264)	-	-	-	-	-	-
702-30-3602	1070	PAID SICK LEAVE AT TERMINATION	18,808	-	-	-	-	-	-
702-30-3602	1076	DEFERRED COMP-457 PLAN	1,022	-	280	280	-	-	-
702-30-3602	1078	MANAGEMENT BENEFIT 401A	4,289	5,486	2,185	3,453	4,151	(1,335)	-24%
702-30-3602	1080	MEDICARE	7,420	9,331	3,758	6,210	9,742	411	4%
702-30-3602	1081	MGMT BENEFIT/MEDICAL	4,710	3,769	1,927	3,045	3,618	(151)	-4%
702-30-3602	1083	PERS - EMPLOYER PORTION	160,708	219,449	83,647	132,209	226,410	6,961	3%
702-30-3602	1083C	CONTRA PENSION - GASB 68	(196,703)	-	-	-	-	-	-
702-30-3602	1084	UNIFORM ALLOWANCE	267	500	539	924	1,300	800	160%
702-30-3602	1085	LIFE INSURANCE	1,230	1,408	553	949	1,134	(274)	-19%
702-30-3602	1088	LONG-TERM DISABILITY INSURANCE	3,608	5,828	1,901	3,259	5,812	(16)	0%
702-30-3602	1090	MEDICAL INS - FT EMPLOYEES	54,329	87,559	19,462	33,363	64,043	(23,516)	-27%

# WATER

BUDGET UNIT	ACCT	DESCRIPTION	FY 21-22 ACTUAL	FY 22-23 BUDGET	FY 22-23 Actuals Thru 2/21/23	ESTIMATED ACTUAL FY 22-23	FY 23-24 BUDGET	BUDGET VARIANCE FY24 vs. FY23	%
702-30-3602	1090M	MEDICAL INS - MANAGEMENT	17,257	19,487	10,633	18,228	21,435	1,948	10%
702-30-3602	1091	DENTAL INS - FT EMPLOYEES	5,046	7,350	2,384	4,087	6,064	(1,286)	-17%
702-30-3602	1092	VISION INS - FT EMPLOYEES	827	1,151	425	728	984	(167)	-15%
702-30-3602	1094	DENTAL INS - PT EMPLOYEES	24	292	-	-	-	(292)	-100%
702-30-3602	1095	MEDICAL INS - RETIREES	19,131	23,200	16,147	32,300	25,800	2,600	11%
702-30-3602	1097	WORKER'S COMPENSATION	2,424	11,790	7,120	10,680	10,500	(1,290)	-11%
702-30-3602	1098	OPEB - FUTURE RETIREES BENEFIT	42,000	75,000	-	-	85,000	10,000	13%
702-30-3602	1098C	CONTRA - OPEB	(126,318)	-	-	-	-	-	-
702-30-3602	1098O	OPEB - GASB 75	90,545	-	-	-	-	-	-
702-30-3602	1999	ALLOCATED PAYROLL	(48,735)	-	(3,611)	(3,611)	-	-	-
PERSONNEL EXPENDITURES:			523,716	1,105,825	409,820	670,675	1,130,043	24,218	2%

# WATER

BUDGET UNIT	ACCT	DESCRIPTION	FY 21-22 ACTUAL	FY 22-23 BUDGET	FY 22-23 Actuals Thru 2/21/23	ESTIMATED ACTUAL FY 22-23	FY 23-24 BUDGET	BUDGET VARIANCE FY24 vs. FY23	%
702-30-3602	2062	MTCE & REPAIR SUPPLIES	-	166,000	4,316	105,000	175,000	9,000	5%
702-30-3602	2080	CONTRACT SVC/NON-CLASS	166,622	160,000	92,406	180,550	192,500	32,500	20%
702-30-3602	2081	CONTRACT SVC/SPECIAL STUDY	67,001	185,000	3,959	5,000	185,000	-	0%
702-30-3602	2086	LEGAL SERVICES	2,719	15,000	-	10,000	15,000	-	0%
702-30-3602	2089	COMP SYST MAINT & SUPPORT	45,658	78,000	36,340	84,400	108,500	30,500	39%
702-30-3602	2100	UTILITIES	172,824	210,000	55,743	95,000	99,800	(110,200)	-52%
702-30-3602	2110	CONFERENCES & MEETINGS	1,145	2,000	9	2,000	2,200	200	10%
702-30-3602	2111	MEMBERSHIPS	19,008	24,000	701	21,750	27,000	3,000	13%
702-30-3602	2140	OFFICE SUPPLIES	9,111	11,000	11,183	15,000	13,000	2,000	18%
702-30-3602	2141	POSTAGE	21,117	25,000	16,869	28,000	28,500	3,500	14%
702-30-3602	2152	VEHICLE LEASE	8,597	22,463	6,993	13,422	80,306	57,843	
702-30-3602	2160	SPECIAL FEES & SERVICES	79,034	100,000	52,960	95,975	102,000	2,000	2%
702-30-3602	2161	ADMINISTRATIVE COSTS	243,810	256,400	128,230	257,000	126,550	(129,850)	-51%
702-30-3602	2166	SPEC FEES - LOBBYIST WASH DC	24,000	30,000	14,000	25,000	30,000	-	0%
702-30-3602	2170	SPECIAL MAT'LS-SUPPLIES	76,494	150,000	16,863	108,500	133,600	(16,400)	-11%
702-30-3602	2180	SMALL TOOLS	454	1,000	-	1,000	1,000	-	0%
702-30-3602	2181	WATER REPLENISHMENT FEES	347,770	302,000	84,836	163,360	169,000	(133,000)	-44%
702-30-3602	2182	PURCHASED WATER-DOMESTIC	1,413,352	1,724,000	862,858	1,900,000	2,050,000	326,000	19%
702-30-3602	2184	PURCHASED WATER-RECYCLED	22,269	50,000	25,392	55,000	55,000	5,000	10%
702-30-3602	2190	TELEPHONE & FAX	941	2,500	463	3,500	5,000	2,500	100%
702-30-3602	2192	INTERNET, ISDN DSL SERVICE	110	-	40	210	250	250	-
702-30-3602	2220	VEHICLE MTCE & SUPPLIES	64,342	74,600	33,845	69,150	75,001	401	1%
702-30-3602	2225	VEHICLE MTCE - LEASED VEH	364	904	315	633	1,667	763	84%
702-30-3602	2240	DUPLICATING SERVICE CHG	12	1,000	322	500	1,000	-	0%
702-30-3602	2250	TRAINING EXPENSE	12,090	9,000	7,518	17,500	10,000	1,000	11%
702-30-3602	2304	FRANCHISE TAX EXP	7,733	6,000	-	6,200	6,500	500	8%

# WATER

BUDGET UNIT	ACCT	DESCRIPTION	FY 21-22 ACTUAL	FY 22-23 BUDGET	FY 22-23 Actuals Thru 2/21/23	ESTIMATED ACTUAL FY 22-23	FY 23-24 BUDGET	BUDGET VARIANCE FY24 vs. FY23	%
702-30-3602	2450	GENERAL LIABILITY INSURANCE	97,393	92,000	97,728	97,728	94,500	2,500	3%
702-30-3602	2490	BANK CHARGES - CREDIT CARD PROI	43,570	56,000	26,116	54,000	56,000	-	0%
702-30-3602	2491	INTEREST EXPENSE (CITY LOAN)	107,912	101,133	101,133	-	-	(101,133)	-100%
702-30-3602	2492	PRINCIPAL EXPENSE (CITY LOAN)	(6,273)	142,372	-	-	-	(142,372)	-100%
702-30-3602	2990	DEPRECIATION EXPENSES	681,375	-	-	-	-	-	-
702-30-3602	2150	RENTAL EXPENSE	-	2	7	7	2	-	0%
<b>OPERATING EXPENDITURES:</b>			<b>3,730,554</b>	<b>3,997,374</b>	<b>1,681,145</b>	<b>3,415,385</b>	<b>3,843,876</b>	<b>(153,498)</b>	<b>-4%</b>

# WATER

BUDGET UNIT	ACCT	DESCRIPTION	FY 21-22 ACTUAL	FY 22-23 BUDGET	FY 22-23 Actuals Thru 2/21/23	ESTIMATED ACTUAL FY 22-23	FY 23-24 BUDGET	BUDGET VARIANCE FY24 vs. FY23	%
702-30-3602	3820	C/O-AUTOMOTIVE	442	7,500	2,402	5,000	52,371	44,871	598%
702-30-3602	3850	C/O-TOOLS & WORK EQUIP	-	-	-	-	4,000	4,000	-
702-30-3602	3860	C/O-OFFICE EQUIPMENT	3,944	975	32,319	32,320	-	(975)	-100%
702-30-3602	3894	CAPITALIZE CAP OUTLAY EXPENSES	(739,186)	-	-	-	-	-	-
<b>CAPITAL OUTLAY EXPENDITURES:</b>			<b>(734,800)</b>	<b>8,475</b>	<b>34,720</b>	<b>37,320</b>	<b>56,371</b>	<b>47,896</b>	<b>565%</b>
<b>2013 SERIES A WATER REVENUE BONDS</b>									
702-95-1517	2161	ADMINISTRATIVE COST	545	1,300	1,250	1,300	1,300	-	0%
702-95-1517	2491	INTEREST EXPENSE	307,813	296,315	-	296,315	284,312	(12,003)	-4%
702-95-1517	2492	PRINCIPAL EXPENSE	230,000	255,000	-	240,000	255,000	-	0%
702-95-1517	2493	AMORTIZATION OF DEFFERED COST/PRINCIPAL REPAYMENT	(241,600)	-	-	-	-	-	-
<b>2013 SERIES A WATER REVENUE BONDS:</b>			<b>296,758</b>	<b>552,615</b>	<b>1,250</b>	<b>537,615</b>	<b>540,612</b>	<b>(12,003)</b>	<b>-2%</b>
<b>WATER FUND TOTAL:</b>			<b>3,816,227</b>	<b>5,664,289</b>	<b>2,126,935</b>	<b>4,660,995</b>	<b>5,570,901</b>	<b>(93,387)</b>	<b>-2%</b>




# SEWER SERVICES



# PUBLIC SERVICES

## *Sewer Maintenance*

(3403)



### **Description of Activities**

The Sewer Maintenance Section maintains by contract 164 miles of sewer lines, 2,498 manholes and three sewer lift stations. Also provided by contract is the periodic maintenance of 91 surface drains and three wash rack sump clarifiers located at the Transportation/Public Services facility. The Section also provides 24 hour emergency response to sewer issues.

### **Objectives**

- Update and implement the Sewer System Management plan (SSMP), which includes operations and maintenance activities along with emergency response procedures. Ensure compliance as required by the Waste Discharge Requirement (WDR).
- Complete Sewer System Master Plan Update to review future sewer system improvements, operations and capital improvement projects.
- Provide the most responsive and appropriate level of sewer maintenance services citywide to avoid spills and overflows from the system. Respond within one hour to all emergency calls, including sewer system overflows (SSO) and report to agencies as required.
- Ensure sewer system infrastructure is continually maintained to minimize SSO and equipped with security measures to deter vandalism.
- Comply with all California State Water Resources Control Board and NPDES mandated activities.
- Coordinate with consultant and LA County to continue to collect the sewer service charges from property owners, to be included within the County Property tax roll; and provide annual 30 day notices.
- Develop and implement sewer capital improvement projects funded by revenues generated from the sewer service charge.
- Coordinate with consultant to review CCTV results and prioritize sewer line conditions/develop projects for CIP implementation.
- Continue contract cleaning schedule and clean 50% of all sewer lines citywide and all trouble spots and siphons on a quarterly basis.
- Continue CCTV (closed circuit television) inspection of the sewer system.



# PUBLIC SERVICES - SEWER MAINTENANCE

## ACTIVITY DETAIL

Account Number	Description	FY 23-24 COST
<b>2062</b>	<b>Maintenance and Repairs:</b>  <i>Emergency system repairs and maintenance</i> <i>Emergency pump repairs</i>	<b>\$ 35,000</b> 25,000 10,000
<b>2080</b>	<b>Contract Services - Non-Classified:</b>  <i>Sewer Fee Consultant - Annual coordination with County and water districts to update meter size records, for placement of City fee on County tax roll; investigate and respond to inquiries</i>  <i>Consultant - water engineering</i> <i>Cleaning half of sewer system per year, troubled spots/siphons 4 x 4 year/root treatment</i> <i>Industrial waste inspection services - LA County (partially offset by County payment remitted to City)</i> <i>Alarm security services</i> <i>Landscape maintenance</i> <i>GIS consulting services</i> <i>Emergency pump repairs</i> <i>Dig Alert services</i> <i>Mechanical and electrical services</i>	<b>745,000</b>  15,000  25,000 575,000 75,000 10,000 6,000 10,000 15,000 8,000 6,000
<b>2081</b>	<b>Contract Services - Special Study:</b>  <i>Sanitary Sewer Management Plan (SSMP) Update (carryover)</i> <i>Sewer Master Plan Update (carryover)</i>	<b>180,000</b>  80,000 100,000



# PUBLIC SERVICES - SEWER MAINTENANCE

## ACTIVITY DETAIL

Account Number	Description	FY 23-24 COST
2086	<b>Legal Services:</b> Sewer fee notice review/preparation of reports	5,000
2089	<b>Computer System Maintenance</b> Bluebeam, GIS and AutoCAD Licenses (50% adtl. in Water)	2,500
2160	<b>Special Fees &amp; Services:</b> Annual permit fee - State Water Board for sewer system	20,000
2161	<b>Administrative Costs</b> Quarterly administration costs and web access fee	81,300
2170	<b>Special Materials &amp; Supplies:</b> Deodorizers, safety equipment, chemicals, and specialized tools for	10,000
2250	<b>Training Expenses:</b> NASSCO Training	2,000
3850	<b>Capital Outlay - Tools and Work Equipment</b>	46,000
	Backup sewer lift station pump for Harvard Lift Station	10,000
	Hydrojetter for sewer lines and man holes (50% parks facilities - 3506)	36,000

# SEWER

BUDGET UNIT	ACCT	DESCRIPTION	FY 21-22 ACTUAL	FY 22-23 BUDGET	FY 22-23 Actuals Thru 2/21/23	ESTIMATED ACTUAL FY 22-23	FY 23-24 BUDGET	BUDGET VARIANCE FY24 vs. FY23	%
704-30-3403	1020	SALARIES & WAGES	219,523	307,820	135,939	214,859	307,619	(201)	0%
704-30-3403	1030	PART TIME WAGES	6,895	11,483	2,633	4,161	20,276	8,793	77%
704-30-3403	1040	OVERTIME SALARY & WAGES	1,816	1,000	1,090	1,723	1,000	-	0%
704-30-3403	1048	MEDICAL OPT-OUT-GEN. UNIT	5,424	3,960	5,669	9,718	10,440	6,480	164%
704-30-3403	1049	BILINGUAL PAY/CERTIFICATION PAY	518	358	377	595	325	(33)	-9%
704-30-3403	1050	STAND BY PAY	1,111	1,950	579	916	1,400	(550)	-28%
704-30-3403	1052	AUTO ALLOWANCE	415	2,160	267	458	132	(2,028)	-94%
704-30-3403	1054	CELLPHONE ALLOWANCE	-	2,400	-	-	-	(2,400)	-100%
704-30-3403	1060	PAID SICK LEAVE	1,095	700	375	975	2,300	1,600	229%
704-30-3403	1065	ACCRUED PAID VACATION	5,365	800	279	5,079	7,600	6,800	850%
704-30-3403	1066	COMPENSATED ABSENCES	(8,967)	-	-	-	-	-	-
704-30-3403	1070	PAID SICK LEAVE AT TERMINATION	4,080	-	1,363	1,363	-	-	-
704-30-3403	1078	MANAGEMENT BENEFIT 401A	2,005	2,546	1,291	2,041	2,639	93	4%
704-30-3403	1080	MEDICARE	3,365	4,896	2,120	3,507	5,158	261	5%
704-30-3403	1081	MGMT BENEFIT/MEDICAL	3,058	2,325	1,316	2,079	2,004	(321)	-14%
704-30-3403	1083	PERS - EMPLOYER PORTION	81,631	117,071	49,697	78,548	120,994	3,923	3%
704-30-3403	1083C	CONTRA PENSION - GASB 68	(65,568)	-	-	-	-	-	-
704-30-3403	1084	UNIFORM ALLOWANCE	-	-	224	384	500	500	-
704-30-3403	1085	LIFE INSURANCE	612	663	347	595	654	(9)	-1%
704-30-3403	1088	LONG-TERM DISABILITY INSURANCE	1,832	3,111	1,136	1,948	3,106	(5)	0%

# SEWER

BUDGET UNIT	ACCT	DESCRIPTION	FY 21-22 ACTUAL	FY 22-23 BUDGET	FY 22-23 Actuals Thru 2/21/23	ESTIMATED ACTUAL FY 22-23	FY 23-24 BUDGET	BUDGET VARIANCE FY24 vs. FY23	%
704-30-3403	1090	MEDICAL INS - FT EMPLOYEES	16,092	29,518	2,784	4,773	14,536	(14,982)	-51%
704-30-3403	1090M	MEDICAL INS - MANAGEMENT	13,694	16,604	8,101	13,888	18,541	1,937	12%
704-30-3403	1091	DENTAL INS - FT EMPLOYEES	1,830	2,923	675	1,156	1,753	(1,170)	-40%
704-30-3403	1092	VISION INS - FT EMPLOYEES	372	535	161	276	382	(153)	-29%
704-30-3403	1094	DENTAL INS - PT EMPLOYEES	24	292	-	-	-	(292)	-100%
704-30-3403	1097	WORKER'S COMPENSATION	4,692	4,902	2,960	4,440	4,400	(502)	-10%
704-30-3403	1098	OPEB - FUTURE RETIREES BENEFIT	15,400	30,000	-	-	30,000	-	0%
704-30-3403	1098C	CONTRA - OPEB	(26,797)	-	-	-	-	-	-
704-30-3403	1098O	OPEB - GASB 75	12,893	-	-	-	-	-	-
704-30-3403	1999	ALLOCATED PAYROLL	-	-	-	-	-	-	-
<b>PERSONNEL EXPENDITURES:</b>			<b>302,412</b>	<b>548,016</b>	<b>219,382</b>	<b>353,483</b>	<b>555,758</b>	<b>7,742</b>	<b>1%</b>

# SEWER

BUDGET UNIT	ACCT	DESCRIPTION	FY 21-22 ACTUAL	FY 22-23 BUDGET	FY 22-23 Actuals Thru 2/21/23	ESTIMATED ACTUAL FY 22-23	FY 23-24 BUDGET	BUDGET VARIANCE FY24 vs. FY23	%
704-30-3403	2062	MTCE & REPAIR SVC & SUPPL	-	35,000	-	-	35,000	-	0%
704-30-3403	2080	CONTRACT SVC/NON-CLASS	734,062	700,000	77,378	685,064	745,000	45,000	6%
704-30-3403	2081	CONTRACT SVC/SPECIAL STUDY	7,469	295,000	37,377	80,000	180,000	(115,000)	-39%
704-30-3403	2086	LEGAL SERVICES	-	5,000	-	5,000	5,000	-	0%
704-30-3403	2089	COMP SYST MAINT & SUPPORT	1,658	2,500	-	500	2,500	-	0%
704-30-3403	2100	UTILITIES	10,140	13,755	5,251	12,000	12,600	(1,155)	-8%
704-30-3403	2160	SPECIAL FEES & SERVICES	-	42,000	-	17,000	20,000	(22,000)	-52%
704-30-3403	2161	ADMINISTRATIVE COSTS	71,300	74,900	37,450	75,000	81,300	6,400	9%
704-30-3403	2170	SPECIAL MAT'LS-SUPPLIES	6,455	10,000	3,065	7,500	10,000	-	0%
704-30-3403	2180	SMALL TOOLS	-	1,000	-	1,000	1,000	-	0%
704-30-3403	2190	TELEPHONE & FAX	-	4,100	161	1,900	8,100	4,000	98%
704-30-3403	2220	VEHICLE MTCE & SUPPLIES	25,423	21,500	8,795	15,345	21,992	492	2%
704-30-3403	2250	TRAINING	-	2,000	40	540	2,000	-	0%
704-30-3403	2450	GENERAL LIABILITY INSURANCE	19,479	18,400	19,746	19,746	19,100	700	4%
704-30-3403	2990	DEPRECIATION EXPENSES	857,745	-	-	-	-	-	-
<b>OPERATING EXPENDITURES:</b>			<b>1,733,731</b>	<b>1,225,155</b>	<b>189,262</b>	<b>920,595</b>	<b>1,143,592</b>	<b>(81,563)</b>	<b>-7%</b>
704-30-3403	3850	C/O-TOOLS & WORK EQUIP	-	-	-	-	46,000	46,000	-
704-30-3403	3860	C/O-OFFICE EQUIPMENT	2,625	-	-	-	-	-	-
704-30-3403	3894	CAPITALIZE CAP OUTLAY EXPENSES	(4,257)	-	-	-	-	-	-
<b>CAPITAL OUTLAY EXPENDITURES:</b>			<b>(1,632)</b>	<b>-</b>	<b>-</b>	<b>-</b>	<b>46,000</b>	<b>46,000</b>	<b>-</b>
<b>SEWER FUND TOTAL:</b>			<b>2,034,512</b>	<b>1,773,171</b>	<b>408,644</b>	<b>1,274,078</b>	<b>1,745,351</b>	<b>(27,821)</b>	<b>-2%</b>



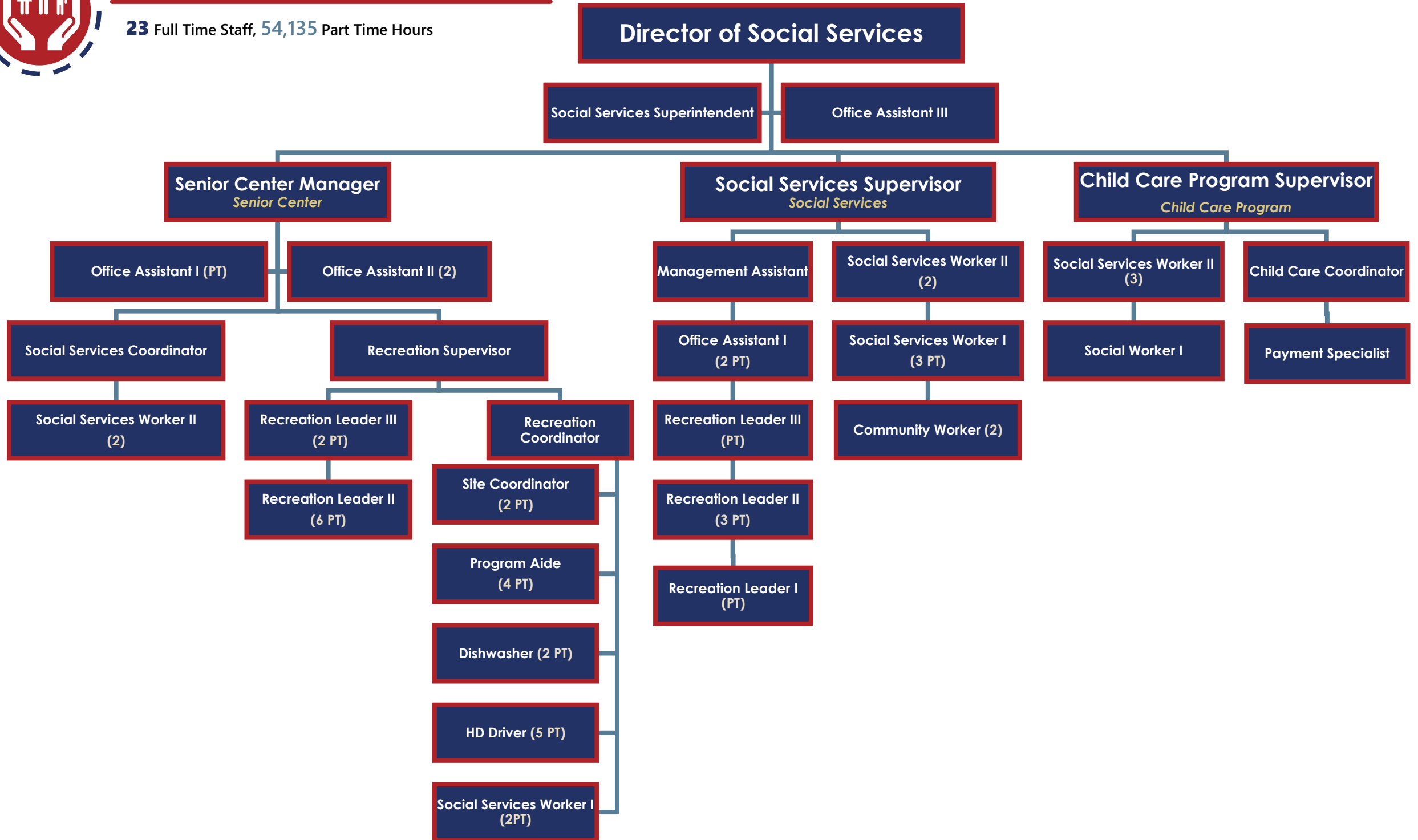
# **SOCIAL SERVICES**





# Social Services

23 Full Time Staff, 54,135 Part Time Hours



## CITY OF NORWALK

### ALL FUNDS - FULL TIME POSITIONS AND PART TIME HOURS

Position Title	Budget FY 22-23		Budget FY 23-24		Variance FY'24 vs FY'23	
	Full Time Positions	Part Time Hours	Full Time Positions	Part Time Hours	Full Time Positions	Part Time Hours
Social Services						
Director of Social Services	1	-	1	-	-	-
Social Services Superintendent	1	-	1	-	-	-
Social Services Coordinator	1	-	1	-	-	-
Senior Center Manager	1	-	1	-	-	-
Child Care Program Supervisor	1	-	1	-	-	-
Child Care Coordinator	1	-	1	-	-	-
Social Services Supervisor	1	-	1	-	-	-
Management Assistant	1	-	1	-	-	-
Recreation Supervisor	1	-	1	-	-	-
Recreation Coordinator	1	-	1	-	-	-
Quality Control Specialist	1	-	-	-	(1)	-
Office Assistant III	1	-	1	-	-	-
Office Assistant II	2	-	2	-	-	-
Office Assistant I	-	5,460	-	5,460	-	-
Intake Specialist	1	-	-	-	(1)	-
Social Services Worker II	7	-	7	-	-	-
Social Services Worker I	-	11,850	-	11,850	-	-
Payment Specialist	1	-	1	-	-	-
Recreation Leader III	-	5,489	-	5,489	-	-
Recreation Leader II	-	13,836	-	14,356	-	520

## CITY OF NORWALK

### ALL FUNDS - FULL TIME POSITIONS AND PART TIME HOURS

Position Title	Budget FY 22-23		Budget FY 23-24		Variance FY'24 vs FY'23	
	Full Time Positions	Part Time Hours	Full Time Positions	Part Time Hours	Full Time Positions	Part Time Hours
Recreation Leader I	-	-	-	1,560	-	1,560
Nutrition Program Aide	-	4,160	-	4,160	-	-
Dishwasher	-	2,080	-	2,080	-	-
Site Coordinators	-	2,680	-	2,680	-	-
Meal Driver	-	6,500	-	6,500	-	-
Community Worker	2	-	2	-	-	-
<b>Total Social Services</b>	<b>25</b>	<b>52,055</b>	<b>23</b>	<b>54,135</b>	<b>(2)</b>	<b>2,080</b>

# SOCIAL SERVICES

(4101)



## **Description of Activities**

The City of Norwalk Social Services Department provides a wide variety of services to Norwalk families. Services include information and referrals, assistance with reviewing and better understanding of the eligibility process for various agencies such as (DPSS, EDD, Medical, Jury Summons, Housing, etc.), emergency food and shelter assistance, emergency transportation, senior daily nutrition program, child care and school uniform project for children of low-income families, and special events. Office space is provided to local community-based organizations whose services enhance those of Social Services (counseling, support groups, etc.)

Social Services Programs (Senior Nutrition Programs, Child Care Program, and the Emergency Food and Shelter Program) are included in this department's programming but are detailed separately in regard to their own budgets.

## **Objectives**

- Empower and educate clients in making good choices for themselves (support groups and life skills training).
- Provide information on Public Assistance Programs available to families.
- Provide written materials in both English and Spanish.
- Assist seniors in expanding their recreational and social activities.
- Provide annual programs and services to low income residents such as the Income Tax preparation service.
- Provide additional social services information and referrals within City Departments and within the community.
- Provide network of resources with other social service agencies serving the community.
- Research other sources of social services funding (public and private).
- Integrate social services with recreation services for seniors at the Senior Citizens Center.



# SOCIAL SERVICES

## ACTIVITY DETAIL

Account Number	Description	FY 23-24 COST
2080	<b>Contract Services - Non-Classified:</b> Social Services Assistance Program - funds social service agencies that are assisting Norwalk residents	\$ 20,000
2089	<b>Computer System Maintenance &amp; Support:</b>	7,300
	<i>Electronic client file management system</i>	6,000
	<i>Tyco Fire &amp; Security - Social Services cameras</i>	1,100
	<i>Adobe Illustrator subscriptions</i>	200
2081	<b>Contract Services - Dental Program:</b> Dental services for children	20,000
2111	<b>Memberships:</b> American Society on Aging/NCOA	1,400
2230	<b>Programs &amp; Activities:</b> Community programs and workshops	10,000
2351	<b>Senior Nutrition Program:</b> Special activities and events	3,225
2354	<b>Nutrition Program:</b> Congregate meal program for Senior Nutrition Program	29,700
2355	<b>Senior Citizens Program:</b> Recreational activities for seniors	2,000
2357	<b>Senior Nutrition Transportation:</b> Dial-A-Ride transportation for the frail and elderly	22,000



# SOCIAL SERVICES

## ACTIVITY DETAIL

Account Number	Description	FY 23-24 COST
3870	<b>Capital Outlay - Furniture &amp; Fixtures:</b>  <i>Cubicle reconfiguration (6)- carry over</i> <i>Speakers and Intercom system for building - carry over</i> <i>Chairs (120) &amp; Tables (15), new</i>	<b>66,900</b>  40,000 4,600 22,300
249-2080	<b>Contract Services - Non-Classified:</b>  L.A.D.Y. Grant - workshops, excursions and one-on-one mentoring - Women's Recovery Response Grant - carry over	<b>14,545</b>
746-2152	<b>Vehicle Lease:</b>  <i>Annual lease payment for (2) vehicles</i> <i>Annual lease payment for (1) new vehicle - Dental Program</i>	<b>15,235</b>  8,035 7,200

# SOCIAL SERVICES

BUDGET UNIT	ACCT	DESCRIPTION	FY 21-22 ACTUAL	FY 22-23 BUDGET	FY 22-23 Actuals Thru 2/21/23	ESTIMATED ACTUAL FY 22-23	FY 23-24 BUDGET	BUDGET VARIANCE FY24 vs. FY23	%
101-40-4101	1020	SALARIES & WAGES	267,003	406,591	192,126	303,664	493,464	86,873	21%
101-40-4101	1030	PART TIME WAGES	146,968	328,750	139,523	220,522	364,365	35,615	11%
101-40-4101	1040	OVERTIME SALARY & WAGES	-	-	100	158	-	-	-
101-40-4101	1045	COMP TIME PAY	-	-	89	140	-	-	-
101-40-4101	1048	MEDICAL OPT-OUT-GEN. UNIT	4,664	-	833	1,429	-	-	-
101-40-4101	1049	BILINGUAL/CERTIFICATION PAY	2,961	2,990	1,889	2,986	2,340	(650)	-22%
101-40-4101	1050	STANDBY PAY	649	-	3,690	5,833	7,100	7,100	-
101-40-4101	1052	AUTO ALLOWANCE	3,648	3,168	2,142	3,672	3,650	482	15%
101-40-4101	1054	CELLPHONE ALLOWANCE	7	-	-	-	-	-	-
101-40-4101	1065	ACCRUED PAID VACATION	11,491	8,400	4,067	15,167	14,300	5,900	70%
101-40-4101	1074	EMPLOYEES' AWARDS	300	-	-	-	-	-	-
101-40-4101	1078	MANAGEMENT BENEFIT 401A	4,420	4,993	2,864	4,526	8,045	3,052	61%
101-40-4101	1080	MEDICARE	6,294	10,088	4,916	8,092	13,085	2,996	30%
101-40-4101	1081	MGMT BENEFIT/MEDICAL	3,317	2,731	1,470	2,323	9,132	6,401	234%
101-40-4101	1083	PERS - EMPLOYER PORTION	100,089	136,070	70,869	112,012	194,082	58,012	43%
101-40-4101	1085	LIFE INSURANCE	546	977	337	577	809	(168)	-17%
101-40-4101	1088	LONG-TERM DISABILITY INSURANCE	2,347	3,614	1,641	2,813	4,985	1,371	38%
101-40-4101	1090	MEDICAL INS - FT EMPLOYEES	23,304	46,149	22,786	39,062	64,771	18,622	40%
101-40-4101	1090M	MEDICAL INS - MANAGEMENT	16,573	18,218	10,161	17,419	38,300	20,082	110%
101-40-4101	1091	DENTAL INS - FT EMPLOYEES	3,027	4,415	2,429	4,164	6,050	1,635	37%

# SOCIAL SERVICES

BUDGET UNIT	ACCT	DESCRIPTION	FY 21-22 ACTUAL	FY 22-23 BUDGET	FY 22-23 Actuals Thru 2/21/23	ESTIMATED ACTUAL FY 22-23	FY 23-24 BUDGET	BUDGET VARIANCE FY24 vs. FY23	%
101-40-4101	1092	VISION INS - FT EMPLOYEES	931	740	704	1,206	1,164	424	57%
101-40-4101	1093	MEDICAL INS - PT EMPLOYEES	5,681	8,040	6,114	10,482	12,060	4,020	50%
101-40-4101	1094	DENTAL INS - PT EMPLOYEES	2,098	2,637	2,009	3,444	4,195	1,558	59%
101-40-4101	1095	MEDICAL INS - RETIREES	115,550	122,000	52,893	105,800	116,800	(5,200)	-4%
101-40-4101	1096	UNEMPLOYMENT INSURANCE	417	-	-	-	-	-	-
101-40-4101	1097	WORKER'S COMPENSATION	32,472	35,686	21,536	32,304	35,400	(286)	-1%
101-40-4101	1100	ACA AFFORDABILITY STIPEND	-	-	290	586	590	590	-
PERSONNEL EXPENDITURES:			754,757	1,146,257	545,479	898,383	1,394,686	248,429	22%

# SOCIAL SERVICES

BUDGET UNIT	ACCT	DESCRIPTION	FY 21-22 ACTUAL	FY 22-23 BUDGET	FY 22-23 Actuals Thru 2/21/23	ESTIMATED ACTUAL FY 22-23	FY 23-24 BUDGET	BUDGET VARIANCE FY24 vs. FY23	%
101-40-4101	2057	PROMOTIONAL ADVERTISING	-	-	-	-	2,500	2,500	-
101-40-4101	2080	CONTRACT SVC/NON-CLASS	6,797	15,000	0	15,000	20,000	5,000	33%
101-40-4101	2081	CONTRACT SVC- DENTAL PROGRAM	-	20,000	-	20,000	20,000	-	0%
101-40-4101	2089	COMP SYST MAINT & SUPPORT	-	7,100	6,684	7,100	7,300	200	3%
101-40-4101	2100	UTILITIES	46,095	58,380	21,732	59,000	62,000	3,620	6%
101-40-4101	2110	CONFERENCES & MEETINGS	3,405	1,100	446	1,100	1,100	-	0%
101-40-4101	2111	MEMBERSHIPS	562	1,400	472	1,400	1,400	-	0%
101-40-4101	2113	MILEAGE REIMBURSEMENT	-	100	-	100	100	-	0%
101-40-4101	2130	OFFICE EQPT MTCE	2,050	1,500	2,015	8,900	9,100	7,600	507%
101-40-4101	2140	OFFICE SUPPLIES	3,866	4,500	2,321	5,000	7,000	2,500	56%
101-40-4101	2141	POSTAGE	556	700	178	700	700	-	0%
101-40-4101	2170	SPECIAL MAT'LS-SUPPLIES	4,139	4,500	638	5,500	7,000	2,500	56%
101-40-4101	2190	TELEPHONE & FAX	3,248	6,800	1,691	7,000	10,000	3,200	47%
101-40-4101	2220	VEHICLE MTCE & SUPPLIES	27,553	23,500	7,458	14,349	15,067	(8,433)	-36%
101-40-4101	2225	VEHICLE MTCE - LEASED VEH	344	884	229	602	819	(65)	-7%
101-40-4101	2230	PROGRAMS & ACTIVITIES	6,058	5,000	2,488	7,000	10,000	5,000	100%
101-40-4101	2240	DUPLICATING SERVICE CHG	2,553	500	-	700	700	200	40%
101-40-4101	2250	TRAINING EXPENSE	1,657	1,000	990	1,000	2,000	1,000	100%
101-40-4101	2351	SENIOR NUTRITION PROGRAM	586	2,650	445	2,650	3,225	575	22%
101-40-4101	2354	NUTRITION PROGRAM	11,580	29,700	10,528	29,700	29,700	-	0%
101-40-4101	2355	SENIOR CITIZEN PROGRAM	2,244	1,600	1,284	1,600	2,000	400	25%
101-40-4101	2357	SENIOR NUTRITON TRANSPORTATION	-	22,000	-	22,000	22,000	-	0%
<b>OPERATING EXPENDITURES:</b>			<b>123,294</b>	<b>207,914</b>	<b>59,601</b>	<b>210,401</b>	<b>233,711</b>	<b>25,797</b>	<b>12%</b>

# SOCIAL SERVICES

BUDGET UNIT	ACCT	DESCRIPTION	FY 21-22 ACTUAL	FY 22-23 BUDGET	FY 22-23 Actuals Thru 2/21/23	ESTIMATED ACTUAL FY 22-23	FY 23-24 BUDGET	BUDGET VARIANCE FY24 vs. FY23	%
101-40-4101	3860	C/O-OFFICE EQUIPMENT	17,956	12,300	-	8,000	-	(12,300)	-100%
101-40-4101	3870	C/O-FURNITURE & FIXTURE	4,031	76,800	9,687	32,200	66,900	(9,900)	-13%
CAPITAL OUTLAY EXPENDITURES:			21,986	89,100	9,687	40,200	66,900	(22,200)	-25%
101-40-4101	3995	INTER-FUND TFR/PROP C	-	(22,000)	-	(22,000)	(22,000)	-	0%
TRANSFERS:			-	(22,000)	-	(22,000)	(22,000)	-	0%

## ANGEL TREE PROGRAM

101-40-4108	1020	SALARIES & WAGES	1,067	-	-	-	-	-	-
101-40-4108	1030	PART TIME WAGES	1,062	5,037	2,900	2,900	5,262	225	4%
101-40-4108	1040	OVERTIME SALARY & WAGES	34	-	-	-	-	-	-
101-40-4108	1048	MEDICAL OPT-OUT-GEN. UNIT	19	-	-	-	-	-	-
101-40-4108	1049	BILINGUAL/CERTIFICAT PAY	13	-	-	-	-	-	-
101-40-4108	1080	MEDICARE	31	73	41	42	76	3	5%
101-40-4108	1083	PERS-EMPLOYER'S PORTION	402	-	-	-	-	-	-
PERSONNEL EXPENDITURES:			2,627	5,110	2,941	2,942	5,338	228	4%

# SOCIAL SERVICES

BUDGET UNIT	ACCT	DESCRIPTION	FY 21-22 ACTUAL	FY 22-23 BUDGET	FY 22-23 Actuals Thru 2/21/23	ESTIMATED ACTUAL FY 22-23	FY 23-24 BUDGET	BUDGET VARIANCE FY24 vs. FY23	%
101-40-4108	2230	PROGRAMS & ACTIVITIES	13,805	10,000	4,248	5,000	10,000	-	0%
		OPERATING EXPENDITURES:	13,805	10,000	4,248	5,000	10,000	-	0%
		ANGEL TREE PROGRAM TOTAL:	16,432	15,110	7,189	7,942	15,338	228	2%
		<b>GENERAL FUND - TOTAL:</b>	<b>916,469</b>	<b>1,436,381</b>	<b>621,956</b>	<b>1,134,926</b>	<b>1,688,635</b>	<b>252,254</b>	<b>18%</b>
249-40-4101	2080	CONTRACT SVC/NON-CLASS	64	25,000	667	5,900	14,545	(10,455)	-42%
249-40-4101	2230	PROGRAMS & ACTIVITIES	-	-	2,799	2,800	-	-	-
		WOMEN'S RECOVERY REPSONSE GRANT FUND - TOTAL:	64	25,000	3,466	8,700	14,545	(10,455)	-42%
227-40-4101	3995	INTER-FUND TFR/PROP C	-	22,000	-	-	22,000	-	0%
		PROP C FUND - TOTAL:	-	22,000	-	-	22,000	-	0%
745-40-4101	3860	C/O-OFFICE EQUIPMENT	7,871	-	3,709	-	-	-	-
		TECHNOLOGY UPGRADE FUND TOTAL:	7,871	-	3,709	-	-	-	-

# SOCIAL SERVICES

BUDGET UNIT	ACCT	DESCRIPTION	FY 21-22 ACTUAL	FY 22-23 BUDGET	FY 22-23 Actuals Thru 2/21/23	ESTIMATED ACTUAL FY 22-23	FY 23-24 BUDGET	BUDGET VARIANCE FY24 vs. FY23	%
746-40-4101	2152	VEHICLE LEASE	5,134	21,863	3,423	5,134	15,235	(6,628)	-30%
		VEHICLE & EQUIPMENT REPLACEMENT FUND - TOTAL:	5,134	21,863	3,423	5,134	15,235	(6,628)	-30%
906-00-0212	3860	C/O-MISCELLANEOUS OTHER	-	26,000	-	26,000	-	(26,000)	-100%
		4161 - FOOD & SHELTER PROGRAM DONATION ACCOUNT - TOTAL:	-	26,000	-	26,000	-	(26,000)	-100%
<b>ALL FUNDS - TOTAL:</b>			<b>929,538</b>	<b>1,531,244</b>	<b>632,553</b>	<b>1,174,760</b>	<b>1,740,415</b>	<b>209,171</b>	<b>14%</b>

# EMERGENCY FOOD & SHELTER PROGRAM



## **Description of Activities**

The Emergency Food program offers emergency food assistance to individuals and families in crisis situations. The Lodging voucher program is available for persons who are temporarily displaced, and in need of emergency lodging. Rental and utility assistance is available for individuals and families in need of financial assistance.

## **Objectives**

- Offer emergency food assistance and referrals for food to families and individuals in crisis.
- Assist homeless families and individuals in need of shelter and homeless services.
- Assist families experiencing a crisis and/or emergency with payment of utilities and rental assistance and other related support services.



# EMERGENCY FOOD & SHELTER PROGRAM

## ACTIVITY DETAIL

Account Number	Description	FY 23-24 COST
2883	<b>Rental &amp; Utility Assistance:</b> Emergency rental assistance to keep clients from being evicted. Utility assistance to prevent the disconnection of services \$30,000 General Fund (\$65,000 funded from CDBG Grant)	\$ 95,000
2884	<b>Lodging Vouchers:</b> Temporary emergency shelter for displaced clients and their family. \$15,000 General Fund (\$10,000 funded from CDBG Grant)	25,000
2885	<b>Groceries:</b> Purchase of groceries and supplies for the emergency food cupboard	7,000
2886	<b>Emergency Support:</b> Assist families and individuals with burial cost, prescription costs, relocation assistance, emergency home repair, and transportation	12,000

# EMERGENCY FOOD & SHELTER

BUDGET UNIT	ACCT	DESCRIPTION	FY 21-22 ACTUAL	FY 22-23 BUDGET	FY 22-23 Actuals Thru 2/21/23	ESTIMATED ACTUAL FY 22-23	FY 23-24 BUDGET	BUDGET VARIANCE FY24 vs. FY23	%
101-40-4102	2883	RENTAL & UTILITY ASSIST.	18,110	30,000	11,615	30,000	30,000	-	0%
101-40-4102	2884	LODGING VOUCHERS	5,524	6,875	9,058	15,000	15,000	8,125	118%
101-40-4102	2885	GROCERIES	3,618	4,000	1,609	5,500	7,000	3,000	75%
101-40-4102	2886	EMERGENCY SUPPORT	8,846	10,000	4,144	10,000	12,000	2,000	20%
<b>GENERAL FUND TOTAL:</b>			<b>36,099</b>	<b>50,875</b>	<b>26,425</b>	<b>60,500</b>	<b>64,000</b>	<b>13,125</b>	<b>26%</b>
207-40-4102	2883	RENTAL & UTILITY ASSISTANCE	39,545	65,000	41,077	65,000	65,000	-	0%
207-40-4102	2884	LODGING VOUCHERS	196	10,000	397	10,000	10,000	-	0%
<b>CDBG FUND TOTAL:</b>			<b>39,740</b>	<b>75,000</b>	<b>41,474</b>	<b>75,000</b>	<b>75,000</b>	<b>-</b>	<b>0%</b>
<b>ALL FUNDS - TOTAL:</b>			<b>75,839</b>	<b>125,875</b>	<b>67,899</b>	<b>135,500</b>	<b>139,000</b>	<b>13,125</b>	<b>10%</b>

# CHILD CARE PROGRAM

(4103, 4105)



## **Description of Activities**

The CalWORKS (Stages I, II, & III) Child Development Program and the California Alternative Payment Program (CAPP) provides subsidized childcare services for children of low-income parents that are working, in job training, who live in or child care is provided in the City of Norwalk. The funding is also allocated to provide childcare services to families that receive assistance from the Department of Public Social Services.

The program provides quality childcare, while allowing parents to work toward self-sufficiency through education, job training, or employment. Childcare is provided in local day care homes, centers and schools.

This program is funded entirely through Federal, State and Los Angeles County funds from the California Department of Social Service (CDSS) and the Los Angeles County Department of Public Social Services (DPSS).

## **Objectives**

- Maintain and increase contract service levels.
- Continue to work with Childcare Alliance of Los Angeles in delivering accountable and quality service with DPSS.
- Continue providing parenting education seminars to our clients, providers, and community.
- Actively pursue new Federal, State and other local funding sources for advancing the number of children served by the program.
- Continue working cooperatively with local school districts and day care centers, to ensure quality care for low-income families.
- Maintain electronic data updates, record keeping, and tracking of clients.
- Maintain and update the resource booklet for parents seeking childcare services in the Norwalk area.
- Provide resources for ongoing childcare provider training, education, and physical activity.
- Maintain a fraud control system of checks & balances in the program.



# CHILD CARE PROGRAM

## ACTIVITY DETAIL

Account Number	Description	FY 23-24 COST
2030	<b>Contract Services (CAPP):</b> Payment for exempt, license and family Day Care for Child Care services	\$ 698,674
2032	<b>Contract Services (C2AP):</b> Payment for exempt, license and family Day Care for Child Care services	1,074,180
2034	<b>Contract Services (C3AP):</b> Payment for exempt, license and family Day Care for Child Care services	2,467,847
2036	<b>Contract Services (Stage 1):</b> Payment for exempt, license and family Day Care for Child Care services	1,500,000
2080	<b>Contract Services - Non-Classified:</b> Care Control, program management software	30,000
2110	<b>Conferences &amp; Meetings:</b> State and local grant-related workshops and computer training	20,000
2111	<b>Memberships:</b> California Alternative Payment Association and Child Care Alliance of Los Angeles	16,000
2152	<b>Vehicle Lease:</b> Annual lease payment for (1) vehicle	7,019

# CHILD CARE

BUDGET UNIT	ACCT	DESCRIPTION	FY 21-22 ACTUAL	FY 22-23 BUDGET	FY 22-23 Actuals Thru 2/21/23	ESTIMATED ACTUAL FY 22-23	FY 23-24 BUDGET	BUDGET VARIANCE FY24 vs. FY23	%
101-90-9203	3990	INTER FUND TRANSFER	140,855	-	-	-	-	-	-
<b>GENERAL FUND - TOTAL:</b>			<b>140,855</b>	<b>-</b>	<b>-</b>	<b>-</b>	<b>-</b>	<b>-</b>	<b>-</b>

## CHILDCARE - CDE:

203-40-4103	1020	REG SALARIES & WAGES	269,882	332,836	160,650	253,915	319,006	(13,830)	-4%
203-40-4103	1030	PART TIME WAGES	12,888	16,537	-	-	17,034	497	3%
203-40-4103	1040	OVERTIME SALARY & WAGES	60	-	-	-	-	-	-
203-40-4103	1045	COMP TIME PAY	35	-	28	-	-	-	-
203-40-4103	1048	MEDICAL OPT-OUT-GEN. UNIT	2,029	216	415	711	-	(216)	-100%
203-40-4103	1049	BILINGUAL/CERTIFICATION PAY	2,790	2,386	1,272	2,010	2,217	(169)	-7%
203-40-4103	1052	AUTO ALLOWANCE	667	578	354	606	679	101	17%
203-40-4103	1054	CELLPHONE ALLOWANCE	17	-	-	-	-	-	-
203-40-4103	1060	PAID SICK LEAVE	405	200	-	-	-	(200)	-100%
203-40-4103	1065	ACCRUED PAID VACATION	10,720	11,200	508	16,108	14,700	3,500	31%
203-40-4103	1070	PAID SICK LEAVE ON TERMIN	56	-	-	-	-	-	-
203-40-4103	1078	MANAGEMENT BENEFIT 401A	945	710	510	806	780	70	10%
203-40-4103	1080	MEDICARE	4,223	5,293	2,305	3,975	5,145	(148)	-3%
203-40-4103	1081	MGMT BENEFIT/MEDICAL	1,198	413	302	478	454	41	10%
203-40-4103	1083	PERS - EMPLOYER PORTION	101,594	126,587	59,475	94,003	125,471	(1,116)	-1%
203-40-4103	1085	LIFE INSURANCE	654	901	381	653	591	(310)	-34%
203-40-4103	1088	LONG-TERM DISABILITY INSURANCE	2,062	3,363	1,211	2,076	3,220	(143)	-4%
203-40-4103	1090	MEDICAL INS - FT EMPLOYEES	41,652	66,111	24,617	42,201	76,123	10,012	15%
203-40-4103	1090M	MEDICAL INS - MANAGEMENT	2,834	2,516	1,584	2,715	2,638	122	5%
203-40-4103	1091	DENTAL INS - FT EMPLOYEES	3,664	5,891	1,968	3,374	5,307	(584)	-10%
203-40-4103	1092	VISION INS - FT EMPLOYEES	643	792	325	557	716	(76)	-10%
203-40-4103	1093	MEDICAL INS - PT EMPL	399	-	-	-	-	-	-

# CHILD CARE

BUDGET UNIT	ACCT	DESCRIPTION	FY 21-22 ACTUAL	FY 22-23 BUDGET	FY 22-23 Actuals Thru 2/21/23	ESTIMATED ACTUAL FY 22-23	FY 23-24 BUDGET	BUDGET VARIANCE FY24 vs. FY23	%
203-40-4103	1094	DENTAL INS - PT EMPL	195	-	-	-	-	-	-
203-40-4103	1095	MEDICAL INS - RETIREES	14,836	15,600	7,189	14,400	15,200	(400)	-3%
203-40-4103	1097	WORKER'S COMPENSATION	5,664	5,419	3,184	4,776	4,700	(719)	-13%
203-40-4103	1098	OPEB-FUTURE FTE RETIREES	18,200	24,000	-	-	24,000	-	0%
PERSONNEL EXPENDITURES:			498,311	621,549	266,277	443,365	617,981	(3,569)	-1%

# CHILD CARE

BUDGET UNIT	ACCT	DESCRIPTION	FY 21-22 ACTUAL	FY 22-23 BUDGET	FY 22-23 Actuals Thru 2/21/23	ESTIMATED ACTUAL FY 22-23	FY 23-24 BUDGET	BUDGET VARIANCE FY24 vs. FY23	%
203-40-4103	2030	CAPP/DPP - CHILD CARE	822,624	1,110,334	728,044	698,674	698,674	(411,660)	-37%
203-40-4103	2032	C2AP/DPP - CHILD CARE	720,097	1,150,703	372,280	655,000	1,074,180	(76,523)	-7%
203-40-4103	2034	C3AP/DPP - CHILD CARE	2,416,453	2,645,394	1,346,953	2,268,444	2,467,847	(177,547)	-7%
203-40-4103	2057	PROMOTIONAL ADVERTISING	6,997	10,500	936	10,500	17,500	7,000	67%
203-40-4103	2080	CONTRACT SVC/NON-CLASS	2,738	21,000	6,714	21,000	21,000	-	0%
203-40-4103	2084	CONTRA SVC/PARENT FEES	-	100,000	-	-	100,000	-	0%
203-40-4103	2086	LEGAL SERVICES	-	8,500	-	1,500	3,500	(5,000)	-59%
203-40-4103	2110	CONFERENCES & MEETINGS	584	14,000	831	5,000	14,000	-	0%
203-40-4103	2111	MEMBERSHIPS	5,828	11,200	4,536	7,000	11,600	400	4%
203-40-4103	2130	OFFICE EQPT MTCE	1,010	2,720	534	4,420	5,296	2,576	95%
203-40-4103	2140	OFFICE SUPPLIES	3,390	7,000	1,964	7,000	7,000	-	0%
203-40-4103	2141	POSTAGE	5,336	6,000	2,687	4,200	4,200	(1,800)	-30%
203-40-4103	2152	VEHICLE LEASE	-	3,390	-	-	7,019	3,629	107%
203-40-4103	2170	SPECIAL MAT'LS-SUPPLIES	3,900	14,300	1,263	10,000	14,300	-	0%
203-40-4103	2190	TELEPHONE & FAX	2,647	4,600	1,384	4,100	4,600	-	0%
203-40-4103	2220	VEHICLE MTCE & SUPPLIES	2,702	3,500	865	3,018	3,594	94	3%
203-40-4103	2225	VEHICLE MTCE - LEASED VEH	-	180	-	-	235	55	31%
203-40-4103	2240	DUPLICATING SERVICE CHG	-	4,218	-	-	-	(4,218)	-100%
203-40-4103	2250	TRAINING EXPENSE	9,900	7,000	-	5,000	7,000	-	0%
203-40-4103	2400	AUDIT FEES	3,680	8,000	-	5,000	5,860	(2,140)	-27%
<b>OPERATING EXPENDITURES:</b>			<b>4,007,888</b>	<b>5,132,539</b>	<b>2,468,993</b>	<b>3,709,856</b>	<b>4,467,405</b>	<b>(665,134)</b>	<b>-13%</b>
203-40-4103	3860	C/O-OFFICE EQUIPMENT	7,378	4,000	1,128	1,128	-	(4,000)	-100%
<b>CAPITAL OUTLAY EXPENDITURES:</b>			<b>7,378</b>	<b>4,000</b>	<b>1,128</b>	<b>1,128</b>	<b>-</b>	<b>(4,000)</b>	<b>-100%</b>
<b>CHILD CARE - CDE TOTAL:</b>			<b>4,513,577</b>	<b>5,758,088</b>	<b>2,736,399</b>	<b>4,154,349</b>	<b>5,085,385</b>	<b>(672,703)</b>	<b>-12%</b>

# CHILD CARE

BUDGET UNIT	ACCT	DESCRIPTION	FY 21-22 ACTUAL	FY 22-23 BUDGET	FY 22-23 Actuals Thru 2/21/23	ESTIMATED ACTUAL FY 22-23	FY 23-24 BUDGET	BUDGET VARIANCE FY24 vs. FY23	%
<b>CHILDCARE - STAGE 1:</b>									
203-40-4105	1020	REG SALARIES & WAGES	217,430	249,269	95,492	150,930	190,667	(58,602)	-24%
203-40-4105	1030	PART TIME WAGES	11,090	16,537	-	-	17,034	497	3%
203-40-4105	1040	OVERTIME SALARY & WAGES	28	-	-	-	-	-	-
203-40-4105	1045	COMP TIME PAY	35	-	262	-	-	-	-
203-40-4105	1048	MEDICAL OPT-OUT-GEN. UNIT	488	-	198	340	-	-	-
203-40-4105	1049	BILINGUAL/CERTIFICATION PAY	949	1,619	617	976	1,528	(91)	-6%
203-40-4105	1052	AUTO ALLOWANCE	667	578	319	547	612	34	6%
203-40-4105	1054	CELLPHONE ALLOWANCE	23	-	-	-	-	-	-
203-40-4105	1060	PAID SICK LEAVE	389	700	-	-	-	(700)	-100%
203-40-4105	1065	ACCRUED PAID VACATION	5,364	4,700	4,808	11,208	6,000	1,300	28%
203-40-4105	1070	PAID SICK LEAVE ON TERMINATION	56	-	-	-	-	-	-
203-40-4105	1078	MANAGEMENT BENEFIT 401A	957	710	465	734	780	70	10%
203-40-4105	1080	MEDICARE	3,337	3,980	1,445	2,389	3,148	(832)	-21%
203-40-4105	1081	MGMT BENEFIT/MEDICAL	1,268	413	262	413	454	41	10%
203-40-4105	1083	PERS - EMPLOYER PORTION	81,459	94,804	35,301	55,795	74,994	(19,810)	-21%
203-40-4105	1085	LIFE INSURANCE	310	792	151	258	523	(269)	-34%
203-40-4105	1088	LONG-TERM DISABILITY INSURANCE	1,761	2,519	711	1,219	1,926	(593)	-24%
203-40-4105	1090	MEDICAL INS - FT EMPLOYEES	41,482	54,296	15,302	26,233	36,302	(17,994)	-33%
203-40-4105	1090M	MEDICAL INS - MANAGEMENT	2,834	2,516	1,458	2,499	2,638	122	5%
203-40-4105	1091	DENTAL INS - FT EMPLOYEES	3,731	4,653	1,229	2,108	3,100	(1,553)	-33%
203-40-4105	1092	VISION INS - FT EMPLOYEES	565	633	198	339	431	(202)	-32%
203-40-4105	1093	MEDICAL INS - PT EMPL	271	-	-	-	-	-	-
203-40-4105	1097	WORKER'S COMPENSATION	4,128	3,995	2,496	3,744	2,700	(1,295)	-32%
203-40-4105	1098	OPEB-FUTURE FTE RETIREES	6,400	6,400	-	6,400	6,400	-	0%
<b>PERSONNEL EXPENDITURES:</b>			<b>385,021</b>	<b>449,114</b>	<b>160,714</b>	<b>266,131</b>	<b>349,236</b>	<b>(99,878)</b>	<b>-22%</b>

# CHILD CARE

BUDGET UNIT	ACCT	DESCRIPTION	FY 21-22 ACTUAL	FY 22-23 BUDGET	FY 22-23 Actuals Thru 2/21/23	ESTIMATED ACTUAL FY 22-23	FY 23-24 BUDGET	BUDGET VARIANCE FY24 vs. FY23	%
203-40-4105	2036	STAGE 1/DPP-CHILD CARE	2,106,251	1,000,000	1,579,607	1,500,000	1,500,000	500,000	50%
203-40-4105	2057	PROMOTIONAL ADVERTISING	2,892	3,750	735	4,000	7,500	3,750	100%
203-40-4105	2080	CONTRACT SVC/NON-CLASS	1,197	13,000	3,791	9,000	9,000	(4,000)	-31%
203-40-4105	2084	CONTRA SVC/PARENT FEES	-	2,000	-	-	-	(2,000)	-100%
203-40-4105	2086	LEGAL SERVICES	-	1,500	-	1,500	1,500	-	0%
203-40-4105	2110	CONFERENCES & MEETINGS	300	11,200	653	5,000	6,000	(5,200)	-46%
203-40-4105	2111	MEMBERSHIPS	2,484	6,400	3,211	4,800	4,400	(2,000)	-31%
203-40-4105	2130	OFFICE EQPT MTCE	815	1,300	438	2,475	2,464	1,164	90%
203-40-4105	2140	OFFICE SUPPLIES	1,703	3,000	1,211	3,000	3,000	-	0%
203-40-4105	2141	POSTAGE	276	1,200	452	1,800	1,800	600	50%
203-40-4105	2170	SPECIAL MAT'LS-SUPPLIES	1,087	6,700	586	4,500	6,700	-	0%
203-40-4105	2190	TELEPHONE & FAX	613	920	318	2,600	2,600	1,680	183%
203-40-4105	2220	VEHICLE MTCE & SUPPLIES	-	920	-	-	-	(920)	-100%
203-40-4105	2240	DUPLICATING SERVICE CHG	-	1,566	-	-	-	(1,566)	-100%
203-40-4105	2250	TRAINING EXPENSE	6,100	6,100	-	3,000	3,000	(3,100)	-51%
203-40-4105	2400	AUDIT FEES	4,870	3,750	-	4,000	2,030	(1,720)	-46%
<b>OPERATING EXPENDITURES:</b>			<b>2,128,589</b>	<b>1,063,306</b>	<b>1,591,001</b>	<b>1,545,675</b>	<b>1,549,994</b>	<b>486,688</b>	<b>46%</b>
203-40-4105	3860	C/O-OFFICE EQUIPMENT	2,785	585	882	883	-	(585)	-100%
<b>CAPITAL OUTLAY EXPENDITURES:</b>			<b>2,785</b>	<b>585</b>	<b>882</b>	<b>883</b>	<b>-</b>	<b>(585)</b>	<b>-100%</b>
<b>CHILD CARE - STAGE 1 TOTAL:</b>			<b>2,516,394</b>	<b>1,513,005</b>	<b>1,752,598</b>	<b>1,812,689</b>	<b>1,899,230</b>	<b>386,225</b>	<b>26%</b>

# CHILD CARE

BUDGET UNIT	ACCT	DESCRIPTION	FY 21-22 ACTUAL	FY 22-23 BUDGET	FY 22-23 Actuals Thru 2/21/23	ESTIMATED ACTUAL FY 22-23	FY 23-24 BUDGET	BUDGET VARIANCE FY24 vs. FY23	%
CHILDCARE - OTHER FUNDING									
203-40-4110	2030	CAPP/DPP - CHILD CARE	31,200	-	50,000	50,000	-	-	-
203-40-4110	2032	C2AP/DPP - CHILD CARE	84,000	-	-	-	-	-	-
203-40-4110	2034	C3AP/DPP - CHILD CARE	160,200	-	-	-	-	-	-
203-40-4110	2036	STAGE 1/DPP-CHILD CARE	109,350	-	-	-	-	-	-
OPERATING EXPENDITURES:			384,750	-	50,000	50,000	-	-	-
CHILD CARE PROGRAM TOTAL:			7,555,576	7,271,093	4,538,997	6,017,037	6,984,616	(286,477)	-4%

# SENIOR CENTER

(4104)



## Description of Activities

Offering seniors 50 years and older a wide variety of educational, recreational, social, nutritional, and human service programs. The Norwalk Senior Center, which opened December 2000, continues to serve as a focal point for senior services. Programs and services address both the interests and needs of four generations of seniors that include Generation X, Baby Boomers, Silent Generation and GI Generation, as well as the senior populous that may be homebound, frail or have special needs.

## Objectives

- Offer a variety of recreational and social programs, for senior residents of Norwalk and surrounding communities that promote vital aging.
- Respond to the demands of the community, as it relates to the needs and interests of mature adults 50 years and above.
- Provide services such as case management, resources and assistance, and other supportive services for older adults, their families and caregivers.
- Provide the Senior Nutrition Program as funded by the Los Angeles County Workforce Development, Aging and Community Services.
- Provide the Supportive Services Program as funded by the Los Angeles County Workforce Development, Aging and Community Services.
- Provide programs that promote diversity, cultural awareness, and intergenerational relationships.
- Provide programs that promote emergency preparedness in the home.
- Maintain collaborative relationships with a wide range of public and private partners and members of the aging network for the benefit of program participants with linkages to health and wellness, homelessness resources, fitness, personal safety, and mental health resources.
- Develop and disseminate age-appropriate publicity materials.
- Continue to evaluate current programs and services and survey the need for new programs and services.
- Continue to recruit and utilize volunteers in meaningful and productive roles to support the senior center, programs, and activities.
- Provide patrons technological accessibility with free Wi-Fi and access to computers, the internet, City information, programs, and resources that address the tech divide for older adults.



# SENIOR CENTER

## ACTIVITY DETAIL

Account Number	Description	FY 23-24 COST
2057	Promotional Advertising:	\$ 15,000
2080	Contract Services - Pest Control Non Classified:	1,400
2089	Computer System Maintenance & Support:	8,700
	<i>MTC (Service Track)</i>	4,500
	<i>Adobe Illustrator subscriptions</i>	200
	<i>My Senior Center software subscription</i>	2,800
	<i>Work schedule system</i>	600
	<i>Graphic design program</i>	600
2111	Memberships: California Park and Recreation Society, Aging Section; National Council on Aging, Motion Picture Licensing Corp, and Elder Justice Coalition	3,000
2140	Office Supplies: General office supplies for operation and general support of the Senior Center	10,000
2179	Special Supplies - Seniors: Special equipment, promotional needs, paper goods, equipment maintenance, coffee, cable TV and popcorn supplies, staff shirts, and medical supplies	50,000
2229	Senior Tours: Day trips and extended tours for senior participants	25,000



# SENIOR CENTER

## ACTIVITY DETAIL

Account Number	Description	FY 23-24 COST
2230	<b>Programs &amp; Activities:</b> Senior Center programs (dances, Volunteer Recognition, workshops, seminars, Green Tea Week, mixers, Candle Light Dinners, and special events)	51,000
2232	<b>Classes:</b> Educational classes for senior participants	25,000
2351	<b>Senior Nutrition Program:</b> Special activities and celebrations for the weekday nutrition program	8,000
2354	<b>Nutrition Program:</b> Congregate weekday meal program for Senior Center	70,000
3870	<b>Capital Outlay - Furniture &amp; Fixture:</b>	101,000
	<i>Round chairs (240) - Replacement (Asset No. 12876)</i>	33,000
	<i>MPR Patio Covers (3)</i>	40,000
	<i>MPR Patio Furniture</i>	15,000
	<i>60" Round ABS Tables (30)</i>	13,000
746-2152	<b>Vehicle Lease:</b> Annual lease payment for (1) vehicle	4,903

# SENIOR CENTER

BUDGET UNIT	ACCT	DESCRIPTION	FY 21-22 ACTUAL	FY 22-23 BUDGET	FY 22-23 Actuals Thru 2/21/23	ESTIMATED ACTUAL FY 22-23	FY 23-24 BUDGET	BUDGET VARIANCE FY24 vs. FY23	%
101-40-4104	1020	SALARIES & WAGES	383,148	439,699	151,790	239,911	467,373	27,674	6%
101-40-4104	1030	PART TIME WAGES	188,427	279,658	139,803	220,965	287,774	8,116	3%
101-40-4104	1040	OVERTIME SALARY & WAGES	-	2,500	-	-	10,000	7,500	300%
101-40-4104	1045	COMP TIME PAY	217	2,500	-	-	-	(2,500)	-100%
101-40-4104	1048	MEDICAL OPT-OUT GEN. UNIT	5,733	5,688	3,211	5,505	5,688	-	0%
101-40-4104	1049	BILINGUAL/CERTIFICATION PAY	3,911	4,830	2,851	4,507	6,916	2,087	43%
101-40-4104	1060	PAID SICK LEAVE	823	-	221	840	1,500	1,500	-
101-40-4104	1065	ACCRUED PAID VACATION	4,767	5,800	-	1,200	1,800	(4,000)	-69%
101-40-4104	1080	MEDICARE	8,359	10,098	4,213	6,857	11,325	1,227	12%
101-40-4104	1083	PERS - EMPLOYER PORTION	144,014	167,221	56,131	88,718	183,822	16,601	10%
101-40-4104	1085	LIFE INSURANCE	541	1,472	154	264	1,100	(372)	-25%
101-40-4104	1088	LONG-TERM DISABILITY INSURANCE	3,006	4,441	1,161	1,990	4,719	278	6%
101-40-4104	1090	MEDICAL INS - FT EMPLOYEES	72,028	87,630	23,354	40,036	89,931	2,301	3%
101-40-4104	1091	DENTAL INS - FT EMPLOYEES	5,615	6,494	1,718	2,944	6,494	-	0%
101-40-4104	1092	VISION INS - FT EMPLOYEES	815	845	531	910	845	-	0%
101-40-4104	1093	MEDICAL INS - PT EMPLOYEES	2,202	4,020	6,418	11,002	8,040	4,020	100%
101-40-4104	1094	DENTAL INS - PT EMPLOYEES	190	1,318	2,053	3,519	2,473	1,155	88%
101-40-4104	1097	WORKER'S COMPENSATION	7,512	6,911	4,168	6,252	6,400	(511)	-7%
101-40-4104	1100	ACA AFFORDABILITY STIPEND	-	-	752	1,188	1,120	1,120	-
<b>PERSONNEL EXPENDITURES:</b>			<b>831,307</b>	<b>1,031,125</b>	<b>398,529</b>	<b>636,610</b>	<b>1,097,321</b>	<b>66,196</b>	<b>6%</b>

# SENIOR CENTER

BUDGET UNIT	ACCT	DESCRIPTION	FY 21-22 ACTUAL	FY 22-23 BUDGET	FY 22-23 Actuals Thru 2/21/23	ESTIMATED ACTUAL FY 22-23	FY 23-24 BUDGET	BUDGET VARIANCE FY24 vs. FY23	%
101-40-4104	2050	PUBLICATIONS	-	1,500	-	1,500	2,500	1,000	67%
101-40-4104	2057	PROMOTIONAL ADVERTISING	-	-	-	-	15,000	15,000	-
101-40-4104	2079	CONTRACT SRV-NON CLASS	-	2,000	-	2,000	2,000	-	0%
101-40-4104	2080	CONTRACT SVC	5,402	1,400	(0)	1,400	1,400	-	0%
101-40-4104	2089	COMP SYST MAINT & SUPPORT	-	8,700	3,420	8,700	8,700	-	0%
101-40-4104	2100	UTILITIES	66,614	91,875	33,829	85,000	89,300	(2,575)	-3%
101-40-4104	2110	CONFERENCES & MEETINGS	3,493	6,000	69	6,000	6,000	-	0%
101-40-4104	2111	MEMBERSHIPS	1,215	3,000	670	3,000	3,000	-	0%
101-40-4104	2113	MILEAGE REIMBURSEMENT	-	140	37	140	140	-	0%
101-40-4104	2130	OFFICE EQPT MTCE	2,096	2,800	1,512	7,600	7,730	4,930	176%
101-40-4104	2140	OFFICE SUPPLIES	7,124	8,000	4,562	8,000	10,000	2,000	25%
101-40-4104	2141	POSTAGE	371	900	193	900	900	-	0%
101-40-4104	2170	SPECIAL MAT'LS-SUPPLIES	-	1,000	306	1,000	1,000	-	0%
101-40-4104	2179	SPECIAL SUPPLIES-SENIORS	31,042	46,000	20,450	46,000	50,000	4,000	9%
101-40-4104	2190	TELEPHONE & FAX	3,605	5,600	1,941	3,800	5,600	-	0%
101-40-4104	2220	VEHICLE MTCE & SUPPLIES	1,895	1,000	-	-	-	(1,000)	-100%
101-40-4104	2229	TOURS	988	20,500	12,270	20,500	25,000	4,500	22%
101-40-4104	2230	PROGRAMS & ACTIVITIES	39,644	47,000	29,772	47,000	51,000	4,000	9%
101-40-4104	2232	CLASSES	6,687	20,000	5,396	20,000	25,000	5,000	25%
101-40-4104	2240	DUPLICATING SERVICE CHG	6,644	5,000	4,100	5,000	7,000	2,000	40%
101-40-4104	2250	TRAINING EXPENSE	2,548	3,500	60	3,500	3,500	-	0%
101-40-4104	2351	SENIOR NUTRITION PROGRAM	6,848	6,000	614	6,000	8,000	2,000	33%
101-40-4104	2354	NUTRITION PROGRAM	9,783	70,000	1,278	70,000	70,000	-	0%
101-40-4104	2225	VEHICLE MTCE - LEASED VEH	-	180	-	-	239	59	33%
101-40-4104	2490	BANK SERVICE CHARGES	1,082	1,100	505	1,100	1,100	-	0%
<b>OPERATING EXPENDITURES:</b>			<b>197,081</b>	<b>353,195</b>	<b>120,985</b>	<b>348,140</b>	<b>394,109</b>	<b>40,914</b>	<b>12%</b>

# SENIOR CENTER

BUDGET UNIT	ACCT	DESCRIPTION	FY 21-22 ACTUAL	FY 22-23 BUDGET	FY 22-23 Actuals Thru 2/21/23	ESTIMATED ACTUAL FY 22-23	FY 23-24 BUDGET	BUDGET VARIANCE FY24 vs. FY23	%
101-40-4104	3860	C/O-OFFICE EQUIPMENT	-	12,300	3,592	12,300	-	(12,300)	-100%
101-40-4104	3870	C/O-FURNITURE	4,305	46,650	-	31,650	101,000	54,350	117%
101-40-4104	3880	C/O-OTHER EQUIPMENT	19,714	25,200	2,627	25,200	-	(25,200)	-100%
		<b>CAPITAL OUTLAY EXPENDITURES:</b>	<b>24,018</b>	<b>84,150</b>	<b>6,218</b>	<b>69,150</b>	<b>101,000</b>	<b>16,850</b>	<b>20%</b>
101-90-9217	3990	GENERAL FUND TRANSFER OUT / CITY'S CONTRIBUTION	56,487	45,990	24,549	76,376	51,246	5,256	11%
		<b>GENERAL FUND - TOTAL:</b>	<b>1,108,894</b>	<b>1,514,460</b>	<b>550,282</b>	<b>1,130,276</b>	<b>1,643,676</b>	<b>129,216</b>	<b>9%</b>

# SENIOR CENTER

BUDGET UNIT	ACCT	DESCRIPTION	FY 21-22 ACTUAL	FY 22-23 BUDGET	FY 22-23 Actuals Thru 2/21/23	ESTIMATED ACTUAL FY 22-23	FY 23-24 BUDGET	BUDGET VARIANCE FY24 vs. FY23	%
<b>SENIOR GRANT FUND</b>									
217-40-4104	1020	SALARIES & WAGES	40,563	27,765	28,060	44,350	25,290	(2,475)	-9%
217-40-4104	1048	MEDICAL OPT-OUT-GEN. UNIT	221	-	127	218	288	288	-
217-40-4104	1049	BI-LINGUAL/CERTIFICATION PAY	335	156	223	353	26	(130)	-83%
217-40-4104	1054	CELLPHONE ALLOWANCE	2	-	-	-	-	-	-
217-40-4104	1060	PAID SICK LEAVE	48	-	136	216	1,049	1,049	-
217-40-4104	1065	ACCRUED PAID VACATION	821	1,100	-	800	1,200	100	9%
217-40-4104	1080	MEDICARE	598	421	407	666	6,814	6,393	1518%
217-40-4104	1083	PERS - EMPLOYER PORTION	14,631	10,561	10,391	16,423	9,948	(613)	-6%
217-40-4104	1085	LIFE INSURANCE	90	110	59	101	40	(70)	-64%
217-40-4104	1088	LONG-TERM DISABILITY INSURANCE	323	280	213	366	256	(24)	-9%
217-40-4104	1090	MEDICAL INS - FT EMPLOYEES	8,649	6,290	5,243	8,989	4,776	(1,514)	-24%
217-40-4104	1091	DENTAL INS - FT EMPLOYEES	681	400	406	696	317	(83)	-21%
217-40-4104	1092	VISION INS - FT EMPLOYEES	88	54	54	92	42	(12)	-22%
217-40-4104	1097	WORKER'S COMPENSATION	420	437	264	396	300	(137)	-31%
<b>PERSONNEL EXPENDITURES:</b>			<b>67,472</b>	<b>47,574</b>	<b>45,584</b>	<b>73,666</b>	<b>50,346</b>	<b>2,772</b>	<b>6%</b>
217-40-4104	2037	TITLE IIIB CONTRACT SVC	-	54,389	6,068	54,389	54,389	-	0%
217-40-4104	2038	TITLE IIIE CONTRACT SVC	-	-	1,560	1,320	-	-	-
217-40-4104	2039	CBSP CONTRACT SVC	-	-	1,470	1,470	-	-	-
217-40-4104	2141	POSTAGE	1	20	-	20	1,000	980	4900%
<b>OPERATING EXPENDITURES:</b>			<b>1</b>	<b>54,409</b>	<b>9,098</b>	<b>57,199</b>	<b>55,389</b>	<b>980</b>	<b>2%</b>

# SENIOR CENTER

BUDGET UNIT	ACCT	DESCRIPTION	FY 21-22 ACTUAL	FY 22-23 BUDGET	FY 22-23 Actuals Thru 2/21/23	ESTIMATED ACTUAL FY 22-23	FY 23-24 BUDGET	BUDGET VARIANCE FY24 vs. FY23	%
217-90-9101	4790	TRANSFER IN / CITY'S FUNDING	(24,549)	(42,998)	(24,549)	(76,376)	(51,246)	(8,248)	19%
SENIOR GRANT FUND TOTAL:			42,923	58,985	30,133	54,489	54,489	(4,496)	-8%

# SENIOR CENTER

BUDGET UNIT	ACCT	DESCRIPTION	FY 21-22 ACTUAL	FY 22-23 BUDGET	FY 22-23 Actuals Thru 2/21/23	ESTIMATED ACTUAL FY 22-23	FY 23-24 BUDGET	BUDGET VARIANCE FY24 vs. FY23	%
745-40-4104	3860	C/O-OFFICE EQUIPMENT	-	-	9,096	9,100	-	-	-
		TECHNOLOGY UPGRADE FUND TOTAL:	-	-	9,096	9,100	-	-	-
746-40-4104	2152	VEHICLE LEASE	-	-	-	-	4,903	4,903	-
		VEHICLE & EQUIPMENT REPLACEMENT FUND - TOTAL:	-	-	-	-	4,903	4,903	-
<b>ALL FUNDS - TOTAL:</b>			<b>1,151,817</b>	<b>1,573,445</b>	<b>589,510</b>	<b>1,193,865</b>	<b>1,703,068</b>	<b>129,623</b>	<b>8%</b>

# SENIOR NUTRITION PROGRAM



## Description of Activities

County of Los Angeles Community and Senior Services has established the Senior Nutrition Program to provide meals and other supportive services to older individuals. The Senior Nutrition Program's goal is to maintain or improve the physical, psychological, and social well-being of older individuals by providing them with appropriate nutrition services, offering to those 60 years and older in a group setting at the Senior Center and Social Services Center. The program also encompasses both the Home Delivered Meals Program and Telephone Reassurance Program.

## Objectives

- Serve meals that provide one-third (1/3) of the Recommend Dietary Allowance (RDAs) are safe, and of good quality.
- Promote and maintain high food safety and sanitation standards.
- Promote good health behaviors through nutrition education and nutrition screening of clients.
- Offer a variety of recreational and social programs including the congregate meal program, for senior residents of Norwalk and surrounding communities that promote vital aging.
- Provide services such as case management, information and assistance, and other supportive services for older adults, their families, and caregivers.
- Provide the Supportive Services program as funded by the Los Angeles County Workforce Development, Aging and Community Services.
- Provide programs that promote diversity, cultural awareness, and intergenerational relationships.
- Provide programs that promote emergency preparedness in the home.
- Maintain collaborative relationships with a wide range of public and private partners and members of the aging network for the benefit of program participants.
- Develop and disseminate age-appropriate publicity materials.
- Continue to recruit and utilize volunteers in meaningful and productive roles to support the senior program.



# SENIOR NUTRITION PROGRAM

## ACTIVITY DETAIL

Account Number	Description	FY 23-24 COST
2040	<b>Congregate Meals:</b> Nutrition meals for older individuals	\$ 353,000
2130	<b>Office Equipment Maintenance:</b> Supplies for equipment	10,000
2140	<b>Office Supplies:</b> General office supplies for operation and general support of the Senior Nutrition Program	3,700
2170	<b>Special Materials &amp; Supplies:</b> Pest control / Program supplies (hair nets, aprons, etc.)	5,000
2250	<b>Training Expense:</b> Educational health and safety required training for grant	2,500



# HOME DELIVERED PROGRAM

## ACTIVITY DETAIL

Account Number	Description	FY 23-24 COST
2041	<b>Hot meals:</b> Senior Nutrition Program delivered meals	\$ 411,800
2042	<b>Frozen meals:</b> Senior Nutrition Program delivered meals for weekends	115,200
2043	<b>Emergency meals:</b> Senior Nutrition Program delivered meals for emergency situations	7,000
2057	<b>Promotional Advertising:</b> Giveaways and resource pamphlets	2,500
2140	<b>Office Supplies:</b> General office supplies for operation and general support of the Home Delivered Program	7,200
2170	<b>Special Materials &amp; Supplies:</b> Plates, bows, cups, and utensils	7,500
2220	<b>Vehicle Mtc &amp; Supplies:</b> Insurance/maintenance of vehicles	20,273
2250	<b>Training Expense:</b> Educational health and safety required training for grant	2,500



# TELEPHONE REASSURANCE PROGRAM

## ACTIVITY DETAIL

Account Number	Description	FY 23-24 COST
2190	Telephone: Telephone calls to residents regarding delivered meals	\$ 1,300

# SENIOR NUTRITION PROGRAM

BUDGET UNIT	ACCT	DESCRIPTION	FY 21-22 ACTUAL	FY 22-23 BUDGET	FY 22-23 Actuals Thru 2/21/23	ESTIMATED ACTUAL FY 22-23	FY 23-24 BUDGET	BUDGET VARIANCE FY24 vs. FY23	%
101-90-9239	3990	INTER FUND TRANSFER	255,584	337,011	194,470	407,313	325,303	(11,708)	-3%
<b>GENERAL FUND - TOTAL:</b>			<b>255,584</b>	<b>337,011</b>	<b>194,470</b>	<b>407,313</b>	<b>325,303</b>	<b>(11,708)</b>	<b>-3%</b>

## ONSITE MEAL SERVICE

239-40-4111	1020	REG SALARIES & WAGES	90,600	54,180	82,903	131,032	54,775	595	1%
239-40-4111	1030	PART TIME WAGES	176,029	219,315	94,655	149,607	225,990	6,675	3%
239-40-4111	1045	COMP TIME PAY	117	-	-	-	-	-	-
239-40-4111	1048	MEDICAL OPT-OUT-GEN. UNIT	1,315	864	679	1,164	864	-	0%
239-40-4111	1049	BILINGUAL/CERTIFICATION PAY	1,457	501	887	1,402	1,118	618	123%
239-40-4111	1052	AUTO ALLOWANCE	104	96	59	100	96	-	0%
239-40-4111	1060	PAID SICK LEAVE	351	-	-	293	800	800	-
239-40-4111	1065	ACCRUED PAID VACATION	4,261	1,400	-	2,200	2,600	1,200	86%
239-40-4111	1070	PAID SICK LEAVE ON TERMIN	181	-	-	-	-	-	-
239-40-4111	1078	MANAGEMENT BENEFIT 401A	124	64	86	135	71	7	11%
239-40-4111	1080	MEDICARE	3,930	4,008	2,567	4,146	4,152	144	4%
239-40-4111	1081	MGMT BENEFIT/MEDICAL	89	36	44	69	39	3	8%
239-40-4111	1083	PERS - EMPLOYER PORTION	32,734	20,608	30,736	48,579	21,546	938	5%
239-40-4111	1085	LIFE INSURANCE	104	34	90	154	23	(11)	-32%
239-40-4111	1088	LONG-TERM DISABILITY INSURANCE	685	546	652	1,118	553	7	1%
239-40-4111	1090	MEDICAL INS - FT EMPLOYEES	15,388	7,276	17,558	30,099	7,000	(276)	-4%
239-40-4111	1090M	MEDICAL INS - MANAGEMENT	472	234	278	476	245	11	5%

# SENIOR NUTRITION PROGRAM

BUDGET UNIT	ACCT	DESCRIPTION	FY 21-22 ACTUAL	FY 22-23 BUDGET	FY 22-23 Actuals Thru 2/21/23	ESTIMATED ACTUAL FY 22-23	FY 23-24 BUDGET	BUDGET VARIANCE FY24 vs. FY23	%
239-40-4111	1091	DENTAL INS - FT EMPLOYEES	1,473	784	1,335	2,288	725	(59)	-8%
239-40-4111	1092	VISION INS - FT EMPLOYEES	334	106	205	351	98	(8)	-8%
239-40-4111	1093	MEDICAL INS - PT EMPL	4,129	-	1,338	2,293	4,020	4,020	-
239-40-4111	1094	DENTAL INS - PT EMPL	1,084	0	201	344	-	(0)	-100%
239-40-4111	1097	WORKER'S COMPENSATION	840	850	512	768	700	(150)	-18%
239-40-4111	1100	ACA AFFORDABILITY STIPEND	-	-	82	164	170	170	-
<b>PERSONNEL EXPENDITURES:</b>			<b>335,800</b>	<b>310,902</b>	<b>234,864</b>	<b>376,783</b>	<b>325,585</b>	<b>14,683</b>	<b>5%</b>
239-40-4111	2040	CONGREGATE MEALS	247,159	407,000	88,022	260,000	353,000	(54,000)	-13%
239-40-4111	2130	OFFICE EQPT MTCE	2,065	5,000	625	5,700	10,000	5,000	100%
239-40-4111	2140	OFFICE SUPPLIES	259	3,700	-	3,700	3,700	-	0%
239-40-4111	2170	SPECIAL MAT'LS-SUPPLIES	900	5,000	1,551	5,000	5,000	-	0%
239-40-4111	2250	TRAINING EXPENSE	-	2,500	30	2,500	2,500	-	0%
239-40-4111	2400	AUDIT FEES	1,250	-	-	-	260	260	-
<b>OPERATING EXPENDITURES:</b>			<b>251,633</b>	<b>423,200</b>	<b>90,228</b>	<b>276,900</b>	<b>374,460</b>	<b>(48,740)</b>	<b>-12%</b>
<b>ON SITE MEAL PROGRAM TOTAL:</b>			<b>587,434</b>	<b>734,102</b>	<b>325,092</b>	<b>653,683</b>	<b>700,045</b>	<b>(34,057)</b>	<b>-5%</b>

# SENIOR NUTRITION PROGRAM

BUDGET UNIT	ACCT	DESCRIPTION	FY 21-22 ACTUAL	FY 22-23 BUDGET	FY 22-23 Actuals Thru 2/21/23	ESTIMATED ACTUAL FY 22-23	FY 23-24 BUDGET	BUDGET VARIANCE FY24 vs. FY23	%
<b>HOME DELIVERED PROGRAM</b>									
239-40-4112	1020	REG SALARIES & WAGES	40,189	59,430	92,704	146,523	60,790	1,360	2%
239-40-4112	1030	PART TIME WAGES	117,284	156,823	92,361	145,981	161,598	4,775	3%
239-40-4112	1045	COMP TIME PAY	2	-	-	-	-	-	-
239-40-4112	1048	MEDICAL OPT-OUT-GEN. UNIT	504	-	285	488	504	504	-
239-40-4112	1049	BILINGUAL/CERTIFICATION PAY	1,711	1,872	1,046	1,653	1,196	(676)	-36%
239-40-4112	1052	AUTO ALLOWANCE	104	96	59	100	96	-	0%
239-40-4112	1060	PAID SICK LEAVE	-	-	455	455	3,000	3,000	-
239-40-4112	1065	ACCRUED PAID VACATION	1,088	1,300	-	3,900	5,400	4,100	315%
239-40-4112	1078	MANAGEMENT BENEFIT 401A	124	64	86	136	71	7	11%
239-40-4112	1080	MEDICARE	2,295	3,184	2,668	4,339	3,374	190	6%
239-40-4112	1081	MGMT BENEFIT/MEDICAL	89	36	44	69	39	3	8%
239-40-4112	1083	PERS - EMPLOYER PORTION	14,524	22,605	34,344	54,282	23,912	1,307	6%
239-40-4112	1085	LIFE INSURANCE	17	65	160	275	58	(7)	-11%
239-40-4112	1088	LONG-TERM DISABILITY INSURANCE	321	599	726	1,244	615	16	3%
239-40-4112	1090	MEDICAL INS - FT EMPLOYEES	4,429	10,066	16,614	28,482	9,974	(92)	-1%
239-40-4112	1090M	MEDICAL INS - MANAGEMENT	472	234	278	476	245	11	5%
239-40-4112	1091	DENTAL INS - FT EMPLOYEES	641	972	1,428	2,449	925	(47)	-5%
239-40-4112	1092	VISION INS - FT EMPLOYEES	239	131	227	389	124	(7)	-5%
239-40-4112	1093	MEDICAL INS - PT EMPL	4,020	4,020	2,210	3,789	-	(4,020)	-100%
239-40-4112	1094	DENTAL INS - PT EMPL	1,167	1,318	254	436	-	(1,318)	-100%
239-40-4112	1097	WORKER'S COMPENSATION	912	933	560	840	800	(133)	-14%
239-40-4112	1100	ACA AFFORDABILITY STIPEND	-	-	116	207	210	210	-
<b>PERSONNEL EXPENDITURES:</b>			<b>190,131</b>	<b>263,748</b>	<b>246,624</b>	<b>396,512</b>	<b>272,931</b>	<b>9,183</b>	<b>3%</b>

# SENIOR NUTRITION PROGRAM

BUDGET UNIT	ACCT	DESCRIPTION	FY 21-22 ACTUAL	FY 22-23 BUDGET	FY 22-23 Actuals Thru 2/21/23	ESTIMATED ACTUAL FY 22-23	FY 23-24 BUDGET	BUDGET VARIANCE FY24 vs. FY23	%
239-40-4112	2041	HOT MEALS	139,914	282,000	140,766	263,000	411,800	129,800	46%
239-40-4112	2042	FROZEN MEALS	48,207	9,229	32,704	66,000	115,200	105,971	1148%
239-40-4112	2043	EMERGENCY MEALS	2,714	2,307	2,550	6,000	7,000	4,693	203%
239-40-4112	2057	PROMOTIONAL ADVERTISING	-	2,500	-	2,500	2,500	-	0%
239-40-4112	2130	OFFICE EQPT MTCE	885	7,200	865	1,660	7,200	-	0%
239-40-4112	2140	OFFICE SUPPLIES	164	7,200	-	7,200	7,200	-	0%
239-40-4112	2170	SPECIAL MAT'LS-SUPPLIES	-	7,500	2,427	5,000	7,500	-	0%
239-40-4112	2190	TELEPHONE & FAX	1,415	10,700	792	2,100	11,000	300	3%
239-40-4112	2220	VEHICLE MTCE & SUPPLIES	24,244	13,000	11,371	19,308	20,273	7,273	56%
239-40-4112	2240	DUPLICATING SERVICE CHG	-	2,000	-	2,000	2,000	-	0%
239-40-4112	2250	TRAINING EXPENSE	-	2,500	-	500	2,500	-	0%
239-40-4112	2400	AUDIT FEES	1,582	-	-	-	300	300	-
<b>OPERATING EXPENDITURES:</b>			<b>219,125</b>	<b>346,136</b>	<b>191,474</b>	<b>375,268</b>	<b>594,473</b>	<b>248,337</b>	<b>72%</b>
239-40-4112	3820	C/O-AUTOMOTIVE EQUIPMENT	-	240,000	-	240,000	-	(240,000)	-100%
<b>CAPITAL OUTLAY EXPENDITURES:</b>			<b>-</b>	<b>240,000</b>	<b>-</b>	<b>240,000</b>	<b>-</b>	<b>(240,000)</b>	<b>-100%</b>
<b>HOME DELIVERED PROGRAM - TOTAL:</b>			<b>409,256</b>	<b>849,884</b>	<b>438,098</b>	<b>1,011,780</b>	<b>867,404</b>	<b>17,520</b>	<b>2%</b>

# SENIOR NUTRITION PROGRAM

BUDGET UNIT	ACCT	DESCRIPTION	FY 21-22 ACTUAL	FY 22-23 BUDGET	FY 22-23 Actuals Thru 2/21/23	ESTIMATED ACTUAL FY 22-23	FY 23-24 BUDGET	BUDGET VARIANCE FY24 vs. FY23	%
<b>TELEPHONE REASSURANCE PROGRAM</b>									
239-40-4113	1020	REG SALARIES & WAGES	2,674	3,542	1,740	2,750	3,832	290	8%
239-40-4113	1048	MEDICAL OPT-OUT-GEN. UNIT	144	216	81	139	144	(72)	-33%
239-40-4113	1049	BILINGUAL/CERTIFICATION PAY	26	20	16	25	33	13	67%
239-40-4113	1065	ACCRUED PAID VACATION	36	-	-	100	100	100	-
239-40-4113	1080	MEDICARE	42	54	27	44	60	6	10%
239-40-4113	1083	PERS - EMPLOYER PORTION	967	1,290	644	1,019	1,508	218	17%
239-40-4113	1085	LIFE INSURANCE	0	2	0	0	2	-	0%
239-40-4113	1088	LONG-TERM DISABILITY INSURANCE	21	35	13	23	38	3	9%
239-40-4113	1090	MEDICAL INS - FT EMPLOYEES	169	384	103	177	283	(101)	-26%
239-40-4113	1091	DENTAL INS - FT EMPLOYEES	23	24	13	23	36	12	50%
239-40-4113	1092	VISION INS - FT EMPLOYEES	3	4	2	3	5	1	25%
239-40-4113	1097	WORKER'S COMPENSATION	60	62	32	48	-	(62)	-100%
<b>PERSONNEL EXPENDITURES:</b>			<b>4,165</b>	<b>5,633</b>	<b>2,672</b>	<b>4,350</b>	<b>6,041</b>	<b>408</b>	<b>7%</b>
239-40-4113	2190	TELEPHONE & FAX	213	1,300	-	200	1,300	-	0%
239-40-4113	2400	AUDIT FEES	320	-	-	-	-	-	-
<b>OPERATING EXPENDITURES:</b>			<b>533</b>	<b>1,300</b>	<b>-</b>	<b>200</b>	<b>1,300</b>	<b>-</b>	<b>0%</b>
<b>TELEPHONE REASSURANCE PROGRAM - TOTAL:</b>			<b>4,698</b>	<b>6,933</b>	<b>2,672</b>	<b>4,550</b>	<b>7,341</b>	<b>408</b>	<b>6%</b>

# SENIOR NUTRITION PROGRAM

BUDGET UNIT	ACCT	DESCRIPTION	FY 21-22 ACTUAL	FY 22-23 BUDGET	FY 22-23 Actuals Thru 2/21/23	ESTIMATED ACTUAL FY 22-23	FY 23-24 BUDGET	BUDGET VARIANCE FY24 vs. FY23	%
239-90-9101	4790	TRANSFER IN / CITY'S FUNDING	(255,584)	(337,011)	-	(407,313)	(325,303)	11,708	-3%
SENIOR NUTRITION PROGRAM FUND TOTAL:			745,804	1,253,908	765,861	1,262,700	1,249,486	(4,422)	0%
906-00-0212	3860	C/O- EQUIPMENT	-	26,000	-	26,000	-	(26,000)	-100%
DONATION FUND (4162) FUND TOTAL:			-	26,000	-	26,000	-	(37,692)	-145%
ALL FUNDS - TOTAL:			1,001,388	1,616,919	960,332	1,696,013	1,574,789	(42,130)	-3%



# YOUTH & FAMILY INTERVENTION

## ACTIVITY DETAIL

Account Number	Description	FY 23-24 COST
2230	<b>Programs &amp; Activities:</b>	<b>\$ 9,000</b>
	<i>Program supplies</i>	<i>3,000</i>
	<i>Youth events</i>	<i>1,000</i>
	<i>Educational programming/class material</i>	<i>5,000</i>
3860	<b>Capital Outlay - Office Equipment:</b> Electronic client file management system - Annual Maintenance	<b>10,000</b>

# YOUTH & FAMILY INTERVENTION

BUDGET UNIT	ACCT	DESCRIPTION	FY 21-22 ACTUAL	FY 22-23 BUDGET	FY 22-23 Actuals Thru 2/21/23	ESTIMATED ACTUAL FY 22-23	FY 23-24 BUDGET	BUDGET VARIANCE FY24 vs. FY23	%
101-40-4201	1020	SALARIES & WAGES	154,159	160,109	90,348	142,800	164,927	4,818	3%
101-40-4201	1050	STANDBY PAY	218	-	21	33	100	100	-
101-40-4201	1048	MEDICAL OPT-OUT-GEN. UNIT	1,434	-	264	-	-	-	-
101-40-4201	1049	BILINGUAL/CERTIFICATION PAY	1,435	2,080	855	1,351	1,430	(650)	-31%
101-40-4201	1054	CELLPHONE ALLOWANCE	17	-	-	-	-	-	-
101-40-4201	1060	PAID SICK LEAVE	3,135	3,200	3,125	3,125	3,400	200	6%
101-40-4201	1065	ACCRUED PAID VACATION	6,112	6,700	-	6,100	7,200	500	7%
101-40-4201	1080	MEDICARE	2,419	2,495	1,374	2,224	2,567	72	3%
101-40-4201	1074	EMPLOYEES' AWARDS	100	-	-	-	-	-	-
101-40-4201	1083	PERS - EMPLOYER PORTION	58,011	60,891	33,496	52,942	64,867	3,976	7%
101-40-4201	1085	LIFE INSURANCE	523	621	325	558	640	19	3%
101-40-4201	1088	LONG-TERM DISABILITY INSURANCE	1,217	1,616	753	1,291	1,666	50	3%
101-40-4201	1090	MEDICAL INS - FT EMPLOYEES	18,021	18,716	11,986	20,548	22,400	3,684	20%
101-40-4201	1091	DENTAL INS - FT EMPLOYEES	2,334	2,336	1,431	2,454	2,570	234	10%
101-40-4201	1092	VISION INS - FT EMPLOYEES	302	304	176	302	335	31	10%
101-40-4201	1097	WORKER'S COMPENSATION	2,436	2,516	1,520	2,280	2,300	(216)	-9%
<b>PERSONNEL EXPENDITURES:</b>			<b>251,874</b>	<b>261,584</b>	<b>145,675</b>	<b>236,008</b>	<b>274,402</b>	<b>12,818</b>	<b>5%</b>
101-40-4201	2190	TELEPHONE & FAX	854	800	328	700	800	-	0%
101-40-4201	2230	PROGRAMS & ACTIVITIES	6,559	9,000	2,457	5,000	9,000	-	0%
101-40-4201	2240	DUPLICATING SERVICE CHG	189	1,000	2,030	2,100	2,100	1,100	110%
101-40-4201	2250	TRAINING EXPENSES	-	6,500	-	-	-	(6,500)	-100%
<b>OPERATING EXPENDITURES:</b>			<b>7,602</b>	<b>17,300</b>	<b>4,816</b>	<b>7,800</b>	<b>11,900</b>	<b>(5,400)</b>	<b>-31%</b>

# YOUTH & FAMILY INTERVENTION

BUDGET UNIT	ACCT	DESCRIPTION	FY 21-22 ACTUAL	FY 22-23 BUDGET	FY 22-23 Actuals Thru 2/21/23	ESTIMATED ACTUAL FY 22-23	FY 23-24 BUDGET	BUDGET VARIANCE FY24 vs. FY23	%
101-40-4201	3860	C/O-OFFICE EQUIPMENT	-	23,150	22,841	23,000	10,000	(13,150)	-57%
		CAPITAL OUTLAY EXPENDITURES:	-	23,150	22,841	23,000	10,000	(13,150)	-57%
		GENERAL FUND - TOTAL:	259,477	302,034	173,332	266,808	296,302	7,418	2%
		ALL FUNDS - TOTAL:	259,477	302,034	173,332	266,808	296,302	(5,732)	-2%



# RECREATION





# Recreation & Park Services

13 Full Time Staff, 114,899 Part Time Hours

Recreation & Park Services Director

Recreation Superintendent

Office Assistant III

Office Assistant II

Recreation Supervisor

Recreation Supervisor

Recreation Supervisor

Recreation Supervisor

Recreation Coordinator

Office Assistant III

Recreation Coordinator

Recreation Coordinator

Recreation Coordinator

Part-Time

Recreation Leader III: 8

Recreation Leader II: 68

Recreation Leader I: 12

Senior Lifeguard: 5

Lifeguard: 10

Instructor Guards: 15

Summer Youth Worker: 100

## CITY OF NORWALK

### ALL FUNDS - FULL TIME POSITIONS AND PART TIME HOURS

Position Title	Budget FY 22-23		Budget FY 23-24		Variance FY'24 vs FY'23	
	Full Time Positions	Part Time Hours	Full Time Positions	Part Time Hours	Full Time Positions	Part Time Hours
<b>Recreation</b>						
Director of Recreation & Park Services	1	-	1	-	-	-
Recreation & Parks Superintendent	1	-	1	-	-	-
Recreation Supervisor	4	-	4	-	-	-
Recreation Coordinator	4	-	4	-	-	-
Office Assistant III	2	-	2	-	-	-
Office Assistant II	1	-	1	-	-	-
Recreation Leader III	-	13,000	-	13,000	-	-
Recreation Leader II	-	58,300	-	60,967	-	2,667
Recreation Leader I	-	8,599	-	9,655	-	1,056
Youth Worker	-	16,000	-	16,000	-	-
Boxing Trainer	-	2,080	-	2,080	-	-
Senior Lifeguard	-	2,294	-	2,294	-	-
Instructor Guard	-	6,264	-	6,576	-	312
Lifeguard	-	4,422	-	4,422	-	-
<b>Total Recreation</b>	13	110,959	13	114,994	-	4,035

# RECREATION

(5101)



## **Description of Activities**

Operating under the motto of “Parks Make Life Better,” the Recreation and Park Services Department offers facilities, year-round programming, and services for residents of all ages and abilities. The Department oversees 12 community parks, two museums, an aquatic center, a teen center, and the Norwalk Arts & Sports Complex which includes a state of the art weight room, full size basketball court, four racquetball courts, and a boxing gym, along with classrooms, banquet and meeting rooms, and the Mary Paxon Art Gallery.

City-wide Special Events, special interest classes and workshops, youth and adult sports, a program for the physically, developmentally and cognitively disabled, aquatic programs, day camps, tot programming, and more all fall under the umbrella of the Department. Events include 6 summer concerts, 9 Park Movie Nights, 3 Front Street Friday concerts and 2 Family Picnic Nights.

## **Objectives**

- Enhance existing programming and continue offering new, innovative programs.
- Provide outstanding customer service in all areas of the Department where staff encounter the public.
- Increase accessibility by providing recreation activities for community members through every stage of life.
- Enhance print and digital marketing strategies in order to reach a broader audience.
- Improve program registration procedures for classes either in person or online.
- Explore opportunities for grant funding to improve public facilities and open space.
- Improve and enhance recreation facilities.



# RECREATION

## ACTIVITY DETAIL

Account Number	Description	FY 23-24 COST
<b>2080</b>	<b>Contract Services - Non-Classified:</b>	<b>\$ 211,300</b>
	<i>Quarterly department brochure</i>	<i>117,500</i>
	<i>Summer youth employment</i>	<i>8,000</i>
	<i>General recreation programs</i>	<i>4,200</i>
	<i>Adaptive recreation programs</i>	<i>6,200</i>
	<i>Contract classes</i>	<i>68,700</i>
	<i>Administration- various contracts</i>	<i>6,700</i>
<b>2083</b>	<b>Contract Services - Other:</b>	<b>55,000</b>
	Contract services for security services at facility rental events	
<b>2111</b>	<b>Memberships:</b>	<b>1,800</b>
	California Parks & Recreation Society, Southern California Municipal Athletic Federation, and National Recreation Park Association	
<b>2170</b>	<b>Special Materials &amp; Supplies:</b>	<b>9,500</b>
	Sproul Museum and Hargitt House, program promotional items, special paper, specialized rental, general recreation programs, and special craft supplies	
<b>2230</b>	<b>Programs &amp; Activities:</b>	<b>63,700</b>
	General recreation programs - 3 centers, 6 small parks, carom boards, craft supplies, paper goods, office supplies, program equipment, game supplies, family days, and block parties	<i>40,200</i>
	<i>Adaptive recreation programs</i>	<i>16,200</i>
	<i>Sproul Museum and Hargitt House</i>	<i>2,800</i>
	<i>Summer youth employment</i>	<i>4,500</i>



# RECREATION

## ACTIVITY DETAIL

Account Number	Description	FY 23-24 COST
746-2152	Vehicle Lease: Annual lease payment for (2) vehicle	16,460

# RECREATION - GENERAL PROGRAMS

BUDGET UNIT	ACCT	DESCRIPTION	FY 21-22 ACTUAL	FY 22-23 BUDGET	FY 22-23 Actuals Thru 2/21/23	ESTIMATED ACTUAL FY 22-23	FY 23-24 BUDGET	BUDGET VARIANCE FY24 vs. FY23	%
101-50-5101	1020	REG SALARIES & WAGES	568,937	763,673	400,229	632,580	799,193	35,520	5%
101-50-5101	1030	PART TIME WAGES	430,132	684,661	416,931	737,980	738,923	54,262	8%
101-50-5101	1040	OVERTIME SALARY & WAGES	371	-	-	-	-	-	-
101-50-5101	1045	COMP TIME PAY	-	1,500	2,535	4,006	-	(1,500)	-100%
101-50-5101	1048	MEDICAL OPT-OUT-GEN. UNIT	21,579	10,080	11,662	19,992	17,280	7,200	71%
101-50-5101	1049	BILINGUAL/CERTIFICATION PAY	1,331	1,950	1,028	1,624	2,600	650	33%
101-50-5101	1052	AUTO ALLOWANCE	-	-	2,400	4,114	4,800	4,800	-
101-50-5101	1060	PAID SICK LEAVE	-	-	2,441	2,441	8,000	8,000	-
101-50-5101	1065	ACCRUED PAID VACATION	19,635	6,600	7,503	19,103	14,700	8,100	123%
101-50-5101	1070	PAID SICK LEAVE ON TERMINATION	17,209	-	-	-	-	-	-
101-50-5101	1078	MANAGEMENT BENEFIT 401A	1,466	8,743	3,660	5,785	9,561	818	9%
101-50-5101	1080	MEDICARE	15,314	21,420	12,226	20,701	23,341	1,921	9%
101-50-5101	1081	MGMT BENEFIT/MEDICAL	4,603	-	4,971	7,857	14,675	14,675	-
101-50-5101	1083	PERS - EMPLOYER PORTION	212,517	290,430	147,251	232,737	314,328	23,898	8%
101-50-5101	1084	UNIFORM ALLOWANCE	7,032	6,000	1,400	2,400	6,000	-	0%
101-50-5101	1085	LIFE INSURANCE	1,066	2,005	683	1,170	1,820	(185)	-9%
101-50-5101	1088	LONG-TERM DISABILITY INSURANCE	4,335	7,712	3,104	5,321	8,074	362	5%
101-50-5101	1090	MEDICAL INS - FT EMPLOYEES	46,003	65,349	29,411	50,419	54,547	(10,802)	-17%
101-50-5101	1090M	MEDICAL INS - MANAGEMENT	11,017	60,716	13,799	23,656	35,067	(25,649)	-42%

# RECREATION - GENERAL PROGRAMS

BUDGET UNIT	ACCT	DESCRIPTION	FY 21-22 ACTUAL	FY 22-23 BUDGET	FY 22-23 Actuals Thru 2/21/23	ESTIMATED ACTUAL FY 22-23	FY 23-24 BUDGET	BUDGET VARIANCE FY24 vs. FY23	%
101-50-5101	1091	DENTAL INS - FT EMPLOYEES	4,348	7,008	2,496	4,279	7,008	-	0%
101-50-5101	1092	VISION INS - FT EMPLOYEES	1,358	1,336	922	1,581	1,336	-	0%
101-50-5101	1093	MEDICAL INS - PT EMPLOYEES	4,020	16,080	4,465	7,654	8,040	(8,040)	-50%
101-50-5101	1094	DENTAL INS - PT EMPLOYEES	3,298	9,229	2,709	4,644	10,963	1,734	19%
101-50-5101	1095	MEDICAL INS - RETIREES	67,327	71,900	33,227	66,500	66,900	(5,000)	-7%
101-50-5101	1096	UNEMPLOYMENT INSURANCE	1,281	35,000	-	-	25,000	(10,000)	-29%
101-50-5101	1097	WORKER'S COMPENSATION	197,527	217,520	131,296	196,944	205,800	(11,720)	-5%
101-50-5101	1100	ACA AFFORDABILITY STIPEND	-	480	256	419	420	(60)	-13%
<b>PERSONNEL EXPENDITURES:</b>			<b>1,641,707</b>	<b>2,289,392</b>	<b>1,236,607</b>	<b>2,053,909</b>	<b>2,378,376</b>	<b>88,983</b>	<b>4%</b>

# RECREATION - GENERAL PROGRAMS

BUDGET UNIT	ACCT	DESCRIPTION	FY 21-22 ACTUAL	FY 22-23 BUDGET	FY 22-23 Actuals Thru 2/21/23	ESTIMATED ACTUAL FY 22-23	FY 23-24 BUDGET	BUDGET VARIANCE FY24 vs. FY23	%
101-50-5101	2057	PROMOTIONAL ADVERTISING	1,491	7,500	3,235	7,500	7,500	-	0%
101-50-5101	2080	CONTRACT SVC/NON-CLASS	11,952	9,000	2,630	9,000	6,700	(2,300)	-26%
101-50-5101	2083	CONTRACT SVC/OTHER -SECURITY	-	-	-	55,000	55,000	55,000	-
101-50-5101	2100	UTILITIES	2,288	2,520	957	2,520	2,600	80	3%
101-50-5101	2110	CONFERENCES & MEETINGS	6,489	6,000	4,080	7,000	13,200	7,200	120%
101-50-5101	2111	MEMBERSHIPS	574	1,800	1,310	1,800	1,800	-	0%
101-50-5101	2130	OFFICE EQPT MTCE	2,591	3,400	10,718	10,900	7,800	4,400	129%
101-50-5101	2140	OFFICE SUPPLIES	14,266	15,000	12,970	15,000	17,100	2,100	14%
101-50-5101	2141	POSTAGE	549	11,000	215	11,000	11,000	-	0%
101-50-5101	2170	SPECIAL MAT'LS-SUPPLIES	11,960	8,500	8,454	8,500	9,500	1,000	12%
101-50-5101	2190	TELEPHONE & FAX	3,842	18,300	6,098	(6,600)	(1,000)	(19,300)	-105%
101-50-5101	2220	VEHICLE MTCE & SUPPLIES	18,960	17,600	13,721	21,189	28,001	10,401	59%
101-50-5101	2225	VEHICLE MTCE - LEASED VEH	340	629	227	704	897	268	43%
101-50-5101	2230	PROGRAMS & ACTIVITIES	16,006	8,000	6,124	8,000	8,300	300	4%
101-50-5101	2240	DUPLICATING SERVICE CHG	1,643	8,000	964	2,000	6,000	(2,000)	-25%
101-50-5101	2250	TRAINING EXPENSE	4,351	4,000	367	4,000	5,000	1,000	25%
101-50-5101	2490	ACTIVE NET PROCESSING FEES	30,063	33,000	26,113	33,000	33,000	-	0%
<b>OPERATING EXPENDITURES:</b>			<b>127,362</b>	<b>154,249</b>	<b>98,182</b>	<b>190,513</b>	<b>212,398</b>	<b>58,149</b>	<b>38%</b>
101-50-5101	3860	C/O-OFFICE EQUIPMENT	12,351	-	450	450	-	-	-
101-50-5101	3870	C/O-FURNITURE & FIXTURE	-	-	6,776	6,776	-	-	-
<b>CAPITAL OUTLAY EXPENDITURES:</b>			<b>12,351</b>	<b>-</b>	<b>7,225</b>	<b>7,225</b>	<b>-</b>	<b>-</b>	<b>-</b>
<b>GENERAL RECREATION - TOTAL:</b>			<b>1,781,421</b>	<b>2,443,641</b>	<b>1,342,014</b>	<b>2,251,648</b>	<b>2,590,773</b>	<b>147,132</b>	<b>6%</b>

# RECREATION - GENERAL PROGRAMS

BUDGET UNIT	ACCT	DESCRIPTION	FY 21-22 ACTUAL	FY 22-23 BUDGET	FY 22-23 Actuals Thru 2/21/23	ESTIMATED ACTUAL FY 22-23	FY 23-24 BUDGET	BUDGET VARIANCE FY24 vs. FY23	%
<b>COMMUNITY SERVICES MARKETING:</b>									
101-50-5102	2080	CONTRACT SVC/NON-CLASS	37,065	115,000	13,062	115,000	117,500	2,500	2%
<b>COMM. SVC/MARKETING TOTAL:</b>			<b>37,065</b>	<b>115,000</b>	<b>13,062</b>	<b>115,000</b>	<b>117,500</b>	<b>2,500</b>	<b>2%</b>
<b>SPROUL MUSEUM/HARGITT HOUSE:</b>									
101-50-5103	2100	UTILITIES	5,546	7,665	3,145	7,665	8,000	335	4%
101-50-5103	2170	SPECIAL MAT'LS-SUPPLIES	899	1,200	287	1,200	1,200	-	0%
101-50-5103	2230	PROGRAMS & ACTIVITIES	2,019	2,500	1,661	2,500	2,800	300	12%
<b>SPROUL MUSEUM/HARGITT HOUSE TOTAL:</b>			<b>8,465</b>	<b>11,365</b>	<b>5,093</b>	<b>11,365</b>	<b>12,000</b>	<b>635</b>	<b>6%</b>
<b>SUMMER YOUTH EMPLOYMENT:</b>									
101-50-5106	1030	PART TIME WAGES	102,017	240,000	95,932	240,000	249,760	9,760	4%
101-50-5106	1080	MEDICARE	1,479	3,480	1,391	3,480	3,622	142	4%
101-50-5106	2080	CONTRACT SVC/NON-CLASS	1,615	6,000	7,631	6,000	8,000	2,000	33%
101-50-5106	2230	PROGRAMS & ACTIVITIES	4,995	4,500	2,629	4,500	4,500	-	0%
<b>SUMMER YOUTH EMPLOYMENT TOTAL:</b>			<b>110,106</b>	<b>253,980</b>	<b>107,583</b>	<b>253,980</b>	<b>265,882</b>	<b>11,902</b>	<b>5%</b>

# RECREATION - GENERAL PROGRAMS

BUDGET UNIT	ACCT	DESCRIPTION	FY 21-22 ACTUAL	FY 22-23 BUDGET	FY 22-23 Actuals Thru 2/21/23	ESTIMATED ACTUAL FY 22-23	FY 23-24 BUDGET	BUDGET VARIANCE FY24 vs. FY23	%
<b>GENERAL RECREATION PROGRAMS</b>									
101-50-5204	2080	CONTRACT SVC/NON-CLASS	1,715	3,750	1,280	3,750	4,200	450	12%
101-50-5204	2170	SPECIAL MAT'LS-SUPPLIES	687	750	1,878	750	5,200	4,450	593%
101-50-5204	2230	PROGRAMS & ACTIVITIES	32,173	30,600	10,330	30,600	31,900	1,300	4%
101-50-5204	3880	MISCELLANEOUS OTHER	-	5,400	5,400	5,400	-	(5,400)	-100%
<b>GENERAL RECREATION PROGRAM TOTAL:</b>			<b>34,574</b>	<b>40,500</b>	<b>18,888</b>	<b>40,500</b>	<b>41,300</b>	<b>800</b>	<b>2%</b>
<b>ADAPTIVE RECREATION</b>									
101-50-5206	2080	CONTRACT SVC/NON-CLASS	1,681	3,500	1,491	1,500	6,200	2,700	77%
101-50-5206	2230	PROGRAMS & ACTIVITIES	11,585	9,000	6,432	11,000	16,200	7,200	80%
<b>ADAPTIVE RECREATION TOTAL:</b>			<b>13,266</b>	<b>12,500</b>	<b>7,922</b>	<b>12,500</b>	<b>22,400</b>	<b>9,900</b>	<b>79%</b>
<b>CONTRACT CLASSES</b>									
101-50-5210	2080	CONTRACT SVC/NON-CLASS	62,372	60,000	33,760	80,500	68,700	8,700	15%
<b>CONTRACT CLASSES TOTAL:</b>			<b>62,372</b>	<b>60,000</b>	<b>33,760</b>	<b>80,500</b>	<b>68,700</b>	<b>8,700</b>	<b>15%</b>
<b>GENERAL FUND - TOTAL:</b>			<b>2,047,269</b>	<b>2,936,986</b>	<b>1,528,323</b>	<b>2,765,493</b>	<b>3,118,555</b>	<b>181,569</b>	<b>6%</b>

# RECREATION - GENERAL PROGRAMS

BUDGET UNIT	ACCT	DESCRIPTION	FY 21-22 ACTUAL	FY 22-23 BUDGET	FY 22-23 Actuals Thru 2/21/23	ESTIMATED ACTUAL FY 22-23	FY 23-24 BUDGET	BUDGET VARIANCE FY24 vs. FY23	%
745-50-5101	3860	C/O-OFFICE EQUIPMENT	-	-	15,020	15,010	-	-	-
		TECHNOLOGY UPGRADE FUND TOTAL:	-	-	15,020	15,010	-	-	-
746-50-5101	2152	VEHICLE LEASE	6,210	6,210	4,140	6,210	16,460	10,250	165%
		VEHICLE & EQUIPMENT REPLACEMENT FUND - TOTAL:	6,210	6,210	4,140	6,210	16,460	10,250	165%
<b>ALL FUNDS - TOTAL:</b>			<b>2,053,479</b>	<b>2,943,196</b>	<b>1,547,483</b>	<b>2,786,713</b>	<b>3,135,015</b>	<b>191,819</b>	<b>7%</b>



# ALL CITY BAND

## ACTIVITY DETAIL

Account Number	Description	FY 23-24 COST
2080	<b>Contract Services - Non-Classified:</b>	<b>\$ 18,500</b>
	<i>All City Youth Band Director</i>	<i>12,500</i>
	<i>Drill Team Advisor</i>	<i>3,000</i>
	<i>Tall Flags Advisor</i>	<i>3,000</i>
2230	<b>Programs &amp; Activities:</b> Music sheets, bus rental fees, instrument repairs, uniform cleaning, cleaning and repairs, supplies for performances, and refreshments	<b>2,700</b>

# ALL CITY BAND

BUDGET UNIT	ACC T	DESCRIPTION	FY 21-22 ACTUAL	FY 22-23 BUDGET	FY 22-23 Actuals Thru 2/21/23	ESTIMATED ACTUAL FY 22-23	FY 23-24 BUDGET	BUDGET VARIANCE FY24 vs. FY23	%
101-50-5202	2080	CONTRACT SVC/NON-CLASS	-	18,500	-	-	18,500	-	0%
101-50-5202	2230	PROGRAMS & ACTIVITIES	-	2,700	-	-	2,700	-	0%
<b>ALL FUNDS - TOTAL:</b>			-	21,200	-	-	21,200	-	0%



# AQUATICS

## ACTIVITY DETAIL

Account Number	Description	FY 23-24 COST
2080	<b>Contract Services - Non-Classified:</b> Contract class instructors at the Aquatic Pavilion, timers for swim meets, new staff certifications	\$ 12,350
2170	<b>Special Materials &amp; Supplies:</b> Kickboards, umbrellas, swim lesson certificates, pool flyers, training equipment, and teaching equipment	14,500
2230	<b>Programs &amp; Activities:</b> Swim classes and special events	11,500
3880	<b>Capital Outlay - Miscellaneous Other:</b> Pool Tarps for Norwalk Aquatic Pavilion	20,000

# AQUATICS

BUDGET UNIT	ACCT	DESCRIPTION	FY 21-22 ACTUAL	FY 22-23 BUDGET	FY 22-23 Actuals Thru 2/21/23	ESTIMATED ACTUAL FY 22-23	FY 23-24 BUDGET	BUDGET VARIANCE FY24 vs. FY23	%
101-50-5203	1030	PART TIME WAGES	188,676	365,238	172,564	272,746	382,646	17,408	5%
101-50-5203	1075	SEVERANCE PAY	2,500	-	1,750	2,766	-	-	-
101-50-5203	1080	MEDICARE	2,773	5,296	2,528	3,995	5,548	252	5%
101-50-5203	1999	ALLOCATED PAYROLL	(15,324)	-	(21,362)	(21,362)	-	-	-
<b>PERSONNEL EXPENDITURES:</b>			<b>178,625</b>	<b>370,534</b>	<b>155,480</b>	<b>258,144</b>	<b>388,194</b>	<b>17,660</b>	<b>5%</b>
101-50-5203	2080	CONTRACT SVC/NON-CLASS	-	9,500	-	9,500	12,350	2,850	30%
101-50-5203	2083	CONTRACT SVC/OTHER	-	-	25,974	31,500	-	-	-
101-50-5203	2100	UTILITIES	121,352	131,355	90,300	129,000	135,500	4,145	3%
101-50-5203	2140	OFFICE SUPPLIES	547	1,500	667	1,500	1,500	-	0%
101-50-5203	2170	SPECIAL MAT'LS-SUPPLIES	13,288	10,000	6,175	10,000	14,500	4,500	45%
101-50-5203	2190	TELEPHONE & FAX	496	2,100	190	(100)	1,600	(500)	-24%
101-50-5203	2230	PROGRAMS & ACTIVITIES	7,857	10,000	6,500	10,000	11,500	1,500	15%
<b>OPERATING EXPENDITURES:</b>			<b>143,540</b>	<b>164,455</b>	<b>129,805</b>	<b>191,400</b>	<b>176,950</b>	<b>12,495</b>	<b>8%</b>
101-50-5203	3880	MISCELLANEOUS OTHER	-	10,900	-	10,900	20,000	9,100	83%
101-50-5203	3860	C/O-OFFICE EQUIPMENT	2,322	-	-	-	-	-	0%
<b>CAPITAL OUTLAY EXPENDITURES:</b>			<b>2,322</b>	<b>10,900</b>	<b>-</b>	<b>10,900</b>	<b>20,000</b>	<b>9,100</b>	<b>83%</b>
<b>ALL FUNDS - TOTAL:</b>			<b>324,487</b>	<b>545,889</b>	<b>285,285</b>	<b>460,444</b>	<b>585,144</b>	<b>39,255</b>	<b>7%</b>



# NORWALK ARTS & SPORTS COMPLEX

## ACTIVITY DETAIL

Account Number	Description	FY 23-24 COST
2080	<b>Contract Services - Non-Classified:</b> Contract class instructors	\$ 22,500
2170	<b>Special Materials &amp; Supplies:</b> Sign holders, easels, microphone, coffee pots, and art supplies for advertising and marketing	13,700
2230	<b>Programs &amp; Activities:</b> Contract classes, room reservations, programs and activities in Sports Center, Meeting Center, and Art Center. Cultural Art Center supplies for their art classes, art gallery shows, and children activities	10,700
3870	<b>Capital Outlay - Furniture &amp; Fixture:</b> Office & Lobby Tables, Desks, & Furniture	23,000
744-3880	<b>Capital Outlay - Miscellaneous Other:</b>  <i>Cycle Bicycles (15)</i> <i>Score Table</i>	36,500  18,500 18,000

# NORWALK ARTS & SPORTS COMPLEX

BUDGET UNIT	ACCT	DESCRIPTION	FY 21-22 ACTUAL	FY 22-23 BUDGET	FY 22-23 Actuals Thru 2/21/23	ESTIMATED ACTUAL FY 22-23	FY 23-24 BUDGET	BUDGET VARIANCE FY24 vs. FY23	%
101-50-5702	1020	REG SALARIES & WAGES	327,915	401,543	183,829	290,550	407,161	5,618	1%
101-50-5702	1030	PART TIME WAGES	465,752	498,544	316,754	500,644	538,396	39,852	8%
101-50-5702	1040	OVERTIME SALARY & WAGES	213	-	-	-	-	-	-
101-50-5702	1048	MEDICAL OPT-OUT-GEN. UNIT	-	-	2,100	3,600	7,200	7,200	-
101-50-5702	1049	BILINGUAL/CERTIFICATION PAY	2,320	1,950	1,155	1,826	1,300	(650)	-33%
101-50-5702	1060	PAID SICK LEAVE	-	4,800	2,638	2,638	-	(4,800)	-100%
101-50-5702	1065	ACCRUED PAID VACATION	9,075	8,000	-	-	-	(8,000)	-100%
101-50-5702	1080	MEDICARE	11,446	7,373	7,231	11,589	13,833	6,460	88%
101-50-5702	1083	PERS - EMPLOYER PORTION	122,873	152,711	67,802	107,165	160,139	7,428	5%
101-50-5702	1085	LIFE INSURANCE	936	1,555	422	723	1,578	23	1%
101-50-5702	1088	LONG-TERM DISABILITY INSURANCE	2,648	4,055	1,460	2,503	4,113	58	1%
101-50-5702	1090	MEDICAL INS - FT EMPLOYEES	62,796	74,001	29,437	50,464	56,824	(17,177)	-23%
101-50-5702	1091	DENTAL INS - FT EMPLOYEES	4,290	5,840	1,858	3,186	4,672	(1,168)	-20%
101-50-5702	1092	VISION INS - FT EMPLOYEES	1,008	760	617	1,058	608	(152)	-20%
101-50-5702	1093	MEDICAL INS - PT EMPLOYEES	8,040	12,060	2,882	4,940	-	(12,060)	-100%
101-50-5702	1094	DENTAL INS - PT EMPLOYEES	2,199	3,955	2,385	4,089	3,291	(664)	-17%
101-50-5702	1097	WORKER'S COMPENSATION	6,084	6,311	3,808	5,712	5,700	(611)	-10%
101-50-5702	1100	ACA AFFORDABILITY STIPEND	-	240	248	437	440	200	83%
<b>PERSONNEL EXPENDITURES:</b>			<b>1,027,595</b>	<b>1,183,698</b>	<b>624,627</b>	<b>991,123</b>	<b>1,205,255</b>	<b>21,557</b>	<b>2%</b>

# NORWALK ARTS & SPORTS COMPLEX

BUDGET UNIT	ACCT	DESCRIPTION	FY 21-22 ACTUAL	FY 22-23 BUDGET	FY 22-23 Actuals Thru 2/21/23	ESTIMATED ACTUAL FY 22-23	FY 23-24 BUDGET	BUDGET VARIANCE FY24 vs. FY23	%
101-50-5702	2061	CUSTODIAL SUPPLIES	3,985	-	-	-	-	-	-
101-50-5702	2080	CONTRACT SVC/NON-CLASS	25,598	23,250	8,974	23,250	22,500	(750)	-3%
101-50-5702	2100	UTILITIES	145,361	191,940	77,763	189,000	198,500	6,560	3%
101-50-5702	2140	OFFICE SUPPLIES	2,885	4,000	1,413	4,000	4,000	-	0%
101-50-5702	2170	SPECIAL MAT'LS-SUPPLIES	13,886	9,000	8,896	9,000	13,700	4,700	52%
101-50-5702	2190	TELEPHONE & FAX	3,115	4,000	1,991	(100)	-	(4,000)	-100%
101-50-5702	2230	PROGRAMS & ACTIVITIES	4,787	7,500	1,936	7,500	10,700	3,200	43%
<b>OPERATING EXPENDITURES:</b>			<b>199,617</b>	<b>239,690</b>	<b>100,973</b>	<b>232,650</b>	<b>249,400</b>	<b>9,710</b>	<b>4%</b>
101-50-5702	3870	C/O-FURNITURE & FIXTURE	-	-	2,714	2,750	23,000	23,000	-
101-50-5702	3880	MISCELLANEOUS OTHER	-	10,900	-	10,900	-	(10,900)	-100%
<b>CAPITAL OUTLAY EXPENDITURES:</b>			<b>-</b>	<b>10,900</b>	<b>2,714</b>	<b>13,650</b>	<b>23,000</b>	<b>12,100</b>	<b>111%</b>
<b>BOXING PROGRAM:</b>									
101-50-5207	2080	CONTRACT SVC/NON-CLASS	-	700	-	500	700	-	0%
<b>GENERAL FUND - BOXING PROGRAM TOTAL:</b>			<b>-</b>	<b>700</b>	<b>-</b>	<b>500</b>	<b>700</b>	<b>-</b>	<b>-</b>



# CULTURAL ARTS CENTER

## ACTIVITY DETAIL

Account Number	Description	FY 23-24 COST
2080	<b>Contract Services - Non-Classified:</b> Contract class instructors and special interest instructors/programs at the CAC - Puppet Shows, Mad Scientist, etc.	\$ 4,000
2170	<b>Special Materials &amp; Supplies:</b> Sign holders, easels, and art supplies	5,500
2230	<b>Programs &amp; Activities:</b> Contract classes, room reservations, gallery shows, and children activities	16,000

# NORWALK ARTS & SPORTS COMPLEX

BUDGET UNIT	ACCT	DESCRIPTION	FY 21-22 ACTUAL	FY 22-23 BUDGET	FY 22-23 Actuals Thru 2/21/23	ESTIMATED ACTUAL FY 22-23	FY 23-24 BUDGET	BUDGET VARIANCE FY24 vs. FY23	%
<b>CULTURAL ARTS:</b>									
101-50-5732	1030	PART TIME WAGES	125,728	104,698	78,800	124,547	107,643	2,945	3%
101-50-5732	1080	MEDICARE	1,816	1,375	1,130	1,786	1,561	186	14%
101-50-5732	1092	VISION INS - PT EMPLOYEES	76	-	139	219	-	-	-
101-50-5732	1093	MEDICAL INS - PT EMPLOYEES	-	-	693	1,096	-	-	-
101-50-5732	1094	DENTAL INS - PT EMPLOYEES	584	-	1,056	1,670	484	484	-
101-50-5732	1100	ACA AFFORDABILITY STIPEND	-	-	108	188	190	190	-
<b>PERSONNEL EXPENDITURES:</b>			<b>128,204</b>	<b>106,073</b>	<b>81,926</b>	<b>129,505</b>	<b>109,878</b>	<b>3,805</b>	<b>16%</b>
101-50-5732	2080	CONTRACT SVC/NON-CLASS	327	1,500	300	1,500	4,000	2,500	167%
101-50-5732	2100	UTILITIES	4,504	7,455	2,223	7,455	7,800	345	5%
101-50-5732	2140	OFFICE SUPPLIES	1,526	2,000	811	2,000	2,000	-	0%
101-50-5732	2170	SPECIAL MAT'LS-SUPPLIES	6,439	5,500	747	5,500	5,500	-	0%
101-50-5732	2190	TELEPHONE & FAX	620	800	410	800	800	-	0%
101-50-5732	2230	PROGRAMS & ACTIVITIES	16,967	13,700	6,737	13,700	16,000	2,300	17%
<b>OPERATING EXPENDITURES:</b>			<b>30,383</b>	<b>30,955</b>	<b>11,228</b>	<b>30,955</b>	<b>36,100</b>	<b>5,145</b>	<b>17%</b>
<b>GENERAL FUND - TOTAL:</b>			<b>1,385,798</b>	<b>1,572,016</b>	<b>821,468</b>	<b>1,398,383</b>	<b>1,624,333</b>	<b>52,317</b>	<b>3%</b>

# NORWALK ARTS & SPORTS COMPLEX

BUDGET UNIT	ACCT	DESCRIPTION	FY 21-22 ACTUAL	FY 22-23 BUDGET	FY 22-23 Actuals Thru 2/21/23	ESTIMATED ACTUAL FY 22-23	FY 23-24 BUDGET	BUDGET VARIANCE FY24 vs. FY23	%
744-50-5702	3880	C/O-MISCELLANEOUS	-	-	-	-	36,500	36,500	-
		NASC EQUIPMENT REPLACEMENT FUND TOTAL:	-	-	-	-	36,500	36,500	-
745-50-5702	3860	C/O-OFFICE EQUIPMENT	-	-	13,004	14,400	-	-	-
		TECHNOLOGY UPGRADE FUND TOTAL:	-	-	13,004	14,400	-	-	-
<b>ALL FUNDS - TOTAL:</b>			<b>1,385,798</b>	<b>1,576,516</b>	<b>834,472</b>	<b>1,412,783</b>	<b>1,660,833</b>	<b>84,317</b>	<b>5%</b>

## RECREATION BUDGET:

### SPECIAL PROGRAMS RECAP

		<b>ADULT SPORTS 5402</b>	<b>YOUTH SPORTS 5502</b>	<b>DAY CAMP 5504</b>	<b>TOT PROGRAMS 5505</b>
		<b>FY 23-24 BUDGET</b>	<b>FY 23-24 BUDGET</b>	<b>FY 23-24 BUDGET</b>	<b>FY 23-24 BUDGET</b>
<b>ACCOUNT</b>	<b>DESCRIPTION</b>				
1030	PART TIME WAGES	15,958	69,815	47,614	57,448
1080	MEDICARE	231	1,012	690	833
<b>PERSONNEL EXPENDITURES:</b>		<b>16,189</b>	<b>70,827</b>	<b>48,304</b>	<b>58,281</b>
2080	CONTRACT SVC/NON-CLASS	1,500	8,880	17,000	500
2170	SPECIAL MAT'LS-SUPPLIES	1,000	-	3,500	-
2230	PROGRAMS & ACTIVITIES	2,000	46,500	13,000	5,000
<b>OPERATING EXPENDITURES:</b>		<b>4,500</b>	<b>55,380</b>	<b>33,500</b>	<b>5,500</b>
<b>TOTAL SPECIAL PROGRAMS EXPENSES:</b>		<b>20,689</b>	<b>126,207</b>	<b>81,804</b>	<b>63,781</b>
<b>PROGRAM REVENUES:</b>		<b>4,500</b>	<b>59,000</b>	<b>30,000</b>	<b>21,000</b>
<b>NET PROGRAM (COST) / REVENUE:</b>		<b>(16,189)</b>	<b>(67,207)</b>	<b>(51,804)</b>	<b>(42,781)</b>

## RECREATION BUDGET: SPECIAL PROGRAMS RECAP

		<b>TEEN ALLIANCE 5506</b>	<b>YOUTH MARIACHI 5508</b>	<b>SUMMER LUNCHES 5509</b>	<b>BEACH BUS 5617</b>	<b>TOTAL SPECIAL PROGRAMS</b>
		<b>FY 23-24 BUDGET</b>	<b>FY 23-24 BUDGET</b>	<b>FY 23-24 BUDGET</b>	<b>FY 23-24 BUDGET</b>	<b>FY 23-24 BUDGET</b>
<b>ACCOUNT</b>	<b>DESCRIPTION</b>					
1030	PART TIME WAGES	58,146	7,979	7,979	2,872	267,811
1080	MEDICARE	843	116	116	42	3,883
<b>PERSONNEL EXPENDITURES:</b>		<b>58,989</b>	<b>8,095</b>	<b>8,095</b>	<b>2,914</b>	<b>271,694</b>
2080	CONTRACT SVC/NON-CLASS	9,500	24,500	-	-	61,880
2170	SPECIAL MAT'LS-SUPPLIES	1,500	2,825	-	-	8,825
2230	PROGRAMS & ACTIVITIES	13,000	2,000	400	8,000	89,900
<b>OPERATING EXPENDITURES:</b>		<b>24,000</b>	<b>29,325</b>	<b>400</b>	<b>8,000</b>	<b>160,605</b>
<b>TOTAL SPECIAL PROGRAMS EXPENSES:</b>		<b>82,989</b>	<b>37,420</b>	<b>8,495</b>	<b>10,914</b>	<b>432,299</b>
<b>PROGRAM REVENUES:</b>		<b>-</b>	<b>3,750</b>	<b>-</b>	<b>1,500</b>	<b>119,750</b>
<b>NET PROGRAM (COST) / REVENUE:</b>		<b>(82,989)</b>	<b>(33,670)</b>	<b>(8,495)</b>	<b>(9,414)</b>	<b>(312,549)</b>

# RECREATION BUDGET: SPECIAL EVENTS RECAP

		<b>EASTER EGG HUNT 5602</b>	<b>INDEPENDENCE DAY 5604</b>	<b>SUMMER CONCERTS 5605</b>	<b>HALLOWEEN PARADE 5606</b>
		<b>FY 23-24 BUDGET</b>	<b>FY 23-24 BUDGET</b>	<b>FY 23-24 BUDGET</b>	<b>FY 23-24 BUDGET</b>
<b>ACCOUNT</b>	<b>DESCRIPTION</b>				
1030	PART TIME WAGES	3,493	3,403	4,638	9,390
1040	OVERTIME SALARY & WAGES	6,350	9,489	9,166	20,608
1080	MEDICARE	51	49	67	136
<b>PERSONNEL EXPENDITURES:</b>		<b>9,894</b>	<b>12,941</b>	<b>13,871</b>	<b>30,134</b>
2080	CONTRACT SVC/NON-CLASS	-	29,000	50,700	-
2230	PROGRAMS & ACTIVITIES	15,000	15,700	5,500	16,600
<b>OPERATING EXPENDITURES:</b>		<b>15,000</b>	<b>44,700</b>	<b>56,200</b>	<b>16,600</b>
<b>TOTAL SPECIAL PROGRAMS EXPENSES:</b>		<b>24,894</b>	<b>57,641</b>	<b>70,071</b>	<b>46,734</b>
<b>PROGRAM REVENUES:</b>		-	-	-	-
<b>NET PROGRAM (COST) / REVENUE:</b>		<b>(24,894)</b>	<b>(57,641)</b>	<b>(70,071)</b>	<b>(46,734)</b>

# RECREATION BUDGET: SPECIAL EVENTS RECAP

		<b>HALLOWEEN FESTIVAL 5607</b>	<b>SANTA SLEIGH 5608</b>	<b>SANTA SLEIGH- BREAKFAST 5612</b>	<b>SNOWFEST TREE LIGHTING 5609</b>
<b>ACCOUNT</b>	<b>DESCRIPTION</b>	<b>FY 23-24 BUDGET</b>	<b>FY 23-24 BUDGET</b>	<b>FY 23-24 BUDGET</b>	<b>FY 23-24 BUDGET</b>
1030	PART TIME WAGES	7,544	7,557	439	5,311
1040	OVERTIME SALARY & WAGES	5,390	-	-	10,240
1080	MEDICARE	109	110	6	77
<b>PERSONNEL EXPENDITURES:</b>		<b>13,043</b>	<b>7,667</b>	<b>445</b>	<b>15,628</b>
2080	CONTRACT SVC/NON-CLASS	-	-	-	-
2230	PROGRAMS & ACTIVITIES	15,000	11,000	550	36,000
<b>OPERATING EXPENDITURES:</b>		<b>15,000</b>	<b>11,000</b>	<b>550</b>	<b>36,000</b>
<b>TOTAL SPECIAL PROGRAMS EXPENSES:</b>		<b>28,043</b>	<b>18,667</b>	<b>995</b>	<b>51,628</b>
<b>PROGRAM REVENUES:</b>		-	-	-	-
<b>NET PROGRAM (COST) / REVENUE:</b>		<b>(28,043)</b>	<b>(18,667)</b>	<b>(995)</b>	<b>(51,628)</b>

## RECREATION BUDGET: SPECIAL EVENTS RECAP

		<b>ARTASTIC 5614</b>	<b>KIDS &amp; COPS GOLF 5615</b>	<b>LAS POSADAS 5610</b>	<b>FRONT STREET FRIDAY NIGHT 5619</b>
<b>ACCOUNT</b>	<b>DESCRIPTION</b>	<b>FY 23-24 BUDGET</b>	<b>FY 23-24 BUDGET</b>	<b>FY 23-24 BUDGET</b>	<b>FY 23-24 BUDGET</b>
1030	PART TIME WAGES	6,347	798	598	4,276
1040	OVERTIME SALARY & WAGES	4,445	400	3,820	6,770
1080	MEDICARE	92	12	9	62
<b>PERSONNEL EXPENDITURES:</b>		<b>10,884</b>	<b>1,210</b>	<b>4,427</b>	<b>11,108</b>
2080	CONTRACT SVC/NON-CLASS	-	2,000	-	35,500
2230	PROGRAMS & ACTIVITIES	15,000	5,500	10,500	5,500
<b>OPERATING EXPENDITURES:</b>		<b>15,000</b>	<b>7,500</b>	<b>10,500</b>	<b>41,000</b>
<b>TOTAL SPECIAL PROGRAMS EXPENSES:</b>		<b>25,884</b>	<b>8,710</b>	<b>14,927</b>	<b>52,108</b>
<b>PROGRAM REVENUES:</b>		-	-	-	-
<b>NET PROGRAM (COST) / REVENUE:</b>		<b>(25,884)</b>	<b>(8,710)</b>	<b>(14,927)</b>	<b>(52,108)</b>

## RECREATION BUDGET: SPECIAL EVENTS RECAP

		<b>FAMILY PICNIC NIGHT 5601</b>	<b>PARKS MOVIE NIGHT 5603</b>	<b>NORWALK 5K 5616</b>	<b>TOTAL EVENTS</b>
<b>ACCOUNT</b>	<b>DESCRIPTION</b>	<b>FY 23-24 BUDGET</b>	<b>FY 23-24 BUDGET</b>	<b>FY 23-24 BUDGET</b>	<b>FY 23-24 BUDGET</b>
1030	PART TIME WAGES	1,895	8,079	-	\$ 63,768
1040	OVERTIME SALARY & WAGES	-	-	20,000	96,678
1080	MEDICARE	27	117	-	925
<b>PERSONNEL EXPENDITURES:</b>		<b>1,922</b>	<b>8,196</b>	<b>20,000</b>	<b>161,371</b>
2080	CONTRACT SVC/NON-CLASS	1,600	2,300	13,100	121,100
2230	PROGRAMS & ACTIVITIES	1,800	1,200	59,900	154,850
<b>OPERATING EXPENDITURES:</b>		<b>3,400</b>	<b>3,500</b>	<b>73,000</b>	<b>275,950</b>
<b>TOTAL SPECIAL PROGRAMS EXPENSES:</b>		<b>5,322</b>	<b>11,696</b>	<b>93,000</b>	<b>\$ 437,321</b>
<b>PROGRAM REVENUES:</b>		<b>-</b>	<b>-</b>	<b>68,000</b>	<b>\$ -</b>
<b>NET PROGRAM (COST) / REVENUE:</b>		<b>(5,322)</b>	<b>(11,696)</b>	<b>(25,000)</b>	<b>(437,321)</b>



# COMMUNITY DEVELOPMENT





# Community Development

30 Full Time Staff, 7,200 Part Time Hours



## CITY OF NORWALK

### ALL FUNDS - FULL TIME POSITIONS AND PART TIME HOURS

Position Title	Budget FY 22-23		Budget FY 23-24		Variance FY'24 vs FY'23	
	Full Time Positions	Part Time Hours	Full Time Positions	Part Time Hours	Full Time Positions	Part Time Hours
Community Development						
Director of Community Development	1	-	1	-	-	-
Sr. Management Analyst	2	-	2	-	-	-
Sr. Management Analyst - ARPA	1	-	1	-	-	-
Management Analyst	2	-	2	-	-	-
Office Assistant II	3	-	3	-	-	-
Office Assistant I	-	2,400	-	2,400	-	-
Administrative Secretary	1	-	1	-	-	-
Building & Safety Manager	1	-	1	-	-	-
Senior Building Inspector	1	-	1	-	-	-
Plans Examiner	1	-	1	-	-	-
Building Inspector II	3	-	3	-	-	-
Permit Technician II	1	-	1	-	-	-
Permit Technician	2	-	2	-	-	-
Development Services Manager	1	-	1	-	-	-
Intern	-	4,800	-	4,800	-	-
Senior Planner	2	-	2	-	-	-
Associate Planner	1	-	1	-	-	-
Assistant Planner	1	-	1	-	-	-
Planning Technician	1	-	1	-	-	-
Housing Manager	1	-	1	-	-	-
Community Development Assistant	1	-	1	-	-	-
Housing Specialist II	1	-	1	-	-	-
Housing Specialist I	2	-	2	-	-	-
<b>Total Community Development</b>	<b>30</b>	<b>7,200</b>	<b>30</b>	<b>7,200</b>	<b>-</b>	<b>-</b>

# COMMUNITY DEVELOPMENT

## *Administration*

(6101)



### Objectives

- Enhance the quality of life in Norwalk by providing for life-safety, safeguarding property, and protecting public welfare through consistent enforcement of the adopted building codes.
- Contribute to the City's economic development efforts by professionally administering a predictable and customer-focused construction plan review, permit and inspection processes for residential, commercial and industrial projects.
- Administer the construction waste management recycling program.
- Coordinate Building & Safety activities within the City with other divisions and departments.
- Provide training for staff to maintain required certifications and continuing education with currently adopted codes required in accordance with the State Health & Safety Code Section 18968.
- Provide over the counter plan check services for plan revisions and minor projects.
- Provide construction plan check services for residential and commercial projects.
- Provide Electronic Plan submittal and simple Permit online submittal.
- Administer all department agreements as well as public and customer relations.
- Increase and improve technical education and training department-wide to support each team member in their personal and professional growth.
- Continue implementing the Records Retention program for the Community Development Department with an emphasis on file digitization and virtual repository for ease of access by the community and staff.
- Represent Norwalk in the community, region and State in matters pertaining to Community Development.

# COMMUNITY DEVELOPMENT

## *Administration*

(6101)



### **Description of Activities**

The Community Development Department's mission is to support and enhance the City of Norwalk by developing and implementing short and long term land use policies that reflect the goals of the community; ensuring safe and code compliant development and properties; attracting and retaining businesses that contribute towards a healthy economy; and providing exceptional service. Moreover, the Department seeks to create and maximize resources to invest in Norwalk's residents, businesses and places. With a compassionate, professional and creative staff, we secure and leverage available assets to revitalize neighborhoods, work to provide a variety of housing options, strengthen the Norwalk economy and promote a well-qualified workforce.

Community Development Administration oversees these efforts through the management of the department's four divisions: Economic Development; Building & Safety; Planning; and Housing and Neighborhood Development (CDBG/HOME and Housing Authority). The Community Development Department oversees all future and current land use planning within the City, verifies the compliance of all development projects to state and local building and zoning codes. Community Development also assists lower income families in rehabilitating their homes and securing decent and safe housing through federally funded assistance programs. The department also manages the City's economic development efforts to promote community revitalization, regional competitiveness, and economic opportunity for all segments of the community.



# COMMUNITY DEVELOPMENT ADMINISTRATION

## ACTIVITY DETAIL

Account Number	Description	FY 23-24 COST
2055	<b>Legal Advertising:</b> Publishing of public notices as required by law	\$ 3,400
2080	<b>Contract Services - Non-Classified:</b>	22,400
	<i>Property Information Reports</i>	2,400
	<i>Appraisals</i>	20,000
2081	<b>Contract Services-Special Study:</b> Business attraction, retention and expansion program (B.A.R.E.)	75,000
2086	<b>Legal Services:</b> Additional legal services	5,000
2110	<b>Conferences &amp; Meetings:</b> League of California Cities Planning Institute	12,900
2111	<b>Memberships:</b> American Planning Association and City membership to International Council of Shopping Centers (ICSC)	3,600
2130	<b>Office Equipment Maintenance:</b> Computers, copiers, printers, scanner, and miscellaneous equipment	5,000
2140	<b>Office Supplies:</b> Special and general office supplies needed to maintain operation of department and divisions	15,000
2141	<b>Postage:</b> Mailing postage expenses	5,000



# COMMUNITY DEVELOPMENT ADMINISTRATION

## ACTIVITY DETAIL

Account Number	Description	FY 23-24 COST
2170	<b>Special Materials &amp; Supplies:</b> Supplies for records retention project, special projects/presentations, drafting/graphics supplies, plan reproduction, and other materials	12,000
2190	<b>Telephone &amp; Fax:</b> Telephone usage	27,200
2250	<b>Training:</b> Training opportunities as appropriate for staff	6,000
2490	<b>Bank Services Charges:</b> Charges incurred through credit card transactions	70,000
3870	<b>Capital Outlay - Office Furniture:</b> New furniture to complete remodeled office space	6,750
264-2080	<b>Contract Services - Non-Classified:</b> Online Permitting Services	138,000
435-2080 Bond Proceeds	<b>Contract Services - Non-Classified:</b>	195,000
	<i>Economic development services</i>	125,000
	<i>Construction development services</i>	50,000
	<i>Studies</i>	20,000
746-2152	<b>Vehicle Lease:</b> Annual lease payment for (1) vehicle	7,258

# COMMUNITY DEVELOPMENT

BUDGET UNIT	ACCT	DESCRIPTION	FY 21-22 ACTUAL	FY 22-23 BUDGET	FY 22-23 Actuals Thru 2/21/23	ESTIMATED ACTUAL FY 22-23	FY 23-24 BUDGET	BUDGET VARIANCE FY24 vs. FY23	%
101-61-6101	1020	SALARIES & WAGES	441,852	432,818	241,825	382,216	401,932	(30,886)	-7%
101-61-6101	1030	PART TIME WAGES	-	-	-	-	58,000	58,000	-
101-61-6101	1040	OVERTIME SALARY & WAGES	62	-	413	653	-	-	-
101-61-6101	1049	BI-LINGUAL/CERTIFICATION PAY	1,897	1,950	528	834	650	(1,300)	-67%
101-61-6101	1052	AUTO ALLOWANCE	4,217	4,620	2,586	4,433	4,320	(300)	-6%
101-61-6101	1060	PAID SICK LEAVE	-	-	-	1,449	3,900	3,900	-
101-61-6101	1065	ACCRUED PAID VACATION	6,932	15,700	2,060	15,860	21,000	5,300	34%
101-61-6101	1070	PAID SICK LEAVE ON TERMINATION	1,054	-	684	684	-	-	-
101-61-6101	1078	MANAGEMENT BENEFIT 401A	5,595	5,576	3,820	6,038	5,855	279	5%
101-61-6101	1080	MEDICARE	5,674	7,244	3,037	5,976	7,375	131	2%
101-61-6101	1081	MGMT BENEFIT/MEDICAL	13,435	12,143	7,678	12,135	12,884	741	6%
101-61-6101	1083	PERS - EMPLOYER PORTION	163,709	172,286	87,868	138,879	158,082	(14,204)	-8%
101-61-6101	1085	LIFE INSURANCE	1,278	1,780	698	1,196	1,558	(222)	-12%
101-61-6101	1088	LONG-TERM DISABILITY INSURANCE	3,925	4,642	2,276	3,902	4,060	(582)	-13%
101-61-6101	1090	MEDICAL INS - FT EMPLOYEES	55,594	46,965	29,207	50,069	47,614	649	1%
101-61-6101	1091	DENTAL INS - FT EMPLOYEES	6,181	4,672	2,619	4,489	3,504	(1,168)	-25%
101-61-6101	1092	VISION INS - FT EMPLOYEES	899	608	460	789	456	(152)	-25%
101-61-6101	1095	MEDICAL INS - RETIREES	111,707	123,100	56,993	114,000	139,700	16,600	13%
101-61-6101	1097	WORKER'S COMPENSATION	6,888	7,182	4,748	7,122	11,000	3,818	53%
<b>PERSONNEL EXPENDITURES:</b>			<b>831,109</b>	<b>841,286</b>	<b>447,500</b>	<b>750,726</b>	<b>881,890</b>	<b>40,604</b>	<b>5%</b>

# COMMUNITY DEVELOPMENT

BUDGET UNIT	ACCT	DESCRIPTION	FY 21-22 ACTUAL	FY 22-23 BUDGET	FY 22-23 Actuals Thru 2/21/23	ESTIMATED ACTUAL FY 22-23	FY 23-24 BUDGET	BUDGET VARIANCE FY24 vs. FY23	%
101-61-6101	2055	LEGAL ADVERTISING	4,107	3,000	3,680	4,950	3,400	400	13%
101-61-6101	2080	CONTRACT SVC/NON-CLASS	25,795	77,400	3,310	5,300	22,400	(55,000)	-71%
101-61-6101	2081	CONTRACT SVC/SPECIAL STUDY	-	75,000	-	75,000	75,000	-	0%
101-61-6101	2086	LEGAL SERVICES	-	5,000	-	5,000	5,000	-	0%
101-61-6101	2110	CONFERENCES & MEETINGS	4,374	12,900	6,772	11,607	12,900	-	0%
101-61-6101	2111	MEMBERSHIPS	1,545	1,800	-	1,800	3,600	1,800	100%
101-61-6101	2130	OFFICE EQPT MTCE	3,459	2,500	847	1,450	5,000	2,500	100%
101-61-6101	2140	OFFICE SUPPLIES	10,987	13,000	4,718	11,000	15,000	2,000	15%
101-61-6101	2141	POSTAGE	2,141	5,000	1,511	2,500	5,000	-	0%
101-61-6101	2170	SPECIAL MAT'LS-SUPPLIES	4,348	5,000	5,447	2,900	12,000	7,000	140%
101-61-6101	2177	LA CO.CLERK-ENVIR.FILING	482	2,500	227	1,500	2,500	-	0%
101-61-6101	2190	TELEPHONE & FAX	11,299	11,500	7,204	25,200	27,200	15,700	137%
101-61-6101	2225	VEHICLE MTCE - LEASED VEH	-	180	-	78	471	291	162%
101-61-6101	2220	VEHICLE MTCE & SUPPLIES	-	-	312	1,140	1,197	1,197	-
101-61-6101	2240	DUPLICATING SERVICE CHG	1,740	11,600	1,002	6,000	11,600	-	0%
101-61-6101	2250	TRAINING EXPENSE	3,464	3,000	-	3,000	6,000	3,000	100%
101-61-6101	2490	BANK SERVICE CHARGES	36,848	35,000	20,287	35,000	70,000	35,000	100%
<b>OPERATING EXPENDITURES:</b>			<b>110,590</b>	<b>264,380</b>	<b>55,318</b>	<b>193,425</b>	<b>278,268</b>	<b>13,888</b>	<b>5%</b>
101-61-6101	3860	C/O-OFFICE EQUIPMENT	3,110	4,000	3,138	4,000	4,000	-	0%
101-61-6101	3870	C/O OFFICE FURNITURE	320	10,000	1,867	2,750	6,750	(3,250)	-33%
<b>CAPITAL OUTLAY EXPENDITURES:</b>			<b>3,430</b>	<b>14,000</b>	<b>5,006</b>	<b>6,750</b>	<b>10,750</b>	<b>(3,250)</b>	<b>-23%</b>
<b>GENERAL FUND - TOTAL:</b>			<b>945,129</b>	<b>1,119,666</b>	<b>507,824</b>	<b>950,901</b>	<b>1,170,908</b>	<b>51241.7609</b>	<b>5%</b>

# COMMUNITY DEVELOPMENT

BUDGET UNIT	ACCT	DESCRIPTION	FY 21-22 ACTUAL	FY 22-23 BUDGET	FY 22-23 Actuals Thru 2/21/23	ESTIMATED ACTUAL FY 22-23	FY 23-24 BUDGET	BUDGET VARIANCE FY24 vs. FY23	%
264-63-6101	2080	CONTRACT SVS - SB2 AWARD	-	230,000	46,108	132,216	138,000	(92,000)	-40%
SB2 AWARD GRANT TOTAL:			-	230,000	46,108	132,216	138,000	(92,000)	-40%
435-61-6101	2080	CONTRACT SVC/NON-CLASS	176,038	170,000	25,341	150,000	195,000	25,000	15%
RDA BONDS FUND - TOTAL:			176,038	170,000	25,341	150,000	195,000	25,000	15%
745-61-6101	3860	C/O-OFFICE EQUIPMENT	-	-	822	-	-	-	-
TECHNOLOGY UPGRADE FUND TOT/			-	-	822	-	-	-	-
746-61-6101	2152	VEHICLE LEASE	-	3,928	-	1,210	7,258	3,330	85%
VEHICLE & EQUIPMENT REPLACEMENT			-	3,928	-	1,210	7,258	3,330	85%
ALL FUNDS - TOTAL:			1,121,166	1,523,594	580,095	1,234,327	1,511,166	(12,428)	-1%

# BUILDING & SAFETY

(6102)



## Description of Activities

The Building and Safety Division ensures high standards of safety and service by reviewing plans, conducting inspections, and issuing permits for construction of, and improvements to, residential, commercial, and industrial structures. This division is responsible for the enforcement of the City's Building, Electrical, Plumbing and Mechanical Codes and other City, State, and Federal Codes related to the construction, alteration or remodeling of buildings within the City of Norwalk. Building & Safety staff conducts inspections of substandard properties and provides support to the Rehabilitation and Property Maintenance Appeals Board.

## Objectives

- Enhance the quality of life in Norwalk by providing for life-safety, safeguarding property, and protecting public welfare through consistent enforcement of the adopted building codes.
- Contribute to the City's economic development efforts by professionally administering a predictable and customer-focused construction plan review, permit and inspection processes for residential, commercial and industrial projects.
- Administer the construction waste management recycling program.
- Coordinate Building & Safety activities within the City with other divisions and departments.
- Provide training for staff to maintain required certifications and continuing education with currently adopted codes required in accordance with the State Health & Safety Code Section 18968.
- Provide over the counter plan check services for plan revisions and minor projects.
- Provide construction plan check services for residential and commercial projects.
- Provide Electronic Plan submittal and simple Permit online submittal.



# BUILDING AND SAFETY

## ACTIVITY DETAIL

Account Number	Description	FY 23-24 COST
2050	<b>Publications:</b> Code books and miscellaneous technical publications- new editions of Code in FY24	\$ 7,500
2070	<b>Contract Services - Classified:</b>  <i>Contract services plan check (65% of plan check)</i> <i>Onsite plan check services</i>	182,500  152,500 30,000
2080	<b>Contract Services - Non-Classified:</b>  <i>Plan scanning</i> <i>Substandard rehabilitation – board-ups</i> <i>Waste Tracking Online Service</i>	120,000  100,000 15,000 5,000
2089	<b>Computer Software Maintenance &amp; Support:</b> Electronic Plan Review Software - upgrade of online permitting	50,000
2111	<b>Memberships:</b> International Code Council (ICC), Los Angeles County Chapter of ICC, California Building Officials (CALBO), International Association of Electrical Inspectors (IAEI), International Association of Plumbing and Mechanical Officials (IAMPO), Orange Empire Chapter ICC, and National Fire Prevention Association (NFPA)	3,000
2250	<b>Training:</b> Certified Access Specialist Training Program per SB 1608	8,000



# **BUILDING AND SAFETY**

## **ACTIVITY DETAIL**

<b>Account Number</b>	<b>Description</b>	<b>FY 23-24 COST</b>
<b>746-2152</b>	<b>Vehicle Lease:</b> Annual lease payment for (3) vehicles	<b>22,532</b>
<b>264-2080</b>	<b>Contract Services - Non-Classified:</b> LEAP Grant - Online Permitting	<b>80,000</b>

# BUILDING & SAFETY

BUDGET UNIT	ACCT	DESCRIPTION	FY 21-22 ACTUAL	FY 22-23 BUDGET	FY 22-23 Actuals Thru 2/21/23	ESTIMATED ACTUAL FY 22-23	FY 23-24 BUDGET	BUDGET VARIANCE FY24 vs. FY23	%
101-61-6102	1020	SALARIES & WAGES	519,185	715,840	372,786	589,206	824,213	108,373	15%
101-61-6102	1030	PART TIME WAGES	24,676	97,588	30,522	48,242	42,543	(55,045)	-56%
101-61-6102	1040	OVERTIME SALARY & WAGES	534	200	1,990	3,145	1,000	800	400%
101-61-6102	1045	COMP TIME PAY	189	200	-	-	-	(200)	-100%
101-61-6102	1048	MEDICAL OPT-OUT-GEN. UNIT	-	200	-	-	-	(200)	-100%
101-61-6102	1049	BILINGUAL/CERTIFICATION PAY	659	650	1,714	2,709	2,600	1,950	300%
101-61-6102	1065	ACCRUED PAID VACATION	1,748	-	-	4,700	6,200	6,200	-
101-61-6102	1078	MANAGEMENT BENEFIT 401A	2,425	2,767	1,666	2,634	2,905	138	5%
101-61-6102	1080	MEDICARE	8,017	11,596	5,967	9,434	12,975	1,379	12%
101-61-6102	1081	MGMT BENEFIT/MEDICAL	13,010	14,420	7,988	12,626	15,299	879	6%
101-61-6102	1083	PERS - EMPLOYER PORTION	193,785	260,016	137,432	217,218	324,168	64,152	25%
101-61-6102	1084	UNIFORM ALLOWANCE	58	3,500	450	771	2,000	(1,500)	-43%
101-61-6102	1085	LIFE INSURANCE	675	1,045	424	727	718	(327)	-31%
101-61-6102	1088	LONG-TERM DISABILITY INSURANCE	4,057	6,906	2,882	4,941	8,326	1,420	21%
101-61-6102	1090	MEDICAL INS - FT EMPLOYEES	85,626	115,540	50,203	86,063	128,724	13,184	11%
101-61-6102	1091	DENTAL INS - FT EMPLOYEES	6,242	8,176	4,175	7,157	9,344	1,168	14%
101-61-6102	1092	VISION INS - FT EMPLOYEES	1,110	1,064	732	1,254	1,216	152	14%
101-61-6102	1097	WORKER'S COMPENSATION	15,396	16,506	9,960	14,940	11,500	(5,006)	-30%
PERSONNEL EXPENDITURES:			877,393	1,256,214	628,892	1,005,768	1,393,731	137,517	11%

# BUILDING & SAFETY

BUDGET UNIT	ACCT	DESCRIPTION	FY 21-22 ACTUAL	FY 22-23 BUDGET	FY 22-23 Actuals Thru 2/21/23	ESTIMATED ACTUAL FY 22-23	FY 23-24 BUDGET	BUDGET VARIANCE FY24 vs. FY23	%
101-61-6102	2050	PUBLICATIONS	779	7,500	2,871	5,000	7,500	-	0%
101-61-6102	2070	CONTRACT SVC-CLASSIFIED	225,978	192,500	33,627	100,000	182,500	(10,000)	-5%
101-61-6102	2080	CONTRACT SVC/NON-CLASS	143,864	185,600	56,830	150,000	120,000	(65,600)	-35%
101-61-6102	2089	COMP SYST MAINT & SUPPORT	-	-	-	-	50,000	50,000	-
101-61-6102	2111	MEMBERSHIPS	916	3,000	953	1,500	3,000	-	0%
101-61-6102	2190	TELEPHONE & FAX	1,000	1,000	-	1,000	2,000	1,000	100%
101-61-6102	2220	VEHICLE MTCE & SUPPLIES	9,274	7,000	4,699	13,885	15,279	8,279	118%
101-61-6102	2225	VEHICLE MTCE - LEASED VEH	133	300	269	864	1,345	1,045	348%
101-61-6102	2250	TRAINING EXPENSE	9,622	6,000	6,102	7,500	8,000	2,000	33%
OPERATING EXPENDITURES:			391,565	402,900	105,351	279,749	389,624	(13,276)	-3%
101-61-6102	3860	C/O-OFFICE EQUIPMENT	405	27,700	784	25,000	-	(27,700)	-100%
CAPITAL OUTLAY EXPENDITURES:			405	27,700	784	25,000	-	(27,700)	-100%
GENERAL FUND - TOTAL:			1,269,364	1,686,814	735,027	1,310,516	1,783,355	96,541	6%
745-61-6102	3860	C/O-OFFICE EQUIPMENT	-	16,450	1,765	1,765	-	(16,450)	-100%
CAPITAL OUTLAY EXPENDITURES:			-	16,450	1,765	1,765	-	(16,450)	-100%
TECHNOLOGY UPGRADE FUND TOTAL:			-	16,450	1,765	1,765	-	(16,450)	-100%

# BUILDING & SAFETY

BUDGET UNIT	ACCT	DESCRIPTION	FY 21-22 ACTUAL	FY 22-23 BUDGET	FY 22-23 Actuals Thru 2/21/23	ESTIMATED ACTUAL FY 22-23	FY 23-24 BUDGET	BUDGET VARIANCE FY24 vs. FY23	%
746-61-6102	2152	VEHICLE LEASE	2,668	8,953	5,344	10,436	22,532	13,579	152%
		VEHICLE & EQUIPMENT REPLACEMENT FUN	2,668	8,953	5,344	10,436	22,532	13,579	152%
264-63-6102	2080	CONTRACT SVC/NON-CLASS	-	-	-	-	80,000	80,000	-
		CA ENERGY COMMISSION GRANT TOTAL:	-	-	-	-	80,000	80,000	-
		<b>ALL FUNDS - TOTAL:</b>	<b>1,272,032</b>	<b>1,712,217</b>	<b>742,137</b>	<b>1,322,718</b>	<b>1,885,887</b>	<b>93,670</b>	<b>5%</b>

# PLANNING

(6105)



## **Description of Activities**

The Planning Division is responsible for all future and current land use planning; the administration of zoning regulations; compliance with the California Environmental Quality Act, State Planning Law and the requirements of other regulating agencies and for being responsive to public requests for information and assistance. The Division maintains and updates the General Plan based on community goals and objectives in order to provide for the steady and orderly growth of the community consistent with sound economic and environmental principles. The Planning Division is responsible for undertaking a broad array of special studies on topics of interest or concern to the City. It also assists in the City's efforts to attract and maintain businesses that contribute positively to the economic development of the City by supporting current business expansions and improvements and creating spaces to attract new business opportunities.

## **Objectives**

- Continue to guide the orderly development and continued revitalization of the community by maintaining and implementing the General Plan.
- Contribute to the City's economic development efforts by professionally administering predictable and customer-focused land use and planning review processes for residential, commercial and industrial projects.
- Involve the Public Safety Department in all design review processes to ensure a safe physical environment.
- Comprehensively update the General Plan and Housing Element in compliance with Federal and State Regulations, and provide for an annual review of the Housing Element by the Planning Commission and City Council.
- Continue to review and develop updates to the City's subdivision and zoning ordinances and to process zone changes, where necessary, to be consistent with the General Plan. To achieve consistency with the General Plan and Economic Development Opportunities by developing and implementing design standards for new or rehabilitated development to promote economic objectives.
- Develop strategies for specific areas of the City that will encourage development activity.



# PLANNING

## ACTIVITY DETAIL

Account Number	Description	FY 23-24 COST
2050	<b>Publications:</b> Planning advisory service and CEQA, Subdivision and State Planning Law handbooks	\$ 1,520
2080	<b>Contract Services - Classified:</b>  <i>Entitlement processing, code amendments, preparation of environmental documents, and general planning services</i> <i>GIS annual maintenance fee</i> <i>Consultant to assist with implementation City's housing element and planning database setup</i>	300,500  250,000 500 50,000
2111	<b>Memberships:</b>  (3) American Planning Association and American Institute of Certified Planners	3,500
2250	<b>Training:</b>  Training opportunities as appropriate for staff	4,000
3860	<b>Capital Outlay - Office Equipment:</b>  Upgrade computers to implement electronic plan review software; Licensing software for GIS and Adobe Pro	12,200
3870	<b>Capital Outlay - Office Furniture:</b>  New furniture to complete remodeled offices	15,000
264-2080	<b>Contract Services - Non-Classified:</b>  LEAP Grant - Various Planning Projects	448,000

# PLANNING

BUDGET UNIT	ACCT	DESCRIPTION	FY 21-22 ACTUAL	FY 22-23 BUDGET	FY 22-23 Actuals Thru 2/21/23	ESTIMATED ACTUAL FY 22-23	FY 23-24 BUDGET	BUDGET VARIANCE FY24 vs. FY23	%
101-61-6105	1020	SALARIES & WAGES	399,407	585,008	219,391	346,757	593,668	8,660	1%
101-61-6105	1030	PART TIME WAGES	-	41,278	4,238	6,699	42,543	1,266	3%
101-61-6105	1045	COMP TIME PAY	693	-	-	-	-	-	-
101-61-6105	1048	MEDICAL OPT-OUT-GEN. UNIT	5,835	7,200	4,065	6,969	7,200	-	0%
101-61-6105	1049	BILINGUAL/CERTIFICATION PAY	1,536	-	349	551	650	650	-
101-61-6105	1065	ACCRUED PAID VACATION	14,710	6,100	11,670	11,670	-	(6,100)	-100%
101-61-6105	1070	PAID SICK LEAVE ON TERMIN	2,173	-	3,952	3,952	-	-	-
101-61-6105	1078	MANAGEMENT BENEFIT 401A	1,844	2,912	1,729	2,732	3,058	146	5%
101-61-6105	1080	MEDICARE	6,199	8,872	3,579	5,500	8,863	(9)	0%
101-61-6105	1081	MGMT BENEFIT/MEDICAL	6,861	10,688	3,484	5,507	6,686	(4,002)	-37%
101-61-6105	1083	PERS - EMPLOYER PORTION	149,524	222,482	80,699	127,549	233,493	11,011	5%
101-61-6105	1085	LIFE INSURANCE	871	488	285	489	78	(410)	-84%
101-61-6105	1088	LONG-TERM DISABILITY INSURANCE	2,817	5,909	1,586	2,719	5,996	87	1%
101-61-6105	1090	MEDICAL INS - FT EMPLOYEES	36,101	76,800	10,907	18,698	50,220	(26,580)	-35%
101-61-6105	1090M	MEDICAL INS - MANAGEMENT	5,038	8,983	8,777	15,046	18,836	9,853	110%
101-61-6105	1091	DENTAL INS - FT EMPLOYEES	2,977	5,840	1,555	2,666	5,840	-	0%
101-61-6105	1092	VISION INS - FT EMPLOYEES	615	972	317	544	972	-	0%
101-61-6105	1097	WORKER'S COMPENSATION	8,640	9,105	5,496	8,244	8,200	(905)	-10%
101-61-6105	1999	ALLOCATED PAYROLL	(4,692)	-	-	-	-	-	-
<b>PERSONNEL EXPENDITURES:</b>			<b>641,149</b>	<b>992,637</b>	<b>362,078</b>	<b>566,290</b>	<b>986,303</b>	<b>(6,333)</b>	<b>-1%</b>

# PLANNING

BUDGET UNIT	ACCT	DESCRIPTION	FY 21-22 ACTUAL	FY 22-23 BUDGET	FY 22-23 Actuals Thru 2/21/23	ESTIMATED ACTUAL FY 22-23	FY 23-24 BUDGET	BUDGET VARIANCE FY24 vs. FY23	%
101-61-6105	2050	PUBLICATIONS	569	1,520	-	1,520	1,520	-	0%
101-61-6105	2080	CONTRACT SVC/NON-CLASS	340,768	300,500	133,936	250,000	300,500	-	0%
101-61-6105	2110	CONFERENCES & MEETINGS	3,006	-	-	-	2,500	2,500	-
101-61-6105	2111	MEMBERSHIPS	2,050	2,500	2,123	3,000	3,500	1,000	40%
101-61-6105	2170	SPECIAL MAT'LS-SUPPLIES	-	-	-	-	2,000	2,000	-
101-61-6105	2250	TRAINING EXPENSE	4,026	4,000	1,350	2,500	4,000	-	0%
<b>OPERATING EXPENDITURES:</b>			<b>350,419</b>	<b>308,520</b>	<b>137,409</b>	<b>257,020</b>	<b>314,020</b>	<b>5,500</b>	<b>2%</b>
101-61-6105	3860	C/O-OFFICE EQUIPMENT	1,661	12,200	1,674	9,000	12,200	-	0%
101-61-6105	3870	C/O-FURNITURE	-	15,000	-	-	15,000	-	0%
<b>CAPITAL OUTLAY EXPENDITURES:</b>			<b>1,661</b>	<b>27,200</b>	<b>1,674</b>	<b>9,000</b>	<b>27,200</b>	<b>-</b>	<b>0%</b>
<b>GENERAL FUND - TOTAL:</b>			<b>993,229</b>	<b>1,328,357</b>	<b>501,160</b>	<b>832,310</b>	<b>1,327,523</b>	<b>-833.3552</b>	<b>0%</b>
264-63-6105	2080	CONTRACT SVS - LEAP GRANT	-	500,000	27,469	52,136	448,000	(52,000)	-10%
<b>LEAP GRANT TOTAL:</b>			<b>-</b>	<b>500,000</b>	<b>27,469</b>	<b>52,136</b>	<b>448,000</b>	<b>(52,000)</b>	<b>-10%</b>
<b>ALL FUNDS - TOTAL:</b>			<b>993,229</b>	<b>1,828,357</b>	<b>528,629</b>	<b>884,446</b>	<b>1,775,523</b>	<b>(52,833)</b>	<b>-3%</b>

# HOUSING & NEIGHBORHOOD DEVELOPMENT



## Description of Activities

The Housing and Neighborhood Development Division includes the Norwalk Housing Authority (NHA) and Community Development Block Grant (CDBG) programs. Funding for the division's programs and operations is provided by the U.S. Department of Housing and Urban Development (HUD) and the City's housing bond funds. The division administers a wide range of programs to provide housing in a sound environment, principally for low and moderate income households. Programs include rental assistance, home improvement grants and loans, affordable housing development, capital improvement projects in low to moderate income areas and social service agency funding. A seven-person commission of which at least two must be tenant participants of the Section 8 program governs the housing authority (Section 8 Housing Choice Voucher Program).

## Objectives

- Maximize the use of funding provided by HUD by implementing all programs approved by the Housing Authority and City Council that are detailed in the 5-Year and Annual Public Housing Agency Plan, Consolidated Plan, and Annual Action Plan.
- Comply with current regulations and policy requirements at Federal, State, and local levels and monitor and respond to changes.
- Develop and implement a program to expend the City's affordable housing bond funds.
- Continue the Family Self-Sufficiency Program as grant funding is provided.
- Promote career development of staff through attendance at training workshops and professional meetings.
- Complete and submit all required federal reports: Annual Action Plans and Public Housing Agency Plans; Section 8 Management Assessment Program (SEMAP); application for CDBG & HOME funding; environmental review; Section 8 Family Report; Housing Authority Year-End Financial Data Schedule (FDS); and Consolidated Annual Performance and Evaluation Report (CAPER) year-end report.
- Further Fair Housing activities through a fair housing organization.
- Monitor CDBG sub recipients, affordable housing projects, Community Housing Development Organization (CHDO) projects, and loan agreements.
- Assist non-elderly persons with disabilities through the Mainstream Voucher program.
- Manage the Emergency Housing Voucher program to assist individuals and families who are experiencing homelessness at risk of homelessness, fleeing, or attempting to flee, domestic violence, dating violence, sexual assault, stalking or human trafficking.



**HOUSING AND NEIGHBORHOOD DEVELOPMENT**  
**COMMUNITY DEVELOPMENT BLOCK GRANT - PLANNING & ADMINISTRATION**  
**ACTIVITY DETAIL**

Account Number	Description	FY 23-24 COST
2080	<b>Contract Services - Non-Classified:</b>  <i>Annual Action plan &amp; CAPER consultant</i> <i>Fair Housing services</i> <i>Program monitoring</i>	\$ <b>49,500</b>  36,500 13,000 -
3860	<b>Capital Outlay - Office Equipment:</b>  Monitors (2) - New	<b>500</b>

# HOUSING AND NEIGHBORHOOD DEVELOPMENT

## CDBG FUND - PLANNING & ADMINISTRATION

BUDGET UNIT	ACCT	DESCRIPTION	FY 21-22 ACTUAL	FY 22-23 BUDGET	FY 22-23	ESTIMATED	FY 23-24 BUDGET	BUDGET	
					Actuals Thru 2/21/23	ACTUAL FY 22-23		VARIANCE FY24 vs. FY23	%
207-62-6201	1020	SALARIES & WAGES	78,476	99,803	45,998	72,702	103,741	3,938	4%
207-62-6201	1030	PART TIME WAGES	238	-	-	-	-	-	-
207-62-6201	1040	OVERTIME SALARY & WAGES	(10)	-	32	55	-	-	-
207-62-6201	1049	BILINGUAL/CERTIFICATION PAY	625	520	320	505	546	26	5%
207-62-6201	1052	AUTO ALLOWANCE	436	461	211	362	804	343	74%
207-62-6201	1054	CELLPHONE ALLOWANCE	6	-	4	6	-	-	-
207-62-6201	1060	PAID SICK LEAVE	772	500	43	885	1,000	500	100%
207-62-6201	1065	ACCRUED PAID VACATION	1,250	1,300	8,261	10,661	3,200	1,900	146%
207-62-6201	1076	DEFERRED COMP-457 PLAN	191	500	112	112	-	(500)	-100%
207-62-6201	1078	MANAGEMENT BENEFIT 401A	1,087	1,691	666	1,053	1,458	(233)	-14%
207-62-6201	1080	MEDICARE	1,218	1,562	812	1,252	1,652	90	6%
207-62-6201	1081	MGMT BENEFIT/MEDICAL	2,363	2,964	1,220	1,928	3,181	217	7%
207-62-6201	1083	PERS - EMPLOYER PORTION	29,491	37,960	16,965	26,814	40,806	2,846	7%
207-62-6201	1085	LIFE INSURANCE	248	365	137	235	327	(38)	-10%
207-62-6201	1088	LONG-TERM DISABILITY INSURANCE	678	1,009	418	716	1,046	37	4%
207-62-6201	1090	MEDICAL INS - FT EMPLOYEES	9,721	11,660	6,039	10,353	12,640	980	8%
207-62-6201	1090M	MEDICAL INS - MANAGEMENT	1,974	3,489	1,197	2,052	3,631	142	4%
207-62-6201	1091	DENTAL INS - FT EMPLOYEES	1,066	1,205	566	970	1,205	-	0%
207-62-6201	1092	VISION INS - FT EMPLOYEES	187	216	110	188	216	-	0%
207-62-6201	1097	WORKER'S COMPENSATION	1,488	1,552	936	1,404	1,300	(252)	-16%
207-62-6201	1098	OPEB - ACTIVE FT EMPLOYEES	10,600	20,000	-	20,000	30,000	10,000	50%
<b>PERSONNEL EXPENDITURES:</b>			<b>142,105</b>	<b>186,756</b>	<b>84,048</b>	<b>152,255</b>	<b>206,753</b>	<b>19,996</b>	<b>11%</b>

# HOUSING AND NEIGHBORHOOD DEVELOPMENT

## CDBG FUND - PLANNING & ADMINISTRATION

BUDGET UNIT	ACCT	DESCRIPTION	FY 21-22 ACTUAL	FY 22-23 BUDGET	FY 22-23 Actuals Thru 2/21/23	ESTIMATED ACTUAL FY 22-23	FY 23-24 BUDGET	BUDGET VARIANCE FY24 vs. FY23	%
207-62-6201	2055	LEGAL ADVERTISING	1,247	2,000	637	2,000	2,000	-	0%
207-62-6201	2080	CONTRACT SVC/NON-CLASS	45,278	63,000	6,337	49,500	49,500	(13,500)	-21%
207-62-6201	2086	LEGAL SERVICES	6,285	5,000	197	3,000	3,000	(2,000)	-40%
207-62-6201	2110	CONFERENCES & MEETINGS	-	1,000	-	1,500	2,000	1,000	100%
207-62-6201	2140	OFFICE SUPPLIES	2,544	2,000	939	2,000	2,000	-	0%
207-62-6201	2141	POSTAGE	1,138	1,200	479	1,200	1,200	-	0%
207-62-6201	2190	TELEPHONE & FAX	1,057	1,600	532	3,200	3,200	1,600	100%
207-62-6201	2220	VEHICLE MTCE & SUPPLIES	2,542	2,500	532	2,414	2,460	(40)	-2%
207-62-6201	2240	DUPLICATING SERVICE CHG	344	1,200	104	1,200	1,200	-	0%
207-62-6201	2250	TRAINING EXPENSE	2,216	1,500	295	1,500	2,000	500	33%
207-62-6201	2400	AUDIT FEES	1,781	570	-	570	570	-	0%
<b>OPERATING EXPENDITURES:</b>			<b>64,431</b>	<b>81,570</b>	<b>10,051</b>	<b>68,084</b>	<b>69,130</b>	<b>(12,440)</b>	<b>-15%</b>
207-62-6201	3820	C/O-AUTOMOTIVE EQUIPMENT	-	-	-	-	-	-	-
207-62-6201	3860	C/O-OFFICE EQUIPMENT	-	-	-	2,400	500	500	-
207-62-6201	3870	C/O-FURNITURE & FIXTURE	5,257	800	-	800	-	(800)	-100%
<b>CAPITAL OUTLAY EXPENDITURES:</b>			<b>5,257</b>	<b>800</b>	<b>-</b>	<b>3,200</b>	<b>500</b>	<b>(300)</b>	<b>-38%</b>
<b>CDBG FUND - PLANNING &amp; ADMIN TOTAL:</b>			<b>211,792</b>	<b>269,126</b>	<b>94,099</b>	<b>223,539</b>	<b>276,382</b>	<b>7,256</b>	<b>3%</b>



**HOUSING AND NEIGHBORHOOD DEVELOPMENT  
COMMUNITY DEVELOPMENT BLOCK GRANT - RESIDENTIAL &  
COMMERCIAL REHABILITATION & OTHER PROGRAMS**

**ACTIVITY DETAIL**

Account Number	Description	FY 23-24 COST
6207- 2123	<b>Business Incentive Program:</b> Business Incentive Program	\$ 580,000
6208-2080	<u><b>CARES ACT</b></u> <b>Contract Services - Non-Classified:</b> Consulting services related to CARES funding	3,000
6208- 2125	<b>Homeless Assistance:</b> Temporary emergency shelters for individuals and families	186,400
6204-2080	<u><b>OTHER PROGRAMS - CDBG</b></u> <b>Contract Services - Non-Classified:</b> Social Services Assistance Program - funds various social service agencies that are assisting Norwalk residents	84,000

# HOUSING AND NEIGHBORHOOD DEVELOPMENT

## CDBG FUND - RESIDENTIAL & COMMERCIAL REHABILITATION

BUDGET UNIT	ACCT	DESCRIPTION	FY 21-22 ACTUAL	FY 22-23 BUDGET	FY 22-23 Actuals Thru 2/21/23	ESTIMATED ACTUAL FY 22-23	FY 23-24 BUDGET	BUDGET VARIANCE FY24 vs. FY23	%
207-62-6202	1020	SALARIES & WAGES	145,375	155,965	70,726	111,786	160,646	4,681	3%
207-62-6202	1040	OVERTIME SALARY & WAGES	820	1,000	28	48	-	(1,000)	-100%
207-62-6202	1049	BILINGUAL/CERTIFICATION PAY	1,860	1,950	866	1,369	1,398	(553)	-28%
207-62-6202	1060	PAID SICK LEAVE	-	1,700	-	-	-	(1,700)	-100%
207-62-6202	1065	ACCRUED PAID VACATION	466	2,100	-	-	-	(2,100)	-100%
207-62-6202	1080	MEDICARE	2,147	2,344	1,035	1,641	2,349	5	0%
207-62-6202	1083	PERS - EMPLOYER PORTION	54,884	59,314	26,287	41,548	63,183	3,869	7%
207-62-6202	1085	LIFE INSURANCE	288	605	137	235	395	(210)	-35%
207-62-6202	1088	LONG-TERM DISABILITY INSURANCE	1,150	1,575	584	1,001	1,622	47	3%
207-62-6202	1090	MEDICAL INS - FT EMPLOYEES	22,594	23,508	11,256	19,296	31,959	8,451	36%
207-62-6202	1091	DENTAL INS - FT EMPLOYEES	1,722	2,512	784	1,344	2,512	-	0%
207-62-6202	1092	VISION INS - FT EMPLOYEES	328	327	156	267	327	-	0%
207-62-6202	1095	MEDICAL INS - RETIREES	38,025	42,400	19,628	39,300	44,600	2,200	5%
207-62-6202	1097	WORKER'S COMPENSATION	2,268	2,451	1,480	2,220	2,300	(151)	-6%
207-62-6202	1098	OPEB-FUTURE FTE RETIREES	800	800	-	800	1,500	700	88%
<b>PERSONNEL EXPENDITURES:</b>			<b>272,726</b>	<b>298,551</b>	<b>132,968</b>	<b>220,856</b>	<b>312,791</b>	<b>14,239</b>	<b>5%</b>
207-62-6202	2116	RESIDENTIAL LOANS/REBATES	407,623	600,000	330,231	600,000	600,000	-	0%
207-62-6202	2117	LEAD TESTING / ABATEMENT	37,895	40,000	34,198	40,000	40,000	-	0%
<b>OPERATING EXPENDITURES:</b>			<b>445,518</b>	<b>640,000</b>	<b>364,429</b>	<b>640,000</b>	<b>640,000</b>	<b>-</b>	<b>0%</b>

# HOUSING AND NEIGHBORHOOD DEVELOPMENT

## CDBG FUND - RESIDENTIAL & COMMERCIAL REHABILITATION

BUDGET UNIT	ACCT	DESCRIPTION	FY 21-22 ACTUAL	FY 22-23 BUDGET	FY 22-23 Actuals Thru 2/21/23	ESTIMATED ACTUAL FY 22-23	FY 23-24 BUDGET	BUDGET VARIANCE FY24 vs. FY23	%
207-62-6202	3860	C/O-OFFICE EQUIPMENT	-	-	1,236	-	-	-	-
		CAPITAL OUTLAY EXPENDITURES:	-	-	1,236	-	-	-	-
		RESIDENTIAL REHABILITATION TOTAL:	718,244	938,551	498,633	860,856	952,791	14,239	-223%
207-62-6207	2123	BUSINESS INCENTIVE PROGRAM	-	200,000	-	-	580,000	380,000	190%
		COMMERCIAL REHABILITATION PROGRAM TOTAL:	-	200,000	-	-	580,000	380,000	190%
		CDBG FUND - REHABILITATION PROGRAM TOTAL:	718,244	1,138,551	498,633	860,856	1,532,791	394,239	35%

# HOUSING AND NEIGHBORHOOD DEVELOPMENT

## CDBG FUND - RESIDENTIAL & COMMERCIAL REHABILITATION

BUDGET UNIT	ACCT	DESCRIPTION	FY 21-22 ACTUAL	FY 22-23 BUDGET	FY 22-23 Actuals Thru 2/21/23	ESTIMATED ACTUAL FY 22-23	FY 23-24 BUDGET	BUDGET VARIANCE FY24 vs. FY23	%
<b>CDBG FUND - CARES ACT</b>									
207-62-6208	2080	CONTRACT SVC/NON-CLASS	96,670	302,708	23,008	23,000	3,000	(299,708)	-99%
207-62-6208	2115	BUSINESS ASSISTANCE	19,775	68,032	-	-	-	(68,032)	-100%
207-62-6208	2125	HOMELESS ASSISTANCE	-	260,000	61,540	285,000	186,400	(73,600)	-28%
207-62-6208	2141	POSTAGE	-	-	4	4	-	-	-
207-62-6208	2240	DUPLICATING/LAMINATION	243	-	59	60	-	-	-
207-62-6208	2883	RENTAL & UTILITY ASSIST.	164,463	400,000	77,347	276,300	-	(400,000)	-100%
<b>OPERATING EXPENDITURES:</b>			<b>281,150</b>	<b>1,030,740</b>	<b>161,958</b>	<b>584,364</b>	<b>189,400</b>	<b>(841,340)</b>	<b>-82%</b>
<b>CDBG FUND - CARES ACT PROGRAM TOTAL:</b>			<b>281,150</b>	<b>1,030,740</b>	<b>161,958</b>	<b>584,364</b>	<b>189,400</b>	<b>(841,340)</b>	<b>-82%</b>
<b>CDBG FUND - OTHER PROGRAMS</b>									
207-62-6204	2080	SOCIAL SERVICES	65,615	115,591	35,922	110,590	84,000	(31,591)	-27%
207-40-4102	2883	RENTAL & UTILITY ASSISTANCE	39,545	65,000	41,077	65,000	65,000	-	0%
207-40-4102	2884	LODGING VOUCHERS	196	10,000	397	10,000	10,000	-	0%
<b>CDBG FUND - OTHER PROGRAMS TOTAL:</b>			<b>105,356</b>	<b>190,591</b>	<b>77,396</b>	<b>185,590</b>	<b>159,000</b>	<b>(31,591)</b>	<b>-17%</b>
<b>CDBG ALL PROGRAMS TOTAL:</b>			<b>1,104,750</b>	<b>2,359,882</b>	<b>737,987</b>	<b>1,630,810</b>	<b>1,881,191</b>	<b>(478,692)</b>	<b>-20%</b>
<b>CDBG TOTAL (ALL FUNDS) :</b>			<b>1,104,750</b>	<b>2,359,882</b>	<b>737,987</b>	<b>1,630,810</b>	<b>1,881,191</b>	<b>(478,692)</b>	<b>-20%</b>



# HOUSING AND NEIGHBORHOOD DEVELOPMENT - HOME PROGRAM

## ACTIVITY DETAIL

Account Number	Description	FY 23-24 COST
2080	<b>Contract Services - Non-Classified:</b>	\$ 20,000
	<i>Loan management services (cost split with Residential Rehab)</i>	2,000
	<i>First time home buyers management services</i>	18,000
2124	<b>First Time Home Buyers Program:</b>	200,000
	Program to assist first time home buyers	
2707	<b>Community Housing Development Organization (CHDO):</b>	100,126
	Required set-aside funds for non-profit community based organization to develop, sponsor and own affordable housing within the City of Norwalk	
6208-2080	<b>Contract Services - Non-Classified:</b>	118,394
	<i>HOME ARP Implementation and Grants Management Assistance</i>	

# HOUSING AND NEIGHBORHOOD DEVELOPMENT HOME PROGRAM

BUDGET UNIT	ACCT	DESCRIPTION	FY 21-22 ACTUAL	FY 22-23 BUDGET	FY 22-23 Actuals Thru 2/21/23	ESTIMATED ACTUAL FY 22-23	FY 23-24 BUDGET	BUDGET VARIANCE FY24 vs. FY23	%
208-62-6203	1020	SALARIES & WAGES	20,676	17,230	12,845	20,301	17,882	652	4%
208-62-6203	1030	PART TIME WAGES	238	-	-	-	-	-	-
208-62-6203	1040	OVERTIME SALARY & WAGES	(5)	-	3	5	-	-	-
208-62-6203	1049	BILINGUAL/CERTIFICATION PAY	164	130	72	114	98	(33)	-25%
208-62-6203	1054	CELLPHONE ALLOWANCE	(30)	-	-	-	-	-	-
208-62-6203	1065	ACCRUED PAID VACATION	27	-	-	500	800	800	-
208-62-6203	1074	EMPLOYEES' AWARDS	-	130	-	-	-	(130)	-100%
208-62-6203	1078	MANAGEMENT BENEFIT 401A	242	134	151	239	141	7	5%
208-62-6203	1080	MEDICARE	312	258	190	307	278	20	8%
208-62-6203	1081	MGMT BENEFIT/MEDICAL	423	176	184	291	194	18	10%
208-62-6203	1083	PERS - EMPLOYER PORTION	7,762	6,554	4,744	7,499	7,035	481	7%
208-62-6203	1085	LIFE INSURANCE	70	68	42	72	31	(37)	-54%
208-62-6203	1088	LONG-TERM DISABILITY INSURANCE	163	174	103	177	182	8	5%
208-62-6203	1090	MEDICAL INS - FT EMPLOYEES	1,494	1,782	869	1,490	2,314	532	30%
208-62-6203	1090M	MEDICAL INS - MANAGEMENT	2,083	1,168	1,271	2,179	1,225	57	5%
208-62-6203	1091	DENTAL INS - FT EMPLOYEES	259	236	138	237	236	-	0%
208-62-6203	1092	VISION INS - FT EMPLOYEES	54	43	31	54	43	-	0%
208-62-6203	1097	WORKER'S COMPENSATION	252	268	160	240	300	32	12%
208-62-6203	1098	OPEB-FUTURE FTE RETIREES	800	1,000	-	-	1,000	-	0%
<b>PERSONNEL EXPENDITURES:</b>			<b>34,984</b>	<b>29,351</b>	<b>20,805</b>	<b>33,705</b>	<b>31,758</b>	<b>2,407</b>	<b>8%</b>

# HOUSING AND NEIGHBORHOOD DEVELOPMENT HOME PROGRAM

BUDGET UNIT	ACCT	DESCRIPTION	FY 21-22 ACTUAL	FY 22-23 BUDGET	FY 22-23 Actuals Thru 2/21/23	ESTIMATED ACTUAL FY 22-23	FY 23-24 BUDGET	BUDGET VARIANCE FY24 vs. FY23	%
208-62-6203	2080	CONTRACT SVC/NON-CLASS	2,093	93,900	1,046	20,000	20,000	(73,900)	-79%
208-62-6203	2086	LEGAL SERVICES	-	2,000	-	-	1,000	(1,000)	-50%
208-62-6203	2118	AFFORDABLE HOUSING PROGRAM	-	5,200	-	-	-	(5,200)	-100%
208-62-6203	2119	HOME REPAIR	13,805	221,400	163,910	164,000	-	(221,400)	-100%
208-62-6203	2121	SECURITY DEPOSIT ASSISTANCE	26,872	921,000	30,150	30,150	30,000	(891,000)	-97%
208-62-6203	2124	FIRST TIME HOME BUYER	32,888	199,300	-	-	200,000	700	0%
208-62-6203	2707	CHDO	-	105,040	-	-	100,126	(4,914)	-5%
<b>OPERATING EXPENDITURES:</b>			<b>76,458</b>	<b>1,548,840</b>	<b>195,106</b>	<b>214,150</b>	<b>352,126</b>	<b>(1,196,714)</b>	<b>-77%</b>
208-62-6208	2118	AFFORDABLE HOUSING PROGRAM	-	-	-	-	1,108,746	1,108,746	-
208-62-6208	2080	CONTRACT SVC/NON-CLASS	-	65,800	-	4,800	118,394	52,594	80%
<b>HOME ARP FUNDS:</b>			<b>-</b>	<b>65,800</b>	<b>-</b>	<b>4,800</b>	<b>1,227,140</b>	<b>(35,374)</b>	<b>-54%</b>
<b>HOME FUND TOTAL:</b>			<b>110,641</b>	<b>1,642,991</b>	<b>215,911</b>	<b>252,655</b>	<b>1,610,024</b>	<b>(32,967)</b>	<b>-2%</b>



**HOUSING AND NEIGHBORHOOD DEVELOPMENT -  
HOUSING AUTHORITY**  
**ACTIVITY DETAIL**

Account Number	Description	FY 23-24 COST
2080	<p><b>Contract Services - Non-Classified:</b></p> <p><i>Software licenses</i></p> <p><i>Work number income verification system</i></p> <p><i>Lead-based paint testing to comply with HUD requirements</i></p> <p><i>Hearing officer expense</i></p> <p><i>Tenant credit check service</i></p> <p><i>FBI reports</i></p> <p><i>Fingerprinting services</i></p> <p><i>Property information reports</i></p> <p><i>Off-site records storage</i></p> <p><i>Language services</i></p> <p><i>Electronic signature services</i></p>	<p><b>\$ 43,500</b></p> <p>1,000</p> <p>14,000</p> <p>1,000</p> <p>15,300</p> <p>1,000</p> <p>3,500</p> <p>2,500</p> <p>1,000</p> <p>1,200</p> <p>1,000</p> <p>2,000</p>
2110	<p><b>Conferences &amp; Meetings:</b></p> <p>Annual and Spring meetings of the National Association of Housing &amp; Redevelopment Officials; quarterly Housing Authority Finance Director's meeting; State and National legislative conferences; and miscellaneous seminars</p>	<p><b>4,000</b></p>
2111	<p><b>Memberships:</b></p> <p>California Association of Housing Authorities (CAHA), Housing Authority Association of Southern California (HAASC), and National Association of Housing &amp; Redevelopment Officials (national and southwest regional chapters), and Apartment Association</p>	<p><b>2,200</b></p>



# HOUSING AND NEIGHBORHOOD DEVELOPMENT - HOUSING AUTHORITY

## ACTIVITY DETAIL

Account Number	Description	FY 23-24 COST
2141	<b>Postage:</b> Mailing of annual appointment letters; verifications, forms and contracts; appointment letters for mass intake and voucher briefing sessions; waiting list correspondence and other program promotional materials; waiting list update letters	10,000
2152	<b>Vehicle Lease:</b> Annual lease payment for (2) vehicles	14,515
2170	<b>Special Materials &amp; Supplies:</b> Supplies for hosting FSS meetings, landlord outreach, and other events	3,000
2250	<b>Training:</b> Professional development training for staff	10,000
2400	<b>Audit Fees:</b> Contract with independent accountants for accounting and auditing services	3,170

# HOUSING AND NEIGHBORHOOD DEVELOPMENT

BUDGET UNIT	ACCT	DESCRIPTION	FY 21-22 ACTUAL	FY 22-23 BUDGET	FY 22-23 Actuals Thru 2/21/23	ESTIMATED ACTUAL FY 22-23	FY 23-24 BUDGET	BUDGET VARIANCE FY24 vs. FY23	%
FSS GRANT PROGRAM:								-	
262-63-6301	1020A	SALARIES & WAGES	17,321	33,672	7,710	12,186	20,165	(13,507)	-40%
262-63-6301	1045A	COMP TIME PAY	-	-	89	140	-	-	-
262-63-6301	1049A	BILINGUAL/CERTIFICATION PAY	-	65	26	42	163	98	150%
262-63-6301	1060A	PAID SICK LEAVE	-	3,200	-	-	-	(3,200)	-100%
262-63-6301	1080A	MEDICARE	235	535	113	182	294	(241)	-45%
262-63-6301	1083A	PERS - EMPLOYER PORTION	6,464	12,806	2,840	4,488	7,931	(4,875)	-38%
262-63-6301	1085A	LIFE INSURANCE	67	132	13	22	4	(128)	-97%
262-63-6301	1088A	LONG-TERM DISABILITY INSURANCE	155	340	41	71	204	(136)	-40%
262-63-6301	1090A	MEDICAL INS - FT EMPLOYEES	5,097	8,517	1,319	2,261	2,303	(6,214)	-73%
262-63-6301	1091A	DENTAL INS - FT EMPLOYEES	310	526	58	100	292	(234)	-44%
262-63-6301	1092A	VISION INS - FT EMPLOYEES	40	70	8	13	38	(32)	-46%
262-63-6301	1097A	WORKER'S COMPENSATION	6,192	530	320	213	500	(30)	-6%
262-63-6301	1098A	OPEB-FUTURE FTE RETIREES	1,200	1,200	-	1,200	2,000	800	67%
FSS GRANT PROGRAM TOTAL:			37,081	61,593	12,704	21,085	33,894	(27,699)	-45%

# HOUSING AND NEIGHBORHOOD DEVELOPMENT

BUDGET UNIT	ACCT	DESCRIPTION	FY 21-22 ACTUAL	FY 22-23 BUDGET	FY 22-23 Actuals Thru 2/21/23	ESTIMATED ACTUAL FY 22-23	FY 23-24 BUDGET	BUDGET VARIANCE FY24 vs. FY23	%
<b>NHA - VOUCHER ASSISTANCE PROGRAM:</b>									
262-63-6302	1020A	SALARIES & WAGES	352,350	413,330	191,061	-	429,987	16,657	4%
262-63-6302	1045A	COMP TIME PAY	-	-	89	-	-	-	-
262-63-6302	1048A	MEDICAL OPT-OUT-GEN	212	-	70	-	-	-	-
262-63-6302	1049A	BILINGUAL/CERTIFICATION PAY	1,912	1,885	1,371	-	3,003	1,118	59%
262-63-6302	1054A	CELLPHONE ALLOWANCE	1	-	-	-	-	-	-
262-63-6302	1060A	PAID SICK LEAVE	1,792	-	-	-	-	-	-
262-63-6302	1065A	ACCRUED PAID VACATION	-	4,400	211	3,211	4,600	200	5%
262-63-6302	1070A	PAID SICK LEAVE ON TERMIN	-	-	67	-	-	-	-
262-63-6302	1078A	MANAGEMENT BENEFIT 401A	1,288	1,601	830	-	1,681	80	5%
262-63-6302	1080A	MEDICARE	5,020	6,139	2,732	-	12,638	6,499	106%
262-63-6302	1081A	MGMT BENEFIT/MEDICAL	2,273	2,101	1,010	-	2,317	216	10%
262-63-6302	1083A	PERS - EMPLOYER PORTION	131,859	157,192	70,616	-	169,117	11,925	8%
262-63-6302	1085A	LIFE INSURANCE	1,022	1,388	380	-	783	(605)	-44%
262-63-6302	1088A	LONG-TERM DISABILITY INSURANCE	2,804	4,174	1,336	-	4,342	168	4%
262-63-6302	1090A	MEDICAL INS - FT EMPLOYEES	82,198	88,719	35,632	-	75,595	(13,124)	-15%
262-63-6302	1090MA	MEDICAL INS - MANAGEMENT	11,340	14,014	6,872	-	14,692	678	5%
262-63-6302	1091A	DENTAL INS - FT EMPLOYEES	4,250	6,319	2,165	-	6,553	234	4%
262-63-6302	1092A	VISION INS - FT EMPLOYEES	872	950	420	-	980	30	3%
262-63-6302	1095A	MEDICAL INS - RETIREES	23,416	26,100	16,033	32,100	43,400	17,300	66%
262-63-6302	1097A	WORKER'S COMPENSATION	8,100	8,585	5,184	-	7,700	(885)	-10%
262-63-6302	1098A	OPEB-FUTURE FTE RETIREES	18,400	18,400	-	18,400	50,000	31,600	172%
262-63-6302	1999A	ALLOCATED PAYROLL	3,967	-	-	-	-	-	-
<b>PERSONNEL EXPENDITURES:</b>			<b>653,076</b>	<b>755,297</b>	<b>336,078</b>	<b>56,262</b>	<b>827,388</b>	<b>72,091</b>	<b>10%</b>

# HOUSING AND NEIGHBORHOOD DEVELOPMENT

BUDGET UNIT	ACCT	DESCRIPTION	FY 21-22 ACTUAL	FY 22-23 BUDGET	FY 22-23 Actuals Thru 2/21/23	ESTIMATED ACTUAL FY 22-23	FY 23-24 BUDGET	BUDGET VARIANCE FY24 vs. FY23	%
262-63-6302	2050	PUBLICATIONS	1,735	1,500	329	500	1,500	-	0%
262-63-6302	2055	LEGAL ADVERTISING	1,805	3,000	232	-	3,000	-	0%
262-63-6302	2080	CONTRACT SVC/NON-CLASS	46,582	43,500	36,399	40,000	43,500	-	0%
262-63-6302	2086	LEGAL SERVICES	4,954	6,000	1,737	2,500	6,000	-	0%
262-63-6302	2110	CONFERENCES & MEETINGS	195	4,000	-	-	4,000	-	0%
262-63-6302	2111	MEMBERSHIPS	1,929	2,200	1,775	2,200	2,200	-	0%
262-63-6302	2130	OFFICE EQUIPMENT MAINTENANCE	1,050	900	455	2,400	2,400	1,500	167%
262-63-6302	2140	OFFICE SUPPLIES	8,105	8,000	3,139	8,000	8,000	-	0%
262-63-6302	2141	POSTAGE	4,574	10,000	2,366	10,000	10,000	-	0%
262-63-6302	2152	VEHICLE LEASE	-	7,857	-	2,419	14,515	6,658	85%
262-63-6302	2170	SPECIAL MATERIALS & SUPPLIES	2,420	4,000	950	2,000	3,000	(1,000)	-25%
262-63-6302	2190	TELEPHONE & FAX	3,639	5,600	1,288	11,700	11,700	6,100	109%
262-63-6302	2220	VEHICLE MTCE & SUPPLIES	5,735	5,200	3,091	4,780	5,019	(181)	-3%
262-63-6302	2225	VEHICLE MTCE - LEASED VEH	-	360	-	157	941	581	161%
262-63-6302	2240	DUPLICATING SERVICE CHG	2,189	3,500	370	3,500	3,500	-	0%
262-63-6302	2250	TRAINING EXPENSE	2,852	6,000	7,588	10,000	10,000	4,000	67%
262-63-6302	2400	0	7,536	3,170	-	-	3,170	-	0%
262-63-6302	2449	DAMAGE MITIGATION FUND	-	10,000	-	-	-	(10,000)	-100%
262-63-6302	2490	BANK SERVICE CHARGE	888	1,000	508	1,000	1,000	-	0%
262-63-6302	2491	INTEREST EXPENSE	20	-	10	10	-	-	-
262-63-6302	2495	FSS ESCROW HAP	20,366	24,000	15,362	24,000	20,000	(4,000)	-17%
262-63-6302	2496	PORT-IN HAPP	24,247	21,600	13,368	21,600	20,000	(1,600)	-7%
262-63-6302	2497	HOUSING ASSISTANCE PAY	6,940,703	6,345,000	4,265,733	6,345,000	7,000,000	655,000	10%
262-63-6302	2498	PORT-OUT ADMIN	15,834	20,000	6,392	20,000	20,000	-	0%
262-63-6302	2499	PORT-OUT HAPP	304,285	340,000	130,715	340,000	340,000	-	0%
<b>OPERATING EXPENDITURES:</b>			<b>7,401,643</b>	<b>6,876,387</b>	<b>4,491,808</b>	<b>6,851,767</b>	<b>7,533,445</b>	<b>657,058</b>	<b>10%</b>

# HOUSING AND NEIGHBORHOOD DEVELOPMENT

BUDGET UNIT	ACCT	DESCRIPTION	FY 21-22 ACTUAL	FY 22-23 BUDGET	FY 22-23 Actuals Thru 2/21/23	ESTIMATED ACTUAL FY 22-23	FY 23-24 BUDGET	BUDGET VARIANCE FY24 vs. FY23	%
-------------	------	-------------	-----------------	-----------------	-------------------------------	---------------------------	-----------------	-------------------------------	---

262-63-6302	3860	C/O- OFFICE EQUIPMENT	2,121	-	-	-	-	-	-
CAPITAL OUTLAY EXPENDITURES:			2,121	-	-	-	-	-	-
NHA - VOUCHER ASSISTANCE PROGRAM TOTAL:			8,056,840	7,631,684	4,827,886	6,908,029	8,360,833	729,150	10%

## MAINSTREAM 5

262-63-6305	2497	HOUSING ASSISTANCE PAY	77,068	-	55,706	63,406	100,000	100,000	-
MAINSTREAM 5 TOTAL:			77,068	-	55,706	63,406	100,000	100,000	-

## EMERGENCY HOUSING VOUCHER PROGRAM (EHV)

263-63-6308	1020A	SALARIES & WAGES	14,831	77,556	15,087	23,846	79,912	2,356	3%
263-63-6308	1040	OVERTIME SALARY & WAGES	-	-	118	-	-	-	-
263-63-6308	1049A	BILINGUAL/CERTIFICATION PAY	-	-	117	185	644	644	-
263-63-6308	1065	ACCRUED PAID VACATION	-	-	169	169	-	-	-
263-63-6308	1070	PAID SICK LEAVE ON TERMINATION	-	-	54	-	-	-	-
263-63-6308	1078A	MANAGEMENT BENEFIT 401A	-	-	-	-	421	421	-
263-63-6308	1080A	MEDICARE	195	-	223	351	1,183	1,183	-
263-63-6308	1081A	MGMT BENEFIT/MEDICAL	-	-	-	-	580	580	-
263-63-6308	1082A	PERS - EMPLOYEES' PORTION	-	-	-	-	-	-	-
263-63-6308	1083A	PERS - EMPLOYER PORTION	5,534	-	5,583	8,824	31,431	31,431	-

# HOUSING AND NEIGHBORHOOD DEVELOPMENT

BUDGET UNIT	ACCT	DESCRIPTION	FY 21-22 ACTUAL	FY 22-23 BUDGET	FY 22-23 Actuals Thru 2/21/23	ESTIMATED ACTUAL FY 22-23	FY 23-24 BUDGET	BUDGET VARIANCE FY24 vs. FY23	%
263-63-6308	1085A	LIFE INSURANCE	56	-	35	60	126	126	-
263-63-6308	1088A	LONG-TERM DISABILITY INSURANCE	130	-	99	171	807	807	-
263-63-6308	1090A	MEDICAL INS - FT EMPLOYEES	4,114	-	2,204	3,778	6,173	6,173	-
263-63-6308	1090MA	MEDICAL INS - MANAGEMENT	-	-	-	-	3,673	3,673	-
263-63-6308	1091A	DENTAL INS - FT EMPLOYEES	250	-	140	241	959	959	-
263-63-6308	1092A	VISION INS - FT EMPLOYEES	32	-	19	32	157	157	-
263-63-6308	1093	MEDICAL INS - PT EMPLOYEES	-	-	-	-	-	-	-
263-63-6308	1094	DENTAL INS - PT EMPLOYEES	-	-	-	-	-	-	-
263-63-6308	1095	MEDICAL INS - RETIREES	-	-	-	-	-	-	-
263-63-6308	1096	UNEMPLOYMENT INSURANCE	-	-	-	-	-	-	-
263-63-6308	1097A	WORKER'S COMPENSATION	-	-	736	1,104	1,100	1,100	-
<b>PERSONNEL EXPENDITURES:</b>			<b>25,142</b>	<b>77,556</b>	<b>24,584</b>	<b>38,760</b>	<b>127,165</b>	<b>49,609</b>	<b>64%</b>
263-63-6308	2121	SECURITY DEPOSIT ASSIST	500	63,000	23,493	25,000	20,000	(43,000)	-68%
263-63-6308	2497	HOUSING ASSISTANCE PAY	8,761	-	-	125,000	500,000	500,000	-
<b>OPERATING EXPENDITURES:</b>			<b>9,261</b>	<b>63,000</b>	<b>23,493</b>	<b>150,000</b>	<b>520,000</b>	<b>457,000</b>	<b>725%</b>
<b>EMERGENCY HOUSING VOUCHER PROGRAM (EHV) TOTAL:</b>			<b>34,403</b>	<b>140,556</b>	<b>48,077</b>	<b>188,760</b>	<b>647,165</b>	<b>506,609</b>	<b>360%</b>
<b>HOUSING PROGRAM TOTAL:</b>			<b>8,200,623</b>	<b>7,833,833</b>	<b>4,944,373</b>	<b>7,181,279</b>	<b>9,141,893</b>	<b>1,208,059</b>	<b>15%</b>



# SUCCESSOR AGENCY - HOUSING ADMINISTRATION

## ACTIVITY DETAIL

Account Number	Description	FY 23-24 COST
2080	Contract Services - Non-Classified: Rapid Rehousing Program	\$ 75,300
2086	Legal Services: Fair Housing Plan and Consolidated Plan	4,000

# SUCCESSOR AGENCY HOUSING ADMINISTRATION

BUDGET UNIT	ACCT	DESCRIPTION	FY 21-22 ACTUAL	FY 22-23 BUDGET	FY 22-23 Actuals Thru 2/21/23	ESTIMATED ACTUAL FY 22-23	FY 23-24 BUDGET	BUDGET VARIANCE FY24 vs. FY23	%
261-63-6303	1020	REG SALARIES & WAGES	42,461	13,340	26,885	42,493	14,008	668	5%
261-63-6303	1065	ACCRUED PAID VACATION	-	-	-	1,700	2,700	2,700	-
261-63-6303	1078	MANAGEMENT BENEFIT 401A	849	267	538	850	281	14	5%
261-63-6303	1080	MEDICARE	638	202	400	653	252	50	25%
261-63-6303	1081	MGMT BENEFIT/MEDICAL	1,483	351	653	1,032	387	36	10%
261-63-6303	1083	PERS - EMPLOYER'S PORTION	15,837	5,074	9,874	15,606	5,510	436	9%
261-63-6303	1085	LIFE INSURANCE	137	52	91	156	2	(50)	-96%
261-63-6303	1088	LONG TERM DISABILITY	325	135	210	361	141	6	4%
261-63-6303	1090M	MEDICAL INS - MANAGEMENT	7,290	2,336	4,475	7,671	2,449	113	5%
261-63-6303	1091	DENTAL INS - FT EMPLOYEES	390	117	225	385	117	-	0%
261-63-6303	1092	VISION INS - FT EMPLOYEES	121	37	71	122	37	-	0%
261-63-6303	1097	WORKER'S COMPENSATION	204	206	128	192	200	(6)	-3%
<b>PERSONNEL EXPENDITURES:</b>			<b>69,735</b>	<b>22,117</b>	<b>43,549</b>	<b>71,221</b>	<b>26,084</b>	<b>3,967</b>	<b>18%</b>
261-63-6303	2080	CONTRACT SVC/NON-CLASS	69,616	75,000	69,148	75,150	75,300	300	0%
261-63-6303	2086	LEGAL SERVICES	-	4,000	-	-	4,000	-	0%
<b>OPERATING EXPENDITURES:</b>			<b>69,616</b>	<b>79,000</b>	<b>69,148</b>	<b>75,150</b>	<b>79,300</b>	<b>300</b>	<b>0%</b>
<b>SUCCESSOR AGENCY HOUSING ADMINISTRATION SUBTOTAL:</b>			<b>139,351</b>	<b>101,117</b>	<b>112,698</b>	<b>146,371</b>	<b>105,384</b>	<b>4,267</b>	<b>4%</b>

# COMMUNITY IMPROVEMENTS PROGRAM

BUDGET UNIT	ACCT	DESCRIPTION	FY 21-22 ACTUAL	FY 22-23 BUDGET	FY 22-23 Actuals Thru 2/21/23	ESTIMATED ACTUAL FY 22-23	FY 23-24 BUDGET	BUDGET VARIANCE FY24 vs. FY23	%
266-62-6202	2230	PROGRAMS & ACTIVITIES	-	2,000,000	858	499,500	1,510,000	(490,000)	-25%
266-62-6202	2240	DUPLICATING/LAMINATION	-	-	323	500	-	-	-
<b>COMMUNITY IMPROVEMENT FUND PROGRAM TOTAL:</b>			-	2,000,000	1,181	500,000	1,510,000	(490,000)	-25%

12700 NORWALK CITY HALL

# TRANSIT





# Transit

77 Full Time Staff, 64,226 Part Time Hours

## Executive Director of Regional Transportation

Office Assistant III

Payroll Personnel Technician

Transit Administrative Specialist

Office Assistant II

Transit Administration Officer  
*Administration*

Fleet Maintenance Manager  
*Vehicle Maintenance*

Manager of Transit Operations  
*Operations*

Office Assistant I (PT)

Storekeeper II

Office Assistant II

Transit Administrative Specialist

Office Assistant II

Office Assistant I

Management Analyst

Senior Management Analyst (2)

Transit Administrative Specialist

Fleet Maintenance Supervisor

Senior TOS

Office Assistant I

Office Assistant I  
(2 PT)

Lead Mechanic

Mechanic (8)

Mechanic Trainee (PT)

Equipment Service Helper II (6 PT)

Equipment Service Helper (PT)

TOS (1)/TOS II (6)

Bus Operator (40)

Bus Operator (25 PT)

Dispatcher (PT)

Safety & Training Coordinator

## CITY OF NORWALK

### ALL FUNDS - FULL TIME POSITIONS AND PART TIME HOURS

Position Title	Budget FY 22-23		Budget FY 23-24		Variance FY'24 vs FY'23	
	Full Time Positions	Part Time Hours	Full Time Positions	Part Time Hours	Full Time Positions	Part Time Hours
Transit & Vehicle Maintenance						
Executive Director of Regional Transportation	1	-	1	-	-	-
Transit Administration Officer	1	-	1	-	-	-
Senior Management Analyst	4	-	2	-	(2)	-
Management Analyst	-	-	1	-	1	-
Payroll Personnel Technician	1	-	1	-	-	-
Office Assistant III	1	-	1	-	-	-
Office Assistant II	3	-	3	-	-	-
Office Assistant I	1	5,876	1	5,876	-	-
Transit Administrative Specialist	2	-	3	-	1	-
Manager of Transit Operations	1	-	1	-	-	-
Transit Safety & Training Coordinator	1	-	1	-	-	-
Fleet Maintenance Manager	1	-	1	-	-	-
Fleet Maintenance Supervisor	1	-	1	-	-	-
Lead Equipment Mechanic	2	-	2	-	-	-
Mechanic (*)	8	-	8	-	-	-
Storekeeper II	1	-	1	-	-	-
Senior Transit Operations Supervisor	1	-	1	-	-	-
Transit Operations Supervisor II	6	-	6	-	-	-
Transit Operations Supervisor	1	-	1	-	-	-

## CITY OF NORWALK

### ALL FUNDS - FULL TIME POSITIONS AND PART TIME HOURS

Position Title	Budget FY 22-23		Budget FY 23-24		Variance FY'24 vs FY'23	
	Full Time Positions	Part Time Hours	Full Time Positions	Part Time Hours	Full Time Positions	Part Time Hours
Bus Operators	40	-	40	-	-	-
Bus Operators - On Call	-	41,600	-	41,600	-	-
Bus Operator Trainee	-	1,618	-	1,618	-	-
Equipment Service Helper II	-	3,328	-	9,984	-	6,656
Equipment Service Helper	-	8,320	-	1,664	-	(6,656)
Mechanic Trainee	-	1,664	-	1,664	-	-
Dispatcher	-	1,820	-	1,820	-	-
<b>Total Transit and Equipment Maintenance</b>	<b>77</b>	<b>64,226</b>	<b>77</b>	<b>64,226</b>	<b>-</b>	<b>-</b>

# TRANSIT

(4500)



## Description of Activities

Norwalk Transit System (NTS) was established in 1974 as one of 16 municipal bus operators within the County of Los Angeles operating fixed-route and paratransit service. NTS fixed-route utilizes thirty four (34) buses including: three (3) 41-foot New Flyer Hybrid Gasoline/Electric buses, two (2) 35-foot New Flyer Hybrid Gasoline/Electric buses, twenty five (25) 40-foot Gillig Low-Floor CNG buses and four (4) Zero Emission Electric buses. NTS provides services to over 1.43 million passengers per year (pre-COVID 19). NTS provides fixed-route public transit service to the cities of Artesia, Bellflower, Cerritos, El Monte, La Mirada, La Habra, Santa Fe Springs, South El Monte, Whittier, and the unincorporated areas of Los Angeles County. The fixed-route service provides local circulation and trunk service within Norwalk and adjoining communities, as well as, connecting bus service between the Metro Rail Green Line Station and the Norwalk/Santa Fe Springs Transportation Center (Metrolink Station).

Major service changes are typically based on the recommendations from a Comprehensive Operational Analysis (COA). NTS will release its solicitation for a COA in summer of FY 23/24. The goals of the COA are to analyze and optimize NTS' routes 1, 2, 3, 4, 5, and 7 to create the best transit network possible for NTS customers within in budget and to address improving service integrity, reducing costs, improving responsiveness to customer issues/requests for service changes, and improving human resource management. Successful implementation of the COA will result in improved transit services for Norwalk Transit System.

NTS continues to provide a high quality and efficient Advance Reservation Dial-A-Ride (DAR) for Norwalk's senior and disabled residents within the jurisdictional boundaries of the City of Norwalk through First Transit, Inc since April 1, 2021 as their proposal was deemed most responsive and responsible per RFP No. 21-627. First Transit has provided paratransit services since 1985 and is part of FirstGroup America which is by far the largest private supplier of transportation services in the State of California. The addition of Weekday Late Night Service that started on November 1, 2017 from the hours of 7:00 p.m. to 10:45 p.m. is a demonstration of NTS's commitment to addressing the transportation needs of its residents which is also provided by First Transit. Additionally NTS also contracts with Fiesta Taxi for daytime weekday inter-jurisdictional taxi service for medical, dental and various non-medical trips to eligible Norwalk/Santa Fe Springs residents through June 30, 2024 with option to extend for (2) additional one year periods. In keeping with its commitment to provide economic public transportation in a safe and effective manner, NTS is continuing to evaluate its paratransit services to enhance productivity and customer satisfaction. This includes development of recommendations for future service expansion and/or restructuring of existing services that takes into account the following: Residential and socio-economic growth in the service area and existing travel patterns of riders and non-riders to explore the best possible approach to enhancing the use of public transportation, including consolidating portions of paratransit services into community fixed route service. Overall, the ongoing internal performance evaluation process will ensure that NTS continues to improve its service to meet both current and future needs of the community within the constraints of available funding from local, state and federal sources.

# TRANSIT

(4500)



## Objectives

NTS is continuing its incremental fixed route bus replacement program as vehicles come of age. NTS will be replacing (5) Gasoline Hybrid Electric Powered Low Floor buses with (5) Zero Emission Electric buses along with respective ChargePoint Express CPE250 Chargers in Summer 2023 & Spring 2024 as part of a purchasing cooperative agreement with the Washington State Department of Enterprise Services.

Plans to purchase three (3) more new vans will be take place in summer 2023 & spring 2024. Funds have been secured via a 2021+2022 FTA grants and purchase options via the CalAct contract thought Creative Bus Sales will be exercised. Phase III of NTS' Transportation/Public Services Facility Improvements Project will include architectural, security/safety and tenant improvements to Operations (i.e. Staff Offices, Dispatch, Conference Room, Training Room, etc.), Vehicle Maintenance (Staff Offices, Bus Wash Access/Drainage, Civic Center Gate, etc.) and Administration (Staff Offices, Lobby HVAC System, etc.). Services to include Architectural Design, Engineering and Final Construction Drawings will commence in late spring 2023.

NTS continues to maintain its bus stop improvement program each year since the completion of 194 bus stops in 2007. NTS' commitment to continue its bus stop improvement program include furnishings and sidewalk/street improvements for (9) Bus Stops. As the region continues to experience a steady decline in ridership. Safety and security issues have surfaced as one of the biggest deterrent to patrons using public transit. Therefore, to encourage public transit, and improve the public's perception of safety while using transit, NTS will support (9) stops by bringing them up to Tier 2 level amenities (i.e. shelter, bench, trash receptacle, solar powered signs, etc.). These stops are along Routes 1, 2, 3 and 5.

Additional bus stop improvements include the replacement of stop beacons and installation of travel signs. More specifically, NTS will replace one hundred and ninety four (194) bus stop beacons (flashing light) and install sixty-two (62) Automatic Traveler's Information (ATI) Digital Signs on Route 4. The service on Route 4 operates in an east-west direction, and provides service along Imperial Highway between the Metro Green Line Station, the Norwalk/Santa Fe Springs Transportation Center (Metrolink Station) and east along Imperial Highway to Beach Boulevard in the City of La Habra. ATI will allow patrons to view live bus arrival information at bus stops which will enhance customer satisfaction and provide a better experience when using NTS service. The third bus stop improvement will include installing forty-six (46) Automatic Traveler's Information (ATI) Digital Signs on Route 1. The service on Route 1 operates primarily on major arterials, including Alondra, Pioneer, Norwalk Boulevard and Workman Mill Road, and serves the Norwalk Civic Center and Entertainment Complex in Norwalk. Funding will cover hardware and installation costs as well as spare signage.

Lastly, an overall bus stop improvements will include parts replacement/rehabilitation to all city-wide stops based on a condition assessment to be performed in spring 2023. Work will include assessment of all existing bus stops, identifying recommended improvements at each bus stop with cost estimates and design of recommended improvements including Americans with Disabilities Act (ADA) compliance. Design will include preparation of plans, specifications, and estimates (PS&E) for the bus stops selected for improvement.



# TRANSIT ADMINISTRATION

## ACTIVITY DETAIL

Account Number	Description	FY 23-24 COST
<b>2080</b>	<b>Contract Services - Non-Classified:</b>	<b>\$ 310,000</b>
	<i>Graphic design/marketing services/system maps</i>	<i>30,000</i>
	<i>Technical planning on-demand service</i>	<i>30,000</i>
	<i>Transportation planning (Comprehensive Operational Analysis)</i>	<i>160,000</i>
	<i>Drug &amp; alcohol program oversight</i>	<i>10,000</i>
	<i>FTA Regulatory DBE Plan/Triennial Goal Update (TBN)</i>	<i>40,000</i>
	<i>FTA Regulatory Title VI Plan Update (TBN)</i>	<i>30,000</i>
	<i>FTA Regulatory PTASP Plan Update (TBN)</i>	<i>10,000</i>
<b>2110</b>	<b>Conferences &amp; Meetings:</b>	<b>30,000</b>
	American Public Transit Association, CalAct, California Transit Association, Federal Transit Administration, Legislative meetings, miscellaneous staff travel expenses, NTI Grants Management seminars, safety meetings, etc.	
<b>2111</b>	<b>Memberships:</b>	<b>39,100</b>
	<i>American Public Transportation Association</i>	<i>21,000</i>
	<i>California Association for Coordinated Transportation</i>	<i>1,100</i>
	<i>California Transit Association</i>	<i>9,500</i>
	<i>Center of Transportation (Zebra)</i>	<i>3,000</i>
	<i>Conference of Minority Transportation Officials</i>	<i>3,750</i>
	<i>California Association for Public Purchasing Officers</i>	<i>500</i>
	<i>California Society of Municipal Finance Officers</i>	<i>250</i>



# TRANSIT ADMINISTRATION

## ACTIVITY DETAIL

Account Number	Description	FY 23-24 COST
2140	<b>Office Supplies:</b> Paper, toner, forms, files, folders, labels, pens, etc.	<b>12,000</b>
2161	<b>Administrative Costs:</b> City administrative support	<b>677,500</b>
2170	<b>Special Materials &amp; Supplies:</b>	<b>145,000</b>
	<i>Bus schedules, maps, and brochures</i>	<i>30,000</i>
	<i>Holiday Bus design/wrap</i>	<i>35,000</i>
	<i>Meeting supplies</i>	<i>10,000</i>
	<i>Promotional materials</i>	<i>25,000</i>
	<i>50th Anniversary Event Planning</i>	<i>45,000</i>
2250	<b>Training:</b> Staff seminars and development works	<b>5,000</b>



# TRANSIT CAPITAL OUTLAYS

## ACTIVITY DETAIL

Account Number	Description	FY 23-24 COST
3831	<b>C/O-TRAN REV VEH PURCHASE:</b>	<b>\$ 7,293,709</b>
	<i>(5) 40ft, Zero Emission Electric Buses &amp; Chargers Unit No.'s 7090 - 7094 (Asset No.'s 12065, 12064, 12240 - 12242)</i>	6,988,695
	<i>Dial-a-Ride Van (4), Unit No.'s 7106 &amp; 7107 (Asset No.'s 14557 &amp; 14558) - Carry Over</i>	373,500
3833	<b>C/O-TRAN MAJOR COMPON VEH:</b>	<b>260,000</b>
	<i>Associated capital maintenance (engines, transmissions, compressors, inverters, ultra-capacitors, etc.)</i>	180,000
	<i>Capital tires lease</i>	80,000
3843	<b>C/O-OTHER BUS STOP IMPROV:</b>	<b>1,662,037</b>
	<i>Bus stop improvements</i>	690,365
	<i>Signs, benches, shelters, etc.</i>	971,672
	<i>Bus Stop ATI Digital Real Time Signage</i>	
3853	<b>C/O-TRAN DATA &amp; COMM SYSTEM:</b>	<b>75,000</b>
	<i>Mobile radio system</i>	
3860	<b>C/O-OFFICE EQUIPMENT:</b>	<b>75,000</b>
	<i>Computer replacements (PCs, peripherals, etc.)</i>	



# TRANSIT CAPITAL OUTLAYS

## ACTIVITY DETAIL

Account Number	Description	FY 23-24 COST
<b>227-3831</b> 4503-3831	<b>C/O - Rev Vehicle Purchase:</b> Bus Electrification Project - carry over	<b>100,000</b>
<b>210-3853</b> 4503-3853	<b>C/O - Data &amp; Comm System:</b> Fleet Asset Management Support - carry over	<b>15,000</b>
<b>Transit Reserves</b> <b>713-3831</b>	<b>C/O - Maintenance &amp; Operations Building:</b> (4) Dial-a-Ride Van, Unit No.'s 7106 & 7107 (Asset No.'s 14557 & 14558) - Carry Over - 27% of total cost	<b>141,625</b>



# TRANSIT OPERATIONS

## ACTIVITY DETAIL

Account Number	Description	FY 23-24 COST
<b>2080</b>	<b>Contract Services - Non-Classified:</b>	<b>\$ 983,700</b>
	DAR advanced reservations service provider	690,244
	DAR late night weekday service provider	88,824
	Inter-jurisdictional taxi	65,000
	Performance ride checks	15,000
	Run-cutting & scheduling	30,000
	ITS maintenance service	61,257
	Quality Control Operational/Capital Transit Planning	15,000
	Operations Labor Management User License	18,375
<b>2110</b>	<b>Conferences &amp; Meetings:</b>	<b>5,000</b>
	American Public Transit Association, California Transit	
<b>2140</b>	<b>Office Supplies:</b>	<b>8,500</b>
	Paper, toner, forms, files, folders, labels, pens, etc.	
<b>2160</b>	<b>Special Fees &amp; Services:</b>	<b>16,000</b>
	Money counting (fare revenue)	
<b>2170</b>	<b>Special Materials &amp; Supplies:</b>	<b>20,000</b>
	<i>TAP card supplies</i>	1,000
	<i>Meeting supplies</i>	5,000
	<i>Annual staff recognition supplies &amp; refreshments</i>	10,000
	<i>First aid supplies for Dispatch and Operations areas</i>	4,000



# TRANSIT OPERATIONS

## ACTIVITY DETAIL

Account Number	Description	FY 23-24 COST
2250	Training:	<b>38,000</b>
	<i>CDL training</i>	7,000
	<i>Five Start Rodeo/National</i>	8,000
	<i>State certified compliance training materials</i>	1,500
	<i>Annual NTS Rodeo Event</i>	20,000
	<i>Training aids/materials</i>	1,500

# TRANSPORTATION DEPARTMENT (ALL DIVISIONS)

BUDGET UNIT	ACCT	DESCRIPTION	FY 21-22 ACTUAL	FY 22-23 BUDGET	FY 22-23 Actuals Thru 2/21/23	ESTIMATED ACTUAL FY 22-23	FY 23-24 BUDGET	BUDGET VARIANCE FY24 vs. FY23	%
710-45-45xx	1020	REG SALARIES & WAGES	2,379,992	2,854,344	1,354,187	2,314,044	2,955,079	100,735	4%
710-45-45xx	1021	REG SALARIES & WAGES-BUS OPERATORS	2,117,035	2,648,579	1,495,218	2,363,263	2,756,374	107,795	4%
710-45-45xx	1030	PART TIME WAGES	388,866	513,572	223,573	401,825	556,315	42,743	8%
710-45-45xx	1031	PART TIME WAGES-BUS OPERATORS	858,170	1,345,080	438,817	693,571	1,345,080	-	0%
710-45-45xx	1040	OVERTIME SALARY & WAGES	166,940	130,610	65,781	114,702	116,400	(14,210)	-11%
710-45-45xx	1041	OVERTIME WAGES-BUS OPERATORS	456,003	250,000	134,742	212,966	180,000	(70,000)	-28%
710-45-45xx	1045	COMP TIME PAY	116	600	-	-	-	(600)	-100%
710-45-45xx	1048	MEDICAL OPT-OUT-GEN. UNIT	29,613	35,176	19,478	35,859	33,124	(2,052)	-6%
710-45-45xx	1049	BILINGUAL/CERTIFICATION PAY	25,649	24,804	14,551	22,568	25,162	358	1%
710-45-45xx	1052	AUTO ALLOWANCE	4,472	2,400	2,195	4,308	4,308	1,908	80%
710-45-45xx	1054	CELLPHONE ALLOWANCE	33	-	-	-	-	-	-
710-45-45xx	1055	HOLIDAY PAY	35,671	15,710	31,314	53,873	41,413	25,703	164%
710-45-45xx	1060	PAID SICK LEAVE	26,262	26,796	22,642	22,642	30,000	3,204	12%
710-45-45xx	1065	ACCRUED PAID VACATION	77,965	72,535	2,714	76,664	99,288	26,753	37%
710-45-45xx	1066	COMPENSATED ABSENCES	(9,414)	-	-	-	-	-	-
710-45-45xx	1070	PAID SICK LEAVE ON TERMINATION	6,287	7,500	2,151	2,148	-	(7,500)	-100%
710-45-45xx	1074	EMPLOYEE'S AWARDS	2,950	2,500	533	533	-	(2,500)	-100%
710-45-45xx	1078	MANAGEMENT BENEFIT 401A	15,363	15,339	8,371	14,443	16,212	873	6%
710-45-45xx	1080	MEDICARE	93,994	114,717	55,625	93,023	118,905	4,188	4%
710-45-45xx	1081	MGMT BENEFIT/MEDICAL	41,154	37,971	19,360	32,957	40,953	2,982	8%
710-45-45xx	1083	PERS - EMPLOYER'S PORTION	1,691,384	2,128,470	1,077,941	1,770,401	2,246,350	117,880	6%
710-45-45xx	1083C	CONTRA PENSION - GASB 68	(1,508,054)	-	-	-	-	-	-
710-45-45xx	1084	EMPLOYEE' BENEFITS-UNIFORMS	18,377	34,475	8,372	14,353	25,950	(8,525)	-25%
710-45-45xx	1085	LIFE INSURANCE	10,902	16,001	5,772	10,566	13,961	(2,040)	-13%
710-45-45xx	1086	EMPLOYEES' PHYSICALS	9,093	10,810	5,705	9,976	10,385	(425)	-4%
710-45-45xx	1088	LONG-TERM DISABILITY INSURANCE	35,710	55,567	21,731	39,562	57,696	2,128	4%
710-45-45xx	1090	MEDICAL INS - FT EMPLOYEES	752,649	1,008,398	440,198	792,048	982,306	(26,093)	-3%
710-45-45xx	1090M	MEDICAL INS - MANAGEMENT	37,595	33,208	14,796	32,118	33,897	688	2%

# TRANSPORTATION DEPARTMENT (ALL DIVISIONS)

BUDGET UNIT	ACCT	DESCRIPTION	FY 21-22 ACTUAL	FY 22-23 BUDGET	FY 22-23 Actuals Thru 2/21/23	ESTIMATED ACTUAL FY 22-23	FY 23-24 BUDGET	BUDGET VARIANCE FY24 vs. FY23	%
710-45-45xx	1091	DENTAL INS - FT EMPLOYEES	58,942	80,587	34,134	61,132	79,022	(1,565)	-2%
710-45-45xx	1092	VISION INS - FT EMPLOYEES	11,069	11,038	6,224	11,284	10,835	(203)	-2%
710-45-45xx	1093	MEDICAL INS - PT EMPLOYEES	37,259	65,044	17,052	32,884	32,884	(32,160)	-49%
710-45-45xx	1094	DENTAL INS - PT EMPLOYEES	14,241	27,471	5,084	9,531	12,068	(15,403)	-56%
710-45-45xx	1095	MEDICAL INS - RETIREES	425,206	471,767	213,190	446,410	487,879	16,112	3%
710-45-45xx	1096	UNEMPLOYMENT INSURANCE	1,352	20,000	-	9,810	20,000	-	0%
710-45-45xx	1097	WORKER'S COMPENSATION	599,476	666,128	385,870	602,373	629,377	(36,751)	-6%
710-45-45xx	1098	OPEB-FUTURE FTE RETIREES UNFUNDED LIABILITY	489,800	838,996	-	838,996	837,000	(1,996)	0%
710-45-45xx	1100	ACA AFFORDABILITY STIPEND	-	-	136	352	361	361	-
710-45-45xx	1098C	CONTRA - PENSION	(1,045,152)	-	-	-	-	-	-
710-45-45xx	1098O	CONTRA - OPEB	184,445	-	-	-	-	-	-
<b>PERSONNEL EXPENDITURES:</b>			<b>8,541,865</b>	<b>13,671,245</b>	<b>6,209,007</b>	<b>11,222,734</b>	<b>13,798,583</b>	<b>127,338</b>	<b>1%</b>

# TRANSPORTATION DEPARTMENT (ALL DIVISIONS)

BUDGET UNIT	ACCT	DESCRIPTION	FY 21-22 ACTUAL	FY 22-23 BUDGET	FY 22-23 Actuals Thru 2/21/23	ESTIMATED ACTUAL FY 22-23	FY 23-24 BUDGET	BUDGET VARIANCE FY24 vs. FY23	%
710-45-45xx	2050	PUBLICATIONS	3,415	5,623	720	7,769	8,485	2,862	51%
710-45-45xx	2056	CLASSIFIED ADVERTISING	2,518	9,000	52	2,552	9,000	-	0%
710-45-45xx	2057	PROMOTIONAL ADVERTISING	-	500	-	500	500	-	0%
710-45-45xx	2058	CONTRACT SVC-SHERIFF	29,370	43,680	11,065	20,065	50,000	6,320	14%
710-45-45xx	2063	FACILITY MTCE SERVICES	113	45,810	15,816	39,435	32,116	(13,694)	-30%
710-45-45xx	2080	CONTRACT SVC/NON-CLASS	1,033,693	1,625,348	626,351	1,254,195	1,486,556	(138,792)	-9%
710-45-45xx	2086	LEGAL SERVICES	42,644	40,000	4,310	12,010	40,000	-	0%
710-45-45xx	2090	EQUIP MTCE & SUPPLIES	78,056	97,873	24,347	67,698	98,248	375	0%
710-45-45xx	2100	UTILITIES	199,416	329,674	115,529	194,370	217,105	(112,569)	-34%
710-45-45xx	2110	CONFERENCES & MEETINGS	16,346	27,385	20,304	34,583	37,385	10,000	37%
710-45-45xx	2111	MEMBERSHIPS	35,680	38,049	36,109	36,367	39,299	1,250	3%
710-45-45xx	2114	GRANT EXPENSES	120,615	500	-	500	500	-	0%
710-45-45xx	2130	OFFICE EQPT MTCE	2,707	9,929	1,897	11,898	18,029	8,100	82%
710-45-45xx	2140	OFFICE SUPPLIES	12,065	20,584	8,694	20,584	23,084	2,500	12%
710-45-45xx	2141	POSTAGE	1,985	2,298	599	2,298	2,298	-	0%
710-45-45xx	2150	RENTAL EXPENSE	-	795	-	-	795	-	0%
710-45-45xx	2158	OTHER GOVT AGENCIES FEES	6,582	9,143	10,274	18,528	9,143	-	0%
710-45-45xx	2160	SPECIAL FEES & SERVICES	21,625	26,925	12,654	26,930	27,925	1,000	4%
710-45-45xx	2161	ADMINISTRATIVE COSTS	638,200	643,500	321,750	643,500	677,500	34,000	5%
710-45-45xx	2166	SPEC FEE-LOBBYIST WASH DC	-	500	-	-	500	-	0%
710-45-45xx	2170	SPECIAL MAT'LS-SUPPLIES	107,768	133,725	52,783	118,156	212,700	78,975	59%
710-45-45xx	2180	SMALL TOOLS	1,359	2,783	-	-	2,783	-	0%
710-45-45xx	2190	TELEPHONE & FAX	40,361	66,508	20,048	47,861	51,808	(14,700)	-22%
710-45-45xx	2192	INTERNET, ISDN DSL SERVICE	-	-	5,385	9,385	34,800	34,800	-
710-45-45xx	2220	VEHICLE MTCE & SUPPLIES	-	6,678	-	-	6,678	-	0%
710-45-45xx	2221	VEHICLE MTCE-PARTS & SERV	299,845	274,400	111,953	270,397	243,900	(30,500)	-11%

# TRANSPORTATION DEPARTMENT (ALL DIVISIONS)

BUDGET UNIT	ACCT	DESCRIPTION	FY 21-22 ACTUAL	FY 22-23 BUDGET	FY 22-23 Actuals Thru 2/21/23	ESTIMATED ACTUAL FY 22-23	FY 23-24 BUDGET	BUDGET VARIANCE FY24 vs. FY23	%
710-45-45xx	2222	VEHICLE MTCE-FUEL & LUB	611,247	739,988	392,267	578,554	781,966	41,978	6%
710-45-45xx	2223	VEHICLE MTCE-TIRES & TUBE	-	1,590	-	795	1,590	-	0%
710-45-45xx	2224	ACCIDENT DAMAGES REPAIRS	50,298	71,550	11,527	71,550	71,550	-	0%
710-45-45xx	2240	DUPLICATING SERVICE CHG	3,452	2,295	999	2,952	2,295	-	0%
710-45-45xx	2250	TRAINING EXPENSE	4,532	27,823	4,237	25,273	47,823	20,000	72%
710-45-45xx	2400	AUDIT FEES	11,901	15,000	-	6,832	12,730	(2,270)	-15%
710-45-45xx	2450	LIAB, FIRE & OTHERS INS.	662,270	660,810	668,104	660,804	646,503	(14,307)	-2%
710-45-45xx	2490	BANK SERVICE CHARGES	1,340	5,000	1,183	2,366	5,000	-	0%
710-45-45xx	3860	C/O-OFFICE EQUIPMENT	-	-	3,218	3,218	-	-	-
<b>OPERATING EXPENDITURES:</b>			<b>4,039,405</b>	<b>4,985,266</b>	<b>2,482,176</b>	<b>4,191,925</b>	<b>4,900,594</b>	<b>(84,672)</b>	<b>-2%</b>
710-45-2198	2080	CONTRACT SVC/NON-CLASS	-	-	6,606	-	-	-	-
710-45-2198	2170	SPECIAL MAT'LS-SUPPLIES	15,993	-	9,806	9,026	-	-	-
<b>COVID EXPENDITURES:</b>			<b>15,993</b>	<b>-</b>	<b>16,413</b>	<b>9,026</b>	<b>-</b>	<b>-</b>	<b>-</b>
<b>TRANSIT FUND - OPERATIONS TOTAL* :</b>			<b>12,597,263</b>	<b>18,656,511</b>	<b>8,707,596</b>	<b>15,423,685</b>	<b>18,699,176</b>	<b>42,665</b>	<b>0%</b>

\* INCLUDES APPROXIMATELY 80% OF EQUIPMENT MAINTENANCE INTERNAL SERVICE FUND

# TRANSPORTATION DEPARTMENT (ALL DIVISIONS)

BUDGET UNIT	ACCT	DESCRIPTION	FY 21-22 ACTUAL	FY 22-23 BUDGET	FY 22-23 Actuals Thru 2/21/23	ESTIMATED ACTUAL FY 22-23	FY 23-24 BUDGET	BUDGET VARIANCE FY24 vs. FY23	%
<b>TRANSIT CAPITAL - OUTLAYS</b>									
712-45-45xx	2990	DEPRECIATION EXPENSES	2,661,786	-	-	-	-	-	-
712-45-45xx	2992	DEPRECIATION EXPENSES-PARTS	13,957	-	9,352	1,917	-	-	-
712-45-45xx	3831	C/O-TRAN REV VEH PURCHASE	2,617,460	5,465,394	-	-	5,749,982	284,588	5%
712-45-45xx	3833	C/O-TRAN MAJOR COMPON VEH	78,157	177,325	51,612	92,323	208,000	30,675	17%
712-45-45xx	3841	C/O-TRAN MAINT & OPS BLDG	-	847,348	-	-	-	(847,348)	-100%
712-45-45xx	3843	C/O-OTHER BUS STOP IMPROV	25,718	914,302	-	-	1,298,306	384,004	42%
712-45-45xx	3853	C/O-TRAN DATA & COMM SYSTEM	43,472	60,000	34,707	60,000	60,000	-	0%
712-45-45xx	3860	C/O-OFFICE EQUIPMENT	34,050	48,000	8,625	48,000	60,000	12,000	25%
712-45-45xx	3884	C/O-DATA / COMM / ITS	-	98,872	34,157	98,872	-	(98,872)	-100%
712-45-45xx	3894	C/O-CAPITALI/MAINT TIRES	(3,367,452)	-	-	-	-	-	-
711-45-45xx	2070	CONTRACT SVC/CLASSIFIED	3,669	-	-	-	-	-	-
711-45-45xx	2080	CONTRACT SVC/NON-CLASS	41,746	-	-	-	-	-	-
711-45-45xx	3831	C/O-TRAN REV VEH PURCHASE	276,286	-	-	-	68,486	68,486	-
711-45-45xx	3884	C/O-DATA / COMM / ITS	567,139	-	-	-	-	-	-
713-45-45XX	3831	C/O-TRAN REV VEH PURCHASE	-	-	-	-	141,625	141,625	-
<b>CAPITAL GRANT TOTAL:</b>			<b>3,005,267</b>	<b>7,611,241</b>	<b>144,055</b>	<b>306,715</b>	<b>7,586,399</b>	<b>(24,842)</b>	<b>0%</b>

# TRANSPORTATION DEPARTMENT (ALL DIVISIONS)

BUDGET UNIT	ACCT	DESCRIPTION	FY 21-22 ACTUAL	FY 22-23 BUDGET	FY 22-23 Actuals Thru 2/21/23	ESTIMATED ACTUAL FY 22-23	FY 23-24 BUDGET	BUDGET VARIANCE FY24 vs. FY23	%
210-45-45xx	3831	C/O-TRAN REV VEH PURCHASE	537,414	1,495,332	-	-	1,543,727	48,395	3%
210-45-45xx	3833	C/O-TRAN MAJOR COMPON VEH	19,539	44,331	12,903	44,331	52,000	7,669	17%
210-45-45xx	3841	C/O-TRAN MAINT & OPS BLDG	-	211,837	-	-	-	(211,837)	-100%
210-45-45xx	3843	C/O-OTHER BUS STOP IMPROV	8,573	267,731	-	-	363,731	96,000	36%
210-45-45xx	3852	C/O-TRAN ADMIN SUPPORT EQ	2,320	-	1,401	1,401	-	-	-
210-45-45xx	3853	C/O-TRAN DATA & COMM SYSTEM	11,720	15,000	8,677	15,000	15,000	-	0%
210-45-45xx	3860	C/O-OFFICE EQUIPMENT	8,513	12,000	2,156	12,000	15,000	3,000	25%
210-45-45xx	3884	C/O-DATA / COMM / ITS	-	24,718	8,539	24,718	-	(24,718)	-100%
<b>PROP A CAPITAL TOTAL:</b>			<b>588,078</b>	<b>2,070,949</b>	<b>33,676</b>	<b>97,450</b>	<b>1,989,458</b>	<b>(81,491)</b>	<b>-4%</b>
227-45-4500	2080	CONTRACT SVC/NON-CLASS	-	100,000	-	-	-	(100,000)	-100%
227-45-4500	3840	C/O-BUILDINGS & IMPROVEMENTS	19,692	20,700	9,846	20,700	1,800	(18,900)	-91%
227-45-4501	2090	EQUIPT MTCE & SUPPLIES	1,188	1,300	2,439	2,648	2,990	1,690	130%
227-45-4501	3995	INTER-FUND TRANSFER	125,590	126,157	31,539	126,157	247,819	121,662	96%
227-45-4503	3831	C/O-TRAN REV VEH PURCHASE	-	100,000	-	-	100,000	-	0%
227-45-4503	3843	C/O-OTHER BUS STOP IMPROV	-	41,200	-	41,200	-	(41,200)	-100%
227-45-4520	3853	C/O-DATA / COMM / ITS	5,658	15,000	-	5,177	15,000	-	0%
<b>PROP C FUND TOTAL:</b>			<b>152,128</b>	<b>404,357</b>	<b>43,824</b>	<b>195,882</b>	<b>367,609</b>	<b>(36,748)</b>	<b>-9%</b>
213-45-4501	3990	INTER-FUND TRANSFER	4,815	12,000	1,695	8,000	12,000	-	0%
<b>AQMD FUND TOTAL:</b>			<b>4,815</b>	<b>12,000</b>	<b>1,695</b>	<b>8,000</b>	<b>12,000</b>	<b>-</b>	<b>0%</b>
<b>TRANSIT TOTAL (ALL FUNDS):</b>			<b>16,347,551</b>	<b>28,755,058</b>	<b>8,930,846</b>	<b>16,031,731</b>	<b>28,654,642</b>	<b>(100,416)</b>	<b>0%</b>

# TRANSPORTATION DEPARTMENT (ALL DIVISIONS)

BUDGET UNIT	ACCT	DESCRIPTION	FY 21-22 ACTUAL	FY 22-23 BUDGET	FY 22-23 Actuals Thru 2/21/23	ESTIMATED ACTUAL FY 22-23	FY 23-24 BUDGET	BUDGET VARIANCE FY24 vs. FY23	%
710-45-45XX	3994	C/O-BUILDINGS & IMPROVEMENTS	321,925	2,189,242	-	100,166	2,369,494	180,252	8%
710-90-9711	3990	INTER-FUND TXF/OUT-(IN)	140,304	-	-	-	-	-	-
<b>TRANSIT USE OF RESERVES:</b>			<b>462,229</b>	<b>2,189,242</b>	<b>-</b>	<b>100,166</b>	<b>2,369,494</b>	<b>180,252</b>	<b>8%</b>

# EQUIPMENT MAINTENANCE



## **Description of Activities**

The Equipment Maintenance Division of the Norwalk Transportation Department provides maintenance support to the City's fleet of vehicles and equipment. The City has a variety of vehicles and equipment that require ongoing/preventative maintenance including: buses, heavy duty vehicles, light trucks, passenger sedans, and other pieces of equipment ranging from generators to power mowers. The Transportation Department is now operating gasoline/electric-powered hybrid buses as well as alternative fueled compressed Natural Gas (CNG) buses and Zero Emission Electric Buses (ZEB) with an impending arrival of 2 additional ZEBs second quarter of 2023. The South Coast Air Quality Management District (SCAQMD) requires all NTS future bus acquisitions to be alternative fueled. NTS fueling facilities and maintenance building infrastructure upgrades were successfully completed in 2014 so as to support additional future CNG bus purchases. Additionally, improvements to Vehicle Maintenance in the form of electrical infrastructure (i.e. charging stations) were successfully completed in December 2021. The Equipment Maintenance Division is responsible to ensure that the fleet is properly maintained in accordance with generally accepted industry standards and in compliance with all Federal, State, and Local regulatory, and vehicle manufacturer's specifications. The Equipment Maintenance division operates year-round, seven days a week.

## **Objectives**

- The Transportation Department will continue to use Federal Transportation Administration (FTA) capital grant funds in the acquisition of associated maintenance items (such as major bus components and bus tire lease) and for a portion of preventive maintenance expenses.
- As a Division of the Norwalk Transportation Department, Equipment Maintenance will continue to work closely with all City of Norwalk Departments, to ensure that the highest quality of equipment maintenance service and support is provided. This includes accomplishment of the City's safety goals by following Injury Prevention Program Guidelines and providing ongoing health/safety training programs to the staff. Management staff will continue an ongoing comprehensive review of overall equipment maintenance procurement activities as it relates to fleet management policies and practices; the scheduled acquisition and replacement of tools and equipment; continuous materials, parts, and major component supplier relations; heavy and light duty tire management; fare collection; fleet maintenance system, and the service, fueling and washing of vehicles and equipment.



# EQUIPMENT MAINTENANCE - VEHICLE MAINTENANCE

## ACTIVITY DETAIL

Account Number	Description	FY 23-24 COST
2050	<b>Publications:</b>	\$ <b>9,100</b>
	<i>Updates for Modis Elite</i>	1,200
	<i>Software Diagnose Engines</i>	2,200
	<i>Software Diagnose for Parts/Repairs Allison Transmission</i>	2,200
	<i>Software Diagnose Verus Prop Scanner</i>	500
	<i>Software Diagnose Non-Transit Vehicles</i>	3,000
2080	<b>Contract Services - Non-Classified:</b>	<b>242,586</b>
	<i>Methane system maintenance and inspection services</i>	6,951
	<i>CNG station maintenance and inspection services</i>	162,910
	<i>Fleet asset management support</i>	15,000
	<i>Bus painting and decaling services</i>	30,000
	<i>Fuel system and fluid inventory management</i>	7,725
	<i>Temporary staffing agency (technical mechanics)</i>	20,000
2090	<b>Equipment Maintenance &amp; Supplies:</b>	<b>5,500</b>
	<i>Fire extinguishers for buses/paratransits</i>	1,000
	<i>Bus head sign programming</i>	4,500



# EQUIPMENT MAINTENANCE - VEHICLE MAINTENANCE

## ACTIVITY DETAIL

Account Number	Description	FY 23-24 COST
2110	<b>Conferences &amp; Meetings:</b> Century Bus Maintenance Forum, American Public Transit Association, California Transit Association, maintenance & safety meetings, Municipal Equipment Association, miscellaneous staff travel expenses, etc.	3,000
2158	<b>Other Government Agency Fees:</b> AQMD Emission fee, LA County Fire CUPU fee, State Board of Equalization Tank fees, etc.	11,500
2160	<b>Special Fees and Services:</b> Hazardous materials collection service	15,000
2170	<b>Special Materials &amp; Supplies:</b> Work gloves, rags, protective equipment, automotive parts & supplies, bus cleaning; Turkish towels, graffiti removal/wipes, shop cleaning/custodial supplies, bus decals, anti-seize, welding supplies, misc. tools, equipment parts, first aid medical supplies, etc.	60,000
2221	<b>Parts &amp; Service:</b> Parts for service-vehicles, service repair (small to medium), service repair (heavy-duty), fixed route radio service repair, etc.	300,000
2222	<b>Fuel &amp; Lube:</b>	1,208,500
	<i>Diesel &amp; unleaded fuel</i>	450,000
	<i>Card lock system/emergency fuel service (diesel and unleaded fuel)</i>	7,500
	<i>BIOGAS fuel - 100% Transit</i>	750,000
	<i>Propane fuel - 100% Transit</i>	500



# EQUIPMENT MAINTENANCE - VEHICLE MAINTENANCE

## ACTIVITY DETAIL

Account Number	Description	FY 23-24 COST
2224	<i>Compressed Natural Gas fuel (emergency only)</i>	500
	<b>Damage Repair:</b>	<b>90,000</b>
	<i>Bus body damage repair</i>	65,000
	<i>Small-mid size auto body repair</i>	25,000
2250	<b>Training:</b> Staff seminars and development, CDL training, State certified compliance training, workshops and training aids/materials, OCTA maintenance training program, etc.	<b>4,500</b>



**EQUIPMENT MAINTENANCE**  
**NON-VEHICLE MAINTENANCE**  
**ACTIVITY DETAIL**

Account Number	Description	FY 23-24 COST
<b>2063</b>	<b>Facility Maintenance Services:</b>	<b>\$ 35,684</b>
	<i>Medical first aid kits</i>	2,000
	<i>Underground storage City yard tank inspections</i>	4,500
	<i>Facility Access Control System</i>	29,184
<b>2090</b>	<b>Equipment Maintenance &amp; Supplies:</b>	<b>54,500</b>
	<i>Air compressor service</i>	500
	<i>Bus washer maintenance</i>	8,000
	<i>Misc. parts &amp; supplies</i>	500
	<i>Fuel tank/pumps maintenance service repair</i>	750
	<i>Hydraulic lift maintenance</i>	15,000
	<i>Inspections/repair emergency generator</i>	2,500
	<i>PM and floor scrubber</i>	2,000
	<i>Parts washer maintenance</i>	1,500
	<i>Routine pressure washer repair</i>	6,000
	<i>Fall Protection Systems</i>	6,000
	<i>Routine maintenance - freight elevator</i>	750
	<i>Regulatory compliance fueling station</i>	11,000
<b>2221</b>	<b>Parts &amp; Service:</b>	<b>6,000</b>
	Parts and service equipment	
<b>2250</b>	<b>Training:</b>	<b>500</b>
	Staff seminars & development	

# EQUIPMENT MAINTENANCE (ALL DIVISIONS)

BUDGET UNIT	ACCT	DESCRIPTION	FY 21-22 ACTUAL	FY 22-23 BUDGET	FY 22-23 Actuals Thru 2/21/23	ESTIMATED ACTUAL FY 22-23	FY 23-24 BUDGET	BUDGET VARIANCE FY24 vs. FY23	%
736-45-xxxx	1020	REG SALARIES & WAGES	1,144,137	1,297,662	712,726	1,126,497	1,332,046	34,384	3%
736-45-xxxx	1030	PART TIME WAGES	257,706	368,558	181,926	287,542	422,245	53,687	15%
736-45-xxxx	1040	OVERTIME SALARY & WAGES	147,842	48,500	48,094	76,015	63,000	14,500	30%
736-45-xxxx	1041	OVERTIME WAGES-BUS OPERATORS	146	-	-	-	-	-	-
736-45-xxxx	1048	MEDICAL OPT-OUT-GEN. UNIT	14,467	14,400	8,130	13,937	14,400	-	0%
736-45-xxxx	1049	BILINGUAL/CERTIFICATION PAY	653	-	389	614	1,268	1,268	-
736-45-xxxx	1052	AUTO ALLOWANCE	1,600	-	1,400	2,400	2,400	2,400	-
736-45-xxxx	1055	HOLIDAY PAY	7,665	4,400	6,604	10,437	8,000	3,600	82%
736-45-xxxx	1060	PAID SICK LEAVE	8,253	13,500	8,322	8,322	10,400	(3,100)	-23%
736-45-xxxx	1065	ACCRUED PAID VACATION	33,718	38,700	318	35,218	48,200	9,500	25%
736-45-xxxx	1066	COMPENSATED ABSENCES	17,608	-	-	-	-	-	-
736-45-xxxx	1078	MANAGEMENT BENEFIT 401A	6,622	8,456	5,004	7,909	9,011	555	7%
736-45-xxxx	1080	MEDICARE	23,439	26,232	14,018	22,750	27,954	1,722	7%
736-45-xxxx	1081	MGMT BENEFIT/MEDICAL	14,146	15,028	8,224	12,998	16,821	1,793	12%
736-45-xxxx	1083	PERS - EMPLOYER'SPORTION	436,632	493,519	267,120	422,196	523,907	30,388	6%
736-45-xxxx	1084	EMPLOYEE' BENEFITS-OTHER	4,923	5,000	4,300	7,371	10,000	5,000	100%
736-45-xxxx	1085	LIFE INSURANCE	2,966	3,990	1,706	2,924	2,950	(1,040)	-26%
736-45-xxxx	1086	EMPLOYEES' PHYSICALS	1,134	3,250	931	1,596	3,000	(250)	-8%
736-45-xxxx	1088	LONG-TERM DISABILITY INSURANCE	8,823	13,105	5,644	9,675	13,454	349	3%
736-45-xxxx	1090	MEDICAL INS - FT EMPLOYEES	144,728	169,472	88,168	151,145	192,845	23,373	12%
736-45-xxxx	1090M	MEDICAL INS - MANAGEMENT	33,794	30,665	17,217	29,515	30,779	114	0%

# EQUIPMENT MAINTENANCE (ALL DIVISIONS)

BUDGET UNIT	ACCT	DESCRIPTION	FY 21-22 ACTUAL	FY 22-23 BUDGET	FY 22-23 Actuals Thru 2/21/23	ESTIMATED ACTUAL FY 22-23	FY 23-24 BUDGET	BUDGET VARIANCE FY24 vs. FY23	%
736-45-xxxx	1091	DENTAL INS - FT EMPLOYEES	11,741	14,600	6,534	11,202	14,600	-	0%
736-45-xxxx	1092	VISION INS - FT EMPLOYEES	2,636	2,324	1,564	2,681	2,325	1	0%
736-45-xxxx	1093	MEDICAL INS - PT EMPL	15,981	16,080	9,380	16,080	16,080	-	0%
736-45-xxxx	1094	DENTAL INS - PT EMPL	3,852	5,274	2,204	3,777	6,184	910	15%
736-45-xxxx	1095	MEDICAL INS - RETIREES	149,769	162,600	75,401	158,000	152,300	(10,300)	-7%
736-45-xxxx	1097	WORKER'S COMPENSATION	123,324	134,777	81,352	122,028	127,500	(7,277)	-6%
736-45-xxxx	1100	ACA AFFORDABILITY STIPEND	-	-	78	139	140	140	100%
<b>PERSONNEL EXPENDITURES:</b>			<b>2,623,319</b>	<b>2,890,092</b>	<b>1,556,821</b>	<b>2,546,573</b>	<b>3,051,808</b>	<b>161,716</b>	<b>6%</b>

# EQUIPMENT MAINTENANCE (ALL DIVISIONS)

BUDGET UNIT	ACCT	DESCRIPTION	FY 21-22 ACTUAL	FY 22-23 BUDGET	FY 22-23 Actuals Thru 2/21/23	ESTIMATED ACTUAL FY 22-23	FY 23-24 BUDGET	BUDGET VARIANCE FY24 vs. FY23	%
736-45-xxxx	2050	PUBLICATIONS	6,139	5,500	720	8,200	9,100	3,600	65%
736-45-xxxx	2063	FACILITY MTCE SERVICES	125	50,900	18,023	43,816	35,684	(15,216)	-30%
736-45-xxxx	2080	CONTRACT SVC/NON-CLASS	10,946	247,620	-	164,833	242,586	(5,034)	-2%
736-45-xxxx	2090	EQUIP MTCE & SUPPLIES	53,191	45,500	31,969	62,884	60,000	14,500	32%
736-45-xxxx	2100	UTILITIES	57,401	153,300	35,328	167,000	169,000	15,700	10%
736-45-xxxx	2110	CONFERENCES & MEETINGS	4,386	3,000	2,265	2,750	3,000	-	0%
736-45-xxxx	2111	MEMBERSHIPS	-	250	275	600	250	-	0%
736-45-xxxx	2130	OFFICE EQPT MTCE	123	2,300	96	500	2,300	-	0%
736-45-xxxx	2140	OFFICE SUPPLIES	1,189	3,250	704	3,250	3,250	-	0%
736-45-xxxx	2141	POSTAGE	58	500	215	500	500	-	0%
736-45-xxxx	2150	RENTAL EXPENSE	-	1,000	-	-	1,000	-	0%
736-45-xxxx	2158	OTHER GOV'T AGENCIES FEES	10,730	11,500	6,150	11,500	11,500	-	0%
736-45-xxxx	2160	SPECIAL FEES & SERVICES	12,600	15,000	4,620	13,120	15,000	-	0%
736-45-xxxx	2170	SPECIAL MAT'LS-SUPPLIES	58,937	55,000	37,213	63,141	60,000	5,000	9%
736-45-xxxx	2180	SMALL TOOLS	1,710	3,500	-	-	3,500	-	0%
736-45-xxxx	2190	TELEPHONE & FAX	1,385	2,400	467	1,100	2,400	-	0%
736-45-xxxx	2220	VEHICLE MTCE & SUPPLIES	-	8,400	-	-	8,400	-	0%
736-45-xxxx	2221	VEHICLE MTCE-PARTS & SERV	63,842	306,000	35,492	224,753	306,000	-	0%
736-45-xxxx	2222	VEHICLE MTCE-FUEL & LUB	522,516	886,777	209,801	992,267	1,208,500	321,723	36%
736-45-xxxx	2223	VEHICLE MTCE-TIRES & TUBE	-	2,000	-	1,000	2,000	-	0%
736-45-xxxx	2224	ACCIDENT DAMAGES REPAIR	60,721	90,000	11,527	90,000	90,000	-	0%
736-45-xxxx	2240	DUPLICATING SERVICE CHG	2,827	1,000	1,326	1,826	1,000	-	0%
736-45-xxxx	2250	TRAINING EXPENSE	83	6,000	128	6,000	6,000	-	0%
<b>OPERATING EXPENDITURES:</b>			<b>868,907</b>	<b>1,900,697</b>	<b>396,319</b>	<b>1,859,040</b>	<b>2,240,970</b>	<b>340,273</b>	<b>18%</b>
<b>EQUIPMENT MAINTENANCE FUND TOTAL* :</b>			<b>3,492,226</b>	<b>4,790,789</b>	<b>1,953,140</b>	<b>4,405,613</b>	<b>5,292,778</b>	<b>501,989</b>	<b>10%</b>

\* EQUIPMENT MAINTENANCE INTERNAL SERVICE FUND - ALLOCATED 80% TO TRANSIT AND 20% CITYWIDE



# ARPA

**(American Rescue Plan Act)**



# ARPA

(American Rescue Plan Act)

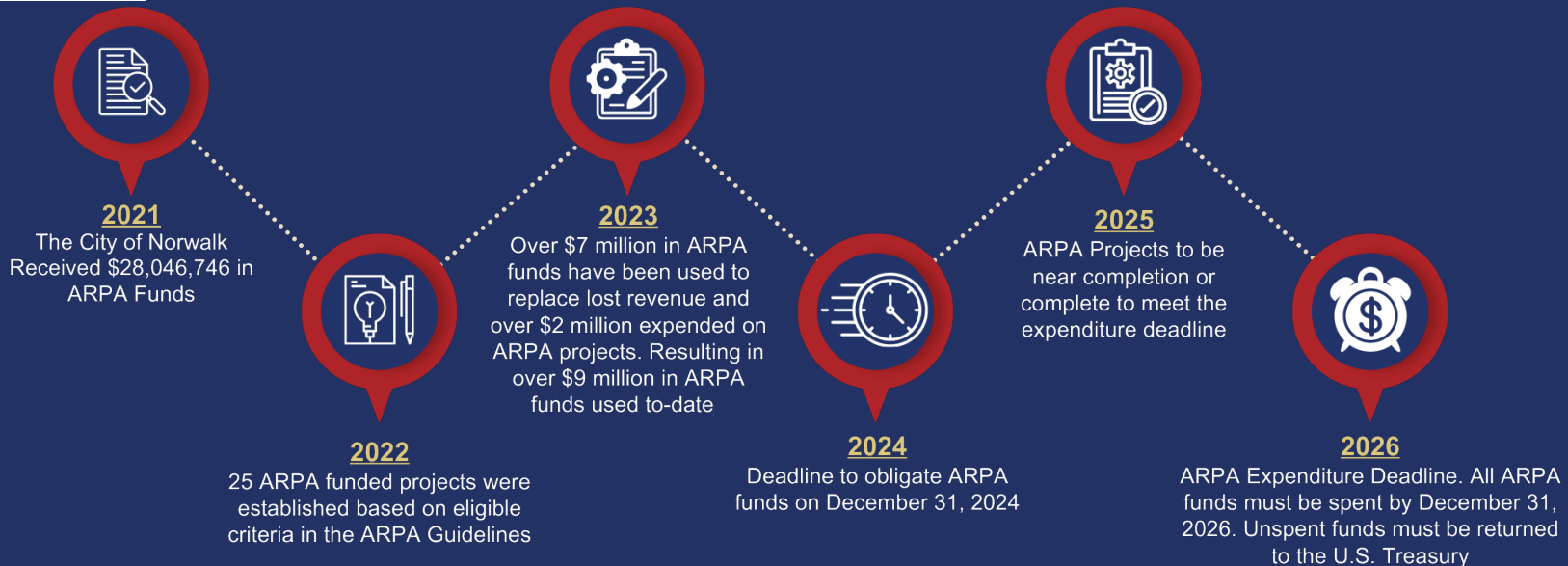


## Description of Activities




The American Rescue Plan Act, or ARPA, was signed into law by President Biden on March 10, 2021 which included State and Local Fiscal Recovery funds to support state and local governments as they faced the impacts of the unprecedented COVID-19 pandemic. The City of Norwalk was allocated \$28,046,746 in ARPA funding for use towards eligible expenditures in 2021.

Since then, the City has been able to utilize ARPA funding to fill the gaps in lost revenue, implement technology based solutions to streamline City services, planned for facility upgrades, initiated studies and plans to assist local businesses as they emerge from the fiscal impacts of the pandemic, provide premium pay to essential staff working in-person through the height of the pandemic, onboard additional staff to support City operations, and provide essential security and free internet access at various City facilities.

## ARPA Timeline:



## American Rescue Plan Act (ARPA) Project Detail

Budget Unit	Project Number	Project Name	ADOPTED FUNDING THROUGH LIFE OF ARPA	EXPENDITURES THROUGH LIFE OF ARPA	FY 2024 ESTIMATED CARRYOVER	FY 2024 NEW APPROPRIATION	CARRYOVER & NEW APPROPRIATION TOTAL	Status/Comments
 <b>Public Affairs/Communications</b>								
219-10-1204-2089	1.7C1219	Enhanced Public Communication Efforts	112,000	79,770	32,230	114,000	146,230	Citywide promotional software subscriptions & Geotargeted text and email software
			<b>112,000</b>	<b>79,770</b>	<b>32,230</b>	<b>114,000</b>	<b>146,230</b>	
	1.7C3219	Enhanced Communications Staffing	187,000	124,640	62,360	50,000	112,360	Staffing support to assist in disseminating vital public health information to the community
219-10-1204-2075	1.7C4219	Website Enhancements	50,000	-	50,000	-	50,000	Implementation of Content Management Software to update the City's existing website, enhancing the user experience and overall streamline interaction with the public
	1.7C5219	Cable Programming Equipment	410,132	5,200	404,932	(27,500)	377,432	Upgrades to cable equipment for the City's Cable channel which many community members utilize to receive updates, information, and view live City Council meetings
		<b>TOTAL</b>	<b>647,132</b>	<b>129,840</b>	<b>517,292</b>	<b>22,500</b>	<b>539,792</b>	
 <b>MIS</b>								
219-10-1205-2075	7.1T5219	Technology Software Upgrades (Microsoft 365)	250,000	-	250,000	50,000	300,000	Implementation of Microsoft 365 upgrades for internal efficiency enhancements
219-10-1205-3860	7.1T6219	Technology Infrastructure Upgrades	-	-	-	1,877,400	1,877,400	Upgrades to existing network infrastructure to support existing and future operations
		<b>TOTAL</b>	<b>250,000</b>	<b>-</b>	<b>250,000</b>	<b>1,927,400</b>	<b>2,177,400</b>	
219-10-1205-2192	5.21219	Citywide Wi-Fi to address Digital Divide	-	-	-	194,400	194,400	Annual cost to provide free Wi-Fi at various City Parks
		<b>TOTAL</b>	<b>-</b>	<b>-</b>	<b>-</b>	<b>194,400</b>	<b>194,400</b>	
 <b>City Clerk</b>								
219-10-1301-2089	7.1T2219	Agenda Management Software	-	-	-	36,395	36,395	Ongoing cost for the City's full-service solution to streamline the agenda creation process and public availability of Council Agenda Reports.
		<b>TOTAL</b>	<b>-</b>	<b>-</b>	<b>-</b>	<b>36,395</b>	<b>36,395</b>	
219-10-1301-3860	7.1T2219	Agenda Management Software	40,000	36,605	3,395	(3,395)	-	Implementation of a full-service solution to streamline the agenda creation process and public availability of Council Agenda Reports.
		<b>TOTAL</b>	<b>40,000</b>	<b>36,605</b>	<b>3,395</b>	<b>(3,395)</b>	<b>-</b>	

## American Rescue Plan Act (ARPA) Project Detail

Budget Unit	Project Number	Project Name	ADOPTED FUNDING THROUGH LIFE OF ARPA	EXPENDITURES THROUGH LIFE OF ARPA	FY 2024 ESTIMATED CARRYOVER	FY 2024 NEW APPROPRIATION	CARRYOVER & NEW APPROPRIATION TOTAL	Status/Comments
<b>Human Resources</b>								
219-10-1401-2170	1.21219	COVID testing	24,000	23,519	481	(481)	-	Completed FY 23. COVID-19 tests for City staff
<b>TOTAL</b>			<b>24,000</b>	<b>23,519</b>	<b>481</b>	<b>(481)</b>	<b>-</b>	
<b>Finance</b>								
219-10-1501-2089	7.1T3219	Bid Management Software	-	-	-	26,500	26,500	Annual subscription cost for online bid management software streamlining and automating the solicitation process for a more effective, transparent, and user-friendly procurement process.
	7.1T4219	Digital Timecard System	-	-	-	84,600	84,600	Annual subscription cost for virtual timekeeping system.
<b>TOTAL</b>			<b>-</b>	<b>-</b>	<b>-</b>	<b>111,100</b>	<b>111,100</b>	
219-10-1501-3860	7.1T3219	Bid Management Software	27,600	27,600	-	-	-	Implementation of an online bid management software streamlining and automating the solicitation process for a more effective, transparent, and user-friendly procurement process.
	7.1T4219	Digital Timecard System	239,700	114,614	125,086	(16,600)	108,486	Implementation of a virtual timekeeping system.
<b>TOTAL</b>			<b>267,300</b>	<b>142,214</b>	<b>125,086</b>	<b>(16,600)</b>	<b>108,486</b>	
219-xx-xxxx-	4.1219	ARPA Premium Pay	459,719	459,719	-	-	-	Completed FY 22. Premium pay to City staff who reported to work in-person through the height of the pandemic
<b>TOTAL</b>			<b>459,719</b>	<b>459,719</b>	<b>-</b>	<b>-</b>	<b>-</b>	
<b>Public Safety</b>								
219-20-2102-3860	1.7C6219	Emergency Operations Center Upgrades	466,200	-	466,200	-	466,200	Installation of collaborative communication equipment purposed for continuous command and control of City assets during a disaster
219-20-4107	3.1219	HOPE Team	-	-	-	1,250,800	1,250,800	Staff time for the City's Homeless Outreach Team in efforts to combat the City's homeless crisis that was exasperated as a result of the COVID-19 Pandemic
<b>TOTAL</b>			<b>-</b>	<b>-</b>	<b>-</b>	<b>1,250,800</b>	<b>1,250,800</b>	

## American Rescue Plan Act (ARPA) Project Detail

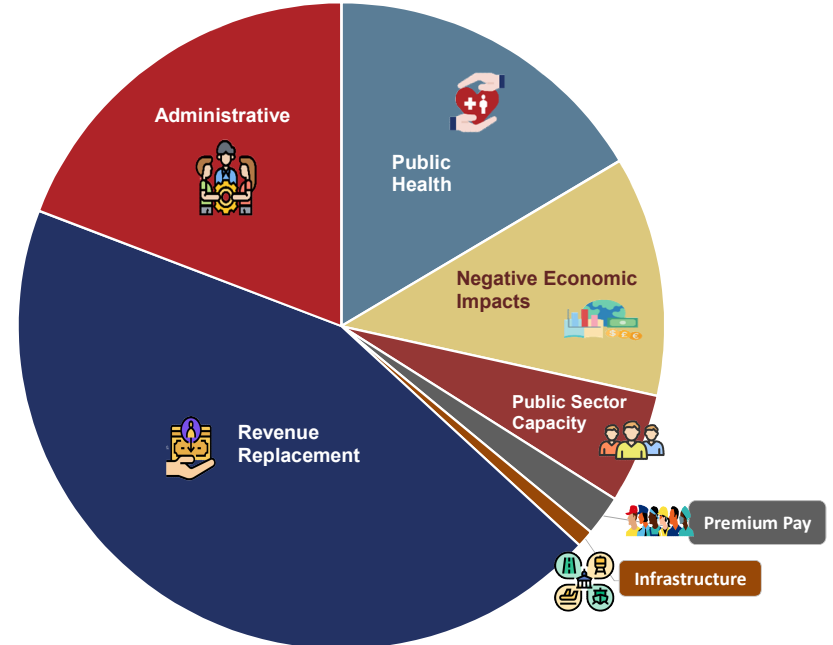
Budget Unit	Project Number	Project Name	ADOPTED FUNDING THROUGH LIFE OF ARPA	EXPENDITURES THROUGH LIFE OF ARPA	FY 2024 ESTIMATED CARRYOVER	FY 2024 NEW APPROPRIATION	CARRYOVER & NEW APPROPRIATION TOTAL	Status/Comments
<b>Community Development</b>								
219-61-6101-2075	2.361219	Entertainment District Signage	18,000	15,450	2,550	-	2,550	Plan to identify and implement signage and wayfinding solutions that will enhance advertisements to local business who were detrimented as a result of the pandemic
	2.366219	Heart of Norwalk Revitalization	829,900	107,734	722,166	-	722,166	Development of a Plan to revitalize the City's historic business through the analysis of development standards, design guidelines, and base residential densities
	7.1T1219	Scan & Digitize Records	600,000	-	600,000	-	600,000	Digitization of existing large documents for record keeping
<b>TOTAL</b>			<b>1,447,900</b>	<b>123,184</b>	<b>1,324,716</b>	<b>-</b>	<b>1,324,716</b>	
<b>Planning</b>								
219-61-6105-2075	2.22219	Tank Farm Park Development	942,150	-	942,150	905,000	1,847,150	Construction of a community recreational area in a previously-owned military storage location
<b>TOTAL</b>			<b>942,150</b>	<b>-</b>	<b>942,150</b>	<b>905,000</b>	<b>1,847,150</b>	
<b>Housing</b>								
219-63-6303-2075	2.15219	Affordable Housing Fund	33,700	33,680	20	-20	-	Development of a high-concept and vision study for homeless services and housing complexes
<b>TOTAL</b>			<b>33,700</b>	<b>33,680</b>	<b>20</b>	<b>(20)</b>	<b>-</b>	
<b>Capital Improvement Projects</b>								
219-70-7854-2075	1.7C2219	Security Technology Equipment	1,961,936	953,146	1,008,790	-	1,008,790	Installation of security equipment at various city parks and facilities to enhance public safety
<b>TOTAL</b>			<b>1,961,936</b>	<b>953,146</b>	<b>1,008,790</b>	<b>-</b>	<b>1,008,790</b>	
219-70-7861-2075	1.45219	Modernize Ventilation in City Facilities	15,000	12,875	2,125	185,000	187,125	Upgrades to ventilation systems in City facilities to
<b>TOTAL</b>			<b>15,000</b>	<b>12,875</b>	<b>2,125</b>	<b>185,000</b>	<b>187,125</b>	
219-70-7868-2075	1.7C7219	Emergency Operations Center Restroom Upgrades	-	-	-	200,000	200,000	Upgrades to the restroom facilities of the EOC
<b>TOTAL</b>			<b>-</b>	<b>-</b>	<b>-</b>	<b>200,000</b>	<b>200,000</b>	

## American Rescue Plan Act (ARPA) Project Detail

Budget Unit	Project Number	Project Name	ADOPTED FUNDING THROUGH LIFE OF ARPA	EXPENDITURES THROUGH LIFE OF ARPA	FY 2024 ESTIMATED CARRYOVER	FY 2024 NEW APPROPRIATION	CARRYOVER & NEW APPROPRIATION TOTAL	Status/Comments
<b>Revenue Replacement</b>								
219-90-9101-3990	6.1219	Loss of Revenue	7,111,708	7,111,708	-	2,888,292	2,888,292	Replacement of lost revenue into the City's General Fund
<b>TOTAL</b>			<b>7,111,708</b>	<b>7,111,708</b>	<b>-</b>	<b>2,888,292</b>	<b>2,888,292</b>	
<b>Various Departments</b>								
219-XX-XXXX	7.1A219	Staff Time and Other Administrative Costs	462,490	462,490	-	693,466	693,466	ARPA-funded staff (5) and associated costs
<b>TOTAL</b>			<b>462,490</b>	<b>462,490</b>	<b>-</b>	<b>693,466</b>	<b>693,466</b>	
No. of Active ARPA Projects:	24	<b>TOTAL</b>	<b>14,241,235</b>	<b>9,568,750</b>	<b>4,672,485</b>	<b>8,507,857</b>	<b>13,180,342</b>	

Category	Expenditures & Appropriations
Public Health	\$3,747,287
Negative Economic Impacts	\$2,728,730
Public Sector Capacity	\$1,250,800
Premium Pay	\$459,719
Infrastructure	\$194,400
Revenue Replacement	\$10,000,000
Administrative	\$4,368,156
<b>Total:</b>	<b>\$22,749,092</b>

<b>Total ARPA Allocation:</b>	\$28,046,746
<b>Total ARPA Funds Used &amp; Appropriated:</b>	\$22,749,092
<b>Total ARPA Funds Remaining:</b>	\$5,297,654



# CITY OF NORWALK

## OUTSTANDING DEBT DESCRIPTION

Debt Service funds accounts for the resources allocated toward debt service payments and are a recognized fund type in generally accepted governmental accounting principles (GAAP). The amortization schedule for principal and interest payments resembles mortgage payments, in that principal payments typically increase, while interest payments decrease over the life of the debt. All bonded indebtedness is administered by trustees as designated in the debt's Official Statement. Debt service payments and related administrative fees are budgeted in the Norwalk Community Facilities Financing Authority and transfers are made from the respective funds such as the General Fund, Parking Structure, Measure M, and Measure R Special Revenue Funds.

### Current Debt:

#### Norwalk Community Facilities Financing Authority Lease Revenue Refunding Bonds 2013 Series A

Issued:	\$7,120,000 in May 2013	Outstanding Principal 6/30/23:	\$ 2,900,000
		Interest	\$ 308,306
Purpose:	To refund the outstanding balance of 1999 Lease Revenue Refunding Bonds		
Debt Payments:	Semi-annually in December and June for Interest, Principal paid in June	Maturity Date:	June 2029

#### Norwalk Community Facilities Financing Authority Lease Revenue Refunding Bonds 2013 Series B

Issued:	\$8,630,000 in July 2013	Outstanding Principal 6/30/23:	\$ 2,415,000
		Interest	\$ 125,750
Purpose:	To refund the outstanding balance of 2001 Lease Revenue Refunding Bonds		
Debt payments:	Semi-annually in December and June for Interest, Principal paid in June	Maturity Date:	June 2025

# CITY OF NORWALK

## OUTSTANDING DEBT DESCRIPTION

### Norwalk Community Facilities Financing Authority Measure M Bonds 2019 Series A

Issued: \$10,435,000 in July 2019

Outstanding Principal 6/30/23: \$ 8,285,000  
Interest \$ 2,411,050

Purpose: To fund local street improvement projects

Debt Payments: Semi-annually in December and June for Interest, Principal paid in June

Maturity Date: June 2034

### Norwalk Community Facilities Financing Authority Measure R Bonds 2019 Series B

Issued: \$9,250,000 in July 2019

Outstanding Principal 6/30/23: \$ 7,340,000  
Interest \$ 2,135,350

Purpose: To fund local street improvement projects

Debt payments: Semi-annually in December and June for Interest, Principal paid in June

Maturity Date: June 2034

### Water Revenue Bonds 2013 Series A

Issued: \$9,395,000 in May 2013

Outstanding Principal 6/30/23: \$ 7,410,000  
Interest \$ 3,376,975

Purpose: To fund the acquisition of water rights and water system infrastructure improvements.

Debt Payments: Semi-annually in December and June, Principal due in June

Maturity Date: June 2043

# CITY OF WORK OUTSTANDING DEBT DESCRIPTION

**Street Lights Lease Agreement 2018**

Issued: \$4,337,008 in May 2018

Outstanding Principal 6/30/23: \$ 3,215,819  
Interest \$ 884,342

Purpose: To fund the acquisition of street light pole acquisition and retrofit of LED lights.

Debt Payments: Annually in June

Maturity Date: June 2033

# Revenue Guide

---

AB 1290	Portion of tax increment revenues generated by properties within the redevelopment agency boundary.
Business License Tax	Tax on businesses for the privilege of conducting business within the city.
Citizens Option for Public Safety (COPS)	Revenue granted from the state General fund for supplemental public safety services. (Special Revenue Fund)
Fees, Charges and Rates	Fees comprise a broad category of locally imposed revenues generally intended to recover all or a portion of government's cost for providing a service or access to public property, or for mitigating the impacts of the fee payer's activities on the community. Revenues from all charges for specific services provided by the City such as engineering and plan check, recreation fees, facility use fees, regulatory fees, etc.
Fines, Forfeitures, and Penalties	Revenues received from the City's allocation of fines and penalties imposed by the courts for vehicle code and other statutory violations.
Franchise Taxes	Taxes levied by the City upon private companies for the use of City property or granting special franchises. City imposes franchise taxes on Cable TV, Solid Waste, Electric, Gas, Water and Oil Companies.
Interest Income	Interest generated from the City's investments.
License and Permits	Licenses or permits are issued to regulate activities within the City, such as animal licensing, special event permits, etc.

Measure P	Revenue received from 0.75% additional local sales tax, approved by the voter on March 3, 2020.
Measure M	Percentage of Sales Tax dedicated to transportation related improvements. (Special Revenue Fund)
Measure R	Percentage of Sales Tax dedicated to transportation related improvements. (Special Revenue Fund)
Measure W	Special tax, 2.5 cents per square foot of “impermeable area”, for parcels located in the Los Angeles County Flood Control District.
Motor Vehicle License Fee	Based on the market value of a vehicle, the Motor Vehicle License Fee (VLF) is a state imposed tax for the privilege of operating the vehicle on public streets.
Motor Vehicle Fuel Tax (Highway User Tax, Gasoline Excise Tax)	An 18 cent per gallon tax on fuel used to propel motor vehicle or aircraft. The State Controller’s Office collects and allocates the revenues, and audits the use of the revenues, which are restricted research, planning, construction, improvement, maintenance and operation of public streets and highways.
No/Low Property Tax	Designation as a result of city receiving no share of the property tax.
PEG	Revenue received from Cable TV companies for Public-Educational-Government Access (PEG) television.

Property Taxes	Revenues received as a result of taxes levied on real estate and personal property.
Property Tax in Lieu of VLF	Revenues received as a result of local Vehicle License Fee revenues for additional shares of the property tax as a part of state-local budget agreement. Under this arrangement the VLF rate was reduced from 2% to 0.65%. The reduction in VLF revenue to cities and counties was replaced with a like amount of property taxes, dollar-for-dollar.
Highway User Tax Section 2103 (formerly Proposition 42 Transportation Congestion Relief Fund)	Portions of Highway User Tax – an excise tax dedicated to streets, traffic and transportation maintenance and improvement, included as part of Gas Tax (Fund 204) for fiscal year 2024.
Sales and Use Tax	A tax imposed on the total retail price of any tangible personal property and the use or storage of such property when sales tax is not paid.
State Mandate Reimbursement	State reimbursement to cities for programs and services mandated by state.
Real Property Transfer Taxes	Tax imposed on the transfer of ownership in real estate. Real property transfer tax imposes a tax on the purchaser of real property based upon the value of the property.
Road Maintenance Rehabilitation Account	Revenues from Vehicle Registration Tax and portion of Fuel Taxes distributed to local governments for local street and road improvement.

Transient Occupancy Taxes

Tax imposed on individuals renting accommodations in hotels, motels, inn etc.

Use of Money and Property

Revenues received from the rental of land, buildings, equipment and interest from investment of City funds.

Utility User Tax

Tax imposed on the use of, telephone services and the consumption of electricity and gas.

# Glossary

---

## A

**Actual** - Amount paid for expenditures for the fiscal year.

**Adopted Budget** - The new allocation of expenditures and revenues for the fiscal year as approved by the City Council.

**Air Quality Improvement (AQMD) Fund** - A fund which accounts for monies received from AQMD, which are used to improve air quality. (A special revenue fund.)

**Allocations** – A part of a lump-sum appropriation which is designated for expenditure by specific organization units and/or for special purposes, activities or objects.

**Appropriation** - A legal authorization granted by the City Council to expend monies, and incur obligation for specific purposes.

**American Rescue Plan Act (ARPA)** - Emergency funding for eligible state, local, territorial, and Tribal governments to respond to the COVID-19 emergency and bring back jobs.

**Annual Comprehensive Financial Report (ACFR)** – The official financial statement of a government.

**Assessments** - Charges on real property or businesses levied to pay for facilities or services within a predetermined area according to the benefit to real property or businesses resulting from the improvements.

**Audit** - An examination of systems, procedures, programs and financial data to ensure compliance with specified rules and regulations. The end product of an audit is a report issued by an independent auditor that describes the City's financial condition and the results of its operations.

## B

**Balanced Budget** - The amount of budgeted expenditures is equal to or less than the amount of budgeted revenues plus other available resources.

**Bond** – Capital raised by issuing an interest-bearing promise to pay a specified sum of money.

**Bond Proceeds** - Funds received from the sale or issuance of bonds.

**Budget** - A financial plan serving as a pattern for, and control over, future operations – any estimate of future costs or plan for the utilization of the workforce, material or other resources.

**Business License Fee** - A fee imposed on persons or entities doing business within the City.

## C

**Calendar Year** - A continuous period beginning January 1 and ending December 31.

**California Public Employees' Retirement System (CalPERS)** – The retirement system that all permanent City employees are members of. CalPERS is administered by the State of California.

**Capital Improvement Program** - A plan for construction or major repair of City infrastructures, facilities or buildings.

**Capital Outlay** - The acquisition costs of equipment with a value of \$5,000 or greater used in providing direct services or inventoried equipment such as computers, laptops, cameras, printers, etc.

**Capital Projects Fund** - A fund which accounts for all capital projects not being accounted for in other capital projects funds. (A capital projects fund.)

**Carryover or Carry Forward** - The process of bringing a budgeted and encumbered item from the current fiscal year to the next fiscal year.

**Community Development Block Grant (CDBG) Fund** - A fund which accounts for the revenues and expenditures of approved Federal Housing and Community Development Act projects. (A special revenue fund)

**Contingency Fund** - An amount reserved for possible emergencies.

**Coronavirus Aid, Relief, and Economic Security Act (CARES Act)** - economic stimulus bill passed by congress on March 27,2020.

**Current Year** - The fiscal year in process.

## D

**Debt Service** - The cost of paying the principal and interest on money according to a predetermined schedule.

**Debt Service Fund** – A fund established to account for the accumulation of resources for, and the payment of, general long-term debt principal and interest.

**Deficit** – Insufficiency in a fund as a result of excess spending over revenues.

**Department** - An organizational unit within a fund that can be subdivided into divisions.

**Depreciation** – (1) Expiration in the service life of fixed assets attributable to wear and tear, deterioration, action of the physical elements, inadequacy and obsolescence. (2) The portion of the cost of a fixed asset charged as an expense during a particular period.

**Development Impact Fees** - Fees imposed to pay for improvements and facilities required to serve new development or otherwise reduce the impacts of new development on a community.

**Division** - An organizational unit within a department that can be subdivided into subunits.

## E

**Employee Benefits Fund** - A fund which accounts for payments made for retired employee health benefits. (A special revenue fund.)

**Encumbrance** - Money allocated for payment of goods/services contracted for but not yet received.

**Enterprise Fund** - A fund similar to those found in the private sectors that are structured to be revenue-generating and self-supporting.

**Equipment Replacement Fund** - A fund which accounts for the cost of replacing vehicles in various departments within the City. (An internal services fund.)

**Expenditures** - The cost for personnel, materials and equipment required to deliver services.

## F

**Financial Accounting Standards Board (FASB)** – The authoritative accounting and financial reporting standards-setting body for business entities.

**Fiscal Year** - A 12-month time period designated to signify the beginning and ending period for recording financial transactions.

**Fixed Assets** – Assets of a long-term character which are intended to be held or used, such as land, buildings, machinery, furniture and other equipment.

**Franchise In-Lieu** – A tax paid by City Utilities that in part represents the property tax that would be paid by private utilities for the privilege of having lines and mains in Norwalk streets, etc.

**Franchise Fee** - Fee collected by the City upon companies for the use of City property.

**Fringe Benefits** - Compensation that the City contributes to its employees such as retirement, life and health insurance.

**Full-Time Equivalent** - The equivalent of a full-time position for one year.

**Fund** - An accounting entity established to record financial transactions and resources for specific activities or to attain certain objectives.

**Fund Balance** - The net effect of current assets less current liabilities at any given point in time.

## G

**Gann Appropriations Limit** - Article XIII-B of the California State Constitution that provides limits to the total amount of appropriations in any fiscal year from tax proceeds.

**Gas Tax Fund** - A fund which accounts for the revenues and expenditures of the City's proportionate share of gas tax monies collected by the State of California, which are used for street construction and maintenance. (A special revenue fund.)

**General Fund** - A fund which accounts for tax and other general purpose revenues (e.g., sales taxes, property taxes, fines, interest, etc.) and records the transactions of general governmental services (e.g., police, fire, library, parks and public works).

**Generally Accepted Accounting Principles (GAAP)** - Uniform minimum standards and guidelines for financial accounting and reporting.

**Generally Accepted Auditing Standards (GAAS)** – Standards established by the AICPA for the conduct and reporting of financial audits.

**Governmental Accounting Standards Board (GASB)** - The authoritative accounting and financial reporting standard-setting body for government entities.

**Grant** - A restricted funding source for a specific purpose, activity, or facility.

**Grants and Seizures Fund** - A fund which accounts for monies received from private grants and police seizures. (A special revenue fund.)

**I**

**Infrastructure** - Physical facilities that the residents of the City depend on such as sewers, storm drains, buildings, utility lines, parks and streets.

**Interest Income** - Revenues generated from interest earned from the City's investments.

**Interfund Transactions** - The transactions among funds of the same government reporting entity.

**Internal Service** - The costs of reimbursement for services provided by Internal Service Fund programs to other City programs and departments (e.g., vehicle maintenance, employees' benefits, etc.).

**Internal Service Fund** - A fund used to finance and account for goods and services provided by one City department to other City departments.

**Intra-Governmental Loan Fund** - A fund which accounts for costs related to various advances to the Redevelopment Agency. (An internal services fund.)

**L**

**LAIF** - The Local Agency Investment Fund is an investment pool managed by the State of California.

**Liability** - An obligation that legally binds an entity to settle or pay a debt.

**Low and Moderate Income Housing Fund** - A fund which accounts for monies received and expended to assist low and moderate income households. (A special revenue fund.)

## M

**Measure M** - This fund accounts for revenues received from the County from the one-half cent tax authorized by Measure "M". Expenditures are restricted to improve traffic flow and safety.

**Measure P** -  $\frac{3}{4}$  cent local sales tax approved by voters on March 3, 2020, effective July 1, 2020

**Measure R** - This fund accounts for mainly revenues and monies spent on critical transit and highway projects.

**Measure W** - this fund accounts for revenues received as a portion of special tax for parcels located in the Los Angeles County Flood Control District, which covers the majority of Los Angeles County. The tax revenue was approved by voters in 2018 as Measure "W - The Safe, Clean Water Act". It is taxed at a rate of 2.5 cents per square foot of "impermeable area" (i.e. paved or built-on surfaces that that prevent "storm water and urban runoff from entering the earth," like concrete patios and driveways) and paid by property owners to fund projects, infrastructure, and programs to capture, treat, and recycle rainwater.

**Memorandum of Understanding** - Agreement between mutual parties such as between City departments or between the City and employee organizations.

**Mission** - A broad statement of purpose.

**Motor Vehicle License Fee (VLF)** - The Motor Vehicle License Fee is a tax on ownership of a registered vehicle.

## N

**Norwalk Community Facilities Financing Authority Fund** - A fund which accounts for payments of principal and interest for debt service such as bonds.

**Note Payable** – In general, an unconditional written promise signed by the maker to pay a certain sum of money on demand at a fixed or determinable time either to the bearer or to the order of a person designated therein.

**Note Receivable** - A note payable held by a governmental unit.

## O

**Objective** - A specific statement describing a result to be achieved.

**One-Time** - Activities or transactions that are irregular or occasional.

**Ongoing** - Activities or transactions that are continuous or recurring.

**Operating Budget** - A budget that focuses on everyday operating activities and programs.

**OPEB** – Other Post-Employment Benefits

## P

**Pass Through Funds** – Payments made by a third party (such as the Federal Government) to the City to be given directly (passed through) to another party.

**Payroll** - An amount the City pays its employees.

**PERS** - Public Employees Retirement System is a statewide retirement system for most City employees.

**Personnel Services** - The cost of labor, including salaries and fringe benefits.

**Personnel Expenses** - Compensation paid to, or on behalf of, City employees for salaries and wages, overtime and benefits.

**Professional Services** – Services provided by outside experts.

**Project** - A job or specific task that identifies an area of funding and improvement.

**Property Tax** - Tax levied on real estate and personal property.

**Proposition A Funds** - A fund which accounts for financial transactions in accordance with Proposition A Local Transit Assistance Act regulations. (A special revenue fund.)

**Proposition C Funds** - A fund which accounts financial transactions in accordance with Proposition C regulations. (A special revenue fund.)

## R

**Refunding Bond** - The issuance of a new bond for the purpose of retiring an outstanding bond.

**Reimbursements** – (1) Repayments of amounts remitted on behalf of another party. (2) Interfund transactions that constitute reimbursements to a fund for expenditures or expenses originally made from it, but, that properly apply to another funds.

**Reserves** - A portion of the fund balance set aside for a specific purpose.

**Resolution** - In general, an expression of desire or intent. A special order of the City Council which has a lower legal standing than an ordinance.

**Resources** - Total dollars available to be appropriated including estimated revenues, fund transfers and beginning fund balances.

**Revenue** - Monies collected and received by the City such as tax payments, business license fees and charges for services.

**Revenue Bond** - A municipal bond whose debt service is payable solely from the revenues received from operating the facilities acquired or constructed with the proceeds of the bonds.

## S

**Salary Savings** - Amount saved by departments during the fiscal year through salaries, wages and benefits due mostly through retirements, staff turnover and vacancies.

**Sales Tax** - Tax imposed on all applicable retail and commercial businesses selling goods in the City. This tax is based on the sales price of any taxable transaction relating to taxable personal property.

**Service** - A deliverable that the customer receives from a department's efforts.

**Special Revenue Fund** - A fund used to account for the proceeds of specific revenue sources that are restricted by law to be used for specific purposes.

**Successor to Redevelopment Agency** - The agency providing oversight for the redevelopment process in the City and is governed by the City Council.

**Supplemental Law Enforcement Fund** - A fund which accounts for grant monies received for local law enforcement activities. (A special revenue fund.)

**Surplus** - The excess of revenue over expenses.

## T

**Tax Allocation Bond** – A bond or financial obligation issued by the Redevelopment Agency (RDA) in order to generate funds to implement the redevelopment plan. The bond is repaid with tax increments flowing to the RDA as a result of the RDA’s revitalization of the project area.

**Tax Increment** - The increase in property taxes within the redevelopment project area that result from increases in the project area assessed value that exceeds the base year assessed value.

**Transient Occupation Tax (TOT)** - Tax imposed on individuals renting accommodations in hotels, motels and boarding houses.

## U

**User Fees and Charges** - The payment of a fee for direct receipt of a public service by the party benefiting from the service.

**Utility User’s Tax (UUT)** – Tax imposed on the use of cable television, telephone services and the consumption of electricity, gas and telephone services.

