


City, Village, and Township Revenue Sharing and County Incentive Program Certification

Issued under authority of 2020 Public Act 166. Filing is mandatory to qualify for payments.

Each city/village/township/county applying for City, Village, and Township Revenue Sharing or County Incentive Program payments must:

1. Certify to the Michigan Department of Treasury (Treasury) that the local unit listed below has produced and made available to the public a Citizen's Guide, a Performance Dashboard, a Debt Service Report, and a Projected Budget Report as required by 2020 Public Act 166. The local unit must include in any mailing of general information to its citizens, the Internet website address or the physical location where all the documents are available for public viewing in the clerk's office.
2. Submit to Treasury a Citizen's Guide, a Performance Dashboard, a Debt Service Report, and a Projected Budget Report.

This certification, along with a Citizen's Guide, a Performance Dashboard, a Debt Service Report, and a Projected Budget Report, **must be received by December 1, 2020**, (or the first day of a payment month) in order to qualify for that month's payment. Postmark dates will not be considered. For questions, call 517-335-7484.

PART 1: LOCAL UNIT INFORMATION			
Local Unit Name City of Petoskey		Local Unit County Name Emmet	
Local Unit Code 24-2020		Contact E-Mail Address aterry@petoskey.us	
Contact Name Alan Terry	Contact Title Director of Finance	Contact Telephone Number (231) 347-2500	Extension
Website Address, if reports are available online aterry@petoskey.us		Current Fiscal Year End Date December 31, 2019	
PART 2: CITIZEN'S GUIDE			
Check any of the following that apply:			
<input type="checkbox"/> The local unit has elected to use Treasury's online Citizen's Guide to comply with the legislative requirements. Therefore, a copy of the Citizen's Guide will not be submitted to Treasury.			
<input type="checkbox"/> The local unit does not have any unfunded liabilities (pensions or other postemployment benefits (OPEB)).			
PART 3: CERTIFICATION			
<i>In accordance with 2020 Public Act 166, the undersigned hereby certifies to Treasury that the above mentioned local unit 1) has produced a Citizen's Guide, a Performance Dashboard, a Debt Service Report, and a Projected Budget Report and 2) will include in any mailing of general information to our citizens, the Internet website address or the physical location where all the documents are available for public viewing in the clerk's office. The Citizen's Guide, Performance Dashboard, Debt Service Report, and Projected Budget Report are attached to this signed certification, unless otherwise noted in Part 2.</i>			
Chief Administrative Officer Signature (as defined in MCL 141.422b) 		Printed Name of Chief Administrative Officer (as defined in MCL 141.422b) Rob Straebel	
Title City Manager		Date 11/24/2020	

Completed and signed form (including required attachments) should be e-mailed to: **TreasRevenueSharing@michigan.gov**. If you are unable to submit via e-mail, fax to 517-335-3298 or mail the completed form and required attachments to:

Michigan Department of Treasury
Revenue Sharing and Grants Division
PO Box 30722
Lansing MI 48909

TREASURY USE ONLY		
CVTRS/CIP Eligible Y N	Certification Received	Citizen's Guide Received
Performance Dashboard Received	Debt Service Report Received	Projected Budget Report Received
Final Certification	CVTRS/CIP Notes	

INSTRUCTIONS FOR THE CITIZEN'S GUIDE SPREADSHEET

Note: The years on a local unit's Citizen's Guide will be different than the years on the local unit's Projected Budget Report.

The spreadsheet is organized by tabs. The first tab to the right of the "Instructions" tab is titled "Data Input" and is the tab where the majority of the information will be entered. Each tab has a Commentary box where supplemental information can be added. The next four tabs contain the Citizen's Guide and is organized as follows:

1. Revenues
2. Expenditures
3. Position
4. Obligations

To enter information in the "Data Input" tab, you will need to have copies of your financial statements, trial balances, or F-65 forms. To use the spreadsheet:

1. Rows 2 and 3 enter your Local Unit Name and Local Unit Code in the yellow highlighted boxes.
2. Rows 8 through 33 present the revenues and expenditures from all governmental funds.
 - a. These rows should include the General Fund plus all special revenue, debt service, capital project, and permanent funds (if you are using the F-65 forms, this is the sum of columns (a) and (b)).
 - b. If you have any revenue or expenditure categories that are not being used by your local unit, please "Hide" those rows on the "Data Input" tab. This will remove them from the graphs so that the graphical presentation will be easier for the citizen to understand.
3. Rows 34 through 41 present the financial position (fund balance) as of the balance sheet date.
 - a. These rows should include the General Fund plus all special revenue, debt service, capital project, and permanent funds (if you are using the F-65 forms, this is the sum of columns (a) and (b)).
 - b. If you have any financial position (fund balance) categories that are not being used by your local unit (i.e., you have no commitments or you have no assignments etc.), please "Hide" those rows on the "Data Input" tab. This will remove them from the graphs. The law does not require you to restate fund balances for years prior to the implementation of GASB 54. It is optional, but encouraged.
4. Rows 44 through 61 present the liabilities not counted on a modified-accrual basis. This represents the funded status of all "defined benefit" employee benefit plans (pension plans, retiree health care, or any other post-employment benefit (OPEB) plans).

INSTRUCTIONS FOR THE CITIZEN'S GUIDE SPREADSHEET

- a. **If you do not have any unfunded pensions or unfunded OPEB, please note that in the Commentary box on the "Obligations" tab.**
 - b. Information for this section should be in the footnote disclosures of your annual financial statements; it is also available in your actuarial valuations.
 - c. Many local units do not have annual information related to the actuarial accrued liability (AAL) for retiree health care plans. For those communities, we recommend estimating the information between valuations so that a fair picture can still be obtained. For example: if the 2007 AAL was \$5 million and the 2010 AAL was \$8 million, you could estimate to \$6 million for 2008 and \$7 million for 2009.
5. Rows 64 through 73 present the debt information. This represents all governmental liabilities not already reported in the funds themselves.
- a. **If you do not have any debt, please note that in the Commentary box on the "Obligations" tab.**
 - b. Information for this section generally can be found in the footnote disclosures of your financial statements.
6. Row 75 presents population information. This section is presented so that you can compute measures on a per-capita basis, and will make it easier for comparisons with other local units in the future. For 2010, the population count should agree with the U.S. census figures. For all other years, estimates of population are generally available through your regional council of governments.
7. Rows 78 and 79 enter the "Contact Information" in the yellow highlighted boxes.
8. Rows 85 through 89 are grayed out and should be ignored. This section is necessary in order for the interactive revenue and expenditure charts to operate properly.

On the "Revenues" and "Expenditures" tabs, box number 4 has been built as an interactive chart. When this is put on your website, the user can choose any revenue (expenditure) from the drop-down list and see the historical trend for that particular revenue (expenditure).

Before publishing the Citizen's Guide to your website, we highly recommend you "Hide" the "Data Input" tab and the "Instructions" tab so that this document will be user-friendly. To hide a tab (or row), right click on the tab (or row) and select "Hide".

Make sure when you print or save this document to a PDF, you use the "Print Entire Workbook" option. Then the entire Citizen's Guide will be in one document.

DATA INPUT PAGE FOR CITIZEN'S GUIDE TO LOCAL UNIT FINANCES

Local Unit Name: City of Petoskey
 Local Unit Code: 24020

	<u>2015</u>	<u>2016</u>	<u>2017</u>	<u>2018</u>	<u>2019</u>	<u>Per capita information</u>	
						<u>2018</u>	<u>2019</u>
<u>Statement of Revenues & Expenditures - All governmental funds</u>							
Revenues							
Taxes	4,985,678	5,508,757	5,595,118	5,748,185	5,843,466	1,014	1,031
Licenses & Permits	13,570	14,294	21,988	17,974	25,090	3	4
Federal Government	147,549	4,525	24,120	32,915	19,178	6	3
State Government	1,304,510	1,894,622	1,419,774	2,000,026	1,938,873	353	342
Local Contributions	83,332	75,784	54,227	68,946	72,983	12	13
Charges for Services	1,060,902	1,262,668	1,184,812	1,403,351	1,486,058	248	262
Fines & Forfeitures	30,300	18,084	17,705	8,455	23,622	1	4
Interest & Rents	102,791	91,589	83,047	139,667	194,095	25	34
Other Revenues	4,298,159	4,385,304	4,618,521	5,087,215	4,883,190	897	861
Total Revenues	12,026,791	13,255,627	13,019,312	14,506,734	14,486,555	2,559	2,555
Expenditures							
General Government	1,667,538	1,705,877	1,628,422	1,615,265	1,896,399	285	334
Police & Fire	2,862,052	3,378,357	3,065,414	3,091,824	3,289,421	545	580
Other Public Safety	-	-	-	-	-	-	-
Roads	597,149	1,167,094	1,393,385	1,280,411	914,785	226	161
Other Public Works	1,178,422	978,221	1,069,815	1,239,835	1,283,392	219	226
Health & Welfare	18,387	19,145	18,583	19,304	14,430	3	3
Community/Econ. Development	-	-	-	-	-	-	-
Recreation & Culture	1,662,277	1,616,776	1,685,402	1,902,857	2,044,910	336	361
Capital Outlay	870,859	998,068	949,272	1,496,120	835,337	264	147
Debt Service	298,739	293,690	320,879	307,750	348,500	54	61
Other Expenditures	2,079,400	2,085,500	2,541,204	2,932,228	2,541,168	517	448
Total Expenditures	11,234,823	12,242,728	12,672,376	13,885,594	13,168,342	2,449	2,322
Surplus (Shortfall)	791,968	1,012,899	346,936	621,140	1,318,213	110	232

DATA INPUT PAGE FOR CITIZEN'S GUIDE TO LOCAL UNIT FINANCES

Local Unit Name: City of Petoskey
 Local Unit Code: 24020

	<u>2015</u>	<u>2016</u>	<u>2017</u>	<u>2018</u>	<u>2019</u>	<u>Per capita information</u>	
						<u>2018</u>	<u>2019</u>
<u>Financial Position - All governmental funds</u>							
Nonspendable	170,636	162,885	161,095	151,594	184,914	27	33
Restricted	2,851,154	3,271,639	3,288,342	3,609,951	4,777,503	637	843
Committed	717,244	745,213	789,531	787,686	680,511	139	120
Assigned	-	-	-	-	-	-	-
Unassigned	3,087,097	3,862,587	4,150,292	4,461,169	4,685,685	787	826
Total Fund Balance	<u>6,826,131</u>	<u>8,042,324</u>	<u>8,389,260</u>	<u>9,010,400</u>	<u>10,328,613</u>	<u>1,589</u>	<u>1,822</u>

Liabilities not counted on a modified-accrual basis

Pensions

Date of actuarial valuation:	<u>12/31/2015</u>	<u>12/31/2016</u>	<u>12/31/2017</u>	<u>12/31/2018</u>	<u>12/31/2019</u>		
Assets	20,156,811	20,640,074	22,289,266	23,282,372	24,499,791		
Actuarial Liability	27,618,333	26,647,962	27,793,179	28,442,715	30,633,890		
Unfunded (Overfunded)	7,461,522	6,007,888	5,503,913	5,160,343	6,134,099	910	1,082
Percent funded	73%	77%	80%	82%	80%		

OPEB

Date of actuarial valuation:	<u>12/31/2015</u>	<u>12/31/2016</u>	<u>12/31/2017</u>	<u>12/31/2018</u>	<u>12/31/2019</u>		
Assets	-	-	-	-	-		
Actuarial Liability	75,626	75,626	21,927	-	-		
Unfunded	75,626	75,626	21,927	-	-	-	-
Percent funded	0%	0%	0%	0%	0%		
Sum of All Pension & OPEB Plans							
Assets	20,156,811	20,640,074	22,289,266	23,282,372	24,499,791		
Actuarial Liability	27,693,959	26,723,588	27,815,106	28,442,715	30,633,890		
Unfunded	7,537,148	6,083,514	5,525,840	5,160,343	6,134,099	910	1,082
Percent funded	73%	77%	80%	82%	80%		

u+A1

DATA INPUT PAGE FOR CITIZEN'S GUIDE TO LOCAL UNIT FINANCES

Local Unit Name: City of Petoskey
 Local Unit Code: 24020

	<u>2015</u>	<u>2016</u>	<u>2017</u>	<u>2018</u>	<u>2019</u>	<u>Per capita information</u>	
						<u>2018</u>	<u>2019</u>
Debt							
Bonds & Contracts Payable	850,000	800,000	729,094	641,626	542,065		
Capital Leases	-	-	-	-	-		
Other Contractual Debt	-	-	-	-	-		
Structured Debt	850,000	800,000	729,094	641,626	542,065	113	96
Employee Compensated Absences	33,641	19,539	29,581	37,460	37,918	7	7
Landfill Closure & Postclosure Care	85,000	85,000	85,000	85,000	85,000	15	15
Uninsured Losses	-	-	-	-	-	-	-
Other Claims & Contingencies	-	-	-	-	-	-	-
Total Long Term Debt (Excluding Pension & OPEB)	968,641	904,539	843,675	764,086	664,983	135	117
Population Information	5,670	5,670	5,670	5,670	5,670		

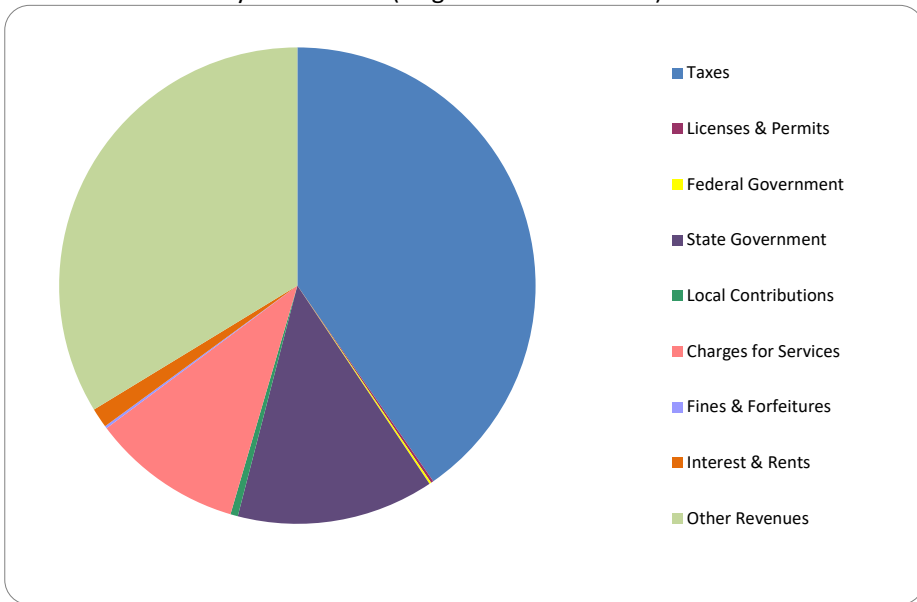
Contact Information

Contact Name: Alan Terry
 Contact Phone Number: 231/347-2500

CITIZEN'S GUIDE TO LOCAL UNIT FINANCES - City of Petoskey (24020)

REVENUES

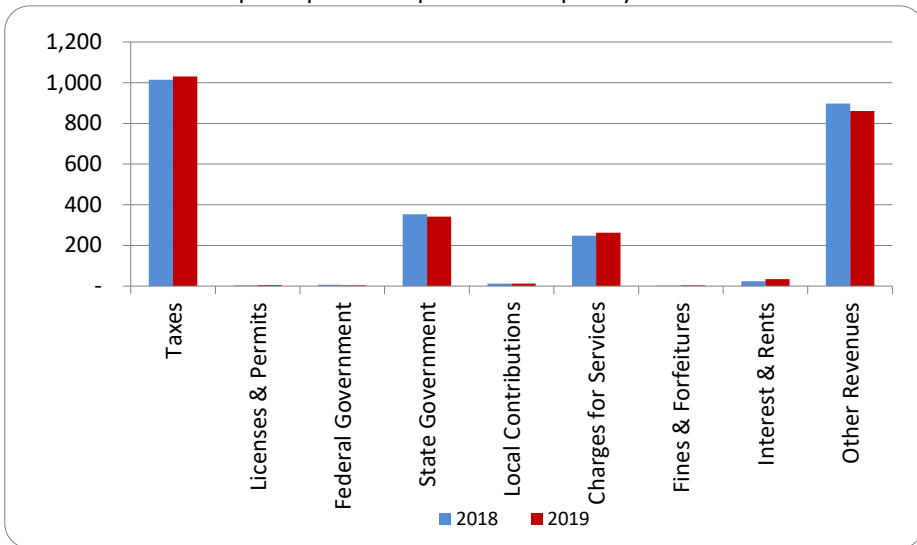
1. Where our money comes from (all governmental funds)



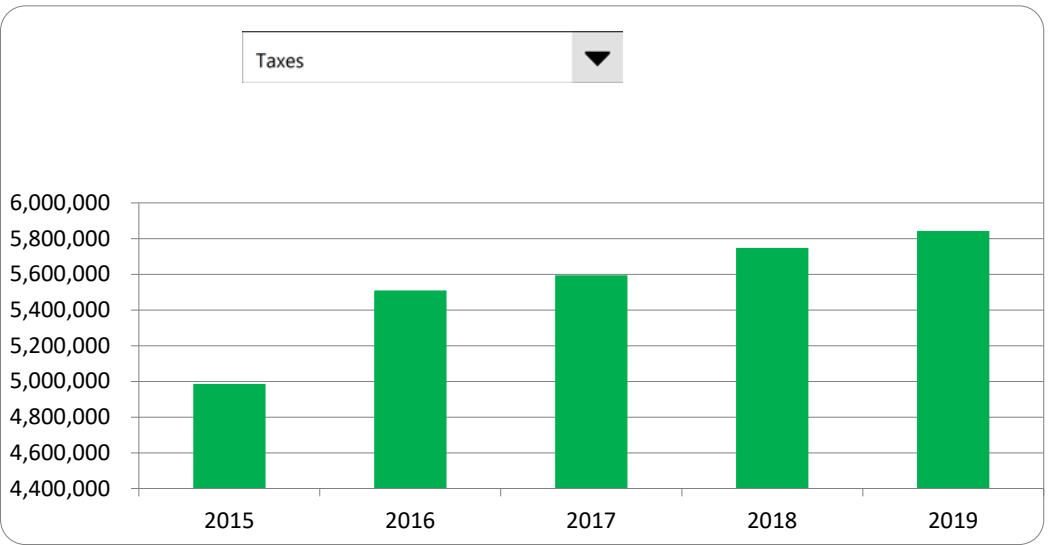
2. Compared to the prior year

	<u>2018</u>	<u>2019</u>	<u>% change</u>
Taxes	\$ 5,748,185	\$ 5,843,466	1.66%
Licenses & Permits	17,974	25,090	39.59%
Federal Government	32,915	19,178	-41.73%
State Government	2,000,026	1,938,873	-3.06%
Local Contributions	68,946	72,983	5.86%
Charges for Services	1,403,351	1,486,058	5.89%
Fines & Forfeitures	8,455	23,622	179.38%
Interest & Rents	139,667	194,095	38.97%
Other Revenues	5,087,215	4,883,190	-4.01%
Total Revenues	\$ 14,506,734	\$ 14,486,555	-0.14%

3. Revenue sources per capita - compared to the prior year



4. Historical trends of individual sources



Commentary:

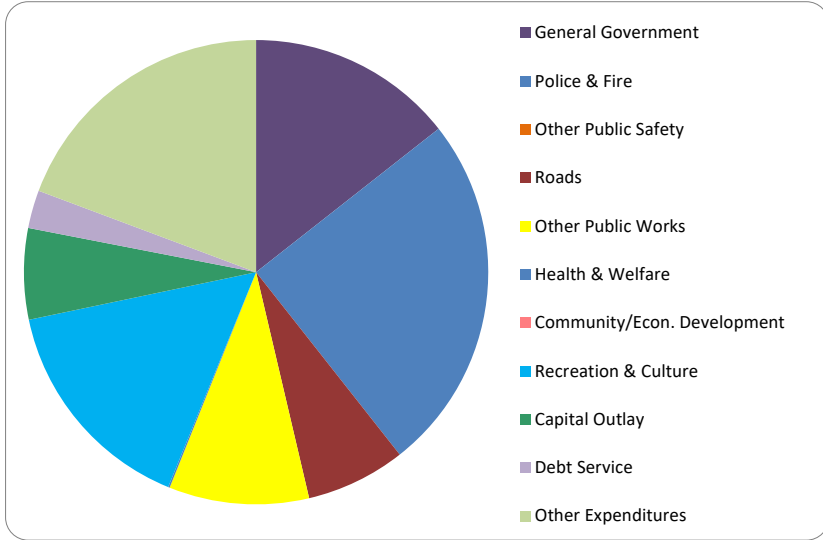
For more information on our unit's finances, contact Alan Terry at 231/347-2500.

CITIZEN'S GUIDE TO LOCAL UNIT FINANCES - City of Petoskey (24020)

EXPENDITURES

1. Where we spend our money (all governmental funds)

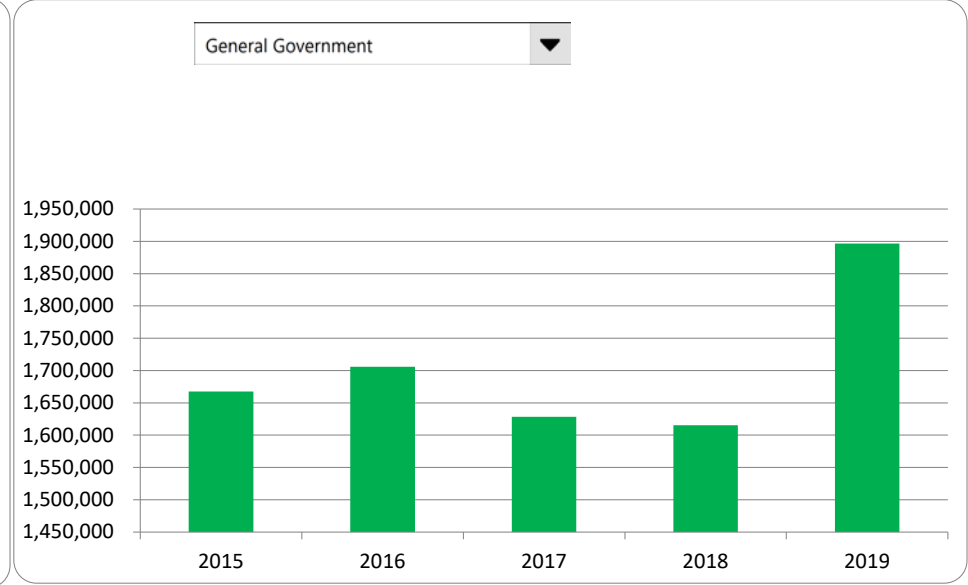
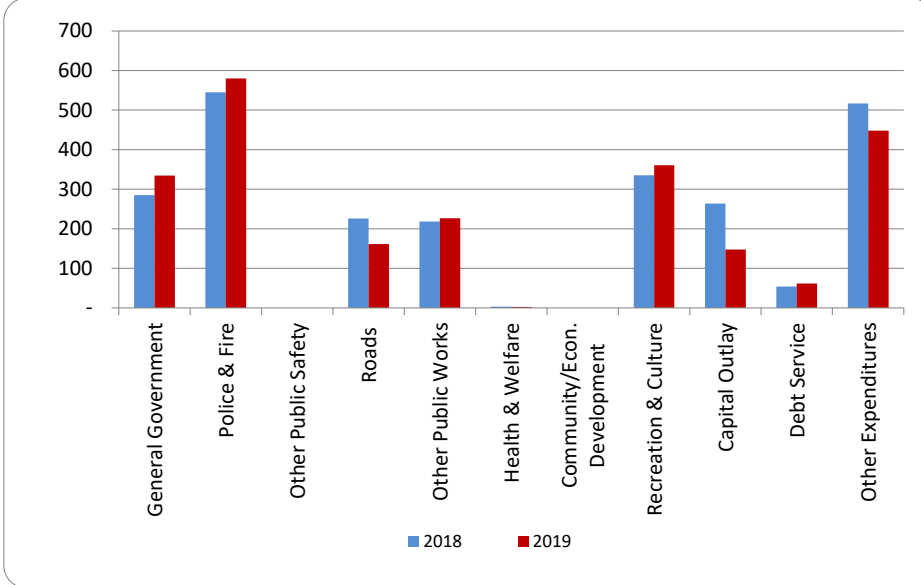
2. Compared to the prior year



	2018	2019	% change
General Government	\$ 1,615,265	\$ 1,896,399	17.40%
Police & Fire	3,091,824	3,289,421	6.39%
Other Public Safety	-	-	N/A
Roads	1,280,411	914,785	-28.56%
Other Public Works	1,239,835	1,283,392	3.51%
Health & Welfare	19,304	14,430	-25.25%
Community/Econ. Development	-	-	N/A
Recreation & Culture	1,902,857	2,044,910	7.47%
Capital Outlay	1,496,120	835,337	-44.17%
Debt Service	307,750	348,500	13.24%
Other Expenditures	2,932,228	2,541,168	-13.34%
Total Expenditures	\$ 13,885,594	\$ 13,168,342	-5.17%

3. Spending per capita - compared to the prior year

4. Historical trends of individual departments:



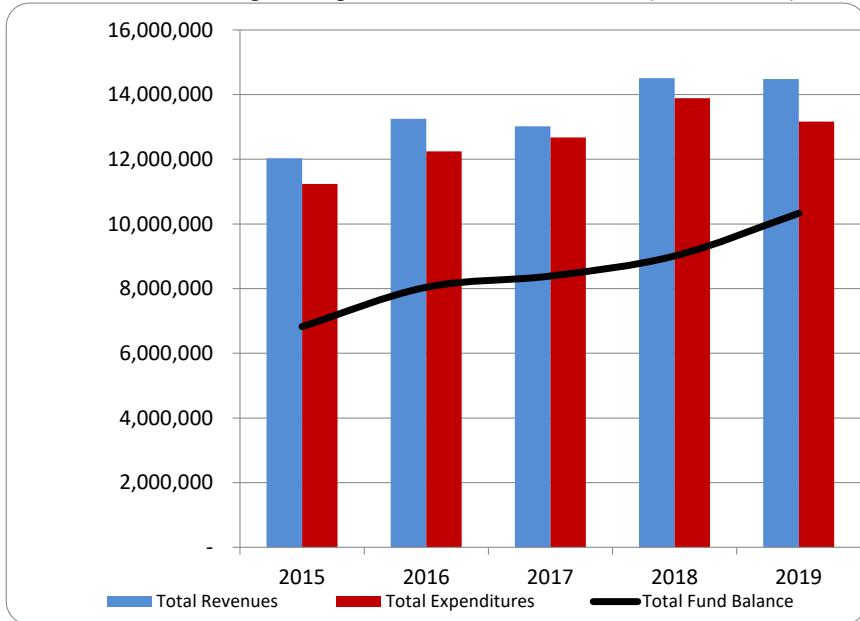
Commentary:

For more information on our unit's finances, contact Alan Terry at 231/347-2500.

CITIZEN'S GUIDE TO LOCAL UNIT FINANCES - City of Petoskey (24020)

FINANCIAL POSITION

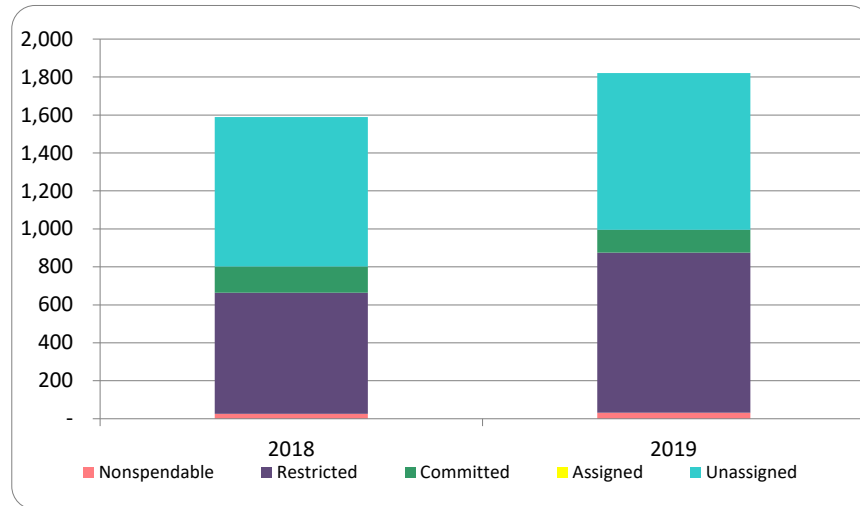
1. How have we managed our governmental fund resources (fund balance)?



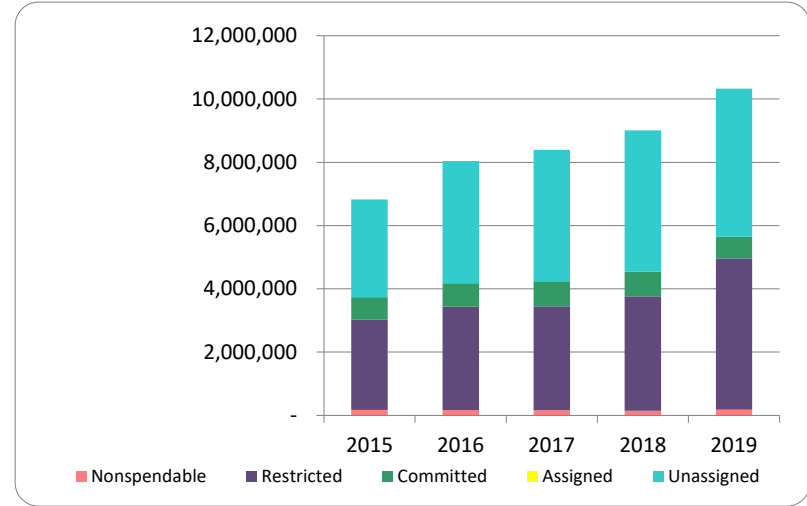
2. Compared to the prior year

	2018	2019	% change
Revenue	14,506,734	14,486,555	-0.14%
Expenditures	13,885,594	13,168,342	-5.17%
Surplus (shortfall)	621,140	1,318,213	112.22%
Fund balance, by component:			
Nondspendable	151,594	184,914	21.98%
Restricted	3,609,951	4,777,503	32.34%
Committed	787,686	680,511	-13.61%
Assigned	-	-	N/A
Unassigned	4,461,169	4,685,685	5.03%
total fund balance	9,010,400	10,328,613	14.63%

3. Fund balance per capita - compared to the prior year



4. Historical trends of individual components



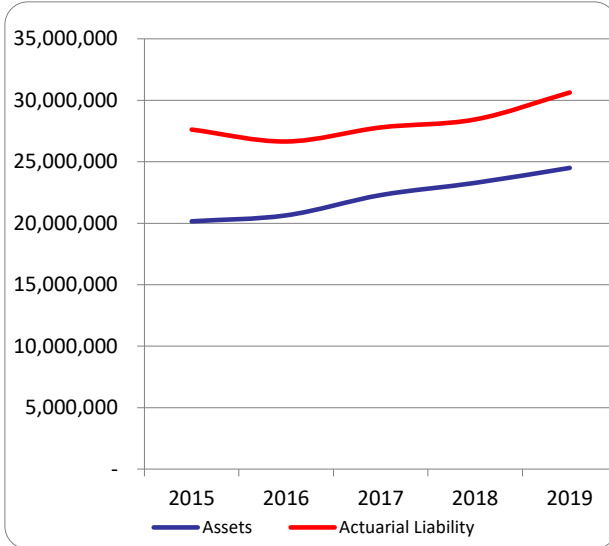
Commentary:

For more information on our unit's finances, contact Alan Terry at 231/347-2500.

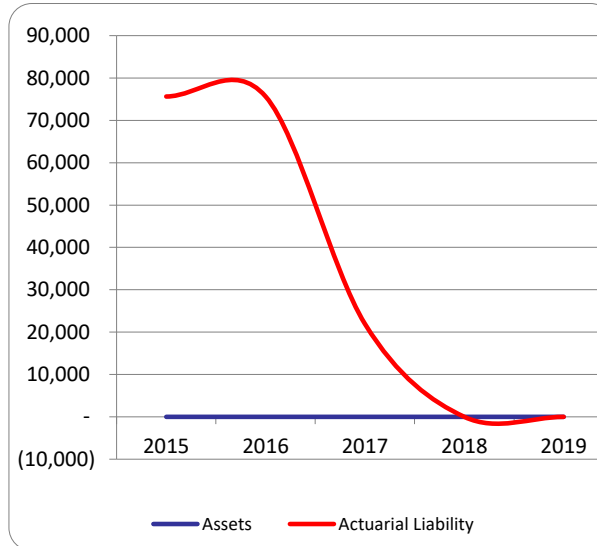
CITIZEN'S GUIDE TO LOCAL UNIT FINANCES - City of Petoskey (24020)

OTHER LONG TERM OBLIGATIONS

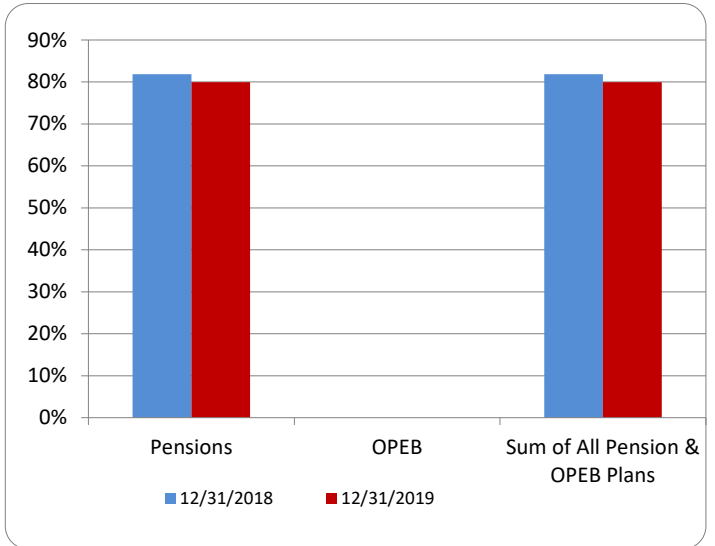
1. Pension funding status



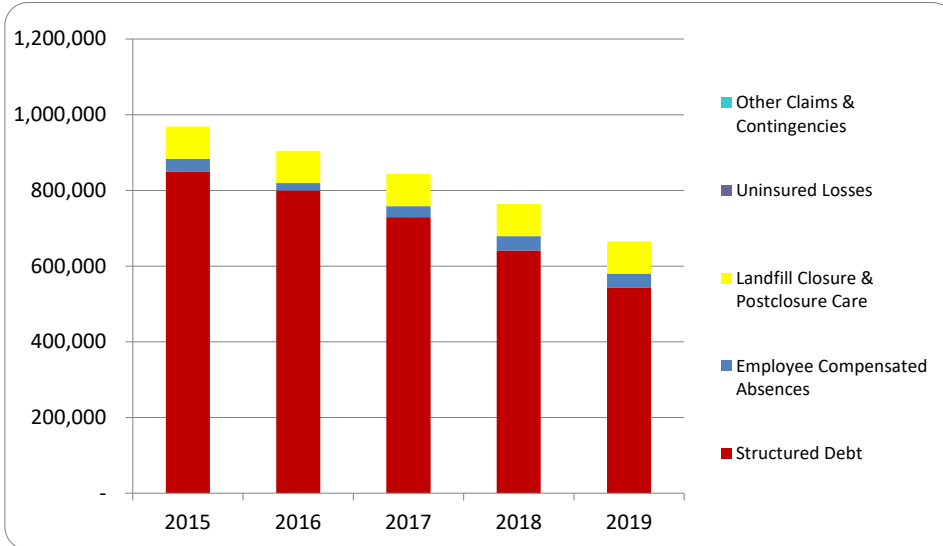
2. Retiree Health care funding status



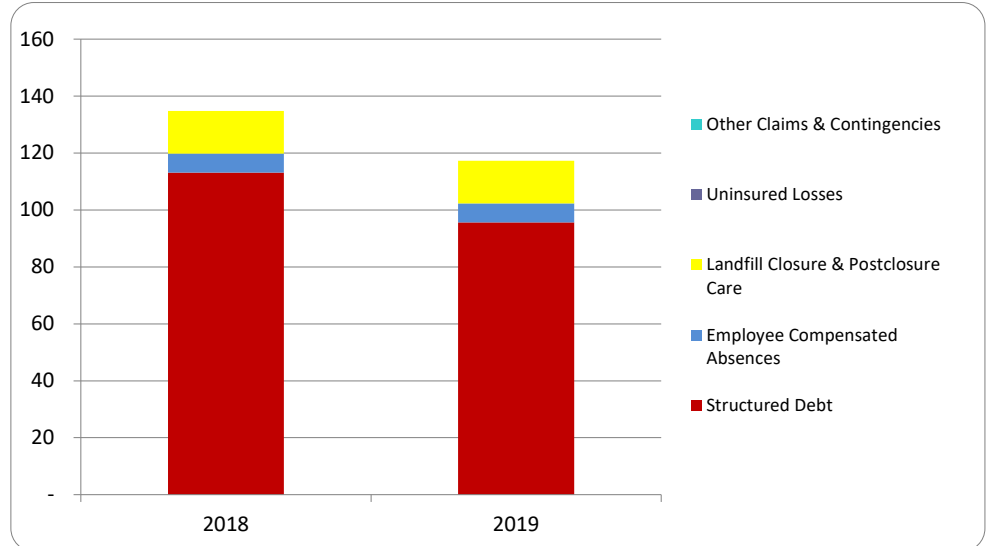
3. Percent funded - compared to the prior year



4. Long Term Debt obligations:



5. Debt & other long term obligations per capita - compared to the prior year



Commentary:

INSTRUCTIONS FOR PROJECTED BUDGET REPORT TEMPLATE

Note: The years on a local unit's Projected Budget Report will be different than the years on the local unit's Citizen's Guide and Performance Dashboard.

To fill out the Projected Budget Report, you will need at a minimum your General Fund Budget to assist you in filling in the budgeted revenues and expenditures. You may copy the tab to use for other fund budget projections (i.e. Special Revenue, Enterprise, etc...).

Fill in the yellow highlighted portions as follows:

1. Fill in the Local Unit Name, Local Unit Code, Current Fiscal Year End Date, and Fund Name.
2. For additional fund budget projections, copy and paste the "Projected Budget Report" tab as needed.
3. Current Year Budget column - Utilize the budget for your current fiscal year as the source data to fill in the current year budget. You may change or remove any items that do not pertain to your local unit or you can add additional items not listed.
4. Percentage Change column - Fill in the expected percentage change for each budgeted revenue and expenditure. The projected change can be an increase or a decrease. Enter the percentage as a whole number without a percent sign. Enter a decrease with a minus sign (i.e. negative 10% would be entered as -10).
5. Year 2 Budget column - Amounts in this column will automatically calculate based on amounts entered in the Current Year Budget column and Percentage Change column. However, amounts may be overwritten.
6. Assumptions column - Provide a brief explanation of the assumptions used in developing the budgeted projections. You do not need an assumption for every item.
7. Commentary box - Provide additional information as necessary.

Before publishing the Projected Budget Report on your website, we highly recommend you "Hide" the "Instructions" tab so that this document will be user-friendly. To hide a tab (or row), right click on the tab (or row) and select "Hide".

Make sure when you print or save this document to a PDF, you print the "Projected Budget Report" tab.

Projected Budget Report

Local Unit Name: City of Petoskey
Local Unit Code: 242020
Current Fiscal Year End Date: 12/31/2020
Fund Name: General Fund

<u>REVENUES</u>	<u>2020 Budget</u>	<u>Percentage Change</u>	<u>2021 Budget</u>	<u>Assumptions</u>
Property Taxes	\$ 4,108,200	0.9 %	\$ 3,725,900	1.% increase in TXV
State Revenue Sharing	588,500	0.8 %	485,000	
Fines & Fees	41,500	1.0 %	41,500	
Licenses & Permits	34,700	0.6 %	21,500	
Interest Income	81,000	1.1 %	90,500	
Grant Revenues	591,600	0.3 %	191,400	
Other Revenues	1,440,700	1.0 %	1,495,000	
Interfund Transfers (In)	2,565,000	1.0 %	2,531,200	
Total Revenues	\$ 9,451,200		\$ 8,582,000	
 EXPENDITURES				
General Government	\$ 1,788,300	1.0 %	\$ 1,834,100	
Police and Fire	4,086,200	0.8 %	3,329,700	
Other Public Works	657,800	1.0 %	665,900	
Health and Welfare	15,100	1.0 %	15,500	
Recreation & Culture	2,279,200	1.1 %	2,572,900	
Capital Outlay	1,042,200	0.4 %	373,300	per Capital improvement plan
Debt Service	120,000	1.0 %	116,500	per debt schedule - marina
Total Expenditures	\$ 9,988,800		\$ 8,907,900	
Net Revenues (Expenditures)	\$ (537,600)		\$ (325,900)	
 Beginning Fund Balance	 \$ 5,904,042		 \$ 5,366,442	
Ending Fund Balance	\$ 5,366,442		\$ 5,040,542	

INSTRUCTIONS FOR THE PERFORMANCE DASHBOARD

To complete this Performance Dashboard, you will need to fill in the yellow highlighted portions on the "Data Input" tab. The data on the "Data Input" tab will then fill the "Dashboard" tab.

1. On the "Data Input" tab, enter your Local Unit Name and Local Unit Code in rows 3 and 4.
2. On the "Data Input" tab, fill in the yellow highlighted portions with your local unit's information. The Comments column includes information to assist with completing each metric.
3. If a metric does not apply, you can:
 - a. On the "Data Input" tab, change the metric
 - b. On the "Dashboard" tab, indicate N/A in columns B, C, D, and E
 - c. On the "Dashboard" tab, "Delete" or "Hide" the metric row
4. On the "Dashboard" tab, the Percentage Threshold may be adjusted from the 1% default by changing the percentage in column F (red cell).
5. On the "Dashboard" tab, the Performance Indicator may be adjusted from the default by changing the indicator in column F.
 - a. To change the Performance Indicator, select the cell, click the drop down arrow, and change the selection.

Before publishing the Performance Dashboard on your website, we highly recommend you "Hide" the "Instructions" tab and the "Data Input" tab so that this document will be user-friendly. To hide a tab (or row), right click on the tab (or row) and select "Hide".

Make sure when you print or save this document to a PDF, you print the "Dashboard" tab.

DATA INPUT PAGE FOR PERFORMANCE DASHBOARD

Local Unit Name: **City of Petoskey**
 Local Unit Code: 242020
 We suggest you "Hide" this tab before publishing the Excel file to your web site.

<u>Metric</u>	<u>2018</u>	<u>2019</u>	<u>Comments</u>
Population	5,670	5,670	
Annual Governmental Funds expenditures per capita			Alternatively, you might consider using All Governmental funds' spending per capita; however, you will need to change the title in cell A11.
Governmental Funds Expenditures	13,885,594	12,373,223	
Expenditures per capita	2,449	2,182	
Governmental Fund Balances as % of annual Governmental Funds expenditures			
Fund Balances	9,398,494	10,328,613	
Fund Balances as % of Annual Gov Funds Expend	67.7%	83.5%	
Unfunded pension & OPEB liability, as a % of annual General Fund revenue			Information for this section should be in the footnote disclosures of your annual financial statement; it also can be obtained from your actuarial valuation.
Pension funding:			
Actuarial value of assets	23,282,372	24,499,791	
Actuarial accrued liability	28,442,715	30,633,890	
Overfunded (Unfunded)	(5,160,343)	(6,134,099)	
OPEB funding:			OPEB is other post-employment benefits.
Actuarial value of assets	-	-	
Actuarial accrued liability	-	-	
Overfunded (Unfunded)	-	-	
Combined overfunding (underfunding)	(5,160,343)	(6,134,099)	
Governmental Funds revenue	14,506,734	14,486,555	
Unfunded liabilities as % of annual Gov Fds rev	36%	42%	
Debt burden per capita			
Total direct debt, from the FS:			
Bonds, notes & contracts payable	641,626	542,065	
Capital leases	-	-	
Total direct debt	641,626	542,065	
Debt burden per capita	113	96	
Percentage of road funding provided by the General Fund			
Road expenditures:			
Major streets fund	813,735	620,269	
Local streets fund	361,970	268,401	
Municipal streets fund	1,678,440	1,283,392	
Total road expenditures	2,854,145	2,172,062	
Transfers from the General Fund into:			
Major streets fund	-	-	

DATA INPUT PAGE FOR PERFORMANCE DASHBOARD

Local Unit Name: **City of Petoskey**

Local Unit Code: 242020

We suggest you "Hide" this tab before publishing the Excel file to your web site.

<u>Metric</u>	<u>2018</u>	<u>2019</u>	<u>Comments</u>
Local streets fund	-	-	
Municipal streets fund	-	-	
Total General Fund funding	-	-	
Ratio of road funding to total GF expenditures	0.0%	0.0%	
Ratio of pensioners to employees			
Number of retirees participating in the Defined Benefit pension systems	79	81	
Number of current active employees	65	62	
Ratio	1.22	1.31	
Number of services delivered via cooperative venture			
List the individual services delivered via cooperative venture: (place an "X" in each year the services were delivered cooperatively)			
Library	x	x	
Dispatch	x	x	
Building inspections	x	x	
Recreation	x	x	
Totals	4	4	
Economic Strength			
% of community with access to high speed broadband			% with access (not how many residents are actively utilizing the service).
Number of homes	3,736	3,736	
Number of homes with access to highspeed internet	3,736	3,736	
% of homes with access to highspeed internet	100.0%	100.0%	
% of community age 25+ with Bachelor's degree or higher			Alternative: % of High school graduates going to college (data point is available from the local school district); however, you must change the title name in A70.
Population aged 25 and over	4,372	4,372	
Number with Bachelor's degree or higher	1,755	1,755	
% of community age 25+ with bachelor's degree or higher	40.1%	40.1%	
Average age of critical infrastructure (years)			Buildings need not be reported.
Water lines			
Historical cost	20,085,356	20,272,153	
Accumulated depreciation	8,997,043	9,602,218	

DATA INPUT PAGE FOR PERFORMANCE DASHBOARD

Local Unit Name: **City of Petoskey**
 Local Unit Code: 242020
 We suggest you "Hide" this tab before publishing the Excel file to your web site.

<u>Metric</u>	<u>2018</u>	<u>2019</u>	<u>Comments</u>
Average depreciable life (in years)	30	30	
Average age	13	14	
<i>component of the weighted average</i>	3.57	3.77	
Sewer lines			
Historical cost	27,268,490	27,703,855	
Accumulated depreciation	11,349,475	12,102,852	
Average depreciable life (in years)	30	30	
Average age	12	13	
<i>component of the weighted average</i>	4.51	4.75	
Roads			
Historical cost	28,154,617	28,426,330	
Accumulated depreciation	17,000,481	17,992,114	
Average depreciable life (in years)	20	20	
Average age	12	13	
<i>component of the weighted average</i>	4.50	4.71	
Weighted average:			
Total cost of critical infrastructure	75,508,463	76,402,338	
Average age of critical infrastructure	12.6	13.2	
Public Safety			
Violent crimes per thousand			Report consistent with the Michigan Incident Crime Reporting guidelines.
Violent crimes	11	9	
Violent crimes per thousand	2	2	
Property crimes per thousand			
Property crimes	40	41	Report consistent with the Michigan Incident Crime Reporting guidelines.
Property crimes per thousand	7	7	
Traffic injuries or fatalities			
Traffic incidents from the UD-10	13	14	The UD-10 does not distinguish between serious injury and minor injury.
Quality of Life			
Miles of sidewalks and non-motorized paths/trails as a factor of total miles of local/major roads & streets			14 paths
Miles of sidewalks and non-motorized paths/trails	52	52	
Total miles of local/major roads & streets	33	33	Utilize the most recent audited Act 51 reports as the source data.
	1.568	1.568	

DATA INPUT PAGE FOR PERFORMANCE DASHBOARD

Local Unit Name:

City of Petoskey

Local Unit Code:

242020

We suggest you "Hide" this tab before publishing the Excel file to your web site.

<u>Metric</u>	<u>2018</u>	<u>2019</u>	<u>Comments</u>
Percent of General Fund expenditures committed to arts, culture and recreation			Utilize the most recent audited financial statements as the source data.
Arts, recreation & culture expenditures	1,902,857	2,044,910	
	<u>13.7%</u>	<u>16.5%</u>	
Acres of parks per thousand residents			Report the number of acres of total parkland, developed and undeveloped.
Acres of parks	1,260	1,260	
	<u>222.22</u>	<u>222.22</u>	
Percent of community being provided with curbside recycling			% with access to curbside recycling (not necessarily actively participating).
Population where curbside recycling is offered	5,670	5,670	
	<u>100%</u>	<u>100%</u>	

Performance Dashboard

Local Unit Name: City of Petoskey
Local Unit Code: 242020

	2018	2019	Trend	Performance
Fiscal Stability				
Annual Governmental Funds expenditures per capita	\$2,449	\$2,182	↓ -10.9%	Neutral
Governmental Fund Balances as % of annual Governmental Funds expenditures	67.7%	83.5%	↑ 23.3%	Positive
Unfunded pension & OPEB liability, as a % of annual General Fund revenue	36%	42%	↑ 19.0%	Negative
Debt burden per capita	\$113	\$96	↓ -15.5%	Positive
Percentage of road funding provided by the General Fund	0.0%	0.0%	→ 0.0%	Positive
Ratio of pensioners to employees	1.22	1.31	↑ 7.5%	Positive
Number of services delivered via cooperative venture	4	4	→ 0.0%	Neutral
Economic Strength				
% of community with access to high speed broadband	100%	100%	→ 0.0%	Neutral
% of community age 25+ with Bachelor's degree or higher	40%	40%	→ 0.0%	Neutral
Average age of critical infrastructure (years)	12.6	13.2	↑ 5.1%	Neutral
Public Safety				
Violent crimes per thousand	2	2	↓ -18.2%	Positive
Property crimes per thousand	7	7	↑ 2.5%	Neutral
Traffic injuries or fatalities	13	13	→ 0.0%	Neutral
Quality of Life				
Miles of sidewalks and non-motorized paths/trails as a factor of total miles of local/major roads & streets	1.57	1.57	→ 0.0%	Neutral
Percent of General Fund expenditures committed to arts, culture and recreation	13.7%	16.5%	↑ 20.6%	Neutral
Acres of parks per thousand residents	222.2	222.2	→ 0.0%	Neutral
Percent of community being provided with curbside recycling	100%	100%	→ 0.0%	Neutral

INSTRUCTIONS FOR THE DEBT SERVICE REPORT TEMPLATE

To fill out the Debt Service Report, you will need a copy of each of your debt service schedules (including, but not limited to, notes, bonds, certificates, mortgages, loans, leases or other agreements between a lender and a borrower). Report debt service requirements for each debt issuance separately. Fill in the yellow highlighted portions; everything else will be calculated for you.

1. Fill in the Local Unit Name, Local Unit Code, and Current Fiscal Year End Date.
2. For additional debt issuances, copy and paste the "Debt Service" tab as needed.
3. For each debt, fill in the Debt Name, Issuance Date, Issuance Amount, Debt Instrument (or Type), and Repayment Source(s).
 - a. Examples of debt instruments include, but are not limited to, notes, bonds, certificates, mortgages, loans, leases or other agreements between a lender and a borrower.
4. Years Ending column - Enter the fiscal year end date in the Years Ending column. Add more rows as necessary to report all the current and future annual debt service requirements for the debt issuance until it reaches maturity or is paid in full.
5. Principal and Interest columns - Fill in the Principal and Interest amounts off the debt service schedule(s).
6. Commentary box - Provide additional information as necessary.

Before publishing the Debt Service Report on your website, we highly recommend you "Hide" the "Instructions" tab so that this document will be user-friendly. To hide a tab (or row), right click on the tab (or row) and select "Hide".

Make sure when you print or save this document to a PDF, you print the "Debt Service" tab.

DEBT SERVICE REPORT EXAMPLE

Debt Service Report

Local Unit Name: City of Sample
Local Unit Code: 10-1010
Current Fiscal Year End Date: 12/31/2013

Debt Name: Example Sewer Bond
Issuance Date: 8/12/1998
Issuance Amount: \$50,000
Debt Instrument (or Type): Bond
Repayment Source(s): Sewer Revenue

Years Ending	Principal	Interest	Total
2014	\$ 2,075	\$ 771	\$ 2,846
2015	\$ 2,138	\$ 707	\$ 2,845
2016	\$ 2,203	\$ 642	\$ 2,845
2017	\$ 2,270	\$ 575	\$ 2,845
2018	\$ 2,339	\$ 506	\$ 2,845
2019	\$ 2,410	\$ 435	\$ 2,845
2020	\$ 2,483	\$ 362	\$ 2,845
2021	\$ 2,559	\$ 286	\$ 2,845
2022	\$ 2,637	\$ 209	\$ 2,846
2023	\$ 2,717	\$ 128	\$ 2,845
2024	\$ 2,800	\$ 46	\$ 2,846
Totals	\$ 26,631	\$ 4,667	\$ 31,298

Commentary:

Debt Service Report

Local Unit Name: City of Petoskey
Local Unit Code: 242020
Current Fiscal Year End Date: 12/31/2019

Debt Name: Marina Improvement Refunding Bonds
Issuance Date: 1/5/2017
Issuance Amount: \$730,323
Debt Instrument (or Type): General obligation bonds
Repayment Source(s): General Fund - Marina

<u>Years Ending</u>	<u>Principal</u>	<u>Interest</u>	<u>Total</u>
12/31/2020	\$ 98,331	\$ 15,426	\$ 113,757
12/31/2021	103,249	12,894	116,143
12/31/2022	114,315	9,630	123,945
12/31/2023	113,085	6,219	119,304
12/31/2024	113,085	2,263	115,348
Totals	\$ 542,065	\$ 46,432	\$ 588,497

Matures 4/1/2024

Debt Service Report

Local Unit Name: City of Petoskey
Local Unit Code: 242020
Current Fiscal Year End Date: 12/31/2019

Debt Name: Bear River Valley Improvement Refunding Bonds
Issuance Date: 1/5/2017
Issuance Amount: \$2,239,677
Debt Instrument (or Type): General obligation bonds
Repayment Source(s): Tax Increment Financing Authority Fund

<u>Years Ending</u>	<u>Principal</u>	<u>Interest</u>	<u>Total</u>
12/31/2020	\$ 156,669	\$ 67,424	\$ 224,093
12/31/2021	171,751	63,281	235,032
12/31/2022	205,685	57,619	263,304
12/31/2023	201,915	51,505	253,420
12/31/2024	201,915	44,438	246,353
12/31/2025	185,000	36,700	221,700
12/31/2026	185,000	29,300	214,300
12/31/2027	185,000	21,900	206,900
12/31/2028	230,000	13,600	243,600
12/31/2029	225,000	4,500	229,500
Totals	\$ 1,947,935	\$ 390,267	\$ 2,338,202

Matures 4/1/2029

Debt Service Report

Local Unit Name: City of Petoskey
Local Unit Code: 242020
Current Fiscal Year End Date: 12/31/2019

Debt Name: Bldg Authority Library Improvement Refunding Bd
Issuance Date: 4/1/2012
Issuance Amount: \$3,520,000
Debt Instrument (or Type): General obligation bonds
Repayment Source(s): Library Fund

<u>Years Ending</u>	<u>Principal</u>	<u>Interest</u>	<u>Total</u>
12/31/2020	\$ 210,000	\$ 63,769	\$ 273,769
12/31/2021	205,000	57,469	262,469
12/31/2022	205,000	51,319	256,319
12/31/2023	250,000	45,169	295,169
12/31/2024	250,000	38,418	288,418
12/31/2025	245,000	31,543	276,543
12/31/2026	240,000	24,500	264,500
12/31/2027	285,000	17,300	302,300
12/31/2028	280,000	8,750	288,750
Totals	\$ 2,170,000	\$ 338,237	\$ 2,508,237

Matures 10/1/28

Debt Service Report

Local Unit Name: City of Petoskey
Local Unit Code: 242020
Current Fiscal Year End Date: 12/31/2019

Debt Name: Water & Sewer Improvement Refunding Bonds
Issuance Date: 6/29/2011
Issuance Amount: \$6,333,000
Debt Instrument (or Type): Revenue Bonds - sewer
Repayment Source(s): Water & Sewer Fund

<u>Years Ending</u>	<u>Principal</u>	<u>Interest</u>	<u>Total</u>
12/31/2020	\$ 380,000	\$ 164,869	\$ 544,869
12/31/2021	480,000	143,369	623,369
12/31/2022	480,000	119,369	599,369
12/31/2023	580,000	92,869	672,869
12/31/2024	580,000	63,869	643,869
12/31/2025	575,000	37,509	612,509
12/31/2026	570,000	12,825	582,825
Totals	\$ 3,645,000	\$ 634,679	\$ 4,279,679

Matures 2/1/2026

Debt Service Report

Local Unit Name: City of Petoskey
Local Unit Code: 242020
Current Fiscal Year End Date: 12/31/2019

Debt Name: Water & Sewer Improvement Bonds
Issuance Date: 6/29/2011
Issuance Amount: \$2,755,000
Debt Instrument (or Type): Revenue Bonds - sewer
Repayment Source(s): Water & Sewer Fund

<u>Years Ending</u>	<u>Principal</u>	<u>Interest</u>	<u>Total</u>
12/31/2020	\$ 120,000	\$ 86,219	\$ 206,219
12/31/2021	125,000	80,094	205,094
12/31/2022	135,000	73,594	208,594
12/31/2023	140,000	66,719	206,719
12/31/2024	145,000	59,594	204,594
12/31/2025	155,000	52,772	207,772
12/31/2026	160,000	45,975	205,975
12/31/2027	165,000	38,663	203,663
12/31/2028	175,000	31,012	206,012
12/31/2029	180,000	22,800	202,800
12/31/2030	190,000	14,012	204,012
12/31/2031	200,000	4,750	204,750
Totals	\$ <u>1,890,000</u>	\$ <u>576,204</u>	\$ <u>2,466,204</u>

Matures 2/1/2031

Debt Service Report

Local Unit Name: City of Petoskey
Local Unit Code: 242020
Current Fiscal Year End Date: 12/31/2019

Debt Name: Water & Sewer Improvement Bonds
Issuance Date: 6/13/2017
Issuance Amount: \$5,000,000
Debt Instrument (or Type): Revenue Bonds - sewer
Repayment Source(s): Water & Sewer Fund

<u>Years Ending</u>	<u>Principal</u>	<u>Interest</u>	<u>Total</u>
12/31/2020	\$ 190,000	\$ 143,525	\$ 333,525
12/31/2021	195,000	137,750	332,750
12/31/2022	205,000	131,750	336,750
12/31/2023	210,000	125,525	335,525
12/31/2024	220,000	119,075	339,075
12/31/2025	230,000	112,325	342,325
12/31/2026	240,000	105,275	345,275
12/31/2027	245,000	98,000	343,000
12/31/2028	255,000	90,500	345,500
12/31/2029	265,000	82,700	347,700
12/31/2030	280,000	74,525	354,525
12/31/2031	290,000	65,975	355,975
12/31/2032	300,000	57,125	357,125
12/31/2033	315,000	47,900	362,900
12/31/2034	325,000	38,300	363,300
12/31/2035	340,000	28,112	368,112
12/31/2036	350,000	17,331	367,331
12/31/2037	365,000	5,932	370,932
Totals	\$ 4,820,000	\$ 1,481,625	\$ 6,301,625

Matures 2/1/2037