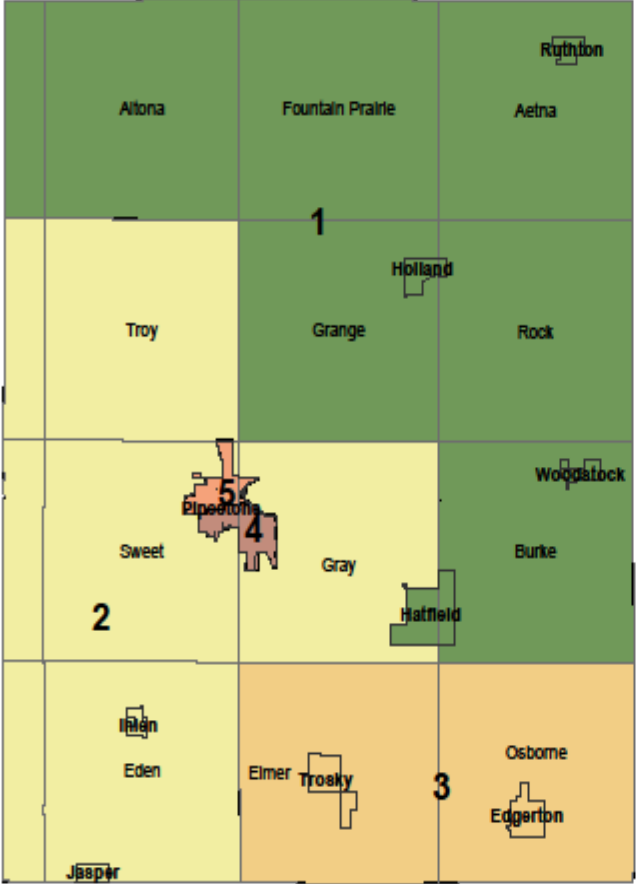
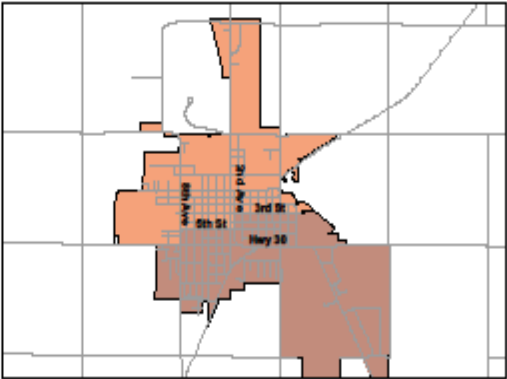


Commissioner Districts

Pipestone County



City of Pipestone



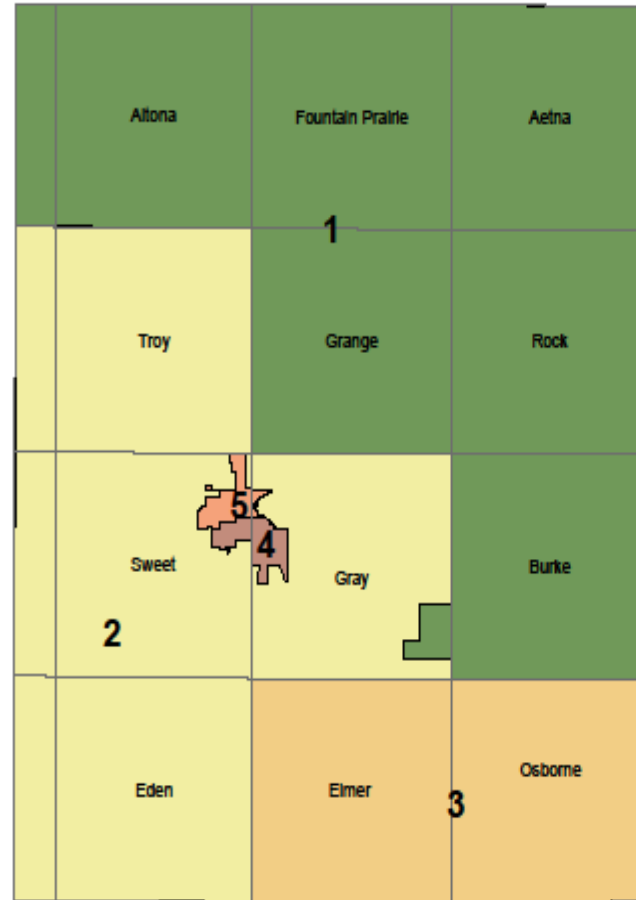
County Commissioners

District	Commissioner	Term Ex.
1	Luke Johnson	2024
2	Les Nath	2022
3	Dallas Roskamp	2024
4	Daniel Wildermuth	2022
5	Chris Hollingsworth	2024

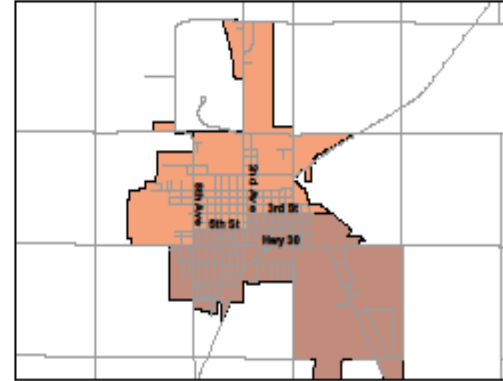


Commissioner Districts

Pipestone County



City of Pipestone

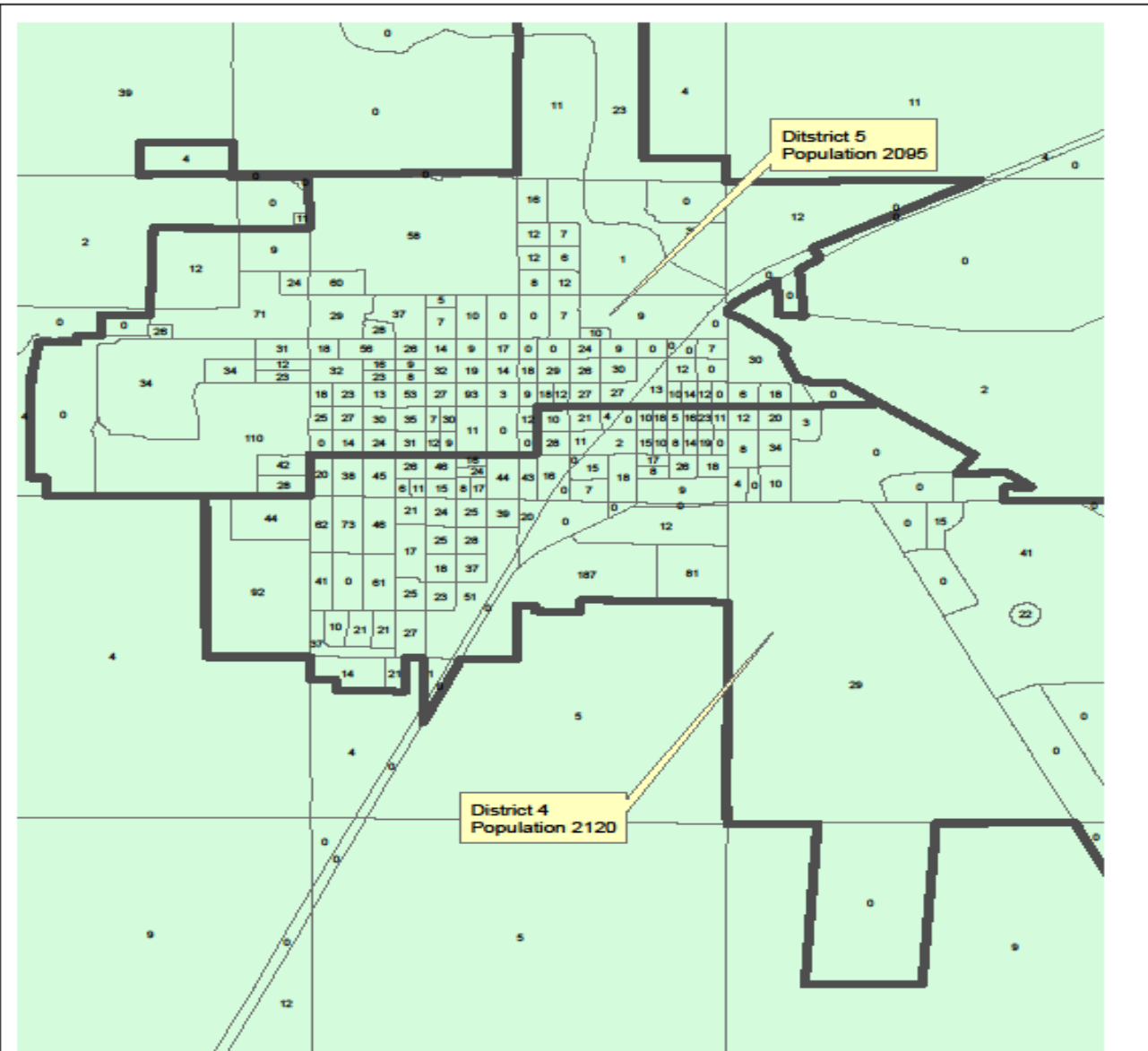


County Commissioners

District	Population
1	1714
2	1608
3	1887
4	2120
5	2095

2020 Census
Total Population 9424





District 5
Population 2095

District 4
Population 2120



Pipestone County Commissioner District Population

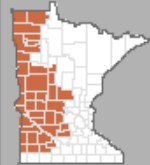
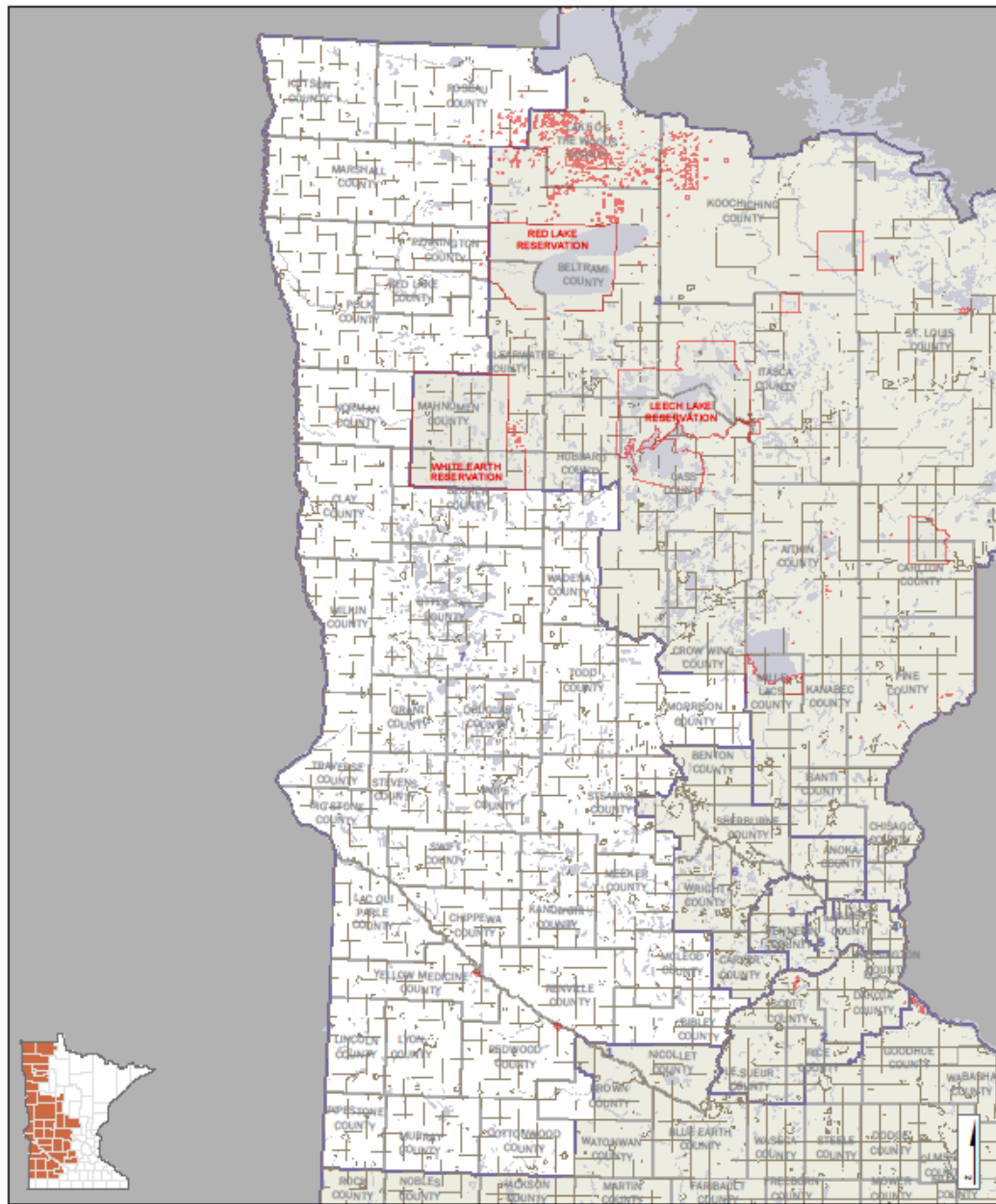
	Area	2000	2010	2020	Population Shift 2010 vs 2020	District Variance	10% Variation Test	
District 1	Ruthton	284	241	226				
	Aetna	201	194	195				
	Altona	192	153	126				
	Fountain Prairie	199	188	238				
	Rock	184	182	164				
	Burke		209	211				
	Grange	244	203	213				
	Holland	215	187	178				
	Troy	318						
	Hatfield		54	53				
	Woodstock		124	110				
		1837	1735	1714	-21	-171	ok	ok
District 2	Jasper	522	573	550				
	Ihlen	107	63	61				
	Sweet	448	324	305				
	Eden	294	278	232				
	Gray	234	225	215				
	Elmer	275						
	Trosky	116						
	Troy		289	245				
		1996	1752	1608	-144	-277	too low	ok
District 3	Edgerton	1033	1189	1258				
	Trosky		86	98				
	Osborne	324	286	301				
	Woodstock	132						
	Hatfield	47						
	Elmer		231	230				
		1782	1792	1887	95	2	ok	ok
District 4	Pipestone Precinct 2	2,165	2157	2120				
		2,165	2,157	2,120	-37	235	ok	too high
District 5	Pipestone Precinct 1	2,115	2160	2095				
		2,115	2,160	2,095	-65	210	ok	too high
County Population		9895	9596	9424	-172			
Average Population (divide by 5)		1979	1919	1885				
10% of average population		198	192	188				
Average Population Plus 10%		2177	2111	2073				
Average Population Minus 10%		1781	1727	1696				

Is redistricting required?								
Two calculations can help answer that question: the 10% Variation Test, and the Majority of Least Populous Dist Have Majority of Population Test.								
Raw populations				10% Variation Test (and variance if over/under)			Majority of Least Pop Dist have Majority of Pop Test	
District	2012 Pop	2020 Pop	2020 Population by District			Rank (largest to smallest)	Smallest 3 Districts	Largest 2 Districts
1	1735	1714	Under 10%			4	1714	
2	1752	1608	Over 10%: -276.8			5	1608	
3	1792	1887	Under 10%			3	1887	
4	2157	2120	Over 10%: 235.2			1		2120
5	2160	2095	Over 10%: 210.2			2		2095
Total	9596	9424				Totals	5209	4215
Average	1919.2	1884.8					Test Passed	
10% of Average	191.92	188.48						
				*District 4 & 5 are the City of Pipestone (Precinct 1 & 2) - unable to adjust verified with Brad Neuhauser @ SOS				

Do Commissioners need to run again?

This test requires the pre- and post- redistricting population of each district, as well as the shifts into and out of each district due to redistricting

	Population after 2012 Redistricting	Population in 2020 Census	Population after 2022 redistricting	Shifted in	Shifted Out	Total Shift	5% test
PIPESTONE							
1	1735	1714	1714	0	0	0	Under Threshold
2	1752	1608	1608	0	0	0	Under Threshold
3	1792	1887	1887	0	0	0	Under Threshold
4	2157	2120	2120	0	0	0	Under Threshold
5	2160	2095	2095	0	0	0	Under Threshold
Total 2020 Population		9424					
Threshold Population		94.24					



- | | |
|------------------|-------------------|
| — Interstate Hwy | — City and Town |
| — US Hwy | — County |
| — State Hwy | — Lakes & Streams |
| — Ramp | |
| — County Road | |
| — Local Road | |

Congressional District 7

0 10 20 40 60 80 100
Miles



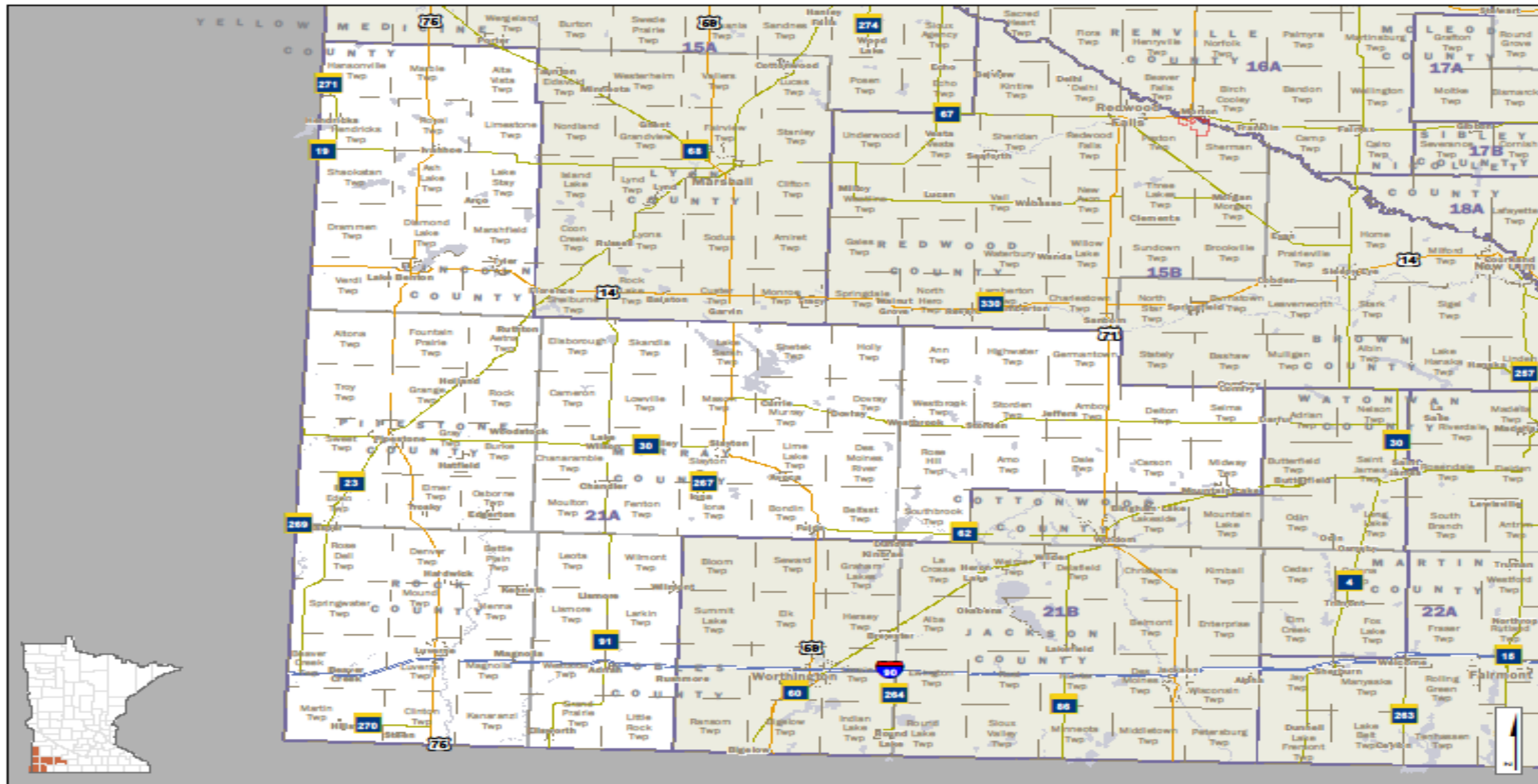
Map data © OpenStreetMap contributors, Imagery © Mapbox



- Interstate Hwy
 - US Hwy
 - State Hwy
 - Ramps
 - County Road
 - Local Road
- Cities and Towns
 - House District
 - Counties
 - Lakes & Streams

Senate District 21





- | | | |
|----------------|----------------|------------------|
| Interstate Hwy | House District | Cities and Towns |
| US Hwy | 21A | House Districts |
| State Hwy | Counties | Lakes & Streams |
| Ramps | | |
| County Road | | |
| Local Road | | |

House District 21A



REDISTRICTING TIMELINE

- 2/1 – Precinct Caucuses
- 2/8 – Uniform Election Date
- 2/15 – Legislative Redistricting deadline
- 3/8 – Township Elections
- 3/29 – Precinct and Ward Redistricting deadline
- 4/26 – County Redistricting deadline
- 5/17 – Filings Open
- 8/9 – State Primary Election
- 11/8 – State General Election

** No April or May Uniform Election Dates**



NEXT STEP

MARCH 22, 2022

**ADOPT RESOLUTION TO HOLD
PUBLIC HEARING**

BOARD OF COMMISSIONERS

PIPESTONE COUNTY

RESOLUTION 59-14-22

BE IT RESOLVED, that pursuant to Minnesota Statutes, Section 375.025, Subdivision 1, the County of Pipestone be redistricted into five commissioner districts which shall contain, as nearly as practicable, an equal population.

BE IT FURTHER RESOLVED, that this Board's purpose and intention to so redistrict shall be given three weeks published notice, stating the time and place of the hearing where the matter will be considered, in the Edgerton Enterprise, the newspaper being designated as the Official Newspaper of Pipestone County for 2022 for publishing the commissioner's proceedings for the county for the current year; and in the Pipestone County Star.

BE IT FURTHER RESOLVED, that said public hearing to consider redistricting will be held at 10 o'clock a.m. on the 26th day of April 2022, in the Commissioners Room of the Pipestone County Courthouse at Pipestone, Minnesota.

Unanimously adopted this 22nd day of March, 2022

Board of Commissioners,
Pipestone County, Minnesota

Chairman, Les Nath

Attest: Steve Ewing
County Administrator

Publish weeks of March 28, April 4, April 11, 2022

PIPESTONE COUNTY

OFFICIAL PUBLICATION

County of Pipestone

Notice of Public Hearing and intent to consider plans for redistricting of county commissioner districts in accordance with Minnesota Statutes, Section 375.01 to 375.025

Notice is hereby given that on the 26th day of April, 2022 at 10:00 a.m., the Pipestone County Board of Commissioners will hold a public hearing at the Pipestone County Courthouse Commissioners Room, 416 Hiawatha Avenue South, in the City of Pipestone, for the purpose of considering preliminary plans for the redistricting of Pipestone County Commissioner Districts. A copy of the preliminary plan with all attachments and supporting documentation shall be available for public inspection in the Office of the County Auditor during regular business hours of 8:00 a.m. to 4:430 p.m., Monday through Friday and also on the Pipestone County Website at www.pipestone-county.com .

Notice is also given that the Pipestone County Board of Commissioners will meet in the Pipestone County Commissioners Room, following the Redistricting Public Hearing on April 26, 2022 for the purpose of redistricting Pipestone County Commissioner Districts.

Dated March 22, 2022

Steve Ewing, County Administrator

Publish Week of: March 28, April 4, 11, 2022

Edgerton Enterprise

Pipestone County Star



QUESTIONS?

COMMENTS

THANK YOU FOR ATTENDING!