



NOTICE OF PONTIAC CITY COUNCIL MEETING

June 15, 2020

at 9:00 a.m.

THE MEETING WILL BE HELD ELECTRONICALLY

The City Council of the City of Pontiac will hold a Special Meeting on the Budget on June 15, 2020 at 9:00 a.m. This meeting will be held electronically pursuant to the Open Meetings Act and Governor Whitmer's Executive Order 2020-75. The agenda of the Special Meeting on the Budget is attached Pursuant to Executive Order 2020-75, the Pontiac City Council gives notice of the following:

1. **Reason for Electronic Meeting.** The Pontiac City Council is meeting electronically because Executive Order 2020-75 requires that City Hall be closed to the public on the date of the meeting. Therefore, the public cannot be physically present and provide comment in City Hall.
2. **Procedures.** The public may view the meeting electronically through the following method.
http://pontiac.mi.us/council/pontiac_tv/index.php
3. **Public Comment.** For individuals who desire to make a public comment, please submit your name and comment in writing to publiccomments@pontiac.mi.us no later than 8:30 a.m. on June 15, 2020. Public comments are limited to three (3) minutes. The City Clerk will read your comments during the public comment section of the meeting.
4. **Persons with Disabilities.** Persons with disabilities may participate in the meeting through the methods set forth in paragraph 2. Individuals with disabilities requiring auxiliary aids or services in order to attend electronically should notify the Interim City Clerk, Garland Doyle at (248) 758-3200 or clerk@pontiac.mi.us at least 24 hours in advance of the meeting.

Dated 6-12-2020, 5:00 p.m.

Garland S. Doyle, Interim City Clerk

City of Pontiac

47450 Woodward Ave. Pontiac, MI 48342 Phone: (248) 758-3200

PONTIAC CITY COUNCIL

Kermit Williams, District 7
President
Randy Carter, District 4
President Pro Tem



Patrice Waterman, District 1
Megan Shramski, District 2 Mary
Pietila, District 3
Gloria Miller, District 5
Dr. Doris Taylor Burks, District 6

It is this Council's mission "To serve the citizens of Pontiac by committing to help provide an enhanced quality of life for its residents, fostering the vision of a family-friendly community that is a great place to live, work and play."

Website: http://pontiac.mi.us/council/meeting_agendas_and_minutes/index.php

SPECIAL MEETING on the BUDGET **June 15, 2020** **9:00 A.M.** **169th Session of the 10th Council**

Call to order

Roll Call

Authorization to Excuse Councilmembers

Amendments to and Approval of the

Agenda Discussions

1. City Council Proposed Changes to the Mayor's Proposed 2020-2021 Annual Budget
The discussion will focus on the following departments:
Fire (Waterford Regional); Public Safety (Oakland County Sheriff); Department of Public Works (DPW); 50th District Court; Building (Wade Trim); Planning/Code Enforcement; Cable; Youth Recreation and Senior Citizens.
2. City Council Proposed Changes to the City of Pontiac 2020-2021 General Appropriations Act Ordinance

Public Comment

Adjournment

City of Pontiac



Proposed Budget Package Fiscal Years 2021-2025

Table of Contents

Mayor's Message	i
Community Profile	1
Budget Process	2-3
Organizational Chart	4
Position Summary Schedule	5
Employee Listing	6-8
Property Tax Information	9
Capital Outlay	10
Outstanding Debt Report	11
Fee Schedule	12-17
Contracts	18
Budget Ordinance	19-30
Glossary	31-37
Line Item Budget FY's 2021-2025	Appendix A



DR. DEIRDRE WATERMAN
MAYOR
CITY OF PONTIAC

May 1, 2020

MAYOR'S PROPOSED BUDGET FOR FISCAL YEARS 2021-2025

Dear Honorable Council Members and Citizens of Pontiac:

As Mayor of the City of Pontiac and in accordance with the Michigan Uniform Budget Act, (PA 2 of 1968 as amended) and Article V, Chapter 1 of the City of Pontiac Charter, I am submitting for your consideration the proposed budgets for fiscal years 2021, 2022, 2023, 2024, and 2025. The fiscal year for the five budgets begins on July 1st and ends on June 30th. As mandated by the State of Michigan, all funds are structurally balanced and are based on estimated revenues, expenditures, and available fund balances.

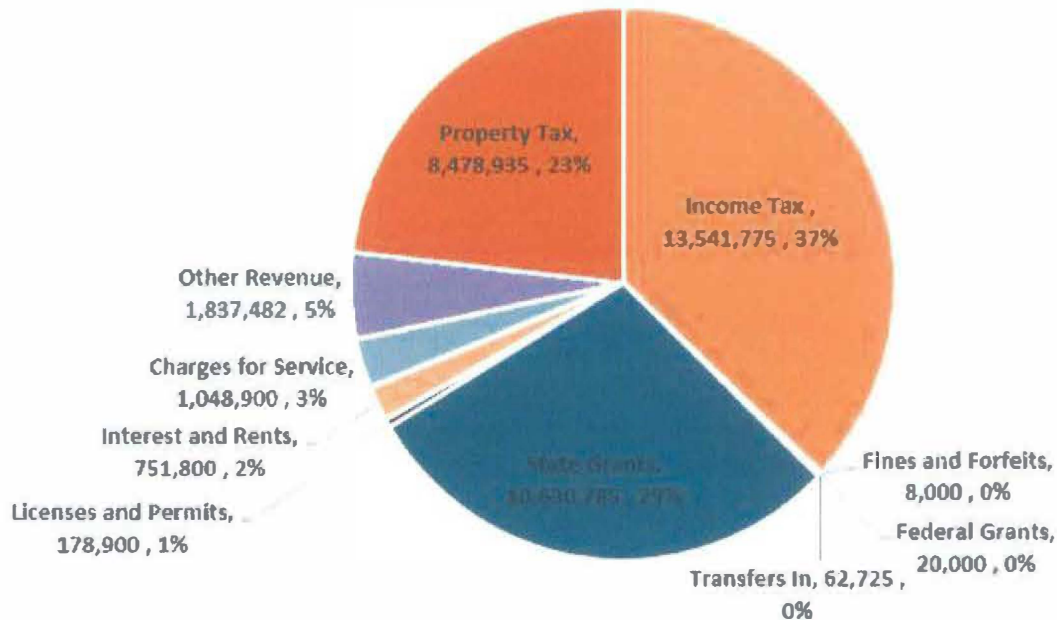
The total FY 2021 Proposed Annual Budget for the City of Pontiac is \$99,637,873. When compared to FY 2020 (\$83,494,180.00) this reflects an increase of 19.3%, or a difference of \$16,143,696. Per the budget, this assumes that the city will need to provide a means of financing for the necessary repairs for the city to be in compliance with the Phoenix Center Settlement agreement. Failure to begin the necessary repairs as soon as possible will put the city and its residents in danger of possible penalties and tax levies due to a breach in the agreement – a danger that neither the city nor the residents can afford, which is illustrated in the paragraphs below.

That being said, the estimation of available fund balance is based upon the successful fulfillment of the settlement agreements of the Phoenix Center and CPREA retiree health litigations. There is a November 1, 2020 deadline for the Phoenix Center settlement agreement which was approved by City Council in November 2018. Settlement terms for the CPREA retiree health litigation will restore city obligated health insurance coverages to our eligible retirees once the plan is approved by the IRS. Failure of the city to successfully complete either of these terms of agreement would adversely affect the financial stability and the good bond rating status that the city has now achieved.

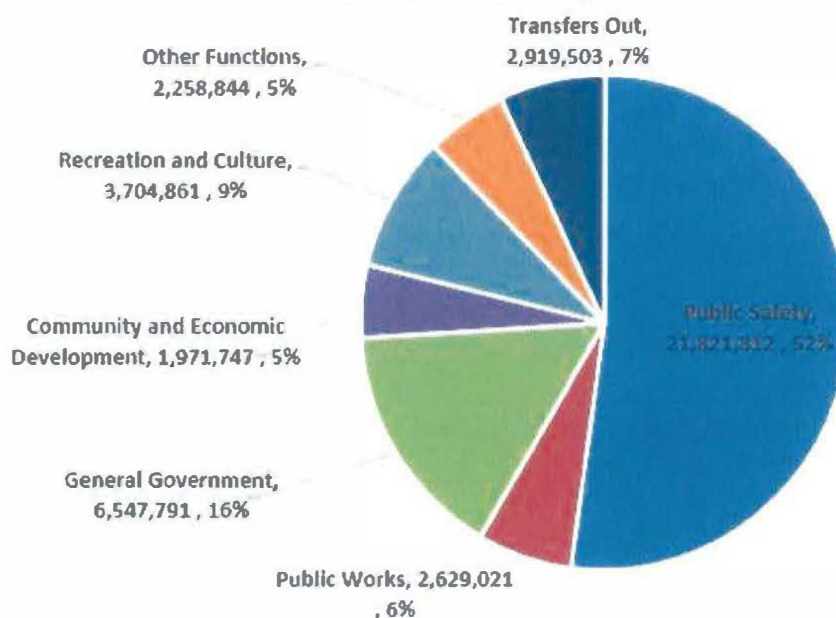
Current financial projections indicate that the total General Fund balance will remain at an appropriate level of \$20,924,754 by the end of FY 2020, of which \$15,594,724 is unassigned fund balance available for use in the FY 2021 budget. For the FY 2021 general fund budget, we have considered the impact of the COVID 19 virus on both the city's state shared revenue and income tax revenue. For state shared revenue, we have used the State's most recent estimate of state shared revenue for FY 2021 available which is dated as of February 6, 2020. Due to this estimate being dated before social distancing measures were enforced, the city's proposed FY 2021 budget reflects a 5% decrease from the State's estimate. As of the date of this letter, the State has not released any substantially reliable estimates that consider the impact for COVID 19 for FY 2021 state shared revenue. Those estimates are expected sometime in May 2020. In terms of income tax revenue and the impact of the COVID 19 virus, initial revenue trends and increased economic development in the city resulted in an estimated FY 2021 income tax revenue of \$16,770,000 before the State initiated social distancing measures. For conservatism, the proposed FY 2021 budget reflects a 15% decrease from that amount for an estimated gross income tax revenue of \$14,254,500.

This is a decrease of \$107,675 from current FY 2020 projected income tax revenue when netted against estimated refunds. Due to the unknown nature of the true impact of the COVID 19 virus on two major sources of revenue for the city, we intend to monitor trends and information as it becomes available and provide Council with any necessary budget amendments to revenue during FY 2021. The proposed general fund budget for FY 2021 reflects total revenues of \$36,559,302 and total expenditures of \$41,853,579 for a total use of fund balance of \$5,294,277. A breakdown of these figures can be seen below:

General Fund Revenues FY 2021



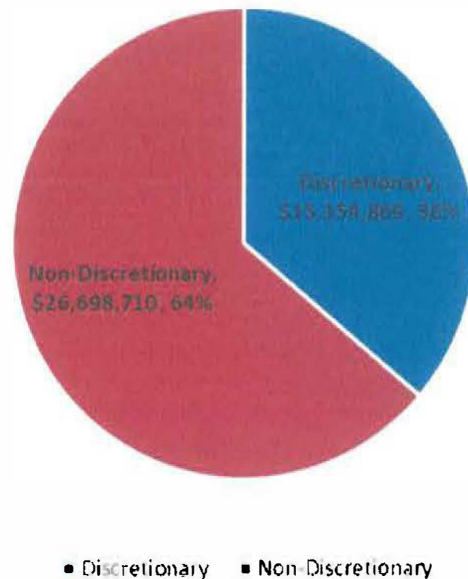
General Fund Expenditures FY 2021



The use of the \$5,294,277 of fund balance is detailed as follows:

<u>Fund Balance Category</u>	<u>19-20 Projected Fund Balance</u>	<u>Use of fund balance</u>	<u>20-21 Mayor's Recommended Fund Balance</u>
Non Spendable	30,030	-	30,030
Committed - Purchase of PYREC	3,200,000	(3,150,000)	50,000
Assigned - Phoenix Center Settlement payment	2,100,000	(700,000)	1,400,000
Unassigned	15,594,724	(1,444,277) *	14,150,447
Total	20,924,754	(5,294,277)	15,630,477
Income Tax Loss due to COVID 19 (estimated)	(107,675)		
State Shared Revenue Loss due to COVID-19 (estimated)	(39,945)		
Increase of Oakland County Sheriff contract & addition of DPU Unit	(537,225)		
Increase of Waterford Township Fire Department contract	(384,657)		
Increase of Police and Fire Pension contribution based on actuarial study	(413,550)		
All other revenues net of expenditures	38,775		
	(1,444,277) *		

The use of unassigned fund balance is mainly related to non-discretionary costs due to previously executed contracts and pension requirements. Below is a chart showing the discretionary vs non-discretionary costs in the general fund:



Due to the lack of discretionary costs available for budget reduction and expected decreases in revenue due to the impact of the COVID 19 virus, a use of unassigned fund balance is necessary in order to provide the same level of service to the residents of the city in FY 2021.

Further, this impact to fund balance limits the city in the ability to provide general fund dollars to fund other ambitions, such as \$140M in estimated total road project repairs and \$7.5M needed to fund a fully operational DPW snow plowing fleet and salt barn. Additionally, the Deputy Mayor and Finance Department are conducting a feasibility study to determine the cost effectiveness of in-sourcing the administration and implementation of federal grant programs. Previously the city had a staff of 5 people to administer federal grants.

Fortunately, the city's past efforts to improve its finances and gradually increase the unassigned fund balance of the general fund year over year has shielded the city from the necessity to drastically scale down operations during the unforeseen circumstance of the COVID 19 virus. In fact, this exact type of unforeseen circumstance is why municipalities are recommended to keep fund balances at a healthy level. A \$14,150,268 budgeted unassigned fund balance for FY 2021 leaves ample availability for additional use of fund balance if budgeted revenue must be decreased further than currently estimated once the full impact of the COVID 19 virus is known, while also staying in compliance with the city's fund balance policies.

In closing, I would like to express my appreciation to the city's outstanding workforce who strives to provide the dependable city services, especially during these uncertain times. I would also like to commend the Executive staff and Finance department for their contributions in the preparation of this year's annual budget.

Thank you also to the City Council President and Council members for your input in the development of this budget. Through a cooperative effort, we can continue to plan and build the city's path toward economic recovery and viability.

Respectfully submitted,

Mayor Deirdre Waterman

Dr. Deirdre Waterman
Mayor
City of Pontiac

Community Profile

The City of Pontiac, Michigan (the "City") incorporated in 1861, is a 20-square mile city, the county seat of Oakland County, Michigan. The 2010 census reported a population of 59,515. Pontiac is organized as a home rule city under the laws of the State of Michigan and is operating under a city charter amended and effective May 3, 1982. The city charter establishes a strong-Mayor form of government with a part-time seven-member City Council elected in districts. The Mayor appoints all department heads with confirmation by the City Council to be made within 30 days, except the City Clerk whom is appointed by the City Council. The City Council as a body or any Council member is expressly prohibited from providing any order or direction, either publicly or privately, to any employee or appointee of the executive branch. The Mayor must attend all City Council meetings. The Mayor has the authority to veto resolutions or ordinances adopted by the City Council, with limited exceptions.

Since July 1, 2009, the City of Pontiac's finances were under the superintending control of the State of Michigan because of a financial emergency; technically, the City was considered in "receivership" under Public Act 436 of 2012. The State of Michigan appointed three successive emergency financial managers/emergency managers to address the causes of the financial emergency and develop a fiscal and operating plan that aligns the City's expenditures with realistic projected revenues. The City's revenue base decreased nearly fifty percent over a span of six years, making the fiscal problems more challenging to address. Since the appointment of the first emergency financial manager, the City's operating structure has radically changed and has resulted in improved service delivery at a lower cost to the tax payers. The City has gone from a traditional operating model of services provided directly by city employees who receive benefits in addition to salary to an operating model of services provided either by neighboring government agencies or by private contractors that specialize in providing such service at a lower cost. These service providers are monitored by a small group of city employees.

On August 19, 2013, the last emergency manager of the City of Pontiac tendered his resignation to the governor. Before his departure, the emergency manager issued a final order (S-334) which delegated day-to-day administrative responsibilities to a City Administrator who reports directly to the Transition Advisory Board that the governor appointed. On March 31, 2016, the position of City Administrator was eliminated, and the day-to-day administrative responsibilities were returned to the Mayor. A limited number of actions taken by the Mayor and City Council were still subject to review and approval by the City Transition Advisory Board. The final order was last amended March 31, 2016. On July 27, 2017, the City Transition Advisory Board voted unanimously to recommend to the Governor of the State of Michigan that the City's current receivership status be terminated. The City was officially released from receivership on August 1, 2017. Copies of all orders issued by the last emergency manager are available on the City's website.

Budget Process

The budget process in the city charter in Section 5.102 is outlined as follows:

- ❖ The Department Heads are to provide to the Mayor their budget estimates and requests.
- ❖ By May 1, the Mayor is required to present to the City Council a proposed budget and a proposed annual appropriations ordinance. The budget is to be balanced. A balanced budget exists when budgeted revenues (including available unreserved Fund Balance) are equal or more than the budgeted expenditures.
- ❖ According to the Budget Hearings of Local Governments Act (MCL 141.411 *et seq.*), the City Council shall advertise in a newspaper of general circulation that the council will hold a public hearing on the proposed budget and tax rate to support the budget. Notice of the hearing must be published at least six days before the hearing.
- ❖ The city charter requires that an ordinance, except an emergency ordinance, is published in a newspaper of general circulation before the effective date. An emergency ordinance must still be published. The Mayor has the ability to issue a full veto or a line-item veto of the proposed budget ordinance. For a normal ordinance, the Clerk shall present the Mayor the proposed budget ordinance within four business days after the ordinance is adopted. Upon receipt, the Mayor has seven calendar days to issue his/her veto or sign the ordinance, except the Mayor shall notify the Clerk within 24 hours of the receipt of an emergency ordinance of his intention to veto. The Council has seven days from receipt of the veto to consider an override.

The Budget Ordinances further directs the City's budget process as follows:

- ❖ On or before March 15 in each year, the Finance Director shall distribute the budget request packet to each Department Head, whom shall return the completed budget request packet to the finance director on or before April 1 in each year. Budget estimates are to be completed for the two ensuing fiscal years.
- ❖ On or before April 1 in each year, the Finance Director shall transmit the departmental requests to the Mayor, who may revise or alter the estimates, and then shall return a copy of a balanced budget as revised to the Finance Director for tabulation on or before May 1 each year along with a list clearly indicating the changes the Mayor made in order to arrive at a balanced budget.
- ❖ The Finance Director shall recalculate the balanced budget proposed by the Mayor and shall inform the Mayor of any inconsistencies.
- ❖ On or before May 1 in each year, the Mayor shall submit to the City Council the proposed budget and appropriations ordinance for the ensuing two fiscal years and the proposed tax rate for the ensuing fiscal year. The proposed budgets shall be balanced. The Mayor shall provide a budget message with the proposed budgets that identifies revenues, expenditures, and significant revenues and significant expenditures.
- ❖ On or before June 1, the City Council shall authorize and publish a notice of public hearing on the proposed budget and tax rate and shall introduce the proposed appropriation ordinance at a City Council meeting.
- ❖ The City Council shall not amend the proposed appropriation ordinance or tax rate until after the public hearing. The City Council shall be permitted to make unlimited amendments to the budget subsequent to the public hearing on the budget and before its adoption.

Budget Process (Continued)

- ❖ By June 9 and no less than six days after the notice of public hearing on the proposed budget for the ensuing fiscal year and tax rate is published and the proposed appropriation ordinance had been introduced at a City Council meeting, the City Council shall hold a public hearing on the proposed budget and proposed tax rate and shall adopt an appropriations ordinance and tax rate. The budget shall be adopted on a functional basis for expenditures, rather than on a departmental or line item basis. A second resolution of intent will also be adopted for the budget for the second ensuing fiscal year; this resolution has no legal authority.
- ❖ At the meeting wherein the City Council adopts the appropriations ordinance, the Council shall adopt a resolution setting user fees for the ensuing fiscal year. Such fees shall be amended or waived by the City Council from time to time during the fiscal year only upon recommendation from the Finance Director and Mayor.

Budget Amendment Policy

The Budget Ordinance ordains during the fiscal year, whenever it appears to the Finance Director that the actual and probable revenues in any fund will be less than the estimated revenues upon which appropriations from such fund were based, and when it appears that expenditures will exceed an appropriation upon which appropriations from such fund were based, the Finance Director shall present to the Mayor recommendations to prevent expenditures from exceeding available revenues or appropriations for the fiscal year. Such recommendations shall include proposals for reducing appropriations, increasing revenues or both. The Finance Director is hereby authorized to amend an appropriation line item within a fund or department that does not exceed ten thousand dollars (\$10,000) within a fiscal year. Any budget amendments to a line item or department that exceeds ten thousand dollars (\$10,000) within a fiscal year must be approved by the City council prior to amendment. For all transfers in and transfers out between appropriation line items or departments exceeding ten thousand dollars (\$10,000) must be approved by City Council prior to such transfer.

Glossary of Budget and Finance Terms (Continued)

Contractual Services: Items of expenditure from services that the City receives from an outside company. HVAC, maintenance, custodial services, Building, Mechanical, and Plumbing Inspectors are examples of contractual services.

CPI: Abbreviation for Consumer Price Index.

Current Taxes: Taxes that are levied and due within one year.

Debt Service: The City's obligation to pay the principal and interest of all bonds and other debt instruments according to a pre-determined payment schedule.

Department: A major activity of the City, which indicates overall management responsibility for an operation of a group of related operations within a functional area.

Depreciation: That portion of the cost of a capital asset, used during the year to provide service.

DPW: Abbreviation for Department of Public Works.

Enterprise Fund: A governmental accounting fund in which the services provided are financed and operated similarly to those of a private business. The rate schedules for these services are established to ensure that revenues are adequate to meet all necessary expenses. Enterprise funds are established for services such as water and sewer utilities.

Estimated Revenue: The amount of projected revenue to be collected during the fiscal year.

Expenditure: The cost of goods delivered and services rendered, whether paid or unpaid.

Fund: An independent fiscal and accounting entity with a self-balancing set of accounts for the purpose of carrying on specific activities or attaining certain objectives.

Fund Balance: Fund balance is the difference between assets and liabilities in a governmental fund. Fund balance is further defined into the below separate categories:

- ❖ **Nonspendable fund balance**—amounts that are not in a spendable form (such as inventory and prepaids; or noncurrent receivables) or are legally or contractually required to be maintained intact (such as the corpus of a permanent fund)
- ❖ **Restricted fund balance**—amounts constrained to specific purposes by their providers (such as grantors, bondholders, and higher levels of government), through constitutional provisions, or by enabling legislation. You'll note that this definition is the same as restricted net assets. There could still be differences between restricted fund balance and restricted net assets (because of modified accrual v. full accrual), but the concepts are the same.
- ❖ **Committed fund balance**—amounts constrained to specific purposes by formal action of the governing body (or the highest level of decision-making authority). To be reported as committed, amounts cannot be used for any other purpose unless the government takes the same highest-level action to remove or change the constraint. The constraint should not be indirect or implied - it should be explicit and specific written action (implied constraints would fall to the next category, assigned). In contrast with restricted amounts, commitments are not legally enforceable and can be lifted by the government itself.

Glossary of Budget and Finance Terms (Continued)

- ❖ **Assigned fund balance**—an amount a government intends to use for a specific purpose; intent can be expressed by the governing body or by an official or body to which the governing body delegates the authority. You'll notice that assigned fund balance is very similar to committed fund balance; however, assigned fund balance expresses an intent that is somewhat less restrictive than committed fund balance because: It generally shows intent to use resources in a particular way rather than a requirement to do so; the governing body's action to create the assignment can be more indirect or implied - it does not require a clear, written action. (for instance, it could be the creation of a budget where that action implies that the governing body intends to use those resources in a certain way) The governing body may formally delegate this authority to an individual or group
- ❖ **Unassigned fund balance**—amounts that are available for any purpose (basically anything that doesn't fall into one of the other four categories above). Unassigned fund balance will only be reported in the general fund (although there is an exception with negative unassigned fund balance that can be reported in other funds).

GAAP: Abbreviation for Generally Accepted Accounting Principles.

GASB: Abbreviation for Governmental Accounting Standards Board. The GASB provides direction in accounting and reporting requirements for units of government.

General Fund: The largest fund within the City, the General Fund accounts for most of the financial resources of the government that may be used for any lawful purpose. General Fund revenues include property taxes, licenses and permits, service charges, and other types of revenue. This fund usually includes most of the basic operating services, such as police protection, finance, public services and general administration.

General Obligation Bonds: When the City pledges its full faith and credit to the repayment of the bonds it issues, those bonds are General Obligation (G.O) bonds.

GFOA: Abbreviation for Government Finance Officers Association.

Governmental Fund: A fund used to account for most of a government's activities, including those that are tax supported. The City maintains the following types of governmental funds: a general fund, special revenue funds, and capital improvement fund.

Headlee Amendment: The Headlee Amendment places an upper limit on the total amount of operating property taxes a city can collect in the fiscal year. This constitutional amendment limits the growth in taxable value attributed to market adjustment (excluding new construction) to the growth in the consumer price index (CPI). If this situation occurs, the operating millages, which are applied to the taxable value, must be reduced to compensate for any increase in excess of the CPI.

Headlee Override: A Headlee override is a vote by the electors to return the millage to the amount originally authorized via charter, state statute, or a vote of the people, and is necessary to counteract the effects of the Headlee Rollback.

Glossary of Budget and Finance Terms (Continued)

Immediate Funds: Liquid Funds available during the timeframe in which fund balance or working capital is needed to pay demands or claims before the major or significant revenue sources will be received for each respective Fund, as determined by management.

Industrial Facilities Tax (IFT): Special tax roll provided for under Act 198. This Act allows the City to levy one half the total Millage on the value of new or expanded facilities up to 12 years.

Investment: Securities purchased and held for the production of income in the form of interest.

Internal Service Funds: Funds used to finance and account for services furnished by a designated department to another department within a single governmental unit. Included in this category is the Insurance Fund and Worker's Compensation Fund.

LDFA: Abbreviation for Local Development Finance Authority.

Legacy Costs: Costs incurred by the City in prior years under different leadership. These costs consist primarily of obligations to pay health care costs for retirees.

Liabilities: Debt or other legal obligations arising out of transactions in the past, which must be liquidated, renewed or refunded at some future date. The term does not include encumbrances.

Liquid Funds: Funds that can be converted to cash within 30 days.

Long Term Debt: Debt with a maturity of more than one year.

Major Fund: A fund whose revenues, expenditures, assets or liabilities are at least ten percent of the total of their fund category (governmental or proprietary) and five percent of the aggregate of all governmental and proprietary funds in total.

Maturities: The date on which the principal or stated values of investments or debt obligation mature and may be reclaimed.

Mill: A mathematical taxation unit equal to one dollar of tax obligation for every \$1,000 of taxable valuation property.

Millage: A rate (as of taxation) expressed in mills per dollar.

Modified Accrual Basis of Accounting: Basis of accounting according to which (a) revenues are recognized in the accounting period in which they become available and measurable and (b) expenditures are recognized in the accounting period in which the fund liability is incurred, if measurable, except for unmatured interest on general long-term debt and certain similar obligations, which should be recognized when due.

Net Assets: Total assets minus total liabilities.

Net Debt: All City Debt net of special assessment, transportation fund and revenue bond debt.

Net Position: The difference between (1) assets and deferred outflow of resources, and (2) liabilities and deferred inflows of resources.

Glossary of Budget and Finance Terms (Continued)

Non-Major Fund: A fund whose revenues, expenditures, assets or liabilities are at less than ten percent of the total of their fund category (governmental or proprietary) and less than five percent of the aggregate of all governmental and proprietary funds in total.

Operating Deficit: An excess of expenditures over revenue for a certain time period such as one fiscal year. The City's fiscal year runs from July 1st - June 30th each year.

Ordinance: A law or rule made by an authority such as a city government.

Other Post-Employment Benefits (OPEB): Abbreviation for other post-employment benefits. Other post-employment benefits are healthcare benefits paid to retirees by the City.

Per Capita basis: Per unit of population.

Property Tax Chargeback: The amount of uncollected property taxes invoiced by the County Treasurer to the City for uncollected real property taxes at least two years delinquent.

Property Tax Rate: The percentage of the value of a property to be paid as a tax. It is also known as a millage rate or mill (which is also one-thousandth of a currency unit). To calculate the property tax, the City will multiply the taxable value of the property by the mill rate and then divide by 1,000. For example, a property with a taxable value of \$50,000 located in a City with a mill rate of 20 mills would have a property tax bill of \$1,000 per year.

Proprietary Fund: A business-like fund of a state or local government such as enterprise or internal service funds. Enterprise funds provide goods or services to the general public for a fee. The City's only enterprise fund is the parking fund.

Revenue: An addition to the assets of a fund, which does not increase a liability, does not represent the recovery of an expenditure, does not represent the cancellation of a liability without a corresponding increase in any other liability or a decrease in assets, and does not represent a contribution of fund capital in an enterprise.

Revenue Shortfall: Projected revenues are less than expected.

Special Assessment Fund: Special Assessment Funds are used to account for the construction and financing of public improvements benefiting a limited number of properties. Assessments are repaid over a number of years with interest.

Special Revenue Funds: A type of governmental fund that is used to account for the proceeds of specific revenue sources that are legally restricted to expenditure for a specified purpose.

State Equalized Value (SEV): The assessed valuation of property in the City as determined by the City Assessor and then reviewed and adjusted, if necessary by the City's Board of Review and the State Tax Commission to assure that it equals 50% of the market value as required by State Law.

Structural Deficit: An underlying imbalance in government revenues and expenditures. When this situation exist, operating revenues do not support the cost of operations without one-time revenue sources and results in the current revenue structure (e.g., taxes, fees, and other sources), not being sufficient to maintain services at the current level.

Glossary of Budget and Finance Terms (Continued)

Structurally Balanced Budget: A budget that is sustainable for multiple years into the future.

Surplus Funds: Liquid or Non-Liquid Funds not immediately needed to pay demands against vendors and other claimants as determined by management.

Tax Base: The total value of taxable property in the City.

Taxable Value: This is a value used as a base for levying property taxes. It was established by a state constitutional amendment. Taxable value limits increases in value attributed to market adjustment. The increase is limited to the lesser of the actual increase, the rate of inflation as established by the consumer price index, or 5%. When property changes ownership, the value returns to 50% of true cash value.

Tax Increment Finance Authority (TIFA): TIFA is an abbreviation for tax increment finance authority. A tax increment finance authority is created by a municipality with the intention of capturing property tax revenues on specific parcels for the sole purpose of supporting a specific development plan. These funds are supervised by the Tax Increment Finance Authority, which is considered a component unit of the City in the City's financial statements. Applicable legislation: Public Act 450 of 1980

Transfers- IN/OUT: A legally authorized funding transfer between funds in which one fund is responsible for the initial receipt and the other fund is responsible for the actual disbursement.

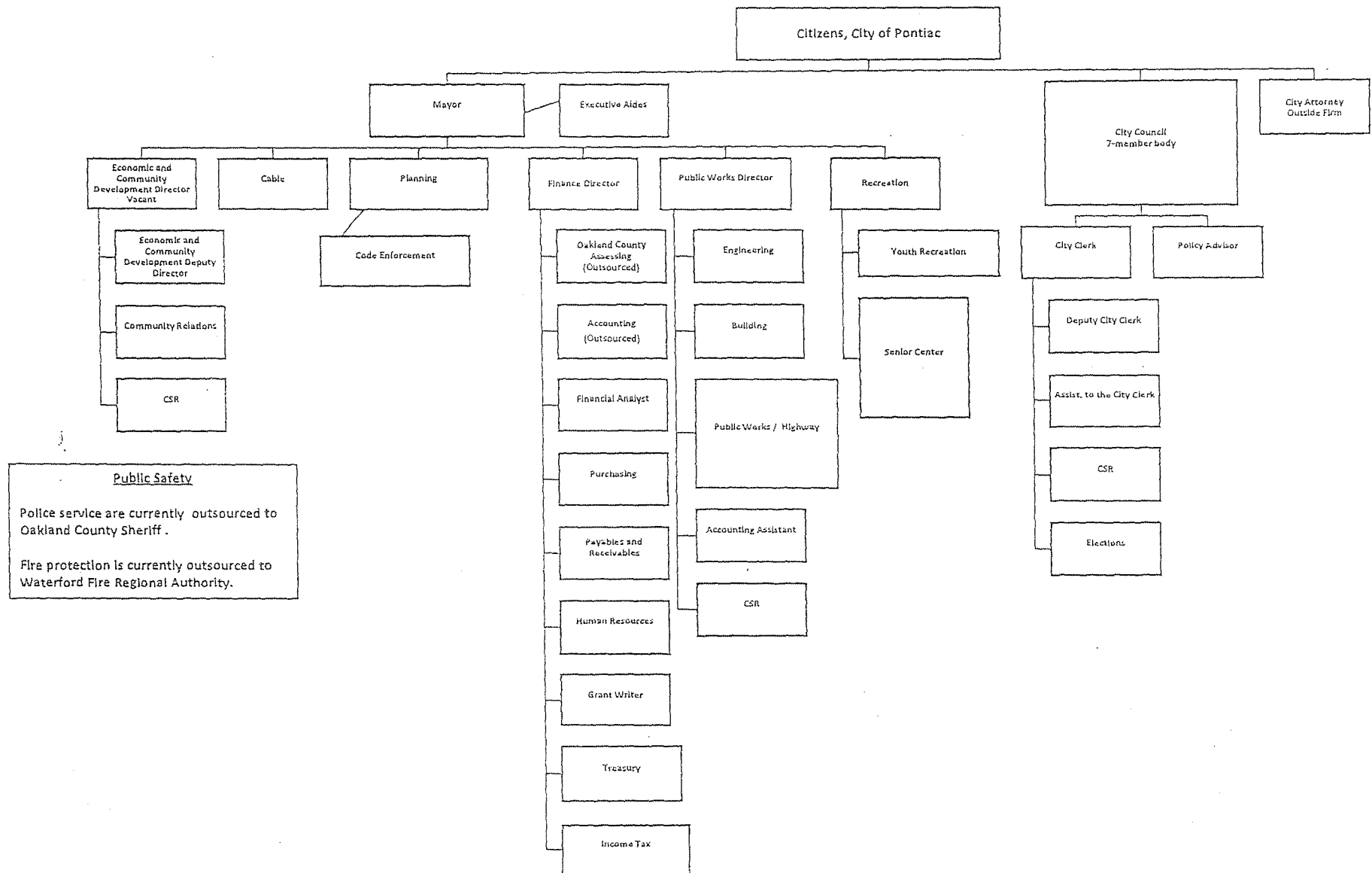
Transition Advisory Board: A four-member board appointed by the governor under Public Act 436 of 2012 that is charged with monitoring the activities and decisions of the City; also referred to as the TAB.

Trust and Agency Fund: Trust and Agency funds are used to account for assets held by the City in a trustee capacity or as an agent for individuals, organizations, other governments, or other funds.

04/30/2020

BUDGET REPORT FOR CITY OF PONTIAC
Calculations as of 06/30/2020

GL NUMBER	DESCRIPTION	2019-20 ACTIVITY THRU 06/30/20	2019-20 PROJECTED ACTIVITY	2020-21 MAYOR REC. BUDGET	2021-22 MAYOR REC. BUDGET	2022-23 MAYOR REC. BUDGET	2023-24 MAYOR REC. BUDGET	2024-25 MAYOR REC. BUDGET
Function: Unclassified								
Dept 000								
PROPERTY TAXES								
101-000-403.000	Current Property taxes	7,471,482	7,446,511	7,522,391	7,599,044	7,676,478	7,754,701	7,833,722
101-000-403.002	Property Tax Chargebacks	(41,643)	(150,000)	(150,000)	(150,000)	(150,000)	(150,000)	(150,000)
101-000-404.001	Property tax aid in lieu of tax	63,766	220,000	221,100	222,206	223,317	224,433	225,555
101-000-405.000	Property Tax-PY Refunds	29,006	26,398	1,000	1,000	1,000	1,000	1,000
101-000-425.000	Mobile home taxes	1,919	1,800	1,800	1,800	1,800	1,800	1,800
101-000-445.000	INTEREST ON TAXES	78,199	352,480	356,072	359,700	363,366	367,068	370,809
101-000-445.004	TRANSFER AFFIDAVIT PENALTIES	104,640	150,000	150,000	150,000	150,000	151,529	153,073
101-000-447.000	PROPERTY TAX ADMINISTRATION FEE	361,683	372,773	376,572	380,409	384,286	388,202	392,157
NET OF REVENUES/APPROPRIATIONS - PROPERTY TAXES		8,069,052	8,419,962	8,478,935	8,564,159	8,650,247	8,738,733	8,828,116
INCOME TAXES								
101-000-438.000	City income taxes	11,788,606	14,520,692	14,254,500	17,300,000	17,525,000	17,675,000	17,850,000
101-000-438.001	City income taxes refunds	(320,007)	(871,242)	(712,725)	(865,000)	(876,250)	(883,750)	(892,500)
NET OF REVENUES/APPROPRIATIONS - INCOME TAXES		11,468,599	13,649,450	13,541,775	16,435,000	16,648,750	16,791,250	16,957,500
LICENSES AND PERMITS								
101-000-451.000	BUSINESS LICENSES	83,280	90,000	83,000	83,000	85,490	88,055	90,696
101-000-452.000	PLAN REVIEW CHARGES	33,171	36,000	24,900	24,900	25,647	26,416	27,209
101-000-456.010	VACANT PROPERTY REGISTRATION	16,500	50,000	50,000	50,000	51,500	53,045	54,636
101-000-478.001	MEDICAL MARIHUANA LICENSE FEE	540,000	540,000					
101-000-478.449	ROW PERMIT	13,720	23,000	21,000	21,000	21,630	22,279	22,947
NET OF REVENUES/APPROPRIATIONS - LICENSES AND PERMITS		686,671	739,000	178,900	178,900	184,267	189,795	195,488



District Court, some part-time, and non-managerial positions are not listed. Please refer to the Personnel Listing.

Position Summary Schedule

Fund	Department	2018-2019 Actual	2019-2020 Original Budget	2021-2025 Proposed	Increase/ (Decrease)	Explanation of Proposed Changes
General Fund						
	City Council	8.00	9.00	8.00	(1.00)	Removal of Legislative Fiscal Analyst position in exchange for two Janitorial staff (Council approved in FY 20)
	Mayor	4.00	4.00	4.00	-	
	Finance	5.00	5.00	5.00	-	
	Income Tax	1.00	2.00	2.00	-	
	City Clerk/Elections	2.50	4.00	4.50	0.50	Addition of part-time election worker
	Human Resources	2.00	2.00	2.00	-	
	Treasury	3.50	3.50	4.00	0.50	Conversion of part-time cashier to full-time cashier
	Sheriff	0.50	0.50	-	(0.50)	Elimination of position
	Crossing Guards	0.50	1.50	1.50	-	
	Public Works	15.50	21.50	23.50	2.00	Addition of two full time Janitorial positions (Council approved in FY 20)
	Planning	3.00	3.00	2.00	(1.00)	Removal of Customer Service Representative position
	Code Enforcement	5.00	5.00	6.00	1.00	Addition of one code enforcement officer
	Redevelopment & Housing	2.50	3.50	4.00	0.50	Full-time employee previously split between general fund and youth recreation.
General Fund		<u>53.00</u>	<u>64.50</u>	<u>66.50</u>	<u>2.00</u>	
						Youth Recreation Assistant converted from part-time to full-time (+0.5)
						Sports Coordinator position eliminated (-1.0)
						Full-time employee previously split between general fund and youth recreation. (+0.5)
Youth Recreation		<u>13.50</u>	<u>16.50</u>	<u>9.00</u>	<u>(7.50)</u>	Elimination of part-time positions (-7.5)
Cable Fund		<u>1.50</u>	<u>1.00</u>	<u>1.50</u>	<u>0.50</u>	Addition of part-time employee
Senior Millage Fund		<u>3.50</u>	<u>4.50</u>	<u>4.00</u>	<u>(0.50)</u>	Conversion of part time employee to full time and elimination of two part time positions
District Court Fund		<u>30.50</u>	<u>39.50</u>	<u>36.50</u>	<u>(3.00)</u>	Elimination of positions per direction of Court Administrator
MIDC Fund		<u>1.50</u>	<u>2.00</u>	<u>2.00</u>	<u>-</u>	
Grand Total		<u>103.50</u>	<u>128.00</u>	<u>119.50</u>	<u>(8.50)</u>	

Employee Listing with Salaries and Fringe Benefits - Mayor Proposed 2020-2021

City and Court Employees (alphabetical order)

Position	Salaries	Overtime	FICA	Fringes and Benefits	Eligible or Receiving Pension/OPEB benefits
Accounting Assistant (DPW)	44,562	265	4,015	10,316	
Assistant City Clerk 1	55,000		4,208	24,687	
Assistant To Income Tax Administrator 1	55,000		4,208	24,304	
Assistant Youth Recreation Manager	55,000		4,253	24,369	
Building Superintendent	83,961	28,015	8,612	13,307	✓
Cable Director	71,985		5,507	24,056	
Chief Court Officer	62,601		4,789	26,028	✓
Chief Probation Officer	65,750		5,030	26,287	✓
City Clerk	92,700		7,092	22,832	
City Engineer 1	80,000		6,120	26,964	
City Planner	72,842		5,572	9,862	
City Treasurer	91,052		7,552	16,201	
Code Enforcement Officer	42,848		3,493	4,379	✓
Code Enforcement Officer	46,879		4,036	11,250	
Code Enforcement Officer	42,848		3,278	10,960	
Code Enforcement Officer	42,848		3,278	20,707	
Code Enforcement Officer	42,848		3,278	25,071	
Code Enforcement Supervisor	69,628		5,959	10,271	
Community Relations	42,848	3,745	3,564	10,563	
Compliance Auditor	64,251		4,915	21,534	✓
Contract Compliance/Grant Writer	64,258		4,916	8,267	
Council Member	16,500		1,262	35	
Council Member	16,500		1,262	35	
Council Member	16,500		1,262	35	✓
Council Member	16,500		1,262	35	
Council Member	16,500		1,262	35	✓
Council Member	16,500		1,262	35	
Council Member 1	16,500		1,262	100	
Court Administrative Assistant	47,133	711	3,660	9,756	✓
Court Administrator	110,334		8,441	20,705	✓
Court Cashier	43,576	1,886	3,478	9,989	✓
Court Chief Account Clerk	44,034	1,588	3,768	13,678	✓
Court Clerk	31,325	2,259	2,569	9,059	✓
Court Clerk	31,325	1,355	2,709	4,094	✓
Court Clerk	32,539		2,489	19,960	
Court Clerk	32,265		2,468	21,379	
Court Clerk	31,325	1,355	2,500	9,777	✓
Court Clerk	32,539		2,489	9,215	
Court Clerk	29,682	1,284	2,369	8,228	✓
Court Clerk	31,325	1,355	2,500	1,192	✓
Court Clerk	39,416	2,558	3,459	13,231	✓
Court Clerk	32,265	1,355	2,572	9,012	✓
Court Clerk	40,599	2,843	3,323	21,964	✓
Court Office Manager	57,931	174	4,445	20,662	✓
Court Officer	45,032	1,299	3,981	10,191	✓
Court Officer	45,032	1,299	3,544	27,955	✓
Court Officer	45,032	1,299	3,544	26,072	✓
Court Officer	45,032	1,299	3,828	17,088	✓
Court Officer	45,032		3,445	31,069	✓
Court Recorder	47,133		3,606	21,328	✓
Court Recorder	52,575	427	4,055	23,486	✓

Employee Listing with Salaries and Fringe Benefits - Mayor Proposed 2020-2021

City and Court Employees (alphabetical order)

Position	Salaries	Overtime	FICA	Fringes and Benefits	Eligible or Receiving Pension/OPEB benefits
Court Recorder	47,133	133	4,354	10,878	✓
Court Recorder	49,597	383	3,823	9,795	✓
Court Secretary	32,365		2,476	21,379	
Crossing Guard	16,200		1,239	246	
Crossing Guard 1	4,160		318	45	
Crossing Guard 2	4,160		318	45	
Customer Service Representative (City Clerk)	36,421		2,786	8,969	
Customer Service Representative (Community Development)	36,849	3,853	3,329	4,685	
Customer Service Representative (DPW)	53,410	1,291	4,634	9,078	
Deputy City Clerk	66,414		5,081	9,629	
Deputy Community Development Director 1	73,892		5,653	25,485	
Deputy Court Administrator 1	75,000		5,738	20,331	
Deputy Director of DPW	80,000		6,752	19,276	
Deputy Mayor	116,339		9,382	12,383	
Deputy Treasurer 1	65,520		5,012	25,145	
District Court Judge	45,724		-	9,755	✓
District Court Judge	45,724		-	23,498	✓
District Court Judge	45,724		-	21,271	✓
District Court Judge	45,724		-	9,755	✓
DPW Assistant	25,194		1,973	2,942	✓
DPW Director	92,700		7,137	29,539	
DPW Litter Pick Up 1	31,200		2,433	24,712	
Economic/ Community Development Director 1	88,000		6,732	32,575	
Elections Assistant 1	10,800		826	300	
Executive Assistant	67,486		5,163	17,953	
Executive Assistant	67,486		5,749	10,388	
Finance Director 1	130,000		9,945	30,319	
Human Resource Benefits Coordinator	47,488		3,633	7,996	✓
Human Resource Manager	74,000		6,247	13,025	
Income Tax Administrator	72,229		5,975	7,567	✓
Inter/Temp Cable & Media	16,875		1,291	146	
Janitor	32,136	4,320	2,789	2,825	
Janitor	32,136	6,075	2,923	17,362	
Laborer II - Building	45,427	6,987	4,056	13,579	
Laborer II - Operations 1	45,427		3,521	26,427	
Laborer II - Operations 2	45,427		3,521	26,427	
Laborer II - Public Works	45,427	10,917	4,356	22,886	
Laborer II - Public Works	45,427	7,180	4,070	21,240	
Laborer II - Public Works	45,427	7,681	4,558	10,627	✓
Laborer II - Public Works	45,327	8,103	4,302	6,849	✓
Laborer II - Public Works	45,427	4,025	3,829	21,515	
Maintenance Foreman 1	47,237		3,660	26,209	
Maintenance Supervisor	59,662	1,338	4,712	18,899	✓
Maintenance Worker	33,421	5,616	2,986	3,236	
Maintenance Worker 1	32,448		2,528	24,637	
Mayor	113,000		8,645	9,053	✓
MIDC Court Officer	27,030		2,068	1,369	
MIDC Court Officer	27,030		2,068	1,369	
MIDC Managed Assigned Counsel	66,950		5,122	19,935	
Part Time Court Clerk	25,075		1,918	71	✓
Part Time Court Collections Clerk	14,281		1,093	75	
Payables and Receivables Manager	60,191		4,820	8,674	
Planning Manager	91,052		6,965	17,552	

Employee Listing with Salaries and Fringe Benefits - Mayor Proposed 2020-2021

City and Court Employees (alphabetical order)

Position	Salaries	Overtime	FICA	Fringes and Benefits	Eligible or Receiving Pension/OPEB benefits
Policy Advisor	95,000		7,268	10,708	
Probation Officer	55,058	102	4,220	25,932	✓
PT Court Secretary 1	17,615		1,348	100	
Purchasing Agent	61,800		4,728	24,759	
Right Of Way / Miss Digg Inspector 1	48,377		3,747	24,718	
Right of Way/Miss Dig Inspector	49,404	2,608	4,611	10,365	✓
Senior Center Support Specialist	32,136	1,121	2,544	19,637	
Senior Center Support Specialist	33,421	6,645	3,280	3,760	
Senior Center Support Specialist	33,421	6,799	3,077	8,171	
Senior Center Support Specialist	33,421	3,359	2,814	7,960	
Senior Financial Analyst	75,000		5,738	8,604	
Sports Coordinator 1	36,849		2,865	24,013	
Treasury Accountant/Head Cashier	42,848	1,336	3,830	9,737	✓
Treasury Cashier	32,136	443	2,492	19,691	
Youth Recreation Assistant	13,878		1,062	647	
Youth Recreation Assistant	13,878	322	1,086	647	
Youth Recreation Assistant	13,878	394	1,092	647	
Youth Recreation Assistant	17,538		1,342	647	
Youth Recreation Assistant	13,878		1,062	647	
Youth Recreation Assistant	13,878		1,062	647	
Youth Recreation Assistant	17,538		1,342	647	
Youth Recreation Assistant	13,878	79	1,068	647	
Youth Recreation Assistant	13,878	124	1,071	647	
Youth Recreation Assistant	13,878	221	1,079	647	
Youth Recreation Assistant	13,878		1,062	647	
Youth Recreation Assistant	13,878		1,062	647	
Youth Recreation Manager 1	57,200		4,422	27,355	

City of Pontiac

Historical Information - Taxable Value and Levy

	Year 2019	Year 2018	Year 2017	Year 2016	Year 2015	Year 2014	Year 2013	Year 2012	Year 2011	Year 2010
Taxable Value	775,199,490	737,253,180	711,314,280	680,704,959	697,840,677	684,563,300	700,303,240	801,586,842	941,646,885	1,227,703,639
<u>Tax Levy:</u>										
City Operating	8,404,835	8,092,514	7,824,079	7,489,786	7,676,953	7,532,618	7,666,852	8,778,279	10,275,799	13,379,829
Capital Improvement	1,053,036	1,012,263	978,727	936,946	960,352	942,310	959,087	1,098,160	1,285,888	1,675,948
Sanitation	2,106,266	2,024,717	1,957,638	1,874,071	1,920,885	1,884,802	1,918,359	2,196,511	2,571,986	3,352,136
Youth Center	1,114,507	1,071,093	-	-	-	-	-	-	-	-
Senior Services	373,588	359,112	347,273	332,446	340,751	334,350	340,301	389,649	456,264	594,670
Total Tax Levy	13,052,232	12,559,699	11,107,717	10,633,249	10,898,941	10,694,080	10,884,599	12,462,599	14,589,937	19,002,583

Schedule of Capital Outlay							
Fiscal Years 2021-2025							
			FY 20/21	FY 21/22	FY 22/23	FY 23/24	FY 24/25
Fund	Project Name	Project Description	7/1/20 - 6/30/21	7/1/21 - 6/30/22	7/1/22 - 6/30/23	7/1/23 - 6/30/24	7/1/24 - 6/30/25
202	Centerpointe Parkway	Resurface and restore	\$ 915,000				
202	Mill Street	Resurface and restore	\$ 558,605		\$ 330,387		
202	Walton	Resurface and restore	\$ 1,148,677	\$ 877,090			
202	Baldwin Road Signals	Signals	\$ 420,634				
202	Dr. Martin Luther King Blvd. Signals	Signals	\$ 189,650				
202	University Drive Bridge	Resurface and restore	\$ 154,800				
202	South Boulevard Signals	Signals		\$ 335,000			
202	Orchard Lake Road Signals	Signals		\$ 262,000			
202	Dr. Martin Luther King Blvd.	Resurface and restore				\$ 6,488,000	
202	Pike Street	Resurface and restore					\$ 1,098,000
202	Pike Street	Resurface and restore					\$ 488,000
202	Giddings Road	Resurface and restore					\$ 1,200,000
			\$ 3,387,366	\$ 1,474,090	\$ 330,387	\$ 6,488,000	\$ 2,786,000
203	To Be Determined Road	Road improvements and emergency road or sewer situations	\$ 100,000				
203	Liberty St: Mark to Johnson	Resurface and restore	\$ 700,000				
203	Cherry Hill: Kennett to Starlight	Resurface and restore	\$ 300,000				
203	Byram: Walton to Amanda	Resurface and restore	\$ 500,000				
203	Omar: University to McKinley	Resurface and restore	\$ 400,000				
			\$ 2,000,000	\$ -	\$ -	\$ -	\$ -
445	Computer Equipment	To be determined		\$ 66,333	\$ 31,333	\$ 31,333	\$ 31,333
445	Computer Equipment	VOIP Phone System	\$ 125,000				
445	Computer Equipment	Desktop Refresh	\$ 23,333				
445	Computer Equipment	UPS Battery Backup (COP IDF)	\$ 12,000				
445	Computer Equipment	UPS Battery Backup (Server)	\$ 10,000				
445	City Hall Lot Repairs	Lot repairs	\$ 432,119				
445-265	Building Additions and Improvements	City Hall windows, elevators, and other repairs	\$ 900,000	\$ 500,000	\$ 500,000	\$ 500,000	
445-273	Building Additions and Improvements	New dump truck backhoe, mausoleum repair and pavement repair	\$ 120,000				
445-301	Building Additions and Improvements	Cooling tower, carpet, blinds, tuck point of exterior	\$ 500,000				
445-336	Building Additions and Improvements	Fire Department Roof Repairs	\$ 19,881				
445-458	Vehicles	To be determined			\$ 400,000	\$ 400,000	\$ 400,000
445-458	Vehicles	2 Dump trucks @ \$230,000	\$ 460,000	\$ 460,000			
445-458	Vehicles	Equipment for 2 snow plows for change in ordinance	\$ 252,000	\$ 252,000			
			\$ 2,854,333	\$ 1,278,333	\$ 931,333	\$ 931,333	\$ 431,333
		Grand Total	\$ 8,241,699	\$ 2,752,423	\$ 1,261,720	\$ 7,419,333	\$ 3,217,333

Outstanding Debt Obligations

Debt Service Report

Debt Name: TIFA 2 2007C Bond
 Issuance Date: 12/19/2007
 Issuance Amount: \$3,280,000
 Debt Instrument (or Type): Local Government Loan Program Revenue Bonds
 Repayment Source(s): General Fund Revenue

Years Ending	Principal	Interest	Total
2021	\$ 315,000	\$ 60,738	\$ 375,738
2022	\$ 305,000	\$ 44,988	\$ 349,988
2023	\$ 305,000	\$ 29,738	\$ 334,738
2024	\$ 305,000	\$ 14,488	\$ 319,488
Totals	\$ 1,230,000	\$ 149,952	\$ 1,379,952

Debt Name: TIFA 3 2007C Bond
 Issuance Date: 12/19/2007
 Issuance Amount: \$24,450,000
 Debt Instrument (or Type): Local Government Loan Program Revenue Bonds
 Repayment Source(s): General Fund Revenue

Years Ending	Principal	Interest	Total
2021	\$ 1,155,000	\$ 809,463	\$ 1,964,463
2022	\$ 1,555,000	\$ 751,713	\$ 2,306,713
2023	\$ 1,680,000	\$ 673,963	\$ 2,353,963
2024	\$ 1,410,000	\$ 589,963	\$ 1,999,963
2025	\$ 1,520,000	\$ 522,988	\$ 2,042,988
2026	\$ 1,630,000	\$ 450,788	\$ 2,080,788
2027	\$ 1,745,000	\$ 373,363	\$ 2,118,363
2028	\$ 1,565,000	\$ 290,475	\$ 1,855,475
2029	\$ 1,570,000	\$ 220,050	\$ 1,790,050
2030	\$ 1,675,000	\$ 149,400	\$ 1,824,400
2031	\$ 1,645,000	\$ 74,025	\$ 1,719,025
Totals	\$ 17,150,000	\$ 4,906,188	\$ 22,056,188

Proposed City of Pontiac Fees for FY 2020/2021

<u>General/Administration</u>			<u>Planning Department (Continued)</u>	
<u>City Clerk</u>			<u>Administrative Review Fees</u>	
Notary Service:			Zoning compliance permit	\$150.00
City Residence	\$5.00	Per Page	Parking lot change of use (1 acre or less)	\$500.00
Non-city residence	\$10.00	Per page	Each additional acre or fraction thereof	\$50.00
Code of Ordinances:			Special exception permit (1 acre or less)	\$1,000.00
Per book		\$250.00	Each additional acre or fraction thereof	\$100.00
Per supplement service copy of voter files		\$75.00	Zoning map amendment (1 acre or less)	\$1,350.00
Copy of Voter files:			Each additional acre or fraction thereof	\$100.00
Per disk email option available		\$35.00	Waiver from Woodlands Ordinance	\$750.00
Per name (list)		\$0.02	Sign review	\$150.00
Per name (list) Xerox copies		\$0.04	Wireless communication facility administrative review	\$1,000.00
Per page		\$1.00		
<u>Human Resources</u>			<u>Zoning Board of Appeals</u>	
Copies of files	\$0.13	Per page	Residential (1 & 2 family)	\$300.00
<u>Income Tax</u>			For each additional variance on the same petition	\$100.00
NSF	\$35.00	Per item	Multiple family and non-residential variance	\$950.00
<u>Planning Department</u>			For each additional variance on the same petition	\$100.00
<u>General</u>			Use variance (1 acre or less)	\$1,000.00
Land division		\$600.00	Each additional acre or fraction thereof	\$100.00
Land platting		\$900.00	Signage variance	\$750.00
Lot split		\$750.00	<u>Historic District Commission</u>	
Lot combination (1st lot combined)		\$100.00	Commission review	\$200.00
Each additional lot combined		\$50.00	Special meeting	\$2,000.00
Regulated Use Waiver (1st acre or less)		\$1,000.00	<u>Building Permits</u>	
Each additional acre or fraction thereof		\$100.00	Building	\$75.00 Minimum fee
Right of Way/Alley Vacation		\$1,500.00	Estimated Cost of Construction:	
Special Planning Commission meeting		\$2,000.00	\$200.00 to \$1,000.00	\$75.00
Comprehensive Plan - Book w/Map		\$50.00	\$1,001.00 to \$500,000.00	\$75.00
Map only (color)		\$5.00	Plus \$20.00 per \$1,000.00 of cost or fraction thereof over \$1,001.00	
Zoning Ordinance Book w/ Map		\$35.00	\$500,001.00 to \$1,500,000.00	\$10,055.00
Map only (colored map w/cd)		\$5.00	Plus \$15.00 per \$1,000.00 of cost or fraction thereof over \$500,001.00	
<u>Planning Commission</u>			If more than \$1,500,000.00	\$25,040.00
Multiple family dwelling preliminary site plan review	\$500.00		Plus \$10.00 per \$1,000.00 of cost or fraction thereof over \$1,500,001.00 with no upper limit	
Each additional acre or fraction thereof	\$25.00			
Multiple family dwelling final site plan review	\$990.00		Special Inspections:	
Each additional unit	\$100.00		Inspections, for determining code compliance	\$50.00
(Max fee \$10,000.00)			Re-inspection of work not ready and re-inspection of a violation that has not been complied with by the expiration notice	\$50.00
Non-residential preliminary site plan review	\$500.00		Overtime Inspections -	
Each additional acre or fraction thereof	\$25.00		Fee for inspection outside or regular business hours shall be at 1.5 times the hourly rate of the personnel involved, with minimum charge to three hours	
Non-residential final site plan review	\$990.00			
Each additional 1,000 Sq. Ft.	\$100.00			
(Max fee \$10,000.00)				
Parking lot or change of use (1 acre or less)	\$600.00			
Each additional acre or fraction thereof	\$50.00			
Planned unit development	\$1,000.00			

Proposed City of Pontiac Fees for FY 2020/2021 (Continued)

<u>Building Permits (Continued)</u>		<u>Construction BOA</u>	
Administration	\$200.00	Filing Fee	\$500.00
The inspection fee for work initiated before permit has been issued		NSF	\$35.00
		<u>Electrical Permits</u>	
Plan review:		Application Fee	\$35.00
\$0 to \$1,000,000	0.0015 of valuation minus \$100.00 minimum	New Home	\$205.00
\$1,000,000 to \$5,000,000	\$1,500.00 plus .0005 of evaluation over \$500,000	Substandard Property/Complete Renovation Minimum Fee	\$205.00
\$5,000,000 to \$ and up	\$3,500.00 plus .0004 of evaluation over \$5,000,000		\$75.00
Plan review of electrical, mechanical and plumbing is 25% of the building plan review fee for each discipline.		Permanent Service for One Phase:	
Minimum plan review fee \$175.00		100 Ampere or Less	\$37.00
		101 to 200 Ampere	\$40.00
		210 to 400 Ampere	\$47.00
		Over 400 Ampere	\$50.00
		Permanent Service for Three Phase:	
Application Fee		100 Ampere or Less	\$42.00
\$35.00		101 to 200 Ampere	\$47.00
Special Building Fees:		201 to 400 Ampere	\$52.00
Permit Extension Fee		Over 400 Ampere	\$55.00
\$50.00			
Contractor Registration		Additional Service -	
\$35.00		Each Additional Sub-Service	\$30.00
Certificate of Occupancy		Stand by Power & Generator (One Phase):	
\$200.00		100 Ampere or Less	\$37.00
NSF		101 to 200 Ampere	\$40.00
		201 to 400 Ampere	\$47.00
		Over 400 Ampere	\$50.00
		Automatic Transfer Switch	\$35.00
		Manual Transfer Switch	\$30.00
		Stand by Power & Generator (Three Phase):	
		100 Ampere or Less	\$42.00
		101 to 200 Ampere	\$47.00
		201 to 400 Ampere	\$52.00
		Over 400 Ampere	\$55.00
		Automatic Transfer Switch	\$40.00
		Manual Transfer Switch	\$35.00
		Stand by Power & Generator (Temporary):	
		60 Ampere Switch	\$20.00
		100 Ampere Switch	\$21.00
		200 Ampere Switch	\$22.00
		400 Ampere Switch	\$23.00
		600 Ampere Switch	\$24.00
		800 Ampere Switch	\$25.00
		Electrical Furnances & Heating Units -	
		1 - 10 Units in Addition to Circuit Fee	\$25.00
		Welders and Generators -	
		Each in Additions of Circuit Fee	\$25.00
		Feeders & Sub-Feeders -	
		Up to 50 Feet	\$25.00
		Each additional 50 feet or fraction thereof	\$25.00
<u>Demolition Permit</u>			
First 1000 sq. ft.	\$250.00		
Each additional 500 sq. ft.	\$50.00		
NSF	\$35.00		
<u>Property Maintenance</u>			
Property Maintenance Inspection	\$200.00		
NSF	\$35.00		
<u>Team Inspection</u>			
Per Inspector	\$50.00		
Re-Inspection	\$50.00		
NSF	\$35.00		
<u>Hearing Officer</u>			
Special Hearing	\$900.00		
NSF	\$35.00		
<u>Board of Appeals</u>			
Special Hearing	\$900.00		
NSF	\$35.00		

Proposed City of Pontiac Fees for FY 2020/2021 (Continued)

<u>Electrical Permits (Continued)</u>		<u>Mechanical Permits (Continued)</u>	
Transformers:		Each Additional Unit Over 10 at	
1 KVA Through 100 KVA	\$32.00	Same Occupancy	\$30.00
101 KVA Through 200 KVA	\$37.00	Over 200,000 to 400,000 BTU Per Hour -	
201 KVA Through 400 KVA	\$40.00	Each Unit	\$47.00
Over 400 KVA	\$47.00	Water Heater, Chimney Liner, Fireplace, Fire Dampers	\$32.00
Motors:		Gas Piping System Permit:	
First 1/4 HP up to 10 HP (Up to 7450W)	\$25.00	1 Gas Pressure & Piping Test	\$64.00
First 11 HP up to 20 HP (Up to 14920W)	\$26.00	Each System (Furnace, Water Heater,	
First 21 HP up to 30 HP (Up to 22380W)	\$27.00	Dryer, Range, etc.)	\$32.00
First 31 HP up to 40 HP (Up to 29840W)	\$28.00	Space Heating/Cooling Distribution System Ductwork:	
First 41 HP up to 50 HP (Up to 37300W)	\$29.00	Up to 100,000 BTU Fuel Input Per Hour	\$32.00
First 51 HP and Up	\$40.00	Over 100,000 to 200,000 BTU Fuel Input Per Hour	\$50.00
Each Additional Unit	\$42.00	Over 200,000 to 400,000 BTU Fuel Input Per Hour	\$60.00
Mobile Home Electrical Hook-Up -		Over 400,000 to 2,000,000 BTU Fuel Input	
Per Unit	\$75.00	Per Hour	\$75.00
Sign Installation & Inspection Before Installation:		Over 2,000,000 to 5,000,000 BTU Fuel Input	
One Sign	\$75.00	Per Hour	\$80.00
Each Additional Sign at Same Location	\$25.00	Comfort Cooling Equipment & Systems:	
Fixtures (Smoke Detectors, Power Outlets,		Up to 60,000 BTU (5 Tons) or less (Self Contained Units	
Light Fixtures):		or Systems):	
Installation of 1 to 10 Fixtures	\$20.00	First 10 Units at Same Location/Each Unit	\$50.00
Each Additional 10 Fixtures or Fraction Thereof	\$15.00	Additional Units Over 10 at Same	
Lighting Pole & Base Installation	\$25.00	Location/Each Unit	\$32.00
Battery Operated Light/Line Voltage - First 10	\$20.00	60,000 BTU (5 Tons) to 120,000 BTU	
Each Additional 10 Fixtures or Fraction Thereof	\$15.00	(10 Tons)/Each Unit	\$57.00
Exit Light (Each)	\$15.00	120,000 BTU (10 Tons) to 600,000 BTU	
Each Circuit	\$15.00	(50 Tons)/Each Unit	\$67.00
General Repair Permit	\$75.00	600,000 BTU (50 Tons) to 1,500,000 BTU	
Special Electrical Fees:		(125 Tons)/Each Unit	\$100.00
Inspection To Determine Code Compliance	\$50.00	Alterations to Each System	\$30.00
Re-Inspection Fee of work not ready, or for a		Commercial Clothes Dryer for Installation or Replacement:	
violation not complied with by expiration		1st 5 Units Commercial Clothing Dryer	\$30.00
date of Violation Notice	\$50.00	Each Additional Commercial Clothes Dryer	
Fee for Inspection out of Regular Hours at		@ Same Location	\$21.00
1.5 times Rate of inspector, with 3 hour		Liquefied Petroleum Gas System & Storage:	
minimum charge. (Per Hour)	\$50.00	Over 500 Gallons to 1,200 Gallons	\$42.00
Permit Extension Fee	\$50.00	Over 1,200 Gallons	\$47.00
Contractor Registration	\$35.00	Fire Suppression Systems:	
Work Done Without Permit Penalty	\$200.00	Inspection of Sprinkler Heads - First 10	\$50.00
NSF	\$35.00	Each Additional Heads Over 10	\$5.00
<u>Mechanical Permits</u>		Commercial Hood System:	
Application Fee	\$35.00	Each New or Modified System	\$164.00
New Home	\$205.00	Duct Systems - Installation, Alteration or Additions:	
Substandard Property/Complete Renovation	\$205.00	Up to 1,000 Cubic Feet Per Minutes of Air	\$27.00
Minimum Fee	\$75.00	Over 1,000 CFM to 2,000 CFM	\$32.00
Heating Equipment - New or Replacement:		Over 2,000 CFM to 4,000 CFM	\$37.00
Over 40,000 to 100,000 BTU Per Hour:		Over 4,000 CFM to 20,000 CFM	\$42.00
First 10 Units at Each Occupancy - Each Unit	\$40.00	Over 20,000 CFM to 50,000 CFM	\$47.00

Proposed City of Pontiac Fees for FY 2020/2021 (Continued)

<u>Mechanical Permits (Continued)</u>		<u>Plumbing Permits</u>	
Refrigeration System for Other Than Comfort Cooling - Self Contained System/Compressor, Activated by Motors or Engines:		Application Fee	\$35.00
Up to 5 HP	\$30.00	New Home	\$205.00
5 HP to 10 HP	\$39.00	Substandard Property/Complete Renovation	\$205.00
10 HP to 50 HP	\$49.00	Minimum Fee	\$75.00
50 HP to 1255 HP	\$59.00	Stacks (New Alteration) (Soil, Waste, Vent, Inside Connection)	\$17.00
Installation Permit - Tank (Fuel Oil or Other):		Sump & Interceptors, Dishwashers, Tubs, Catch Basins, Automatic Washers, Drinking Fountains, Floor Drains, Food Disposals, Grinders, Hose Connections, Humidifiers, Laundry Trays, Lavatories, Pumps Toilets, Sinks, Soda Fountain or Br, Urinals & Shower Traps (Each)	\$16.00
Above Ground, Not Exceeding 550 Gallons	\$24.00	Water Heater	\$20.00
Below Ground, Not Exceeding 550 Gallons	\$31.00	Backflow Preventer	\$5.00
Over 550 Gallons to 5,000 Gallons	\$42.00	Medical Gas System	\$45.00
Over 5,000 Gallons to 20,000 Gallons	\$47.00	Water Service:	
Over 20,000 Gallons to 50,000 Gallons	\$57.00	Water Svs/Dist 1/2"	\$40.00
Over 50,000 Gallons to 200,000 Gallons	\$70.00	Water Svs/Dist 3/4"	\$40.00
Over 200,000 Gallons	\$95.00	Water Svs/Dist 1"	\$45.00
Alterations to existing Burner or Furnance	\$40.00	Water Svs/Dist 2"	\$50.00
Air/Exhaust Vents	\$25.00	Water Svs/Dist 3"	\$60.00
Each Additional Vent	\$10.00	Water Svs/Dist 4"	\$70.00
Air Handling Equipment or Systems:		Water Svs/Dist Over 4"	\$80.00
Blower, fans and electronic air cleaner, new installation:		Water Distribution:	
Up to 4,000 CFM	\$25.00	1st 100 Feet	\$80.00
Over 4,000 CFM to 50,000 CFM	\$40.00	Each Additional Foot	\$0.10
Heat Recovery Unit/Radiator	\$10.00	Building Sewer - Size:	
Mobile Home Mechanical Hook-Up:		Building Sewer & Drain 4"	\$45.00
Per Unit	\$75.00	Building Sewer & Drain 10"	\$50.00
Boiler 200,000 BTU	\$100.00	Building Sewer & Drain 12"	\$55.00
Piping:		Building Sewer & Drain 14"	\$60.00
Medical Gas, Process Piping, Hydronic Piping,		Building Sewer & Drain 16"	\$70.00
Refrigeration Piping Each System	\$32.00	Building Sewer & Drain 18"	\$75.00
Pressure Test for Each System	\$32.00	Storm Sewer:	
Fuel gas, Process, Hydronic, Refrigeration,		Storm & Sanitary 1st 200 Feet	\$80.00
Commercial Air Conditioning	\$0.05 Processed Piping Per Foot	Storm & Sanitary Additional 100 Feet	\$35.00
Special Mechanical Fees:		Building Sewer to Drain Connection - Building Drain - Underground Building Drains/Storm not Over 6"	\$45.00
Inspection To Determine Code Compliance	\$50.00	Storm Drain -	
Re-Inspection Fee of work not ready, or for a violation not complied with by expiration date of Violation Notice	\$50.00	Manholes and Catch Basins	\$16.00
Fee for Inspection out of Regular Hours at 1.5 times Rate of Inspector, with 3 hour minimum charge.	\$50.00 Per Hour	Plumbing for Mobile Home Hook-Up - Per Unit	\$75.00
Permit Extension Fee	\$50.00	Special Plumbing Fees:	
Work Done Without Permit Penalty	\$200.00	Inspection To Determine Code Compliance	\$50.00
Plan Review Fee	\$175.00	Re-Inspection Fee of work not ready, or for a violation not complied with by expiration date of Violation Notice	\$50.00
Mechanical Contractor Registration	\$15.00		
Mechanical Board of Appeals	\$900.00		
NSF	\$35.00		

Proposed City of Pontiac Fees for FY 2020/2021 (Continued)

Plumbing Permits (Continued)

Fee for Inspection out of Regular Hours at 1.5 times Rate of inspector, with 3 hour minimum charge. (Per Hour)	\$50.00
Permit Extension Fee	\$50.00
Contractor Registration	\$15.00
Work Done Without Permit Penalty	\$200.00
NSF	\$35.00

Fire Permit Electrical

Application Fee	\$35.00
Minimum Fee	\$75.00
Circuits for Fire System:	
Each Signaling Device	\$11.00
Each Control Circuit	\$15.00
Each Remote Sensor	\$11.00
Each Main Control Station	\$17.00
Each Speaker & Microphone	\$11.00
Each Amplifier	\$11.00
Each Main Control Center	\$15.00
Each Door or Window Sensor	\$11.00
Each Vibration Sensor	\$11.00
Each Key Station or Remote Station	\$9.00
Each Panic Button	\$11.00
Each Automatic Dialer	\$10.00
Each Pressure Sensor	\$11.00
Each Alarm (Horn, Bell, Etc.)	\$11.00
Each Auxiliary Power Supply	\$10.00
Each Control Panel	\$15.00
Each Pull Station	\$11.00
Each Fire Head and/or Smoke Sensor	\$11.00
Each Telephone Station	\$11.00
Each Doorway Exit Unlocking System	\$9.00
Each Data Gathering, Reporting, Sub Panel	\$15.00
Each Fan, Elevator Interlocked to System	\$14.00

Special Mechanical Fees:

Inspection To Determine Code Compliance	\$50.00
Re-Inspection Fee of work not ready, or for a violation not complied with by expiration date of Violation Notice	\$50.00
Fee for Inspection out of Regular Hours at 1.5 times Rate of inspector, with 3 hour minimum charge. (Per Hour)	\$50.00
Permit Extension Fee	\$50.00
Contractor Registration	\$35.00
Work Done Without Permit Penalty	\$200.00
NSF	\$35.00

Sign Permit

Application Fee (Non-Refundable)	\$150.00
NSF	\$35.00

Business License

Business Certificate Fee Schedule:

New License (Requires Team Inspection)	\$160.00
Renew License	\$160.00
Special Event License	\$1,200.00
Non-participating vendor fee	\$1,000.00

Niche Business:

Arcade and Vending Machines (Per Machine)	\$25.00
Massage Parlor	\$500.00
Newspaper Delivery Recepticle	\$1.00
Sidewalk Café	\$100.00
Taxicab (Per Bond plate)	\$50.00
Taxicab Business	\$100.00
TaxiCac Driver	\$100.00

Public Assembly -

Amusement Gallery, Dance Hall, Theatre	\$175.00
--	----------

Transient Housing:

Hotel/Motel (Per Room - Every Three Years)	\$25.00
Transient Housing(Per Room - Every Three Years)	\$210.00

Non-Profit Organizations -

Club, Service Organization, Hospitals	\$20.00
---------------------------------------	---------

Temporary Permit:

Christmas Tree Sales	\$100.00
Circus or Carnival (Per Week)	\$350.00
Daily Business License (1 Day)	\$150.00
Daily Business License (Each Additional Day)	\$100.00
Fireworks display	\$100.00
Sound (Public Address) (Per three Days)	\$100.00
Sound (Vehicle)	\$100.00
Transient Trader	\$10.00
Going out of Business Sale	\$50.00
Peaceful Assembly	\$75.00
Sound Permit	\$100.00

Businesses Requiring Bonds:

Auctioneer	\$2,500.00
Auctions (Two times the value of auction items)	\$1,000.00 - \$5,000.00
Christmas Tree Sales	\$1,000.00
Circus or Carnival	\$1,000.00
Dry Cleaners	\$1,000.00
Frozen Confectioners (Ice Cream Truck)	\$2,000.00
Junk Dealer	\$1,000.00
Junk Gatherer	\$200.00
Second Hand Dealer	\$2,500.00
Newspaper Deliver Receptacle	\$5,000.00
Sidewalk Café	\$300.00

Rental Registration

Rental Registration (Per Building)	\$300.00
Rental Inspection (Per unit)	\$100.00
Rental Inspection for units 2 - 10, 12 - 20, 22 - 30, etc. (Per unit)	\$25.00

Proposed City of Pontiac Fees for FY 2020/2021 (Continued)

Rental Registration (Continued)

Change of Rental Manager	\$150.00
Re-inspection Fee	\$50.00
Annual Tenant Verification Fee	\$10.00
Rental Complaint When Certified Fee	\$75.00
NSF	\$35.00

Ordinance Enforcement

Blight Court Administration Fee	\$200.00
Grass Cutting Administration Fee	\$100.00
Place Property Charges on Tax bill Fee	\$50.00

DPW

Sanitation - R-O-W Abatements	\$58.70
Senior Centers:	
Deposits	\$100.00 Refundable
Rental Fees:	
Repast Dinner Weekdays	\$32.00
Repast Dinner Weekends – Minimum of 4 hours	\$25.00
Events	\$100.00
	Weekdays – No minimum hours
	Weekends – Minimum of 4 hours
Parks:	
Deposits	\$100.00 Refundable
Rental Fees	\$35.00 Parks with pavillion
Porta Johns	\$90.00 Per Event
Comfort Station	\$50.00 Beaudette Park Only

Zoning Board of Appeals

Board of Appeals:	
Application Fee	\$500.00
Special Hearing	

Special Event Permit

Non-refundable Administrative Review Fee	\$500.00
--	----------

Economic Development (Non-Refundable)

Commercial Rehabilitation Act (PA 210 of 2005)	\$1,500.00
Plant Rehabilitation & Industrial Development Act (PA 198 of 1974)	\$1,500.00
Obsolete Property Rehabilitation Act (OPRA) (PA 146 of 2000)	\$1,500.00
Payment in Lieu of Tax (PILOT), State Housing Development Authority Act (PA 346 of 1966)	\$1,500.00
Brownfield Tax Increment Financing (TIF) Brownfield Redevelopment Financing Act (PA 381 of 1996)	\$1,500.00

City of Pontiac
Contract List
June 30, 2020

Agreement Type	Name	Counter Party	Award Amount	Expiration Date
CONTRACTS	Alfred Benesch - Prof Eng Svcs Letter of Extension 02 24 2020	Alfred Benesch & Company	\$ 271,232	2/24/2020
CONTRACTS	Alliance Lockbox Agreement 05 24 17 exp 05 24 2020	Alliance Payment Solutions	\$ 3,000	5/24/2020
CONTRACTS	AEW - Prof Eng Svcs	Anderson, Eckstein, and Westrick, Inc.	\$ 9,176	2/10/2020
CONTRACTS	AT&T Telephone and Internet service	AT&T	\$ 105,607	10/31/2020
CONTRACTS	City of Pontiac AVPN PS Countersigned FINAL 081517	AT&T	\$ 3,600	8/10/2020
CONTRACTS	CLEANNET Contract	CleanNet	\$ 127,812	11/30/2020
CONTRACTS	Covenant Proposal for Mngmnt of Oak Hill and Ottawa Park	Covenant Cemetery Services	\$ 112,487	1/1/2022
CONTRACTS	Cranbrook Institute of Science.Pontiac.contract 19/20	Cranbrook Institute of Science	\$ 49,680	6/26/2020
CONTRACTS	Lease LEASE - 825 Golf Drive Creative Schools Mngmnt Youth Recreation S	Creative Schools Management	\$ 312,000	7/1/2021
CONTRACTS	825 Golf Purchase Agreement with Exhibits	Creative Schools Management LLC	\$ 3,150,000	No Expiration Date
CONTRACTS	Curbco - Street Patching Amendment to the Contract expires 10 01 2021	Curbco, Inc.	\$ 110,000	10/1/2021
CONTRACTS	DCR Services - Project Mngmnt - Amendment to Contract 2018	DCR Services & Construction, Inc.	\$ 55,000	6/15/2020
CONTRACTS	Giarmarco, Mullins Horton PC	Giarmarco, Mullins, & Horton, P.C.	\$ 156,974	No Expiration Date
CONTRACTS	Lease LEASE - 1399 Joslyn Great Lakes Auto Superstore DPW yard	Great Lakes Auto Superstore	\$ 70,000	5/8/2023
CONTRACTS	Great Lakes Contracting-Roadway Maintenance	Great Lakes Contracting Solutions, LLC	\$ 1,204,756	6/30/2020
CONTRACTS	Great lakes power and lighting extension	Great Lakes Power & Lighting	\$ 187,510	6/30/2020
CONTRACTS	Guardian Alarm-IT Server Room and Treasurer office	Guardian Alarm	\$ 4,200	No Expiration Date
CONTRACTS	Guardian Alarm Oak Hill Chapel- Agreement 06 13 2017	Guardian Alarm Company of Michigan	\$ 6,441	No Expiration Date
CONTRACTS	Hubbell Roth Clark Prof Eng Svcs Letter of Extension 02 24 2020	Hubbell, Roth, & Clark, Inc.	\$ 185,452	2/24/2020
CONTRACTS	Innovative Software Solutions Contract 2010 - Income Tax Office	Innovative Software Services, Inc.	\$ 215,326	No Expiration Date
CONTRACTS	Iron Mt Records Mngmnt Svcs 2018 updated rates	Iron Mountain	\$ 12,313	No Expiration Date
CONTRACTS	Johnson & Anderson Geospatial Amendment exp 12 31 2019	Johnson & Anderson, Inc.	\$ 166,434	12/31/2019
CONTRACTS	JWA Event Consulting	JWA Event Consulting	\$ 9,000	10/21/2019
CONTRACTS	General Code Authorization and Agreement - Laserfiche	Laserfiche	\$ 15,078	No Expiration Date
CONTRACTS	Loomis Armored Truck - signed by Pontiac	Loomis Armored US, LLC	\$ 8,797	6/11/2020
CONTRACTS	Meadowbrook Consulting Agreement 08 01 2018 SIGNED both signatures	Meadowbrook, Inc.	\$ 46,384	8/1/2021
CONTRACTS	MDOT University Drive	Michigan Department of Transportation	\$ 2,770,273	No Expiration Date
CONTRACTS	Michigan Joint Sealing Contract	Michigan Joint Sealing	\$ 96,741	11/30/2019
CONTRACTS	MMRMA contract	MMRMA	\$ 671,941	No Expiration Date
CONTRACTS	Contract - Rapid Shred - MDeal Vendor Service Information	MTMB	\$ 60	6/30/2020
CONTRACTS	Munetrix Subscription Agreement	Munetrix	\$ 9,934	7/31/2022
CONTRACTS	NF Nowak Fraus Eng Svcs Letter of Extension 02 10 2020	Nowak & Fraus Engineers	\$ 390,582	2/10/2020
CONTRACTS	NTH Consultants Eng Svcs Letter of Extension 02 10 2020	NTH Consultants, Ltd.	\$ 122,910	2/10/2020
CONTRACTS	Oakland County Sheriffs Office 2018-2021 Emergency Medical Dispatch Srv	Oakland County	\$ 205,429	3/31/2021
CONTRACTS	Oakland County Appointments of Arrangement Contract	Oakland County	\$ 109,471	9/30/2021
CONTRACTS	Oakland Co Assessing Services Renewal Extension	Oakland County Equalization Division	\$ 165,786	6/30/2022
CONTRACTS	OLHSA for Yard Services for Senior Citizens SIGNED	Oakland Livingston Human Service Age	\$ 75,000	12/31/2019
CONTRACTS	PCM - Information Services Managemnet-Operations Extension	PCM	\$ 309,000	6/30/2023
CONTRACTS	Pipeline Management - Storm Sewer Mntnc	Pipeline Management Company	\$ 45,644	5/31/2020
CONTRACTS	Pitney Bowes Postage Meter Lease Agreement	Pitney Bowes	\$ 20,900	10/24/2018
CONTRACTS	PK Contracting Letter of Extension	PK Contracting	\$ 1,720,600	10/31/2018
CONTRACTS	Plante Moran Acct Svc 2019 - 2021 Agreement	Plante Moran	\$ 289,200	6/30/2021
CONTRACTS	Plante-Moran- Finance Director Contract	Plante Moran	\$ 180,756	No Expiration Date
CONTRACTS	Rapid Shred - Confidential Document Destruction & Paper and Optional Re	RapidShred	\$ 896,820	6/30/2020
CONTRACTS	Rehmann Robson Auditing Services	Rehmann Robson	\$ 52,600	6/30/2020
CONTRACTS	Police-School Liaison - Fully Executed FY 19-20	School District of the City of Pontiac	\$ 138,472	6/30/2020
CONTRACTS	Seasonal Prop Mntnc - Tree Trimming Letter of Extension 12 31 2019	Seasonal Property Maintenance	\$ 20,890	12/31/2019
CONTRACTS	Oakland County Sheriff Dept 2019-2021 Law Enforcement Serives Agree	Sheriffs Office	\$ 11,314,497	12/31/2021
CONTRACTS	TestAmerica Collier Rd Landfill testing	TestAmerica Laboratories, Inc	\$ 38,817	12/31/2017
CONTRACTS	JWA Event Consulting	TJ Adams	\$ 67,967	1/16/2019
CONTRACTS	True Green	True Green	\$ 14,007	No Expiration Date
CONTRACTS	Wade Trim -contract extension	Wade Trim	\$ 1,691,700	12/31/2020
INTER-LOCAL	Waterford Fire Services Agreement 2012	Waterford Township	\$ 7,356,707	1/17/2022
CONTRACTS	Asset Management	City Works	\$ 11,400	3/1/2021
CONTRACTS	GIS Software Subscription	ESRI	\$ 9,000	No Expiration Date
CONTRACTS	Waste Disposal	Advanced Disposal	\$ 1,300,000	6/30/2023
CONTRACTS	Janitorial	CleanNet	\$ 128,065	1/1/2021
CONTRACTS	Landscaping Contract	RNA	\$ 469,000	4/1/2021

Budget Ordinance

Ordinance No. XXXX

An Ordinance to appropriate the sums of money necessary to meet the expenditures set forth in the budget recommended for the operation of the City of Pontiac, Michigan; to defray the debts, expenditures, and liabilities of said City for the fiscal year beginning the first day of July, 2020; to adopt the fee schedule for public records and services for the fiscal year 2020/21.

Whereas, the proposed General Appropriations Act is required to be effective July 1, 2020 so the City can legally operate.

The City of Pontiac Ordains:

Section 1. Title.

This ordinance shall be known as the City of Pontiac 2020-2021 General Appropriations Act.

Section 2. Public Hearing on the Budget.

Pursuant to MCLA 141.412 and .413, notice of a public hearing on the proposed budget was published in The Oakland Press, a newspaper of general circulation on Thursday May XX, 2020 and a public hearing on the proposed budget was held on Tuesday June 2, 2020.

Section 3. Millage Levy, Administration Fee, and Penalties.

The City Council for the City of Pontiac shall authorize the following millages to be levied and collected on the general property tax of all real and personal property within the City upon the current tax roll an allocated millage of 11.1699 operating; 1.4862 youth center; 1.3961 capital improvement; 2.7923 sanitation; 0.4954 senior services. The City Treasurer is hereby authorized to impose a one percent (1%) property tax administration fee for all property taxes due, and a late penalty charge when applicable, in conformance with Section 44 of Public Act 206 of 1893.

Section 4. Adoption of budget by Function.

The City Council of the City of Pontiac received a five-year budget for 2020-21, 2021-22, 2022-23, 2023-24, and 2024-25 fiscal years. The City Council of the City of Pontiac adopts the 2020-2021 fiscal year budgets for the various funds by line item. City officials responsible for the expenditures authorized in the budget may expend City funds up to, but not to exceed, the total appropriation authorized for each line item.

Section 5. Payment of Bills.

Pursuant to the Local Financial Stability and Choice Act and the Accounting Procedures Manual for Local Governments in Michigan, all claims (bills) against the City shall be, approved by the Finance Director of the City of Pontiac prior to being paid.

Budget Ordinance (Continued)

Section 6: Budgeted Revenues and Expenditures--Estimated total revenues and expenditures, including transfers in and out and other sources, for the various funds of the City of Pontiac beginning July 1, 2020 are \$86,396,312 in revenues and \$99,637,873 in expenditures, as set forth in the 2020-2021 budget as reflected in the budget report dated 4/30/20.

Section 7. Specific Appropriations.

There are no specific appropriations contained in the budget.

Section 8. Periodic Financial Reports.

The Finance Director shall provide the Mayor and City Council financial reports on a monthly basis.

Section 9. Budget Monitoring and Amending.

Whenever it appears to the Finance Director that the actual and probable revenues in any fund will be less than the estimated revenues upon which appropriations from such fund were based, and when it appears that expenditures will exceed an appropriation upon which appropriations from such fund were based, the Finance Director shall present to the Mayor recommendations to prevent expenditures from exceeding available revenues or appropriations for the fiscal year. Such recommendations shall include proposals for reducing appropriations, increasing revenues or both. The Finance Director is hereby authorized to amend an appropriation line item within a fund or department that does not exceed ten thousand dollars (\$10,000) within a fiscal year. Any budget amendments to a line item or department that exceeds ten thousand dollars (\$10,000) within a fiscal year must be approved by the City council prior to amendment. For all transfers in and transfer out between appropriation line items or departments exceeding ten thousand dollars (\$10,000) must be approved by City Council prior to such transfer.

Section 10. Severability.

If any section, clause, or provision of this Ordinance shall be declared to be unconstitutional, void, illegal, or ineffective by any Court of competent jurisdiction, such section, clause, or provision declared to be unconstitutional, void, or illegal shall thereby cease to be a part of this Ordinance, but the remainder of this Ordinance shall stand and be in full force and effect.

Section 11. Repealer.

All Ordinances or parts of Ordinances in conflict herewith are hereby repealed only to the extent necessary to give this Ordinance full force and effect.

Section 12. Publication.

The Clerk shall publish this Ordinance in a newspaper of general circulation.

Section 13. Emergency Declaration and Effective Date.

This Ordinance is declared an emergency to allow the City to legally spend money after July 1, 2020 and shall be effective immediately upon adoption.

Budget Ordinance (Continued)

With revenue and expenditures categorized by function as herein provided:

<u>Fund</u> <u>Number</u>	<u>Appropriation Line Item</u>		<u>Revenues</u>		<u>Expenditures</u>
101	General	\$	36,559,302	\$	41,853,579
202	Major Streets	\$	5,848,359	\$	6,789,748
203	Local Streets	\$	1,902,161	\$	4,332,209
208	Youth Recreation Millage	\$	1,165,575	\$	1,306,614
209	Cemetery Care Fund	\$	687,491	\$	687,491
212	Senior Activities Millage	\$	366,592	\$	534,542
226	Sanitation Fund	\$	4,354,210	\$	4,354,210
231	Cable Fund	\$	157,000	\$	255,771
239	TIFA District 2	\$	376,338	\$	653,343
240	TIFA District 3	\$	1,965,063	\$	2,328,138
243	Brownfield Redeveloping Auth	\$	4,150	\$	5,150
249	Building Department	\$	2,820,830	\$	2,842,328
252	CDBG FY2012 Fund	\$	-	\$	30,335
263	Home Buyers Assistance Fund	\$	-	\$	3,638
265	Drug Enforcement	\$	40,900	\$	58,033
276	District Court	\$	3,748,709	\$	3,748,709
277	MIDC Fund	\$	736,491	\$	736,491
280	Public Act 48	\$	-	\$	7,750
445	Capital Improvement	\$	1,002,637	\$	2,854,333
585	Parking	\$	17,155,362	\$	17,995,404
659	Insurance	\$	7,131,223	\$	7,601,136
677	Self-Insurance Wk Comp	\$	373,919	\$	658,919

Budget Ordinance (Continued)

General Fund - 101		
ESTIMATED REVENUES		
Property Taxes		8,478,935
Income Taxes		13,541,775
Licenses and Permits		178,900
Federal Grants		20,000
State Grants		10,630,785
Charges for Services		1,048,900
Fines and Forfeits		8,000
Interest and Rents		751,800
Other Revenue		1,837,482
Transfers In and Other Uses		62,725
TOTAL ESTIMATED REVENUES		36,559,302
APPROPRIATIONS		
General Government		6,547,791
Public Safety		21,821,812
Public Works		2,629,021
Community and Economic Development		1,971,747
Recreation and Culture		3,704,861
Other Functions		2,258,844
Transfers Out and Other Uses		2,919,503
TOTAL APPROPRIATIONS		41,853,579
General Fund		
NET OF REVENUES/APPROPRIATIONS		(5,294,277)
Estimated Beginning Fund Balance		20,924,754
Estimated Ending Fund Balance		15,630,477

Budget Ordinance (Continued)

<u>Major Street Fund - 202</u>	
ESTIMATED REVENUES	
State Grants	5,822,659
Interest and Rents	25,700
TOTAL ESTIMATED REVENUES	5,848,359
APPROPRIATIONS	
Public Works	6,789,748
TOTAL APPROPRIATIONS	6,789,748
Major Street Fund	
NET OF REVENUES/APPROPRIATIONS	(941,389)
Estimated Beginning Fund Balance	2,226,552
Estimated Ending Fund Balance	1,285,163

<u>Local Street Fund - 203</u>	
ESTIMATED REVENUES	
State Grants	1,874,220
Interest and Rents	27,941
TOTAL ESTIMATED REVENUES	1,902,161
APPROPRIATIONS	
Public Works	4,332,209
TOTAL APPROPRIATIONS	4,332,209
Local Street Fund	
NET OF REVENUES/APPROPRIATIONS	(2,430,048)
Estimated Beginning Fund Balance	3,136,483
Estimated Ending Fund Balance	706,435

Budget Ordinance (Continued)

<u>Youth Recreation Millage Fund - 208</u>	
ESTIMATED REVENUES	
Property Taxes	992,024
State Grants	23,551
Other Revenue	150,000
TOTAL ESTIMATED REVENUES	1,165,575
APPROPRIATIONS	
Recreation and Culture	1,306,614
TOTAL APPROPRIATIONS	1,306,614
<u>Recreation Millage Fund</u>	
NET OF REVENUES/APPROPRIATIONS	(141,039)
Estimated Beginning Fund Balance	279,001
Estimated Ending Fund Balance	137,962

<u>Cemetery Care Fund - 209</u>	
ESTIMATED REVENUES	
Transfers In and Other Uses	687,491
TOTAL ESTIMATED REVENUES	687,491
APPROPRIATIONS	
General Government	687,491
TOTAL APPROPRIATIONS	687,491
<u>Cemetery Care Fund</u>	
NET OF REVENUES/APPROPRIATIONS	-
Estimated Beginning Fund Balance	(6,024)
Estimated Ending Fund Balance	(6,024)

<u>Senior Activities - 212</u>	
ESTIMATED REVENUES	
Property Taxes	328,456
State Grants	16,670
Interest and Rents	21,466
TOTAL ESTIMATED REVENUES	366,592
APPROPRIATIONS	
Recreation and Culture	534,542
TOTAL APPROPRIATIONS	534,542
<u>Senior Activities</u>	
NET OF REVENUES/APPROPRIATIONS	(167,950)
Estimated Beginning Fund Balance	970,049
Estimated Ending Fund Balance	802,099

Budget Ordinance (Continued)

Sanitation Fund - 226

ESTIMATED REVENUES

Property Taxes	1,830,088
State Grants	93,961
Charges for Services	2,389,361
Interest and Rents	40,800

TOTAL ESTIMATED REVENUES 4,354,210

APPROPRIATIONS

Public Works	4,354,210
--------------	-----------

TOTAL APPROPRIATIONS 4,354,210

Sanitation Fund

NET OF REVENUES/APPROPRIATIONS -

Estimated Beginning Fund Balance 7,173,026

Estimated Ending Fund Balance 7,173,026

Cable Revenue - 231

ESTIMATED REVENUES

Charges for Services	149,000
Interest and Rents	8,000

TOTAL ESTIMATED REVENUES 157,000

APPROPRIATIONS

General Government	255,771
--------------------	---------

TOTAL APPROPRIATIONS 255,771

Cable Revenue

NET OF REVENUES/APPROPRIATIONS (98,771)

Estimated Beginning Fund Balance 1,107,283

Estimated Ending Fund Balance 1,008,512

Tax Increment Finance Authority District 2 - 239

ESTIMATED REVENUES

Property Taxes	31,733
State Grants	17,600
Charges for Services	50,000
Contribution from Primary Government	277,005

TOTAL ESTIMATED REVENUES 376,338

APPROPRIATIONS

Debt Service & Financial Guarantee	653,343
------------------------------------	---------

TOTAL APPROPRIATIONS 653,343

Tax Increment Finance Authority District 2

NET OF REVENUES/APPROPRIATIONS (277,005)

Estimated Beginning Fund Balance (2,940,516)

Estimated Ending Fund Balance (3,217,521)

Budget Ordinance (Continued)

<u>Tax Increment Finance Authority District 3 - 240</u>	
ESTIMATED REVENUES	
Property Taxes	1,382,989
State Grants	218,999
Contribution from Primary Government	363,075
TOTAL ESTIMATED REVENUES	1,965,063
APPROPRIATIONS	
Debt Service & Financial Guarantee	2,328,138
TOTAL APPROPRIATIONS	2,328,138
Tax Increment Finance Authority District 3	
NET OF REVENUES/APPROPRIATIONS	(363,075)
Estimated Beginning Fund Balance	(2,118,462)
Estimated Ending Fund Balance	(2,481,537)

<u>Brownfield Redevelopment Authority - 243</u>	
ESTIMATED REVENUES	
Property Taxes	4,150
TOTAL ESTIMATED REVENUES	4,150
APPROPRIATIONS	
Community and Economic Development	5,150
TOTAL APPROPRIATIONS	5,150
Brownfield Redevelopment Authority	
NET OF REVENUES/APPROPRIATIONS	(1,000)
Estimated Beginning Fund Balance	231,246
Estimated Ending Fund Balance	230,246

<u>Building Department Fund - 249</u>	
ESTIMATED REVENUES	
Licenses and Permits	2,545,107
Charges for Services	273,223
Interest and Rents	2,500
TOTAL ESTIMATED REVENUES	2,820,830
APPROPRIATIONS	
Public Safety	2,842,328
TOTAL APPROPRIATIONS	2,842,328
Building Department Fund	
NET OF REVENUES/APPROPRIATIONS	(21,498)
Estimated Beginning Fund Balance	2,064,845
Estimated Ending Fund Balance	2,043,347

Budget Ordinance (Continued)

<u>CDBG FY2012 Fund - 252</u>	
ESTIMATED REVENUES	-
TOTAL ESTIMATED REVENUES	-
APPROPRIATIONS	
Transfers Out	30,335
TOTAL APPROPRIATIONS	30,335
CDBG FY2012 Fund	
NET OF REVENUES/APPROPRIATIONS	(30,335)
Estimated Beginning Fund Balance	30,335
Estimated Ending Fund Balance	-

<u>Home Buyers Assistance Fund - 263</u>	
ESTIMATED REVENUES	-
TOTAL ESTIMATED REVENUES	-
APPROPRIATIONS	
Transfers Out	3,638
TOTAL APPROPRIATIONS	3,638
Home Buyers Assistance Fund	
NET OF REVENUES/APPROPRIATIONS	(3,638)
Estimated Beginning Fund Balance	3,638
Estimated Ending Fund Balance	-

<u>Drug Enforcement Fund - 265</u>	
ESTIMATED REVENUES	
Fines and Forfeits	40,000
Interest and Rents	900
TOTAL ESTIMATED REVENUES	40,900
APPROPRIATIONS	
Public Safety	58,033
TOTAL APPROPRIATIONS	58,033
Drug Enforcement Fund	
NET OF REVENUES/APPROPRIATIONS	(17,133)
Estimated Beginning Fund Balance	210,406
Estimated Ending Fund Balance	193,273

Budget Ordinance (Continued)

District Court - 276

ESTIMATED REVENUES

Charges for Services	742,800
State Grants	182,900
Fines and Forfeits	971,000
Interest and Rents	1,800
Transfers In and Other Uses	1,850,209
TOTAL ESTIMATED REVENUES	3,748,709

APPROPRIATIONS

General Government	3,689,472
Transfers Out and Other Uses	59,237
TOTAL APPROPRIATIONS	3,748,709

District Court

NET OF REVENUES/APPROPRIATIONS	-
Estimated Beginning Fund Balance	1,487
Estimated Ending Fund Balance	1,487

MIDC Fund - 277

ESTIMATED REVENUES

State Grants	698,254
Transfers In and Other Uses	38,237
TOTAL ESTIMATED REVENUES	736,491

APPROPRIATIONS

General Government	736,491
TOTAL APPROPRIATIONS	736,491

MIDC Fund

NET OF REVENUES/APPROPRIATIONS	-
Estimated Beginning Fund Balance	-
Estimated Ending Fund Balance	-

PA 48 - Telecommunications Fund - 280

ESTIMATED REVENUES

State Grants	-
TOTAL ESTIMATED REVENUES	-

APPROPRIATIONS

Transfers Out and Other Uses	7,750
TOTAL APPROPRIATIONS	7,750

PA 48 - Telecommunications Fund

NET OF REVENUES/APPROPRIATIONS	(7,750)
Estimated Beginning Fund Balance	7,750
Estimated Ending Fund Balance	-

Budget Ordinance (Continued)

Capital Improvement Fund - 445	
ESTIMATED REVENUES	
Property Taxes	930,657
State Grants	46,980
Interest and Rents	25,000
TOTAL ESTIMATED REVENUES	1,002,637
APPROPRIATIONS	
General Government	1,622,452
Public Safety	519,881
Public Works	712,000
TOTAL APPROPRIATIONS	2,854,333
Capital Improvement Fund	
NET OF REVENUES/APPROPRIATIONS	(1,851,696)
Estimated Beginning Fund Balance	2,395,482
Estimated Ending Fund Balance	543,786

Parking Fund - 585	
ESTIMATED REVENUES	
Property Taxes	(500)
State Grants	163,020
Interest and Rents	26,000
Other Financing Sources	16,585,039
Transfers In and Other Uses	381,803
TOTAL ESTIMATED REVENUES	17,155,362
APPROPRIATIONS	
Public Works	197,726
Recreation and Culture	1,212,639
Capital Outlay	16,585,039
TOTAL APPROPRIATIONS	17,995,404
Parking Fund	
NET OF REVENUES/APPROPRIATIONS	(840,042)
Estimated Beginning Net Position	12,630,488
Estimated Ending Net Position	11,790,446

Budget Ordinance (Continued)

Insurance Fund - 659	
ESTIMATED REVENUES	
Charges for Services	6,394,809
Other Revenue	736,414
TOTAL ESTIMATED REVENUES	7,131,223
APPROPRIATIONS	
Other Functions	7,601,136
TOTAL APPROPRIATIONS	7,601,136
Insurance Fund	
NET OF REVENUES/APPROPRIATIONS	(469,913)
Estimated Beginning Fund Balance	2,157,833
Estimated Ending Fund Balance	1,687,920

Workers' Compensation Fund - 677	
ESTIMATED REVENUES	
Charges for Services	358,919
Interest and Rents	15,000
TOTAL ESTIMATED REVENUES	373,919
APPROPRIATIONS	
Other Functions	658,919
TOTAL APPROPRIATIONS	658,919
Workers' Compensation Fund	
NET OF REVENUES/APPROPRIATIONS	(285,000)
Estimated Beginning Fund Balance	924,936
Estimated Ending Fund Balance	639,936

Glossary of Budget and Finance Terms

The annual budget contains specialized and technical terminology that is unique to public finance and budgeting. To assist the reader of the annual budget document in understanding these terms, this budget glossary has been included in the document.

Abate: To suppress or end a nuisance (such as weed abatement).

Accrual Basis of Accounting: A method of accounting that recognizes the financial effect of transactions, events, and interfund activities when they occur, regardless of the timing of related cash flows.

ACT 51: The common reference to the State Gas & Weight Tax Act. "Act 51 Revenues" then generally means those revenues distributed to Cities and other local governments from the State's Gas & Weight related taxes/fees.

Activity Budget(s): Cost centers or specific and commonly recognized service functions within a fund or department to which specific expenses are to be allocated.

Ad Valorem: Imposed at a rate percent of the value as stated.

Annual Appropriation Ordinance: The final City operating budget as approved by the City Council. It reflects the City's operating budget at the beginning of the fiscal year on July 1st.

Appropriation: An expenditure authorization made by the City Council, which permits charges against specified funding sources. Appropriations are usually made for fixed amounts and are typically approved for the entire fiscal year unless otherwise amended by the City Council.

Approved/ Adopted Budget: The City's budget and expenditure authority as adopted by the City Council in a vote conducted after a City Charter-required public hearing to collect public input on the Proposed Budget.

Assessed Valuation: The estimated value placed upon real and personal property by the City Assessor. Assessed value is required to be at 50% of true cash value.

Assets: Property owned by the City, which has monetary value.

Audit: A systematic examination of resource utilization concluding in a written report. It is a test of management's internal controls and is intended to: Ascertain whether financial statements fairly present financial positions and results of operations; test whether transactions have been legally performed; identify areas for possible improvements in accounting practices and procedures; ascertain whether transactions have been recorded accurately and consistently; ascertain the stewardship of officials responsible for governmental resources.

Balanced Budget: The budgeted revenues (including available unreserved Fund Balance) are equal or more than the budgeted expenditures.

Base Budget: The budget predicated on maintaining the existing level of service.

Bond (Debt Instrument): A written promise to pay (debt) a specified sum of money (called principal or face value) at a specified future date (called the maturity date) along with periodic interest paid at a specified percentage of the principal (interest rate). Bonds are typically used for long-term debt to pay for specific capital improvements.

Glossary of Budget and Finance Terms (Continued)

Brownfield Redevelopment Authority: A Brownfield Redevelopment Authority is created by a municipality with the intent to capture property tax revenues on specific parcels for the sole purpose of reimbursing developers for costs incurred for redeveloping brownfields in the City. These funds are supervised by the Brownfield Redevelopment Authority, which is considered a component unit of the City in the City's financial statements. Applicable legislation: Public Act 381 of 1996.

Budget Amendment: Adjustments made to the budget or approved expenditure authority during the fiscal year by the City Council to properly account for unanticipated changes, which occur either in revenues or expenditures or for programs or policy objectives initially approved for the fiscal year. The State Budgeting Law requires amendments within each activity level budget, where needed to maintain expenditures.

Budget (Operating): A plan of financial operations embodying an estimate of proposed expenditures for a given period (typically a fiscal year) and the proposed means of financing them (revenue estimates). The term is also sometimes used to denote the officially approved expenditure ceiling under which the City and its departments operate.

Budget Calendar: The schedule of key dates or milestones that the City follows in the preparation and adoption of the budget.

Budget Ordinance: An ordinance adopting and approving a budget for the fiscal year beginning July 1st.

Budgetary Control: The level at which expenditures cannot legally exceed the appropriated amounts.

Budgeted Funds: Funds that are planned for certain uses. The budget document that is submitted for Council approval is composed of budgeted funds.

Budget Message (Mayor's): Initially, a general discussion of the proposed budget document presented in writing as a supplement to the budget document. The budget message explains principle budget issues against the background of financial experience in recent years and presents recommendations made by the Mayor.

Capital Expenditures: The expenditures for the acquisition of capital assets; whether major assets with long-term useful life spans or shorter-term operational capital needs such as office equipment, small tools & machinery. The expenditures are financed by either capital debt or cash-pay-as-you-go.

Cash Management: The management of cash necessary to pay for government services while investing temporarily idle cash in order to earn interest. Cash management refers to the activities of forecasting the inflows and outflows of cash, mobilizing cash to improve its availability for investment, establishing and maintaining banking relationships, and investing funds safely in order to achieve the highest interest on temporary cash balances.

Census: The official process of counting the number of people in a country, city, or town and collecting demographic information.

CIP: Abbreviation for Capital Improvement Program.

Contingency: An estimated amount of funds needed for deficiency or emergency purposes. An annual appropriation to cover short falls in revenue and/or underestimation of expenditures. Under Michigan law, to be used contingencies must be moved to a more distinctive appropriation by a budget amendment.

04/30/2020

BUDGET REPORT FOR CITY OF PONTIAC
Calculations as of 06/30/2020

GL NUMBER	DESCRIPTION	2019-20 ACTIVITY THRU 06/30/20	2019-20 PROJECTED ACTIVITY	2020-21 MAYOR REC. BUDGET	2021-22 MAYOR REC. BUDGET	2022-23 MAYOR REC. BUDGET	2023-24 MAYOR REC. BUDGET	2024-25 MAYOR REC. BUDGET
CHARGES FOR SERVICES								
101-000-464.001	Comcast Franchise Fees	214,289	430,069	425,300	433,806	442,482	451,332	460,358
101-000-464.002	AT&T Franchise Fees	70,372	94,883	95,000	96,900	98,838	100,815	102,831
101-000-609.004	NSF FEES	902	1,566	1,000	1,020	1,040	1,061	1,082
101-000-610.270	FEES FOR GARNISHMENTS	140	105	100	102	104	106	108
101-000-612.000	Zoning Board Of Appeal	6,600	13,000	13,100	13,362	13,629	13,902	14,180
101-000-613.000	HISTORIC DISTRICT COMMISSION	5,700	7,000	7,000	7,140	7,283	7,428	7,577
101-000-614.005	PLANNING REVIEW FEES	12,700	20,000	20,600	21,012	21,432	21,861	22,298
101-000-615.000	Engineering Inspection	183,248	150,000	116,400	118,728	121,103	123,525	125,995
101-000-617.001	Site Plan Review	46,218	47,000	51,100	52,122	53,164	54,228	55,312
101-000-617.003	Special Exception Permit	16,825	17,000	16,000	16,320	16,646	16,979	17,319
101-000-617.004	Zoning Application	26,535	30,000	27,100	27,642	28,195	28,759	29,334
101-000-617.005	Vacation/Dedication	1,500	1,500	1,500	1,530	1,561	1,592	1,624
101-000-617.006	LAND DIVISION PLAT/LOT SPLIT COMBO FEES	8,750	11,000	10,000	10,200	10,404	10,612	10,824
101-000-617.751	PARK RENTAL PERMIT	835	2,300	2,800	2,856	2,913	2,971	3,031
101-000-626.300	FALSE SECURITY ALARM CHARGES	150	200	200	204	208	212	216
101-000-626.371	CHARGES FOR SERVICES - BUILDING		800	800	816	832	849	866
101-000-632.371	NUISANCE ABATEMENT - CITY	48,731	50,000	50,000	51,000	52,020	53,060	54,122
101-000-632.372	NUISANCE ABATEMENT-COURT ORDERED		20,000	12,500	12,750	13,005	13,265	13,530
101-000-636.041	Reimb.-Oakland County Sheriff OT	167,065	229,714	180,000	183,600	187,272	191,017	194,838
101-000-636.215	NOTARY SERVICES	195	500	600	612	624	637	649
101-000-636.266	FOIA RESPONSES	797	850	600	612	624	637	649
101-000-636.751	MISCELLANEOUS SERVICES - PARKS	1,245	2,000	2,200	2,244	2,289	2,335	2,381
101-000-641.020	Chemical Breath Test Fees	10,510	13,000	14,500	14,790	15,086	15,388	15,695
101-000-642.000	Charges for Services - Sales	12	100	100	102	104	106	108
101-000-643.253	DUPLICATE TAX BILLS	351	400	400	408	416	424	433
NET OF REVENUES/APPROPRIATIONS - CHARGES FOR SERVICES		823,670	1,142,987	1,048,900	1,069,878	1,091,274	1,113,101	1,135,360
FEDERAL GRANTS								
101-000-532.000	Federal grants others	1,687	20,000	20,000	20,000	20,000	20,000	20,000
NET OF REVENUES/APPROPRIATIONS - FEDERAL GRANTS		1,687	20,000	20,000	20,000	20,000	20,000	20,000
STATE GRANTS								
101-000-539.000	State grants		225,000	220,000				
101-000-542.000	ATPA STATE GRANT	21,498	65,000	75,000	76,875	78,797	80,767	82,786
101-000-573.000	LOCAL COMMUNITY STABILIZATION SHARE TAX	177,001	260,016	260,016				
101-000-574.000	STATE SHARED REVENUE	5,267,983	10,071,214	10,031,269	10,282,051	10,539,102	10,802,580	11,072,644
101-000-578.000	State liquor licenses	43,464	43,500	44,500	45,390	46,986	48,395	
NET OF REVENUES/APPROPRIATIONS - STATE GRANTS		5,509,946	10,664,730	10,630,785	10,404,316	10,664,885	10,931,742	11,155,430

04/30/2020

BUDGET REPORT FOR CITY OF PONTIAC
Calculations as of 06/30/2020

GL NUMBER	DESCRIPTION	2019-20 ACTIVITY THRU 06/30/20	2019-20 PROJECTED ACTIVITY	2020-21 MAYOR REC. BUDGET	2021-22 MAYOR REC. BUDGET	2022-23 MAYOR REC. BUDGET	2023-24 MAYOR REC. BUDGET	2024-25 MAYOR REC. BUDGET
OTHER REVENUE								
101-000-636.674	TRANSPORTATION SERVICES		150,000	150,000	151,500	153,015	154,545	156,091
101-000-636.752	MUNICIPAL SERVICE AGREEMENTS	38,750	68,000	68,690	69,377	70,071	70,771	71,479
101-000-637.300	MISCELLANEOUS REVENUE - SHERIFF	762	800	700	707	714	721	728
101-000-640.005	DPW SUPPORT SERVICE - FROM OTHER FUNDS	223,490	306,304	294,712	303,552	312,659	322,040	331,700
101-000-640.022	101 Admin Reimb-From Other Funds	874,698	1,166,264	1,164,680	1,199,621	1,235,608	1,272,677	1,310,858
101-000-651.003	CITY EVENTS - DREAM CRUISE	32,783	33,000	29,700	29,997	30,297	30,600	30,906
101-000-651.006	CITY EVENTS	3,600	3,600					
101-000-671.000	MISCELLANEOUS REVENUE	(3,040)	(3,890)					
101-000-671.253	MISCELLANEOUS REVENUE - TREASURER	4,839	5,000	5,000	5,050	5,101	5,152	5,203
101-000-673.001	Sale of Property	35,363	35,363					
101-000-675.000	Contribution From Private Source	63,500	63,500					
101-000-686.000	REIMBURSEMENTS	362	362					
101-000-686.020	REIMB - PONTIAC SCHOOLS POLICE LIAISON	93,000	124,000	124,000	125,240	126,492	127,757	129,035
101-000-686.200	REIMB. - PARKS UTILITIES	1,654	1,654					
101-000-686.690	REIMBURSEMENTS - DEMOLITION	3,650	3,650					
101-000-694.009	Event Over and Short	340	340					
NET OF REVENUES/APPROPRIATIONS - OTHER REVENUE		1,373,751	1,957,947	1,837,482	1,885,044	1,933,957	1,984,263	2,036,000
INTEREST AND RENTS								
101-000-665.001	Investments Income	469,060	400,000	400,000	402,000	404,010	406,030	408,060
101-000-665.100	UNREALIZED MARKET ADJUSTMENTS	16,967	25,451					
101-000-669.014	Land Lease	28,622	34,272	35,300	35,477	35,654	35,832	36,011
101-000-670.005	City Owned Equipment Rental	424,186	392,571	316,500	318,083	319,673	321,271	322,878
NET OF REVENUES/APPROPRIATIONS - INTEREST AND RENTS		938,835	852,294	751,800	755,560	759,337	763,133	766,949
FINES AND FORFEITS								
101-000-668.000	PDBA PARKING VIOLATION REVENUE	6,000	8,000	8,000	8,080	8,161	8,242	8,325
NET OF REVENUES/APPROPRIATIONS - FINES AND FORFEITS		6,000	8,000	8,000	8,080	8,161	8,242	8,325
NET OF REVENUES/APPROPRIATIONS - 000 -		28,878,211	37,454,370	36,496,577	39,320,937	39,960,878	40,540,259	41,103,168
NET OF REVENUES/APPROPRIATIONS - Unclassified		28,878,211	37,454,370	36,496,577	39,320,937	39,960,878	40,540,259	41,103,168

04/30/2020

BUDGET REPORT FOR CITY OF PONTIAC
Calculations as of 06/30/2020

GL NUMBER	DESCRIPTION	2019-20 ACTIVITY THRU 06/30/20	2019-20 PROJECTED ACTIVITY	2020-21 MAYOR REC. BUDGET	2021-22 MAYOR REC. BUDGET	2022-23 MAYOR REC. BUDGET	2023-24 MAYOR REC. BUDGET	2024-25 MAYOR REC. BUDGET
Function: GENERAL GOVERNMENT								
Dept 101 - City Council								
PERSONNEL SERVICES								
101-101-702.000	Salaries & Wages	137,053	228,298	210,500	216,815	223,319	230,019	236,920
101-101-715.000	F.I.C.A. - City Contribution	10,463	17,365	16,103	16,586	17,084	17,596	18,124
101-101-716.000	MEDICAL INSURANCE	3,535	5,479	6,819	7,023	7,234	7,451	7,675
101-101-717.000	Life Insurance	364	639	1,373	1,414	1,456	1,500	1,545
101-101-718.500	MERS EMPLOYER CONTRIBUTIONS	1,242	1,925	1,900	1,957	2,016	2,076	2,138
101-101-719.000	Workers Compensation Insurance	359	591	513	529	545	561	578
101-101-719.001	Dental Insurance	70	706	411	424	436	450	463
NET OF REVENUES/APPROPRIATIONS - PERSONNEL SERVICES		(153,086)	(255,003)	(237,619)	(244,748)	(252,090)	(259,653)	(267,443)
SUPPLIES								
101-101-727.000	Office Supplies	1,792	2,448	2,500	2,563	2,627	2,692	2,760
101-101-728.000	Postage	2	62	1,000	1,025	1,051	1,077	1,104
101-101-730.000	Publications & Maps		1,000	1,000	1,025	1,051	1,077	1,104
101-101-731.003	COMPUTER EQUIPMENT	868	1,500	2,500	2,563	2,627	2,692	2,760
NET OF REVENUES/APPROPRIATIONS - SUPPLIES		(2,662)	(5,010)	(7,000)	(7,176)	(7,356)	(7,538)	(7,728)
OTHER SERVICES AND CHARGES								
101-101-804.000	Legal Services	1,416	80,000	15,000	15,375	15,759	16,153	16,557
101-101-804.018	Legal Services-Glarmarco Mullins	42,310	51,970	52,000	53,300	54,633	55,998	57,398
101-101-805.001	Audit Compliance Fee	35,000	53,200	53,800	54,400	54,944	55,493	56,048
101-101-807.000	Services - Membership Dues	19,895	19,895	21,500	22,038	22,588	23,153	23,732
101-101-808.101	DISTRICT PROJECTS	1,500	1,500	49,000	50,225	51,481	52,768	54,087
101-101-809.001	COVID 19 EXPENDITURES			15,000				
101-101-818.000	Other Professional Services	1,753	5,493	20,000	20,500	21,013	21,538	22,076
101-101-851.000	SERVICES - COMMUNICATIONS-TELEPHONE	1,183	1,492	1,560	1,599	1,639	1,680	1,722
101-101-852.010	SERVICES - CABLE TV/INTERNET	4,623	6,190	6,560	6,724	6,892	7,064	7,241
101-101-861.000	Travel Expenses		15,000	2,500	2,563	2,627	2,692	2,760
101-101-901.000	Printing and Bindery Service		100	1,200	1,230	1,261	1,292	1,325
101-101-914.000	Insurance Property Coverage	31,893	44,144	49,055	50,281	51,538	52,827	54,148
101-101-931.001	Services - Building Maintenance		2,500	2,500	2,563	2,627	2,692	2,760
101-101-942.000	Services - Equipment Rentl Non-City	19	120	120	123	126	129	132
101-101-942.002	COPIER SUPPLIES	147	200	200	205	210	215	221
101-101-957.002	Training Expense	539	2,000	2,000	2,050	2,101	2,154	2,208
101-101-959.000	Miscellaneous Expenses	1,467	20,000	10,000	10,250	10,506	10,769	11,038
NET OF REVENUES/APPROPRIATIONS - OTHER SERVICES AND CHARGES		(141,745)	(303,804)	(301,995)	(293,426)	(299,945)	(306,617)	(313,453)
NET OF REVENUES/APPROPRIATIONS - 101 - City Council		(297,493)	(563,817)	(546,614)	(545,350)	(559,391)	(573,808)	(588,624)

04/30/2020

BUDGET REPORT FOR CITY OF PONTIAC
Calculations as of 06/30/2020

GL NUMBER	DESCRIPTION	2019-20 ACTIVITY THRU 06/30/20	2019-20 PROJECTED ACTIVITY	2020-21 MAYOR REC. BUDGET	2021-22 MAYOR REC. BUDGET	2022-23 MAYOR REC. BUDGET	2023-24 MAYOR REC. BUDGET	2024-25 MAYOR REC. BUDGET
Dept 171 - Mayor								
PERSONNEL SERVICES								
101-171-702.000	Salaries & Wages	245,192	379,438	364,310	375,239	386,496	398,091	410,034
101-171-702.004	Overtime Wages	3,477	3,601	872	899	925	953	982
101-171-707.003	CELL PHONE STIPEND	400	600	600	618	637	656	675
101-171-715.000	F.I.C.A. - City Contribution	19,577	30,302	28,938	29,806	30,700	31,621	32,570
101-171-716.000	MEDICAL INSURANCE	8,169	12,666	21,079	21,712	22,363	23,034	23,725
101-171-717.000	Life Insurance	1,260	2,077	5,110	5,263	5,421	5,584	5,752
101-171-718.500	MERS EMPLOYER CONTRIBUTIONS	3,897	6,027	6,455	6,649	6,848	7,054	7,266
101-171-719.000	Workers Compensation Insurance	696	1,146	765	788	812	836	861
101-171-719.001	Dental Insurance	703	3,885	2,401	2,473	2,547	2,624	2,702
101-171-721.010	Health Care Walver	8,465	13,106	13,366	13,767	14,180	14,606	15,044
101-171-819.000	Contractual Temp/PT Labor	25,424	33,899	15,000	15,450	15,914	16,391	16,883
NET OF REVENUES/APPROPRIATIONS - PERSONNEL SERVICES		(317,260)	(486,747)	(458,896)	(472,664)	(486,843)	(501,450)	(516,494)
SUPPLIES								
101-171-727.000	Office Supplies	16,034	20,360	20,000	20,500	21,013	21,538	22,076
101-171-728.000	Postage	1,869	4,635	4,600	4,715	4,833	4,954	5,078
101-171-730.000	Publications & Maps	79	340	100	103	105	108	110
101-171-731.001	COMPUTER SUPPLIES		3,180	3,180	3,260	3,341	3,425	3,510
101-171-731.003	COMPUTER EQUIPMENT	965	2,645	2,000	2,050	2,101	2,154	2,208
101-171-740.000	Operating Supplies	1,265	1,450	1,600	1,640	1,681	1,723	1,765
NET OF REVENUES/APPROPRIATIONS - SUPPLIES		(20,212)	(32,610)	(31,480)	(32,268)	(33,074)	(33,902)	(34,748)
OTHER SERVICES AND CHARGES								
101-171-807.000	Services - Membership Dues	7,569	18,840	25,627	26,268	26,924	27,597	28,287
101-171-808.171	OU INITIATIVE	1,085	30,000	25,000	25,625	26,266	26,922	27,595
101-171-818.000	Other Professional Services	1,601	18,692	10,000	10,250	10,506	10,769	11,038
101-171-851.000	SERVICES - COMMUNICATIONS-TELEPHONE	4,145	4,546	2,908	2,981	3,055	3,132	3,210
101-171-852.010	SERVICES - CABLE TV/INTERNET	2,383	3,392	4,150	4,254	4,360	4,469	4,581
101-171-861.000	Travel Expenses	10,542	14,056	8,000	8,200	8,405	8,615	8,831
101-171-901.000	Printing and Bindery Service	1,587	16,483	5,000	5,125	5,253	5,384	5,519
101-171-914.000	Insurance Property Coverage	14,867	20,238	27,253	27,934	28,633	29,349	30,082
101-171-942.000	Services - Equipment Rent Non-City	139	250	250	256	263	269	276
101-171-942.002	COPIER SUPPLIES	1,089	1,452	2,000	2,050	2,101	2,154	2,208
101-171-957.002	Training Expense	3,320	5,000	5,000	5,125	5,253	5,384	5,519
101-171-957.003	Employee Meals - Commission Food	207	500	500	513	525	538	552
NET OF REVENUES/APPROPRIATIONS - OTHER SERVICES AND CHARGES		(48,534)	(133,449)	(115,688)	(118,581)	(121,544)	(124,582)	(127,696)
NET OF REVENUES/APPROPRIATIONS - 171 - Mayor		(386,006)	(652,806)	(606,064)	(623,513)	(641,461)	(659,934)	(678,940)

04/30/2020

BUDGET REPORT FOR CITY OF PONTIAC
Calculations as of 06/30/2020

GL NUMBER	DESCRIPTION	2019-20 ACTIVITY THRU 06/30/20	2019-20 PROJECTED ACTIVITY	2020-21 MAYOR REC. BUDGET	2021-22 MAYOR REC. BUDGET	2022-23 MAYOR REC. BUDGET	2023-24 MAYOR REC. BUDGET	2024-25 MAYOR REC. BUDGET
Dept 191 - Elections								
PERSONNEL SERVICES								
101-191-702.000	Salaries & Wages	6,950	11,870	66,047	68,028	70,069	72,171	74,337
101-191-702.020	SALARIES & WAGES (NON FICA)	50	12,010	65,260	67,218	69,234	71,311	73,451
101-191-702.100	MAINTENANCE WAGES	215	1,596	1,972	2,032	2,093	2,155	2,220
101-191-702.104	MAINTENANCE - OVERTIME	720	3,198	1,080	1,112	1,146	1,180	1,215
101-191-705.002	PART-TIME WAGES	2,951	2,184	5,853	6,132	6,316	6,505	6,700
101-191-715.000	F.I.C.A. - City Contribution	912	6,881	5,252	5,409	5,572	5,739	5,911
101-191-716.000	MEDICAL INSURANCE	119	144	18,795	19,359	19,939	20,537	21,154
101-191-717.000	Life Insurance	10	20	831	856	882	908	935
101-191-718.500	MERS EMPLOYER CONTRIBUTIONS	24	24	4,315	4,445	4,578	4,716	4,857
101-191-719.000	Workers Compensation Insurance	147	242	527	543	559	576	593
101-191-719.001	Dental Insurance	3	416	901	928	956	985	1,014
101-191-721.010	Health Care Walver		7,293					
NET OF REVENUES/APPROPRIATIONS - PERSONNEL SERVICES		(12,101)	(45,878)	(170,933)	(176,062)	(181,344)	(186,783)	(192,387)
SUPPLIES								
101-191-727.000	Office Supplies	984	1,389	2,650	2,716	2,784	2,854	2,925
101-191-728.000	Postage	6,359	9,055	40,000	41,000	42,025	43,076	44,153
101-191-729.001	Printed Forms	2,470	4,905	9,000	9,225	9,456	9,692	9,934
101-191-731.003	COMPUTER EQUIPMENT	12,275	12,275					
101-191-740.000	Operating Supplies		5,150	9,500	9,738	9,981	10,230	10,486
NET OF REVENUES/APPROPRIATIONS - SUPPLIES		(22,088)	(32,774)	(61,150)	(62,679)	(64,246)	(65,852)	(67,498)
OTHER SERVICES AND CHARGES								
101-191-809.000	Services-Elections	10,900	18,630	15,000	15,375	15,759	16,153	16,557
101-191-809.001	COVID 19 EXPENDITURES			5,000				
101-191-818.000	Other Professional Services			10,000	10,250	10,506	10,769	11,038
101-191-851.000	SERVICES - COMMUNICATIONS-TELEPHONE	644	815	100	103	105	108	110
101-191-852.010	SERVICES - CABLE TV/INTERNET	344	478	190	195	200	205	210
101-191-861.000	Travel Expenses	840	1,030	1,000	1,025	1,051	1,077	1,104
101-191-882.000	Prof Services - Public Relations			2,500	2,563	2,627	2,692	2,760
101-191-901.000	Printing and Bindery Service			2,000	2,050	2,101	2,154	2,208
101-191-902.005	Public Notices	1,902	5,150	6,000	6,150	6,304	6,461	6,623
101-191-932.010	Services - Maintenance-All Other Eq		2,884					
101-191-942.000	Services - Equipment Rentl Non-City	305	824	824	845	866	887	910
101-191-957.002	Training Expense	587	5,150	5,000	5,125	5,253	5,384	5,519
101-191-957.003	Employee Meals - Commisison Food	527	824					
101-191-959.000	Miscellaneous Expenses			824	845	866	887	910
NET OF REVENUES/APPROPRIATIONS - OTHER SERVICES AND CHARGES		(16,049)	(35,785)	(48,438)	(44,526)	(45,638)	(46,777)	(47,949)
NET OF REVENUES/APPROPRIATIONS - 191 - Elections		(50,238)	(114,437)	(280,521)	(283,267)	(291,228)	(299,412)	(307,834)

04/30/2020

BUDGET REPORT FOR CITY OF PONTIAC
Calculations as of 06/30/2020

GL NUMBER	DESCRIPTION	2019-20 ACTIVITY THRU 06/30/20	2019-20 PROJECTED ACTIVITY	2020-21 MAYOR REC. BUDGET	2021-22 MAYOR REC. BUDGET	2022-23 MAYOR REC. BUDGET	2023-24 MAYOR REC. BUDGET	2024-25 MAYOR REC. BUDGET
Dept 201 - Accounting								
OTHER SERVICES AND CHARGES								
101-201-818.000	Other Professional Services	216,900	289,200	297,600	297,600	297,600	306,500	315,600
101-201-851.000	SERVICES - COMMUNICATIONS-TELEPHONE	368	466	390	400	410	420	430
101-201-852.010	SERVICES - CABLE TV/INTERNET	413	574	560	574	588	603	618
NET OF REVENUES/APPROPRIATIONS - OTHER SERVICES AND CHARGES		(217,681)	(290,240)	(298,550)	(298,574)	(298,598)	(307,523)	(316,648)
NET OF REVENUES/APPROPRIATIONS - 201 - Accounting		(217,681)	(290,240)	(298,550)	(298,574)	(298,598)	(307,523)	(316,648)
Dept 202 - Income Tax Administration								
PERSONNEL SERVICES								
101-202-702.000	Salaries & Wages	44,554	69,047	127,229	131,046	134,978	139,027	143,198
101-202-715.000	F.I.C.A. - City Contribution	3,628	5,604	10,183	10,488	10,803	11,127	11,460
101-202-716.000	MEDICAL INSURANCE			18,597	19,155	19,730	20,321	20,931
101-202-717.000	Life Insurance	267	467	1,774	1,828	1,882	1,939	1,997
101-202-718.500	MERS EMPLOYER CONTRIBUTIONS			3,850	3,966	4,084	4,207	4,333
101-202-719.000	Workers Compensation Insurance	132	217	365	376	387	399	411
101-202-719.001	Dental Insurance	161	867	1,410	1,452	1,495	1,540	1,586
101-202-721.010	Health Care Waiver	3,674	5,688	5,875	6,052	6,233	6,420	6,613
NET OF REVENUES/APPROPRIATIONS - PERSONNEL SERVICES		(52,416)	(81,890)	(169,283)	(174,363)	(179,592)	(184,980)	(190,529)
SUPPLIES								
101-202-727.000	Office Supplies	222	313	750	769	788	808	828
101-202-728.001	Postage - Large Mailing	12,119	18,171	30,000	30,750	31,519	32,307	33,114
101-202-731.003	COMPUTER EQUIPMENT		700	700	718	735	754	773
101-202-740.000	Operating Supplies		3,000	3,000	3,075	3,152	3,231	3,311
NET OF REVENUES/APPROPRIATIONS - SUPPLIES		(12,341)	(22,184)	(34,450)	(35,312)	(36,194)	(37,100)	(38,026)
OTHER SERVICES AND CHARGES								
101-202-807.000	Services - Membership Dues	600	2,000	1,500	1,538	1,576	1,615	1,656
101-202-818.061	Prof. Serv-Innovative Software Serv	156,822	237,592	290,000	290,000	290,000	290,000	290,000
101-202-818.601	PROF. SERV-INNOV SOFT - DELINQ COLLECTIO			10,000	10,250	10,506	10,769	11,038
101-202-851.000	SERVICES - COMMUNICATIONS-TELEPHONE	184	233	300	308	315	323	331
101-202-852.010	SERVICES - CABLE TV/INTERNET	138	191	380	390	399	409	419
101-202-861.000	Travel Expenses		400	400	410	420	431	442
101-202-901.000	Printing and Bindery Service	23,381	30,554	35,000	35,875	36,772	37,691	38,633
101-202-914.000	Insurance Property Coverage	3,725	5,059	10,901	11,174	11,453	11,739	12,033
101-202-957.002	Training Expense		3,000	1,500	1,538	1,576	1,615	1,656
NET OF REVENUES/APPROPRIATIONS - OTHER SERVICES AND CHARGES		(184,850)	(279,029)	(349,981)	(351,483)	(353,017)	(354,592)	(356,208)
CAPITAL OUTLAY								
101-202-977.005	Furniture & Fixtures		1,800	1,800				
NET OF REVENUES/APPROPRIATIONS - CAPITAL OUTLAY			(1,800)	(1,800)				
NET OF REVENUES/APPROPRIATIONS - 202 - Income Tax Administration		(249,607)	(384,903)	(555,514)	(561,158)	(568,803)	(576,672)	(584,763)

04/30/2020

BUDGET REPORT FOR CITY OF PONTIAC
Calculations as of 06/30/2020

GL NUMBER	DESCRIPTION	2019-20 ACTIVITY THRU 06/30/20	2019-20 PROJECTED ACTIVITY	2020-21 MAYOR REC. BUDGET	2021-22 MAYOR REC. BUDGET	2022-23 MAYOR REC. BUDGET	2023-24 MAYOR REC. BUDGET	2024-25 MAYOR REC. BUDGET
Dept 206 - Finance Administration								
PERSONNEL SERVICES								
101-206-702.000	Salaries & Wages	181,653	286,815	391,250	402,987	415,077	427,529	440,355
101-206-702.004	Overtime Wages	64	64					
101-206-707.003	CELL PHONE STIPEND		769					
101-206-715.000	F.I.C.A. - City Contribution	14,380	22,726	30,146	31,050	31,981	32,941	33,925
101-206-716.000	MEDICAL INSURANCE	8,342	12,934	50,822	52,346	53,917	55,534	57,200
101-206-717.000	Life Insurance	467	867	5,462	5,626	5,795	5,969	6,148
101-206-718.500	MERS EMPLOYER CONTRIBUTIONS	3,465	5,171	17,964	18,502	19,057	19,629	20,218
101-206-719.000	Workers Compensation Insurance	525	865	1,395	1,437	1,480	1,524	1,570
101-206-719.001	Dental Insurance	143	2,119	2,170	2,235	2,302	2,371	2,442
101-206-721.010	Health Care Waiver	6,273	10,156	2,809	2,894	2,981	3,070	3,162
NET OF REVENUES/APPROPRIATIONS - PERSONNEL SERVICES		(215,312)	(342,486)	(502,018)	(517,077)	(532,590)	(548,567)	(565,024)
SUPPLIES								
101-206-727.000	Office Supplies	3,278	4,502	4,500	4,613	4,728	4,846	4,967
101-206-728.000	Postage	1,205	1,600	1,500	1,538	1,576	1,615	1,656
101-206-731.001	COMPUTER SUPPLIES	752	752	800	820	841	862	883
101-206-731.003	COMPUTER EQUIPMENT		1,000	1,000	1,025	1,051	1,077	1,104
NET OF REVENUES/APPROPRIATIONS - SUPPLIES		(5,235)	(7,854)	(7,800)	(7,996)	(8,196)	(8,400)	(8,610)
OTHER SERVICES AND CHARGES								
101-206-807.000	Services - Membership Dues	575	1,350	1,350	1,384	1,418	1,454	1,490
101-206-818.000	Other Professional Services	94,897	140,086	16,700	17,118	17,545	17,984	18,434
101-206-818.065	Prof. Serv- P&M - Budget	7,000	15,400	15,900	16,300	16,700	17,200	17,700
101-206-818.080	PROF. SERV - BS&A	20,222	20,222	20,690	21,170	21,660	22,160	22,670
101-206-818.090	PROF. SERV.-SHREDDING	90	120	250	256	263	269	276
101-206-851.000	SERVICES - COMMUNICATIONS-TELEPHONE	943	1,159	980	1,005	1,030	1,055	1,082
101-206-852.010	SERVICES - CABLE TV/INTERNET	688	957	1,490	1,527	1,565	1,605	1,645
101-206-861.004	Services - Travel-Mileage			500	513	525	538	552
101-206-876.010	REFUNDS OVER/UNDER PAYMENTS	187	187					
101-206-901.000	Printing and Bindery Service			1,000	1,025	1,051	1,077	1,104
101-206-914.000	Insurance Property Coverage	16,993	23,906	27,253	27,934	28,633	29,349	30,082
101-206-942.000	Services - Equipment Rent Non-City	46	150	150	154	158	162	166
101-206-942.002	COPIER SUPPLIES	685	1,200	1,000	1,025	1,051	1,077	1,104
101-206-957.002	Training Expense	20	5,500	3,000	3,075	3,152	3,231	3,311
101-206-959.000	Miscellaneous Expenses		500	500	513	525	538	552
NET OF REVENUES/APPROPRIATIONS - OTHER SERVICES AND CHARGES		(142,346)	(210,737)	(90,763)	(92,999)	(95,276)	(97,699)	(100,168)
NET OF REVENUES/APPROPRIATIONS - 206 - Finance Administration		(362,893)	(561,077)	(600,581)	(618,072)	(636,062)	(654,666)	(673,802)

04/30/2020

BUDGET REPORT FOR CITY OF PONTIAC
Calculations as of 06/30/2020

GL NUMBER	DESCRIPTION	2019-20 ACTIVITY THRU 06/30/20	2019-20 PROJECTED ACTIVITY	2020-21 MAYOR REC. BUDGET	2021-22 MAYOR REC. BUDGET	2022-23 MAYOR REC. BUDGET	2023-24 MAYOR REC. BUDGET	2024-25 MAYOR REC. BUDGET
Dept 215 - City Clerk								
PERSONNEL SERVICES								
101-215-702.000	Salaries & Wages	117,517	181,483	195,535	201,401	207,443	213,667	220,077
101-215-702.004	Overtime Wages	230	200					
101-215-707.003	CELL PHONE STIPEND			600	618	637	656	675
101-215-715.000	F.J.C.A. - City Contribution	8,961	13,813	14,958	15,407	15,869	16,345	16,836
101-215-716.000	MEDICAL INSURANCE	14,996	23,240	32,234	33,201	34,197	35,223	36,280
101-215-717.000	Life Insurance	554	979	2,863	2,949	3,037	3,129	3,222
101-215-718.500	MERS EMPLOYER CONTRIBUTIONS	2,313	3,690	4,195	4,321	4,450	4,584	4,721
101-215-719.000	Workers Compensation Insurance	320	527	429	442	455	469	483
101-215-719.001	Dental Insurance	387	1,989	1,709	1,760	1,813	1,867	1,923
NET OF REVENUES/APPROPRIATIONS - PERSONNEL SERVICES		(145,278)	(225,921)	(252,523)	(260,099)	(267,901)	(275,940)	(284,217)
SUPPLIES								
101-215-727.000	Office Supplies	3,215	4,239	4,000	4,100	4,203	4,308	4,415
101-215-728.000	Postage	362	440	1,030	1,056	1,082	1,109	1,137
101-215-731.003	COMPUTER EQUIPMENT		412	700	718	735	754	773
NET OF REVENUES/APPROPRIATIONS - SUPPLIES		(3,577)	(5,091)	(5,730)	(5,874)	(6,020)	(6,171)	(6,325)
OTHER SERVICES AND CHARGES								
101-215-818.000	Other Professional Services	299	1,000					
101-215-851.000	SERVICES - COMMUNICATIONS-TELEPHONE	644	815	680	697	714	732	751
101-215-852.010	SERVICES - CABLE TV/INTERNET	498	478	560	574	588	603	618
101-215-901.000	Printing and Bindery Service	22		1,000	1,025	1,051	1,077	1,104
101-215-902.004	Ordinances	21,982	31,033	30,000	30,750	31,519	32,307	33,114
101-215-902.005	Public Notices	7,136	9,000	9,000	9,225	9,456	9,692	9,934
101-215-914.000	Insurance Property Coverage	18,583	25,394	24,637	25,253	25,884	26,531	27,195
101-215-942.000	Services - Equipment Rentl Non-City	27	103					
101-215-942.002	COPIER SUPPLIES	1,462	1,950	2,000	2,050	2,101	2,154	2,208
101-215-957.002	Training Expense	160	4,120	2,500	2,563	2,627	2,692	2,760
NET OF REVENUES/APPROPRIATIONS - OTHER SERVICES AND CHARGES		(50,813)	(73,893)	(70,377)	(72,137)	(73,940)	(75,788)	(77,684)
NET OF REVENUES/APPROPRIATIONS - 215 - City Clerk		(199,668)	(304,905)	(328,630)	(338,110)	(347,861)	(357,899)	(368,226)

04/30/2020

BUDGET REPORT FOR CITY OF PONTIAC
Calculations as of 06/30/2020

GL NUMBER	DESCRIPTION	2019-20 ACTIVITY THRU 06/30/20	2019-20 PROJECTED ACTIVITY	2020-21 MAYOR REC. BUDGET	2021-22 MAYOR REC. BUDGET	2022-23 MAYOR REC. BUDGET	2023-24 MAYOR REC. BUDGET	2024-25 MAYOR REC. BUDGET
Dept 228 - Information Technology								
SUPPLIES								
101-228-727.000	Office Supplies	628	886	1,000	1,025	1,051	1,077	1,104
101-228-728.000	Postage	16	16	25	26	26	27	28
101-228-731.001	COMPUTER SUPPLIES	68	4,380	10,000	10,250	10,506	10,769	11,038
101-228-731.003	COMPUTER EQUIPMENT	2,178	3,000	3,000	3,075	3,152	3,231	3,311
NET OF REVENUES/APPROPRIATIONS - SUPPLIES		(2,890)	(8,282)	(14,025)	(14,376)	(14,735)	(15,104)	(15,481)
OTHER SERVICES AND CHARGES								
101-228-818.000	Other Professional Services	3,408	4,331	10,000	10,250	10,506	10,769	11,038
101-228-818.063	Prof. Serv-Sarcom	206,000	310,000	310,000	310,000	310,000	320,000	330,000
101-228-851.000	SERVICES - COMMUNICATIONS-TELEPHONE	2,328	2,672	1,570	1,609	1,649	1,691	1,733
101-228-851.003	SERVICES - OPTEMAN CHARGES			21,630	22,171	22,725	23,293	23,875
101-228-852.010	SERVICES - CABLE TV/INTERNET	559	574	750	769	788	808	828
101-228-914.000	Insurance Property Coverage	1,056						
101-228-932.012	Services - Maintenance-Comptr Equip	18,053	25,300	25,450	26,086	26,738	27,407	28,092
101-228-942.002	COPIER SUPPLIES	94	125	100	103	105	108	110
NET OF REVENUES/APPROPRIATIONS - OTHER SERVICES AND CHARGES		(231,498)	(343,002)	(369,500)	(370,988)	(372,511)	(384,076)	(395,676)
NET OF REVENUES/APPROPRIATIONS - 228 - information Technology		(234,388)	(351,284)	(383,525)	(385,364)	(387,246)	(399,180)	(411,157)

04/30/2020

BUDGET REPORT FOR CITY OF PONTIAC
Calculations as of 06/30/2020

GL NUMBER	DESCRIPTION	2019-20 ACTIVITY THRU 06/30/20	2019-20 PROJECTED ACTIVITY	2020-21 MAYOR REC. BUDGET	2021-22 MAYOR REC. BUDGET	2022-23 MAYOR REC. BUDGET	2023-24 MAYOR REC. BUDGET	2024-25 MAYOR REC. BUDGET
Dept 253 - Treasurer								
PERSONNEL SERVICES								
101-253-702.000	Salaries & Wages	92,219	143,945	231,556	238,503	245,658	253,027	260,618
101-253-702.004	Overtime Wages	1,808	1,708	1,780	1,833	1,888	1,945	2,003
101-253-715.000	F.I.C.A. - City Contribution	9,225	14,374	18,886	19,452	20,036	20,637	21,256
101-253-716.000	MEDICAL INSURANCE	2,113	3,479	37,194	38,310	39,459	40,643	41,862
101-253-717.000	Life Insurance	490	865	3,237	3,334	3,434	3,537	3,643
101-253-718.500	MERS EMPLOYER CONTRIBUTIONS	5,715	9,116	14,060	14,482	14,916	15,364	15,825
101-253-719.000	Workers Compensation Insurance	279	460	570	587	605	623	642
101-253-719.001	Dental Insurance	170	756	2,175	2,240	2,307	2,377	2,448
101-253-721.010	Health Care Waiver	8,465	13,105	13,537	13,943	14,362	14,793	15,236
101-253-819.000	Contractual Temp/PT Labor	18,080	22,706					
NET OF REVENUES/APPROPRIATIONS - PERSONNEL SERVICES		(138,564)	(210,515)	(322,995)	(332,684)	(342,665)	(352,946)	(363,533)
SUPPLIES								
101-253-727.000	Office Supplies	698	905	1,500	1,538	1,576	1,615	1,656
101-253-728.000	Postage	594	825	750	769	788	808	828
101-253-728.001	Postage - Large Mailing	17,264	17,264	18,000	18,450	18,911	19,384	19,869
101-253-729.001	Printed Forms	4,075	8,500	8,500	8,713	8,930	9,154	9,382
101-253-731.003	COMPUTER EQUIPMENT		3,000	1,000	1,025	1,051	1,077	1,104
NET OF REVENUES/APPROPRIATIONS - SUPPLIES		(22,631)	(30,494)	(29,750)	(30,495)	(31,256)	(32,038)	(32,839)
OTHER SERVICES AND CHARGES								
101-253-807.000	Services - Membership Dues	250	300	350	359	368	377	386
101-253-812.000	Services - Armored Car Services	9,026	12,035	14,000	14,350	14,709	15,076	15,453
101-253-818.000	Other Professional Services		500	5,000	5,125	5,253	5,384	5,519
101-253-818.008	Bank Service Charges	60,180	98,000	20,000	20,500	21,013	21,538	22,076
101-253-818.080	PROF. SERV - BS&A	7,853	7,853	8,010	8,170	8,330	8,500	8,670
101-253-820.008	Services - Security Alarm Systems	2,248	3,000	3,000	3,075	3,152	3,231	3,311
101-253-851.000	SERVICES - COMMUNICATIONS-TELEPHONE	688	867	650	666	683	700	717
101-253-852.010	SERVICES - CABLE TV/INTERNET	688	957	560	574	588	603	618
101-253-914.000	Insurance Property Coverage	11,201	15,178	21,802	22,347	22,906	23,478	24,065
101-253-942.000	Services - Equipment Rentl Non-City	46	200	200	205	210	215	221
101-253-942.002	COPIER SUPPLIES	252	300	300	308	315	323	331
101-253-957.002	Training Expense	1,505	4,400	2,500	2,563	2,627	2,692	2,760
101-253-959.000	Miscellaneous Expenses		100	50	51	53	54	55
101-253-959.008	Cash Shortage			25	26	26	27	28
NET OF REVENUES/APPROPRIATIONS - OTHER SERVICES AND CHARGES		(93,937)	(143,690)	(76,447)	(78,319)	(80,233)	(82,198)	(84,210)
NET OF REVENUES/APPROPRIATIONS - 253 - Treasurer		(255,132)	(384,699)	(429,192)	(441,498)	(454,154)	(467,182)	(480,582)

04/30/2020

BUDGET REPORT FOR CITY OF PONTIAC
Calculations as of 06/30/2020

GL NUMBER	DESCRIPTION	2019-20 ACTIVITY THRU 06/30/20	2019-20 PROJECTED ACTIVITY	2020-21 MAYOR REC. BUDGET	2021-22 MAYOR REC. BUDGET	2022-23 MAYOR REC. BUDGET	2023-24 MAYOR REC. BUDGET	2024-25 MAYOR REC. BUDGET
Dept 255 - MEDICAL MARIHUANA APPLICATIONS								
PERSONNEL SERVICES								
101-255-702.000	Salaries & Wages			11,250	11,588	11,935	12,293	12,662
NET OF REVENUES/APPROPRIATIONS - PERSONNEL SERVICES				(11,250)	(11,588)	(11,935)	(12,293)	(12,662)
SUPPLIES								
101-255-727.000	Office Supplies			100	103	105	108	110
101-255-728.000	Postage			400	410	420	431	442
101-255-731.003	COMPUTER EQUIPMENT			400	410	420	431	442
NET OF REVENUES/APPROPRIATIONS - SUPPLIES				(900)	(923)	(945)	(970)	(994)
OTHER SERVICES AND CHARGES								
101-255-804.000	Legal Services		10,500	9,500				
101-255-804.018	Legal Services-Giammarco Mullins		50,000					
101-255-804.026	LEGAL SERVICES - LEGAL ADVISOR TO CC			69,000				
101-255-816.006	PROF. SERV. -MED MARIHUANA APPLICATION	3,734	3,734					
101-255-816.007	PROF. SERV. -FINANCIAL ADVISOR TO CC		30,000	61,000	17,500			
101-255-816.008	PROF. SERV. -HEARING OFFICER		7,500	42,500	5,000	5,125	5,253	5,384
101-255-816.011	PROF SERV - PLANNING ADV TO CITY CLERK			60,000				
101-255-851.000	SERVICES - COMMUNICATIONS-TELEPHONE			100	103	105	108	110
101-255-852.010	SERVICES - CABLE TV/INTERNET			100	103	105	108	110
101-255-902.004	Ordinances			100	103	105	108	110
101-255-902.005	Public Notices			100	103	105	108	110
101-255-942.002	COPIER SUPPLIES			100	103	105	108	110
NET OF REVENUES/APPROPRIATIONS - OTHER SERVICES AND CHARGES		(3,734)	(101,734)	(242,500)	(23,015)	(5,650)	(5,793)	(5,934)
NET OF REVENUES/APPROPRIATIONS - 255 - MEDICAL MARIHUANA APPLICATIONS		(3,734)	(101,734)	(254,650)	(35,526)	(16,530)	(19,056)	(19,590)
Dept 257 - Assessor								
PERSONNEL SERVICES								
101-257-819.000	Contractual Temp/PT Labor	600	3,000	1,800	1,854	1,910	1,967	2,026
NET OF REVENUES/APPROPRIATIONS - PERSONNEL SERVICES		(600)	(3,000)	(1,800)	(1,854)	(1,910)	(1,967)	(2,026)
SUPPLIES								
101-257-728.000	Postage		11,000	12,000	12,300	12,608	12,923	13,246
NET OF REVENUES/APPROPRIATIONS - SUPPLIES			(11,000)	(12,000)	(12,300)	(12,608)	(12,923)	(13,246)
OTHER SERVICES AND CHARGES								
101-257-818.015	Assessor Svce- Oakland Cnty		413,270	414,608	418,754	431,317	431,317	431,317
101-257-957.003	Employee Meals - Commission Food		500					
NET OF REVENUES/APPROPRIATIONS - OTHER SERVICES AND CHARGES			(413,770)	(414,608)	(418,754)	(431,317)	(431,317)	(431,317)
NET OF REVENUES/APPROPRIATIONS - 257 - Assessor		(600)	(427,770)	(423,408)	(432,908)	(445,835)	(446,207)	(446,589)

04/30/2020

BUDGET REPORT FOR CITY OF PONTIAC
Calculations as of 06/30/2020

GL NUMBER	DESCRIPTION	2019-20 ACTIVITY THRU 06/30/20	2019-20 PROJECTED ACTIVITY	2020-21 MAYOR REC. BUDGET	2021-22 MAYOR REC. BUDGET	2022-23 MAYOR REC. BUDGET	2023-24 MAYOR REC. BUDGET	2024-25 MAYOR REC. BUDGET
Dept 265 - Building Maintenance								
PERSONNEL SERVICES								
101-265-702.000	Salaries & Wages	41,989	62,455	69,205	71,281	73,420	75,622	77,891
101-265-702.004	Overtime Wages	11,443	18,068	15,418	15,881	16,357	16,848	17,353
101-265-707.003	CELL PHONE STIPEND	400	600	600	618	637	656	675
101-265-715.000	F.I.C.A. - City Contribution	5,095	7,744	6,345	6,535	6,731	6,933	7,141
101-265-716.000	MEDICAL INSURANCE	3,301	5,018	12,989	13,378	13,780	14,193	14,619
101-265-717.000	Life Insurance	276	484	973	1,002	1,033	1,064	1,095
101-265-718.500	MERS EMPLOYER CONTRIBUTIONS	866	1,524	1,726	1,778	1,831	1,886	1,942
101-265-719.000	Workers Compensation Insurance	4,108	6,764	3,715	3,827	3,941	4,060	4,181
101-265-719.001	Dental Insurance	138	632	389	401	413	425	438
101-265-721.010	Health Care Walver	13,036	20,523	10,472	10,786	11,109	11,443	11,786
NET OF REVENUES/APPROPRIATIONS - PERSONNEL SERVICES		(80,652)	(123,812)	(121,832)	(125,487)	(129,252)	(133,130)	(137,121)
SUPPLIES								
101-265-727.000	Office Supplies	27	38					
101-265-731.003	COMPUTER EQUIPMENT		1,200	1,200	1,230	1,261	1,292	1,325
101-265-746.001	Personal Protective Wear	98	1,200	1,200	1,230	1,261	1,292	1,325
101-265-749.001	Motor Fuel, Oil & Lubricants	2,450	2,781	2,781	2,851	2,922	2,995	3,070
101-265-749.002	Tools & Supplies	570	5,000	5,000	5,125	5,253	5,384	5,519
101-265-749.005	Equipment Maintenance Supplies		1,149	1,149	1,178	1,207	1,237	1,268
101-265-776.001	Janitorial Supplies	3,720	4,500	4,500	4,613	4,728	4,846	4,967
101-265-776.002	Building Maintenance Supplies	6,615	8,000	8,000	8,200	8,405	8,615	8,831
101-265-779.004	SNOW REMOV SUPPLIES	955	5,000	5,000	5,125	5,253	5,384	5,519
NET OF REVENUES/APPROPRIATIONS - SUPPLIES		(13,835)	(28,868)	(28,830)	(29,552)	(30,290)	(31,045)	(31,824)
OTHER SERVICES AND CHARGES								
101-265-810.000	Services - Inspection Fees			5,000	5,125	5,253	5,384	5,519
101-265-818.000	Other Professional Services	375	3,280	2,060	2,112	2,164	2,218	2,274
101-265-818.006	Contractual Mowing Services	3,152	9,000	9,000	9,225	9,456	9,692	9,934
101-265-818.037	CONTRACTUAL JANITORIAL SERVICES	22,888	23,424	10,000	10,250	10,506	10,769	11,038
101-265-818.049	Prof Tech License Fee Reimbur	45	45	93	95	98	100	103
101-265-818.236	PROF. SERVICE - TREE SERVICES			2,575	2,639	2,705	2,773	2,842
101-265-818.245	PROF. SERV - SNOW REMOVAL	3,660	3,660	7,500	7,688	7,880	8,077	8,279
101-265-851.000	SERVICES - COMMUNICATIONS-TELEPHONE	232	482	840	861	883	905	927
101-265-852.010	SERVICES - CABLE TV/INTERNET	138	191	190	195	200	205	210
101-265-914.000	Insurance Property Coverage	19,061	26,938	17,786	18,231	18,686	19,154	19,632
101-265-921.000	Utilities Electricity	23,470	41,200	41,200	42,230	43,286	44,368	45,477
101-265-922.000	Utilities Water & Sewer	16,732	27,145	27,145	27,824	28,519	29,232	29,963
101-265-923.000	Utilities Gas Heat	17,156	23,006	23,006	23,581	24,171	24,775	25,394
101-265-931.001	Services - Building Maintenance	27,185	29,409	20,000	20,500	21,013	21,538	22,076
101-265-931.002	Services - Ground Maintenance			5,000	5,125	5,253	5,384	5,519
101-265-931.003	Services - Building Equip Maint	11,820	18,000	12,000	12,300	12,608	12,923	13,246
101-265-932.000	Equipment Maintenance		102					
101-265-932.008	Services - Maintenance-Fire Exting	206						
NET OF REVENUES/APPROPRIATIONS - OTHER SERVICES AND CHARGES		(146,120)	(205,882)	(183,395)	(187,981)	(192,681)	(197,497)	(202,433)
NET OF REVENUES/APPROPRIATIONS - 265 - Building Maintenance		(240,607)	(358,562)	(334,057)	(343,020)	(352,223)	(361,672)	(371,378)

04/30/2020

BUDGET REPORT FOR CITY OF PONTIAC
Calculations as of 06/30/2020

GL NUMBER	DESCRIPTION	2019-20 ACTIVITY THRU 06/30/20	2019-20 PROJECTED ACTIVITY	2020-21 MAYOR REC. BUDGET	2021-22 MAYOR REC. BUDGET	2022-23 MAYOR REC. BUDGET	2023-24 MAYOR REC. BUDGET	2024-25 MAYOR REC. BUDGET
Dept 266 - ATTORNEY								
OTHER SERVICES AND CHARGES								
101-266-804.000	Legal Services	14,728	27,000	25,000	25,625	26,266	26,922	27,595
101-266-804.018	Legal Services-Giarmarco Mullins	201,764	488,600	147,000	150,675	154,442	158,303	162,260
101-266-804.021	LEGAL SERVICES PROSECUTIONS - GIARMARCO	215,031		285,000	292,125	299,428	306,914	314,587
101-266-804.022	LEGAL SERVICES MTF: GIARMARCO	1,036		1,500	1,538	1,576	1,615	1,656
101-266-804.023	LEGAL SERVICES CODE ENF - GIARMARCO	5,628		6,500	6,663	6,829	7,000	7,175
101-266-804.024	LEGAL SERVICES LAWSUITS - GIARMARCO	8,847		10,000	10,250	10,506	10,769	11,038
101-266-804.025	LEGAL SERVICES MEDICAL MARIJUANA - GIARM	23,841		50,000	2,500	2,500	2,500	2,500
101-266-809.001	COVID 19 EXPENDITURES			50,000				
101-266-818.000	Other Professional Services	2,970	15,000	15,000	15,375	15,759	16,153	16,557
101-266-942.000	Services - Equipment Rentl Non-City	2	5	5	5	5	5	5
101-266-959.003	SETTLEMENT PAYMENTS	700,000	700,000	700,000	700,000	700,000		
NET OF REVENUES/APPROPRIATIONS - OTHER SERVICES AND CHARGES		(1,173,847)	(1,230,605)	(1,290,005)	(1,204,756)	(1,217,311)	(530,181)	(543,374)
NET OF REVENUES/APPROPRIATIONS - 266 - ATTORNEY		(1,173,847)	(1,230,605)	(1,290,005)	(1,204,756)	(1,217,311)	(530,181)	(543,374)

04/30/2020

BUDGET REPORT FOR CITY OF PONTIAC
Calculations as of 06/30/2020

GL NUMBER	DESCRIPTION	2019-20 ACTIVITY THRU 06/30/20	2019-20 PROJECTED ACTIVITY	2020-21 MAYOR REC. BUDGET	2021-22 MAYOR REC. BUDGET	2022-23 MAYOR REC. BUDGET	2023-24 MAYOR REC. BUDGET	2024-25 MAYOR REC. BUDGET
Dept 270 - Personnel Services								
PERSONNEL SERVICES								
101-270-702.000	Salaries & Wages	71,920	111,189	121,488	125,132	128,886	132,753	136,735
101-270-702.004	Overtime Wages	34						
101-270-715.000	F.I.C.A. - City Contribution	5,632	8,714	9,880	10,176	10,482	10,796	11,120
101-270-716.000	MEDICAL INSURANCE	4,201	6,493	6,819	7,023	7,234	7,451	7,675
101-270-717.000	Life Insurance	680	1,105	1,719	1,771	1,824	1,879	1,935
101-270-718.500	MERS EMPLOYER CONTRIBUTIONS	1,940	3,023	3,266	3,364	3,465	3,569	3,676
101-270-719.000	Workers Compensation Insurance	209	344	258	265	273	282	290
101-270-719.001	Dental Insurance	341	1,190	1,297	1,336	1,376	1,417	1,460
101-270-721.010	Health Care Waiver	4,791	7,418	7,662	7,892	8,129	8,373	8,624
NET OF REVENUES/APPROPRIATIONS - PERSONNEL SERVICES		(89,748)	(139,476)	(152,389)	(156,959)	(161,669)	(166,520)	(171,515)
SUPPLIES								
101-270-727.000	Office Supplies	295	416	1,000	1,025	1,051	1,077	1,104
101-270-728.000	Postage	408	511	500	513	525	538	552
101-270-730.000	Publications & Maps	150	500	350	359	368	377	386
101-270-731.003	COMPUTER EQUIPMENT	214	2,000	1,500	1,538	1,576	1,615	1,656
NET OF REVENUES/APPROPRIATIONS - SUPPLIES		(1,067)	(3,427)	(3,350)	(3,435)	(3,520)	(3,607)	(3,698)
OTHER SERVICES AND CHARGES								
101-270-807.000	Services - Membership Dues			1,000	1,025	1,051	1,077	1,104
101-270-818.000	Other Professional Services	3,552	5,000	5,000	5,125	5,253	5,384	5,519
101-270-818.080	PROF. SERV - BS&A	4,263	4,263	4,370	4,380	4,480	4,590	4,700
101-270-835.001	Services - Physicals	4,227	6,000	10,000	10,250	10,506	10,769	11,038
101-270-851.000	SERVICES - COMMUNICATIONS-TELEPHONE	276	400	490	502	515	528	541
101-270-852.010	SERVICES - CABLE TV/INTERNET	413	383	380	390	399	409	419
101-270-851.004	Services - Travel-Mileage			100	103	105	108	110
101-270-901.000	Printing and Bindery Service			3,000	3,075	3,152	3,231	3,311
101-270-902.001	Recruitment Advertising	5,809	6,500	10,000	10,250	10,506	10,769	11,038
101-270-914.000	Insurance Property Coverage	7,098	10,119	10,901	11,174	11,453	11,739	12,033
101-270-942.000	Services - Equipment Rentl Non-City	39	100					
101-270-942.002	COPIER SUPPLIES		100					
101-270-957.002	Training Expense	5,466	5,466	9,000	9,225	9,456	9,692	9,934
101-270-957.004	Employment & Promotion Test		500	1,000	1,025	1,051	1,077	1,104
101-270-959.000	Miscellaneous Expenses	550	750	500	513	525	538	552
NET OF REVENUES/APPROPRIATIONS - OTHER SERVICES AND CHARGES		(31,693)	(39,581)	(55,741)	(57,037)	(58,452)	(59,911)	(61,403)
NET OF REVENUES/APPROPRIATIONS - 270 - Personnel Services		(122,508)	(182,484)	(211,480)	(217,431)	(223,641)	(230,038)	(236,616)
NET OF REVENUES/APPROPRIATIONS - GENERAL GOVERNMENT		(3,794,402)	(5,909,323)	(6,547,791)	(6,328,547)	(6,442,344)	(5,883,430)	(6,028,123)

04/30/2020

BUDGET REPORT FOR CITY OF PONTIAC
Calculations as of 06/30/2020

GL NUMBER	DESCRIPTION	2019-20 ACTIVITY THRU 06/30/20	2019-20 PROJECTED ACTIVITY	2020-21 MAYOR REC. BUDGET	2021-22 MAYOR REC. BUDGET	2022-23 MAYOR REC. BUDGET	2023-24 MAYOR REC. BUDGET	2024-25 MAYOR REC. BUDGET
Function: PUBLIC SAFETY								
Dept 301 - POLICE/SHERIFF								
PERSONNEL SERVICES								
101-301-702.000	Salaries & Wages	25,648	42,233	32,136	33,100	34,093	35,116	36,169
101-301-702.100	MAINTENANCE WAGES	14,427	19,192	15,527	15,992	16,472	16,966	17,475
101-301-702.104	MAINTENANCE - OVERTIME	7,610	9,777	15,087	15,539	16,005	16,485	16,980
101-301-715.000	F.I.C.A. - City Contribution	3,856	6,262	4,376	4,507	4,643	4,782	4,925
101-301-716.000	MEDICAL INSURANCE	1,244	1,973	8,767	9,030	9,301	9,580	9,867
101-301-717.000	Life Insurance	275	493	667	687	708	729	751
101-301-718.500	MERS EMPLOYER CONTRIBUTIONS	1,919	3,447	1,001	1,031	1,062	1,094	1,127
101-301-719.000	Workers Compensation Insurance	1,388	2,285	2,522	2,597	2,675	2,755	2,838
101-301-719.001	Dental Insurance	167	732	220	226	233	240	247
101-301-721.010	Health Care Waiver	2,795	4,604					
NET OF REVENUES/APPROPRIATIONS - PERSONNEL SERVICES		(59,330)	(90,998)	(80,303)	(82,709)	(85,192)	(87,747)	(90,379)
SUPPLIES								
101-301-749.005	Equipment Maintenance Supplies		1,677					
101-301-776.001	Janitorial Supplies	1,704	3,261	1,500	1,538	1,576	1,615	1,656
101-301-776.002	Building Maintenance Supplies	4,254	5,188	4,500	4,613	4,728	4,846	4,967
101-301-779.004	SNOW REMOV SUPPLIES			300	308	315	323	331
NET OF REVENUES/APPROPRIATIONS - SUPPLIES		(5,958)	(10,126)	(6,300)	(6,459)	(6,619)	(6,784)	(6,954)
OTHER SERVICES AND CHARGES								
101-301-802.001	Registration-Underground Fuel Tank		500					
101-301-818.000	Other Professional Services	1,503	3,028	4,000	4,100	4,203	4,308	4,415
101-301-818.006	Contractual Mowing Services		650					
101-301-818.037	CONTRACTUAL JANITORIAL SERVICES	27,390	22,925					
101-301-818.068	Prof. Serv-Oakland Co. Sheriff	7,699,176	11,710,463	12,253,989	12,866,688	13,510,022	14,185,523	14,894,800
101-301-818.069	Prof. Serv-Oakland Co. Sheriff OT	587,619	920,995	914,694	960,428	1,008,450	1,058,872	1,111,816
101-301-818.245	PROF. SERV - SNOW REMOVAL	4,312	4,312	15,000	15,375	15,759	16,153	16,557
101-301-851.000	SERVICES - COMMUNICATIONS-TELEPHONE	1,604	1,816	640	656	672	689	706
101-301-852.010	SERVICES - CABLE TV/INTERNET	1,738	2,157	2,100	2,153	2,206	2,261	2,316
101-301-914.000	Insurance Property Coverage	16,791	22,722	28,040	28,741	29,460	30,196	30,951
101-301-921.000	Utilities Electricity	39,382	52,965	54,510	55,873	57,270	58,701	60,169
101-301-922.000	Utilities Water & Sewer	18,084	20,729	21,766	22,310	22,868	23,440	24,026
101-301-923.000	Utilities Gas Heat	11,314	13,791	14,481	14,843	15,214	15,594	15,984
101-301-931.001	Services - Building Maintenance	14,656	14,373	15,000	15,375	15,759	16,153	16,557
101-301-931.003	Services - Building Equip Maint	5,260	10,520	10,000	10,250	10,506	10,769	11,038
101-301-932.000	Equipment Maintenance		148	150	154	158	162	166
101-301-932.008	Services - Maintenance-Fire Exting	222		800	820	841	862	883
101-301-932.010	Services - Maintenance-All Other Eq	145	193	500	513	525	538	552
NET OF REVENUES/APPROPRIATIONS - OTHER SERVICES AND CHARGES		(8,423,196)	(12,802,287)	(13,335,670)	(13,998,279)	(14,693,913)	(15,424,221)	(16,190,938)
NET OF REVENUES/APPROPRIATIONS - 301 - POLICE/SHERIFF		(8,494,484)	(12,903,411)	(13,422,273)	(14,087,447)	(14,785,724)	(15,518,752)	(16,285,271)

04/30/2020

BUDGET REPORT FOR CITY OF PONTIAC
Calculations as of 06/30/2020

GL NUMBER	DESCRIPTION	2019-20 ACTIVITY THRU 06/30/20	2019-20 PROJECTED ACTIVITY	2020-21 MAYOR REC. BUDGET	2021-22 MAYOR REC. BUDGET	2022-23 MAYOR REC. BUDGET	2023-24 MAYOR REC. BUDGET	2024-25 MAYOR REC. BUDGET
Dept 309 - CROSSING GUARDS								
PERSONNEL SERVICES								
101-309-702.019	Wages School Crossing Guards	2,379	6,323	24,520	25,256	26,013	26,794	27,597
101-309-715.000	F.I.C.A. - City Contribution	182	281	1,876	1,932	1,990	2,050	2,111
101-309-719.000	Workers Compensation Insurance	25	41	336	346	356	367	378
NET OF REVENUES/APPROPRIATIONS - PERSONNEL SERVICES		(2,586)	(6,645)	(26,732)	(27,534)	(28,359)	(29,211)	(30,086)
NET OF REVENUES/APPROPRIATIONS - 309 - CROSSING GUARDS		(2,586)	(6,645)	(26,732)	(27,534)	(28,359)	(29,211)	(30,086)
Dept 325 - COMMUNICATIONS/DISPATCH								
OTHER SERVICES AND CHARGES								
101-325-818.068	Prof. Serv-Oakland Co. Sheriff	136,953	206,971	213,180	219,575	226,162	232,947	239,935
NET OF REVENUES/APPROPRIATIONS - OTHER SERVICES AND CHARGES		(136,953)	(206,971)	(213,180)	(219,575)	(226,162)	(232,947)	(239,935)
NET OF REVENUES/APPROPRIATIONS - 325 - COMMUNICATIONS/DISPATCH		(136,953)	(206,971)	(213,180)	(219,575)	(226,162)	(232,947)	(239,935)

04/30/2020

BUDGET REPORT FOR CITY OF PONTIAC
Calculations as of 06/30/2020

GL NUMBER	DESCRIPTION	2019-20 ACTIVITY THRU 06/30/20	2019-20 PROJECTED ACTIVITY	2020-21 MAYOR REC. BUDGET	2021-22 MAYOR REC. BUDGET	2022-23 MAYOR REC. BUDGET	2023-24 MAYOR REC. BUDGET	2024-25 MAYOR REC. BUDGET
Dept 336 - FIRE DEPARTMENT								
SUPPLIES								
101-336-776.002	Building Maintenance Supplies	2,610	3,607	3,000	3,075	3,152	3,231	3,311
	NET OF REVENUES/APPROPRIATIONS - SUPPLIES	(2,610)	(3,607)	(3,000)	(3,075)	(3,152)	(3,231)	(3,311)
OTHER SERVICES AND CHARGES								
101-336-818.000	Other Professional Services	3,367	4,529	5,000	5,125	5,253	5,384	5,519
101-336-818.075	PROF. SERV-WATERFORD FIRE DEPT	7,693,142	7,693,142	8,077,799	8,481,689	8,905,774	9,351,062	9,818,615
101-336-914.000	Insurance Property Coverage	6,877	9,244	8,828	9,049	9,275	9,507	9,744
101-336-921.000	Utilities Electricity	1,414	3,840					
101-336-931.001	Services - Building Maintenance	55,514	65,000	65,000	66,625	68,291	69,998	71,748
	NET OF REVENUES/APPROPRIATIONS - OTHER SERVICES AND CHARGES	(7,760,314)	(7,775,755)	(8,156,627)	(8,562,488)	(8,988,593)	(9,435,951)	(9,905,626)
	NET OF REVENUES/APPROPRIATIONS - 336 - FIRE DEPARTMENT	(7,762,924)	(7,779,362)	(8,159,627)	(8,565,563)	(8,991,745)	(9,439,182)	(9,908,937)
	NET OF REVENUES/APPROPRIATIONS - PUBLIC SAFETY	(16,396,947)	(20,896,389)	(21,821,812)	(22,900,119)	(24,031,990)	(25,220,092)	(26,467,229)

04/30/2020

BUDGET REPORT FOR CITY OF PONTIAC
Calculations as of 06/30/2020

GL NUMBER	DESCRIPTION	2019-20 ACTIVITY THRU 06/30/20	2019-20 PROJECTED ACTIVITY	2020-21 MAYOR REC. BUDGET	2021-22 MAYOR REC. BUDGET	2022-23 MAYOR REC. BUDGET	2023-24 MAYOR REC. BUDGET	2024-25 MAYOR REC. BUDGET
Function: PUBLIC WORKS								
Dept 445 - DRAINS - PUBLIC BENEFIT								
OTHER SERVICES AND CHARGES								
101-445-807.000	Services - Membership Dues			5,400	5,535	5,673	5,815	5,961
101-445-938.000	Drain Maintenance Oakland Cnty	19,429	300,000	300,000	307,500	315,188	323,067	331,144
101-445-938.010	CLINTON RIVER SPILLWAY ASSESSMENT	5,000	6,000	6,000	6,150	6,304	6,461	6,623
101-445-955.100	MDEQ PERMIT FEES		5,000	5,000	5,125	5,253	5,384	5,519
NET OF REVENUES/APPROPRIATIONS - OTHER SERVICES AND CHARGES		(24,429)	(311,000)	(316,400)	(324,310)	(332,418)	(340,727)	(349,247)
NET OF REVENUES/APPROPRIATIONS - 445 - DRAINS - PUBLIC BENEFIT		(24,429)	(311,000)	(316,400)	(324,310)	(332,418)	(340,727)	(349,247)

04/30/2020

BUDGET REPORT FOR CITY OF PONTIAC
Calculations as of 06/30/2020

GL NUMBER	DESCRIPTION	2019-20 ACTIVITY THRU 06/30/20	2019-20 PROJECTED ACTIVITY	2020-21 MAYOR REC. BUDGET	2021-22 MAYOR REC. BUDGET	2022-23 MAYOR REC. BUDGET	2023-24 MAYOR REC. BUDGET	2024-25 MAYOR REC. BUDGET
Dept 447 - Engineering								
PERSONNEL SERVICES								
101-447-702.000	Salaries & Wages	44,669	69,249	195,624	201,493	207,538	213,764	220,177
101-447-702.004	Overtime Wages	1,644	2,685	2,508	2,686	2,767	2,850	2,935
101-447-707.003	CELL PHONE STIPEND	400	500	1,200	1,236	1,273	1,311	1,351
101-447-715.000	F.I.C.A. - City Contribution	3,888	6,002	15,841	16,317	16,806	17,310	17,829
101-447-716.000	MEDICAL INSURANCE	8	14	38,898	40,065	41,267	42,505	43,780
101-447-717.000	Life Insurance	188	338	2,763	2,845	2,931	3,019	3,109
101-447-718.500	MERS EMPLOYER CONTRIBUTIONS	869	1,367	11,906	12,263	12,631	13,009	13,400
101-447-719.000	Workers Compensation Insurance	2,708	4,459	1,800	1,854	1,909	1,967	2,026
101-447-719.001	Dental Insurance	273	1,928	2,621	2,699	2,780	2,863	2,949
101-447-721.010	Health Care Waiver	4,791	7,418	7,662	7,892	8,129	8,373	8,624
NET OF REVENUES/APPROPRIATIONS - PERSONNEL SERVICES		(59,438)	(94,060)	(280,923)	(289,350)	(298,031)	(306,971)	(316,180)
SUPPLIES								
101-447-727.000	Office Supplies	19	27	1,000	1,025	1,051	1,077	1,104
101-447-728.000	Postage		200	200	205	210	215	221
101-447-731.003	COMPUTER EQUIPMENT	238	2,000					
101-447-746.001	Personal Protective Wear		1,200	1,800	1,845	1,891	1,938	1,987
101-447-749.001	Motor Fuel, Oil & Lubricants	1,324	3,000	3,000	3,075	3,152	3,231	3,311
101-447-749.002	Tools & Supplies	81	5,000	5,000	5,125	5,253	5,384	5,519
NET OF REVENUES/APPROPRIATIONS - SUPPLIES		(1,662)	(11,427)	(11,000)	(11,275)	(11,557)	(11,845)	(12,142)
OTHER SERVICES AND CHARGES								
101-447-806.000	Engineering Services	151,902	250,000	200,000	205,000	210,125	215,378	220,763
101-447-806.001	STORMWATER SERVICES	545	3,000	3,000	3,075	3,152	3,231	3,311
101-447-806.002	ASSET MANAGEMENT	6,240	9,629	50,000	51,250	52,531	53,845	55,191
101-447-806.004	PLAN REVIEW	62,772	79,744	60,000	61,500	63,038	64,613	66,229
101-447-807.000	Services - Membership Dues	4,242	22,500	10,000	10,250	10,506	10,769	11,038
101-447-818.049	Prof Tech License Fee Reimbur	80	90	80	82	84	86	88
101-447-851.000	SERVICES - COMMUNICATIONS-TELEPHONE	184	233					
101-447-852.010	SERVICES - CABLE TV/INTERNET	413	574					
101-447-914.000	Insurance Property Coverage	7,947	11,046	6,813	6,983	7,158	7,337	7,520
101-447-955.100	MDEQ PERMIT FEES	5,000	5,150					
101-447-957.002	Training Expense			2,000	2,050	2,101	2,154	2,208
NET OF REVENUES/APPROPRIATIONS - OTHER SERVICES AND CHARGES		(239,325)	(381,966)	(331,893)	(340,190)	(348,695)	(357,413)	(366,348)
CAPITAL OUTLAY								
101-447-977.008	Special Equipment			12,000				
NET OF REVENUES/APPROPRIATIONS - CAPITAL OUTLAY				(12,000)				
NET OF REVENUES/APPROPRIATIONS - 447 - Engineering		(300,425)	(487,453)	(635,816)	(640,815)	(658,283)	(676,229)	(694,670)

04/30/2020

BUDGET REPORT FOR CITY OF PONTIAC
Calculations as of 06/30/2020

GL NUMBER	DESCRIPTION	2019-20 ACTIVITY THRU 06/30/20	2019-20 PROJECTED ACTIVITY	2020-21 MAYOR REC. BUDGET	2021-22 MAYOR REC. BUDGET	2022-23 MAYOR REC. BUDGET	2023-24 MAYOR REC. BUDGET	2024-25 MAYOR REC. BUDGET
Dept 448 - Street Lighting								
OTHER SERVICES AND CHARGES								
101-448-807.000	Services - Membership Dues			2,400	2,460	2,522	2,585	2,649
101-448-924.001	Utilities street lighting	679,341	907,186	907,000	929,675	952,917	976,740	1,001,158
NET OF REVENUES/APPROPRIATIONS - OTHER SERVICES AND CHARGES		(679,341)	(907,186)	(909,400)	(932,135)	(955,439)	(979,325)	(1,003,807)
NET OF REVENUES/APPROPRIATIONS - 448 - Street Lighting		(679,341)	(907,186)	(909,400)	(932,135)	(955,439)	(979,325)	(1,003,807)

04/30/2020

BUDGET REPORT FOR CITY OF PONTIAC
Calculations as of 06/30/2020

GL NUMBER	DESCRIPTION	2019-20 ACTIVITY THRU 06/30/20	2019-20 PROJECTED ACTIVITY	2020-21 MAYOR REC. BUDGET	2021-22 MAYOR REC. BUDGET	2022-23 MAYOR REC. BUDGET	2023-24 MAYOR REC. BUDGET	2024-25 MAYOR REC. BUDGET
Dept 458 - PUBLIC WORKS OPERATIONS								
PERSONNEL SERVICES								
101-458-702.000	Salaries & Wages	197,209	271,040	238,748	245,910	253,288	260,886	268,713
101-458-702.004	Overtime Wages	9,054	10,236	3,705	3,816	3,931	4,049	4,170
101-458-707.003	CELL PHONE STIPEND	1,200	1,350	5,400	5,562	5,729	5,901	6,078
101-458-715.000	F.I.C.A. - City Contribution	16,503	23,057	19,520	20,106	20,709	21,330	21,970
101-458-716.000	MEDICAL INSURANCE	1,499	2,260	29,103	29,976	30,875	31,801	32,755
101-458-717.000	Life Insurance	953	1,736	3,247	3,344	3,444	3,548	3,654
101-458-718.500	MERS EMPLOYER CONTRIBUTIONS	5,208	8,258	13,385	13,787	14,200	14,626	15,065
101-458-719.000	Workers Compensation Insurance	4,228	6,961	3,594	3,702	3,813	3,927	4,045
101-458-719.001	Dental Insurance	585	2,906	2,260	2,328	2,398	2,470	2,544
101-458-719.007	WORKERS COMP ALLOCATION		4,446	5,478	5,642	5,812	5,986	6,166
101-458-721.010	Health Care Waiver	9,754	12,350	19,413	19,995	20,595	21,213	21,849
101-458-819.000	Contractual Temp/PT Labor		3,000					
NET OF REVENUES/APPROPRIATIONS - PERSONNEL SERVICES		(246,193)	(347,600)	(343,853)	(354,168)	(364,794)	(375,737)	(387,009)
SUPPLIES								
101-458-727.000	Office Supplies	963	1,360	1,500	1,538	1,576	1,615	1,656
101-458-728.000	Postage	21	35					
101-458-731.003	COMPUTER EQUIPMENT	21,165	91,500	90,000	92,250	94,556	96,920	99,343
101-458-746.001	Personal Protective Wear	1,749	6,000	2,700	2,768	2,837	2,908	2,980
101-458-749.001	Motor Fuel, Oil & Lubricants	5,909	7,878	8,000	8,200	8,405	8,615	8,831
101-458-749.005	Equipment Maintenance Supplies	52,506	67,587	45,000	46,125	47,278	48,460	49,672
NET OF REVENUES/APPROPRIATIONS - SUPPLIES		(82,313)	(174,360)	(147,200)	(150,881)	(154,652)	(158,518)	(162,482)
OTHER SERVICES AND CHARGES								
101-458-818.000	Other Professional Services	1,989	3,889	2,500	2,563	2,627	2,692	2,760
101-458-818.005	Equipment Towing Charges	1,075	1,500	1,500	1,538	1,576	1,615	1,656
101-458-818.080	PROF. SERV - BS&A	1,455	1,455	1,490	1,530	1,570	1,610	1,650
101-458-851.000	SERVICES - COMMUNICATIONS-TELEPHONE	1,644	2,079	2,140	2,194	2,248	2,305	2,362
101-458-852.010	SERVICES - CABLE TV/INTERNET	2,567	3,424	4,500	4,613	4,728	4,846	4,967
101-458-914.000	Insurance Property Coverage	47,960	69,269	46,280	47,437	48,623	49,839	51,084
101-458-922.000	Utilities Water & Sewer	1,560	2,310	2,426	2,487	2,549	2,613	2,678
101-458-923.000	Utilities Gas Heat	4,070	5,021	5,272	5,404	5,539	5,677	5,819
101-458-931.001	Services - Building Maintenance	1,210	6,310					
101-458-932.004	Services - Maintenance-Vehicles	81,549	90,000	110,000	112,750	115,569	118,458	121,419
101-458-941.000	Services - Building & Land Rental	52,500	64,367	91,844	94,140	96,494	98,906	101,379
101-458-942.000	Services - Equipment Rentl Non-City	2	2					
101-458-942.002	COPIER SUPPLIES	433	578	400	410	420	431	442
101-458-957.002	Training Expense	1,950	8,000	8,000	8,200	8,405	8,615	8,831
NET OF REVENUES/APPROPRIATIONS - OTHER SERVICES AND CHARGES		(199,964)	(258,204)	(276,352)	(283,266)	(290,348)	(297,607)	(305,047)
NET OF REVENUES/APPROPRIATIONS - 458 - PUBLIC WORKS OPERATIONS		(528,470)	(780,164)	(767,405)	(788,315)	(809,794)	(831,862)	(854,533)
NET OF REVENUES/APPROPRIATIONS - PUBLIC WORKS		(1,532,665)	(2,485,803)	(2,629,021)	(2,685,575)	(2,755,934)	(2,828,143)	(2,902,262)

04/30/2020

BUDGET REPORT FOR CITY OF PONTIAC
Calculations as of 06/30/2020

GL NUMBER	DESCRIPTION	2019-20 ACTIVITY THRU 06/30/20	2019-20 PROJECTED ACTIVITY	2020-21 MAYOR REC. BUDGET	2021-22 MAYOR REC. BUDGET	2022-23 MAYOR REC. BUDGET	2023-24 MAYOR REC. BUDGET	2024-25 MAYOR REC. BUDGET
Function: COMMUNITY AND ECONOMIC DEVELOPMENT								
Dept 690 - REDEVELOPMENT AND HOUSING								
PERSONNEL SERVICES								
101-690-702.000	Salaries & Wages	58,005	92,861	241,589	248,837	256,302	263,991	271,911
101-690-702.004	Overtime Wages	5,845	6,632	6,726	6,927	7,135	7,349	7,570
101-690-715.000	F.I.C.A. - City Contribution	5,029	8,036	19,278	19,856	20,452	21,065	21,697
101-690-716.000	MEDICAL INSURANCE	6,891	10,769	44,013	45,333	46,693	48,094	49,537
101-690-717.000	Life Insurance	199	399	3,329	3,429	3,532	3,638	3,747
101-690-718.500	MERS EMPLOYER CONTRIBUTIONS	808	1,271	14,833	15,278	15,736	16,208	16,694
101-690-719.000	Workers Compensation Insurance	199	328	6,275	6,463	6,657	6,857	7,062
101-690-719.001	Dental Insurance	324	2,233	2,049	2,110	2,174	2,239	2,306
101-690-719.007	WORKERS COMP ALLOCATION		12,139	21,110	21,743	22,396	23,067	23,759
101-690-721.010	Health Care Waiver	2,384	3,926	2,809	2,894	2,981	3,070	3,162
NET OF REVENUES/APPROPRIATIONS - PERSONNEL SERVICES		(79,684)	(138,594)	(362,011)	(372,870)	(384,058)	(395,578)	(407,445)
SUPPLIES								
101-690-727.000	Office Supplies			1,250	1,281	1,313	1,346	1,380
101-690-728.000	Postage	4,018	100	500	513	525	538	552
NET OF REVENUES/APPROPRIATIONS - SUPPLIES		(4,018)	(100)	(1,750)	(1,794)	(1,838)	(1,884)	(1,932)
OTHER SERVICES AND CHARGES								
101-690-804.016	LEGAL SERVICES-IRON MOUNTAIN	2,665	3,000	3,500	3,588	3,677	3,769	3,863
101-690-807.000	Services - Membership Dues			7,500	7,688	7,880	8,077	8,279
101-690-816.003	Services - Demolition	23,770	106,000	50,000	51,250	52,531	53,845	55,191
101-690-816.009	PROFESSIONAL SERV. - CENSUS	(17,611)	25,000					
101-690-816.010	BUGHT COURT		90,000	90,000	92,250	94,556	96,920	99,343
101-690-818.000	Other Professional Services	20,797	30,000	17,600	18,040	18,491	18,953	19,427
101-690-818.060	Prof. Serv-Wade Trim	26,325	30,000					
101-690-818.372	NUISANCE ABATEMENT-COURT ORDERED	16,677	40,000					
101-690-851.000	SERVICES - COMMUNICATIONS-TELEPHONE	341	430	390	400	410	420	430
101-690-852.010	SERVICES - CABLE TV/INTERNET	550	765	560	574	588	603	618
101-690-861.000	Travel Expenses		1,000	1,000	1,025	1,051	1,077	1,104
101-690-901.000	Printing and Bindery Service		150	500	513	525	538	552
101-690-902.000	Advertising	4,265	5,000	6,000	6,150	6,304	6,461	6,623
101-690-914.000	Insurance Property Coverage	15,518	22,262	16,352	16,761	17,180	17,609	18,050
101-690-942.000	Services - Equipment Rentl Non-City	19	50	50	51	53	54	55
101-690-942.002	COPIER SUPPLIES		500	500	513	525	538	552
101-690-956.239	CONTRIBUTION TO TIFA 2		279,957	277,005	250,896	235,283	219,667	
101-690-956.240	CONTRIBUTION TO TIFA 3		372,708	363,075	691,146	724,071	355,602	384,010
101-690-957.002	Training Expense		3,000	3,000	3,075	3,152	3,231	3,311
NET OF REVENUES/APPROPRIATIONS - OTHER SERVICES AND CHARGES		(93,316)	(1,009,822)	(837,032)	(1,143,920)	(1,166,277)	(787,364)	(601,408)
NET OF REVENUES/APPROPRIATIONS - 690 - REDEVELOPMENT AND HOUSING		(177,018)	(1,148,516)	(1,200,793)	(1,518,584)	(1,552,173)	(1,184,826)	(1,010,785)

04/30/2020

BUDGET REPORT FOR CITY OF PONTIAC
Calculations as of 06/30/2020

GL NUMBER	DESCRIPTION	2019-20 ACTIVITY THRU 06/30/20	2019-20 PROJECTED ACTIVITY	2020-21 MAYOR REC. BUDGET	2021-22 MAYOR REC. BUDGET	2022-23 MAYOR REC. BUDGET	2023-24 MAYOR REC. BUDGET	2024-25 MAYOR REC. BUDGET
Dept 721 - PLANNING								
PERSONNEL SERVICES								
101-721-702.000	Salaries & Wages	106,938	166,008	185,318	190,877	196,603	202,502	208,577
101-721-707.003	CELL PHONE STIPEND			600	618	637	656	675
101-721-715.000	F.I.C.A. - City Contribution	8,012	12,449	14,284	14,713	15,154	15,609	16,077
101-721-716.000	MEDICAL INSURANCE	11,397	17,652	21,079	21,712	22,363	23,034	23,725
101-721-717.000	Life Insurance	655	1,155	2,629	2,708	2,789	2,873	2,959
101-721-718.500	MERS EMPLOYER CONTRIBUTIONS	1,612	2,450	2,757	2,840	2,925	3,012	3,103
101-721-719.000	Workers Compensation Insurance	294	485	594	611	630	649	668
101-721-719.001	Dental Insurance	250	1,544	1,141	1,175	1,210	1,247	1,284
101-721-721.010	Health Care Walver	720	1,185					
NET OF REVENUES/APPROPRIATIONS - PERSONNEL SERVICES		(129,878)	(202,928)	(228,402)	(235,254)	(242,311)	(249,582)	(257,068)
SUPPLIES								
101-721-727.000	Office Supplies	1,657	2,339	7,000	7,175	7,354	7,538	7,727
101-721-728.000	Postage	2,737		3,000	3,075	3,152	3,231	3,311
101-721-729.001	Printed Forms	70	515	750	769	788	808	828
101-721-731.001	COMPUTER SUPPLIES	3,195	3,500	4,000	4,100	4,203	4,308	4,415
101-721-731.003	COMPUTER EQUIPMENT		1,000					
NET OF REVENUES/APPROPRIATIONS - SUPPLIES		(7,659)	(7,354)	(14,750)	(15,119)	(15,497)	(15,885)	(16,281)
OTHER SERVICES AND CHARGES								
101-721-807.000	Services - Membership Dues	390	1,000	1,500	1,538	1,576	1,615	1,656
101-721-818.000	Other Professional Services	9,500	13,538	15,000	15,375	15,759	16,153	16,557
101-721-851.000	SERVICES - COMMUNICATIONS-TELEPHONE	249	314	200	205	210	215	221
101-721-852.010	SERVICES - CABLE TV/INTERNET	413	565	380	390	399	409	419
101-721-861.000	Travel Expenses			500	513	525	538	552
101-721-902.005	Public Notices	3,832	5,150	6,000	6,150	6,304	6,461	6,623
101-721-914.000	Insurance Property Coverage	10,119	15,178	16,352	16,761	17,180	17,609	18,050
101-721-942.000	Services - Equipment Rentl Non-City	116	515	250	256	263	269	276
101-721-957.002	Training Expense	850	5,150	900	923	946	969	993
NET OF REVENUES/APPROPRIATIONS - OTHER SERVICES AND CHARGES		(25,469)	(41,410)	(41,082)	(42,111)	(43,162)	(44,238)	(45,347)
NET OF REVENUES/APPROPRIATIONS - 721 - PLANNING		(163,006)	(251,692)	(284,234)	(292,484)	(300,970)	(309,705)	(318,696)

04/30/2020

BUDGET REPORT FOR CITY OF PONTIAC
Calculations as of 06/30/2020

GL NUMBER	DESCRIPTION	2019-20 ACTIVITY THRU 06/30/20	2019-20 PROJECTED ACTIVITY	2020-21 MAYOR REC. BUDGET	2021-22 MAYOR REC. BUDGET	2022-23 MAYOR REC. BUDGET	2023-24 MAYOR REC. BUDGET	2024-25 MAYOR REC. BUDGET
Dept 733 - CODE ENFORCEMENT								
PERSONNEL SERVICES								
101-733-702.000	Salaries & Wages	150,604	231,916	266,475	274,469	282,703	291,185	299,920
101-733-707.003	CELL PHONE STIPEND			600	618	637	656	675
101-733-715.000	F.I.C.A. - City Contribution	12,327	18,994	21,574	22,222	22,888	23,575	24,282
101-733-716.000	MEDICAL INSURANCE	2,470	3,099	44,012	45,332	46,692	48,093	49,536
101-733-717.000	Life Insurance	823	1,423	4,196	4,322	4,452	4,586	4,723
101-733-718.500	MERS EMPLOYER CONTRIBUTIONS	3,376	5,261	11,234	11,571	11,918	12,276	12,644
101-733-719.000	Workers Compensation Insurance	4,207	6,927	2,028	2,089	2,151	2,216	2,282
101-733-719.001	Dental Insurance	343	1,997	3,436	3,539	3,645	3,755	3,867
101-733-721.010	Health Care Waiver	10,814	16,801	16,347	16,837	17,342	17,863	18,398
NET OF REVENUES/APPROPRIATIONS - PERSONNEL SERVICES		(184,964)	(286,418)	(369,902)	(380,999)	(392,428)	(404,205)	(416,327)
SUPPLIES								
101-733-727.000	Office Supplies	2,129	3,006	3,000	3,075	3,152	3,231	3,311
101-733-728.000	Postage			1,500	1,538	1,576	1,615	1,656
101-733-731.003	COMPUTER EQUIPMENT	946	946	4,000	4,100	4,203	4,308	4,415
101-733-746.001	Personal Protective Wear		300	600	615	630	646	662
101-733-749.001	Motor Fuel, Oil & Lubricants	2,269	2,918	3,000	3,075	3,152	3,231	3,311
NET OF REVENUES/APPROPRIATIONS - SUPPLIES		(5,344)	(7,170)	(12,100)	(12,403)	(12,713)	(13,031)	(13,355)
OTHER SERVICES AND CHARGES								
101-733-807.000	Services - Membership Dues	300	1,000	1,000	1,025	1,051	1,077	1,104
101-733-818.000	Other Professional Services			30,000	30,750	31,519	32,307	33,114
101-733-818.005	Equipment Towing Charges		500	500	513	525	538	552
101-733-818.006	Contractual Mowing Services	4,055	5,000	25,000	25,625	26,266	26,922	27,595
101-733-851.000	SERVICES - COMMUNICATIONS-TELEPHONE	393	494	390	400	410	420	430
101-733-852.010	SERVICES - CABLE TV/INTERNET	2,371	3,129	2,950	3,024	3,099	3,177	3,256
101-733-861.000	Travel Expenses		750	1,600	1,640	1,681	1,723	1,766
101-733-902.005	Public Notices			850	871	893	915	938
101-733-914.000	Insurance Property Coverage	18,342	27,513	36,828	37,749	38,692	39,660	40,651
101-733-932.004	Services - Maintenance-Vehicles	221	1,500	1,500	1,538	1,576	1,615	1,656
101-733-942.002	COPIER SUPPLIES		500	500	513	525	538	552
101-733-957.002	Training Expense	1,394	3,600	3,600	3,690	3,782	3,877	3,974
NET OF REVENUES/APPROPRIATIONS - OTHER SERVICES AND CHARGES		(27,076)	(43,986)	(104,718)	(107,338)	(110,019)	(112,769)	(115,588)
NET OF REVENUES/APPROPRIATIONS - 733 - CODE ENFORCEMENT		(217,384)	(337,574)	(486,720)	(500,740)	(515,160)	(530,005)	(545,270)
NET OF REVENUES/APPROPRIATIONS - COMMUNITY AND ECONOMIC DEVELOPMENT		(557,408)	(1,737,782)	(1,971,747)	(2,311,808)	(2,368,303)	(2,024,536)	(1,974,751)

04/30/2020

BUDGET REPORT FOR CITY OF PONTIAC
Calculations as of 06/30/2020

GL NUMBER	DESCRIPTION	2019-20 ACTIVITY THRU 06/30/20	2019-20 PROJECTED ACTIVITY	2020-21 MAYOR REC. BUDGET	2021-22 MAYOR REC. BUDGET	2022-23 MAYOR REC. BUDGET	2023-24 MAYOR REC. BUDGET	2024-25 MAYOR REC. BUDGET
Function: RECREATION AND CULTURE								
Dept 756 - RECREATION FACILITY								
CAPITAL OUTLAY								
101-756-971.001	Land Acqulsition of Real Property			3,150,000				
	NET OF REVENUES/APPROPRIATIONS - CAPITAL OUTLAY			(3,150,000)				
	NET OF REVENUES/APPROPRIATIONS - 756 - RECREATION FACILITY			(3,150,000)				
Dept 774 - CITY EVENTS								
OTHER SERVICES AND CHARGES								
101-774-745.002	CITY EVENTS - DREAM CRUISE	50,443	50,592	51,000	52,275	53,582	54,921	56,294
101-774-745.003	CITY EVENTS	16,517	42,225	34,950	35,824	36,719	37,637	38,578
	NET OF REVENUES/APPROPRIATIONS - OTHER SERVICES AND CHARGES	(66,960)	(92,817)	(85,950)	(88,099)	(90,301)	(92,558)	(94,872)
	NET OF REVENUES/APPROPRIATIONS - 774 - CITY EVENTS	(66,960)	(92,817)	(85,950)	(88,099)	(90,301)	(92,558)	(94,872)

04/30/2020

BUDGET REPORT FOR CITY OF PONTIAC
Calculations as of 06/30/2020

GL NUMBER	DESCRIPTION	2019-20 ACTIVITY THRU 06/30/20	2019-20 PROJECTED ACTIVITY	2020-21 MAYOR REC. BUDGET	2021-22 MAYOR REC. BUDGET	2022-23 MAYOR REC. BUDGET	2023-24 MAYOR REC. BUDGET	2024-25 MAYOR REC. BUDGET
Dept 818 - PARKS GROUNDS MAINTENANCE								
PERSONNEL SERVICES								
101-818-702.000	Salaries & Wages	14,061	23,154	14,815	15,260	15,717	16,189	16,675
101-818-702.004	Overtime Wages	1,715	3,415	125	129	132	136	140
101-818-707.003	CELL PHONE STIPEND	350	600	600	618	637	656	675
101-818-715.000	F.I.C.A. - City Contribution	1,209	1,991	1,350	1,391	1,432	1,475	1,520
101-818-716.000	MEDICAL INSURANCE	1,078	1,775	3,314	3,413	3,516	3,621	3,730
101-818-717.000	Life Insurance	52	152	213	220	226	233	240
101-818-718.500	MERS EMPLOYER CONTRIBUTIONS	271	446	473	487	502	517	532
101-818-719.000	Workers Compensation Insurance	1,035	1,705	768	791	814	839	864
101-818-719.001	Dental Insurance	26	396	114	118	121	125	129
NET OF REVENUES/APPROPRIATIONS - PERSONNEL SERVICES		(19,797)	(33,634)	(21,772)	(22,427)	(23,097)	(23,791)	(24,505)
SUPPLIES								
101-818-745.012	Recreation Supplies - Parks		3,200	70,000	71,750	73,544	75,382	77,267
101-818-746.001	Personal Protective Wear		1,200	1,800	1,845	1,891	1,938	1,987
101-818-749.001	Motor Fuel, Oil & Lubricants		1,500					
101-818-749.002	Tools & Supplies	4,040	5,000	10,000	10,250	10,506	10,769	11,038
101-818-749.005	Equipment Maintenance Supplies	827	2,000	2,000	2,050	2,101	2,154	2,208
101-818-776.002	Building Maintenance Supplies		5,000	5,000	5,125	5,253	5,384	5,519
101-818-779.001	Sand & Gravel	4,524	5,000	5,000	5,125	5,253	5,384	5,519
101-818-780.001	Forestry Supplies		500	500	513	525	538	552
101-818-780.005	Grounds Maintenance Supplies		2,500					
NET OF REVENUES/APPROPRIATIONS - SUPPLIES		(9,391)	(25,900)	(94,300)	(96,658)	(99,073)	(101,549)	(104,090)
OTHER SERVICES AND CHARGES								
101-818-808.000	PARKS AND NEIGHBORHOOD PROJECTS	12,115	100,000	50,000	51,250	52,531	53,845	55,191
101-818-818.000	Other Professional Services	10,639	16,094	35,000	35,875	36,772	37,691	38,633
101-818-818.006	Contractual Mowing Services	83,457	100,000	100,000	102,500	105,063	107,689	110,381
101-818-818.236	PROF. SERVICE - TREE SERVICES	64,594	136,594	125,000	128,125	131,328	134,611	137,977
101-818-818.245	PROF. SERV - SNOW REMOVAL			6,000	6,150	6,304	6,461	6,623
101-818-822.000	Services-Collected Waste Disposal		3,000					
101-818-914.000	Insurance Property Coverage	2,566	3,594	7,651	7,842	8,038	8,239	8,445
101-818-921.000	Utilities Electricity	2,126	3,650	3,650	3,741	3,835	3,931	4,029
101-818-922.000	Utilities Water & Sewer	4,832	10,036	10,538	10,801	11,071	11,348	11,632
101-818-931.000	Services - Buildings and Grounds	395	2,500	2,500	2,563	2,627	2,692	2,760
101-818-931.002	Services - Ground Maintenance	308	2,500	2,500	2,563	2,627	2,692	2,760
101-818-942.000	Services - Equipment Rentl Non-City	9,327	12,436	10,000	10,250	10,506	10,769	11,038
NET OF REVENUES/APPROPRIATIONS - OTHER SERVICES AND CHARGES		(190,359)	(390,404)	(352,839)	(361,660)	(370,702)	(379,968)	(389,469)
NET OF REVENUES/APPROPRIATIONS - 818 - PARKS GROUNDS MAINTENANCE		(219,547)	(449,938)	(468,911)	(480,745)	(492,872)	(505,308)	(518,064)
NET OF REVENUES/APPROPRIATIONS - RECREATION AND CULTURE		(286,507)	(542,755)	(3,704,861)	(568,844)	(583,173)	(597,866)	(612,936)

04/30/2020

BUDGET REPORT FOR CITY OF PONTIAC
Calculations as of 06/30/2020

GL NUMBER	DESCRIPTION	2019-20 ACTIVITY THRU 06/30/20	2019-20 PROJECTED ACTIVITY	2020-21 MAYOR REC. BUDGET	2021-22 MAYOR REC. BUDGET	2022-23 MAYOR REC. BUDGET	2023-24 MAYOR REC. BUDGET	2024-25 MAYOR REC. BUDGET
Function: OTHER FUNCTIONS								
Dept 861 - Retiree Fringes								
PERSONNEL SERVICES								
101-861-718.002	P&F Pension - City Contribution		1,835,294	2,248,844	2,000,000	2,000,000	2,000,000	2,000,000
101-861-718.007	GERS VEBA - City Contribution				1,500,000	1,500,000	1,500,000	1,500,000
	NET OF REVENUES/APPROPRIATIONS - PERSONNEL SERVICES		(1,835,294)	(2,248,844)	(3,500,000)	(3,500,000)	(3,500,000)	(3,500,000)
	NET OF REVENUES/APPROPRIATIONS - 861 - Retiree Fringes		(1,835,294)	(2,248,844)	(3,500,000)	(3,500,000)	(3,500,000)	(3,500,000)
Dept 870 - UNEMPLOYMENT COMPENSATION								
PERSONNEL SERVICES								
101-870-723.001	Unemployment Compensation	11,029	50,000	10,000	10,300	10,609	10,927	11,255
	NET OF REVENUES/APPROPRIATIONS - PERSONNEL SERVICES	(11,029)	(50,000)	(10,000)	(10,300)	(10,609)	(10,927)	(11,255)
	NET OF REVENUES/APPROPRIATIONS - 870 - UNEMPLOYMENT COMPENSATION	(11,029)	(50,000)	(10,000)	(10,300)	(10,609)	(10,927)	(11,255)
	NET OF REVENUES/APPROPRIATIONS - OTHER FUNCTIONS	(11,029)	(1,885,294)	(2,258,844)	(3,510,300)	(3,510,609)	(3,510,927)	(3,511,255)
Function: TRANSFERS (OUT) AND OTHER SOURCES								
Dept 966 - Transfers To / From Other Funds								
OPERATING TRANSFERS IN								
101-966-699.239	TRANSFER IN FROM FUND 239							100,191
101-966-699.252	TRANSFER IN FROM FUND 252			30,336				
101-966-699.263	TRANSFER IN FROM FUND 263			3,639				
101-966-699.276	TRANSFER IN FROM FUND 276	17,827	21,000	21,000	21,525	22,063	22,615	23,180
101-966-699.280	TRANSFER IN FROM FUND 280		275,000	7,750				
	NET OF REVENUES/APPROPRIATIONS - OPERATING TRANSFERS IN	17,827	296,000	62,725	21,525	22,063	22,615	123,371
APPROPRIATION (OPERATING) TRANSFERS (OUT)								
101-966-999.209	TRANSFER OUT TO FUND 209		609,183	687,491	313,400	310,638	314,148	322,680
101-966-999.276	TRANSFER OUT TO FUND 276	1,341,053	1,349,555	1,850,209	1,860,109	1,938,286	2,019,037	2,102,438
101-966-999.585	TRANSFER OUT TO FUND 585		564	381,803	259,626	266,273	273,092	280,085
	NET OF REVENUES/APPROPRIATIONS - APPROPRIATION (OPERATING) TRANSFERS (OUT)	(1,341,053)	(1,959,302)	(2,919,503)	(2,433,135)	(2,515,197)	(2,606,277)	(2,705,203)
	NET OF REVENUES/APPROPRIATIONS - 966 - Transfers To / From Other Funds	(1,323,226)	(1,663,302)	(2,856,778)	(2,411,610)	(2,493,134)	(2,583,662)	(2,581,832)
	NET OF REVENUES/APPROPRIATIONS - TRANSFERS (OUT) AND OTHER SOURCES	(1,323,226)	(1,663,302)	(2,856,778)	(2,411,610)	(2,493,134)	(2,583,662)	(2,581,832)
ESTIMATED REVENUES - FUND 0.00								
APPROPRIATIONS - FUND 0.00								
	NET OF REVENUES/APPROPRIATIONS - FUND 101	4,976,027	2,333,722	(5,294,277)	(1,395,866)	(2,224,609)	(2,108,397)	(2,875,220)
	BEGINNING FUND BALANCE	18,591,032	18,591,032	20,924,754	15,630,477	14,234,611	12,010,002	9,901,605
	ENDING FUND BALANCE	23,567,059	20,924,754	15,630,477	14,234,611	12,010,002	9,901,605	7,026,385

04/30/2020

BUDGET REPORT FOR CITY OF PONTIAC
Calculations as of 06/30/2020

GL NUMBER	DESCRIPTION	2019-20 ACTIVITY THRU 06/30/20	2019-20 PROJECTED ACTIVITY	2020-21 MAYOR REC. BUDGET	2021-22 MAYOR REC. BUDGET	2022-23 MAYOR REC. BUDGET	2023-24 MAYOR REC. BUDGET	2024-25 MAYOR REC. BUDGET
Fund 202 - MAJOR STREETS								
Function: Unclassified								
Dept 000								
STATE GRANTS								
202-000-539.000	State grants			200,000				
202-000-539.001	STATE GRANT PA-252 ROADS	217,968	217,968					
202-000-577.000	State gas & weight	4,291,001	5,939,100	5,622,659	6,104,570	6,257,184	6,413,614	6,573,954
NET OF REVENUES/APPROPRIATIONS - STATE GRANTS		4,508,969	6,157,068	5,822,659	6,104,570	6,257,184	6,413,614	6,573,954
OTHER REVENUE								
202-000-686.000	REIMBURSEMENTS	(150,354)	(150,354)					
NET OF REVENUES/APPROPRIATIONS - OTHER REVENUE		(150,354)	(150,354)					
INTEREST AND RENTS								
202-000-665.001	Investments Income	23,030	30,207	25,700	25,829	25,958	26,087	26,218
202-000-665.100	UNREALIZED MARKET ADJUSTMENTS	844	1,266					
NET OF REVENUES/APPROPRIATIONS - INTEREST AND RENTS		23,874	31,473	25,700	25,829	25,958	26,087	26,218
NET OF REVENUES/APPROPRIATIONS - 000 -		4,382,489	6,038,187	5,848,359	6,130,399	6,283,142	6,439,701	6,600,172
NET OF REVENUES/APPROPRIATIONS - Unclassified		4,382,489	6,038,187	5,848,359	6,130,399	6,283,142	6,439,701	6,600,172
Function: PUBLIC WORKS								
Dept 443 - NONMOTORIZED								
OTHER SERVICES AND CHARGES								
202-443-816.000	Services - Contracted Construction	88,260	200,000	213,157	150,000	150,000	150,000	150,000
NET OF REVENUES/APPROPRIATIONS - OTHER SERVICES AND CHARGES		(88,260)	(200,000)	(213,157)	(150,000)	(150,000)	(150,000)	(150,000)
NET OF REVENUES/APPROPRIATIONS - 443 - NONMOTORIZED		(88,260)	(200,000)	(213,157)	(150,000)	(150,000)	(150,000)	(150,000)
Dept 458 - PUBLIC WORKS OPERATIONS								
OTHER SERVICES AND CHARGES								
202-458-962.022	101 Admin Allocation-To Other Funds	159,868	213,157	192,286	198,055	203,996	210,116	216,420
202-458-967.010	DPW SUPPORT SERVICES	72,023	96,030	96,030	98,911	101,878	104,935	108,083
NET OF REVENUES/APPROPRIATIONS - OTHER SERVICES AND CHARGES		(231,891)	(309,187)	(288,316)	(296,966)	(305,874)	(315,051)	(324,503)
NET OF REVENUES/APPROPRIATIONS - 458 - PUBLIC WORKS OPERATIONS		(231,891)	(309,187)	(288,316)	(296,966)	(305,874)	(315,051)	(324,503)

04/30/2020

BUDGET REPORT FOR CITY OF PONTIAC
Calculations as of 06/30/2020

GL NUMBER	DESCRIPTION	2019-20 ACTIVITY THRU 06/30/20	2019-20 PROJECTED ACTIVITY	2020-21 MAYOR REC. BUDGET	2021-22 MAYOR REC. BUDGET	2022-23 MAYOR REC. BUDGET	2023-24 MAYOR REC. BUDGET	2024-25 MAYOR REC. BUDGET
Dept 463 - Routine Maintenance Roads								
PERSONNEL SERVICES								
202-463-702.000	Salaries & Wages	98,323	155,602	181,786	187,240	192,857	198,643	204,602
202-463-702.002	Temporary Employee Wages	3,252	5,355					
202-463-702.004	Overtime Wages	9,032	14,710	7,291	7,510	7,735	7,967	8,206
202-463-715.000	F.I.C.A. - City Contribution	8,347	13,254	15,623	16,092	16,575	17,072	17,584
202-463-716.000	MEDICAL INSURANCE	4,766	7,644	26,930	27,738	28,570	29,428	30,310
202-463-717.000	Life Insurance	468	770	2,438	2,511	2,587	2,664	2,744
202-463-718.500	MERS EMPLOYER CONTRIBUTIONS	3,044	4,837	9,312	9,591	9,879	10,176	10,481
202-463-719.000	Workers Compensation Insurance	7,528	12,395	11,104	11,437	11,780	12,133	12,497
202-463-719.001	Dental Insurance	320	490	2,115	2,179	2,244	2,311	2,381
NET OF REVENUES/APPROPRIATIONS - PERSONNEL SERVICES		(135,080)	(215,057)	(256,599)	(264,298)	(272,227)	(280,394)	(288,805)
SUPPLIES								
202-463-749.001	Motor Fuel, Oil & Lubricants	1,597	1,597	3,500	3,588	3,677	3,769	3,863
202-463-777.005	STREET LIGHT PARTS & SUPPLIES	42,638	56,750	90,000	92,250	94,556	96,920	99,343
202-463-779.005	Surface Maint. - Temporary Asphalt	14,908	70,000	70,000	71,750	73,544	75,382	77,267
202-463-779.006	Surface Maint. - Permanent Asphalt	8,059	25,000	25,000	25,625	26,266	26,922	27,595
202-463-779.008	Pavement Markings	66,942	131,750	231,750	237,544	243,482	249,569	255,809
202-463-779.009	Other Road Maintenance Supplies	14	5,000	5,000	5,125	5,253	5,384	5,519
NET OF REVENUES/APPROPRIATIONS - SUPPLIES		(134,208)	(290,097)	(425,250)	(435,882)	(446,778)	(457,946)	(469,396)
OTHER SERVICES AND CHARGES								
202-463-806.000	Engineering Services	164,144	200,000	200,000	205,000	210,125	215,378	220,763
202-463-806.001	STORMWATER SERVICES	267,379	270,000	300,000	307,500	315,188	323,067	331,144
202-463-816.000	Services - Contracted Construction	1,600	150,000	150,000	153,750	157,594	161,534	165,572
202-463-818.000	Other Professional Services	4,604	6,905	50,000	51,250	52,531	53,845	55,191
202-463-818.006	Contractual Mowing Services	21,694	35,000	35,000	35,875	36,772	37,691	38,633
202-463-818.049	Prof Tech License Fee Reimbur			2,500	2,563	2,627	2,692	2,760
202-463-818.230	PROF. SERV - STREETLIGHT REPAIR	186,795	231,277	260,000	266,500	273,163	279,992	286,991
202-463-818.236	PROF. SERVICE - TREE SERVICES	18,250	6,500	50,000	51,250	52,531	53,845	55,191
202-463-818.257	PROF SERV - GUARDRAILS		20,000	20,000	20,500	21,013	21,538	22,076
202-463-818.260	OTHER PROF. SERV. - STREET PATCHING	143,197	207,548	200,000	205,000	210,125	215,378	220,763
202-463-822.000	Services-Collected Waste Disposal	2,564	5,000	5,000	5,125	5,253	5,384	5,519
202-463-931.002	Services - Ground Maintenance	333	2,133	15,000	15,375	15,759	16,153	16,557
202-463-942.000	Services - Equipment Rentl Non-City	9,950	38,950	45,000	46,125	47,278	48,460	49,672
202-463-943.000	Services - Equip Rentl City-Owned	144,488	205,997	200,000	205,000	210,125	215,378	220,763
202-463-957.002	Training Expense		3,000					
NET OF REVENUES/APPROPRIATIONS - OTHER SERVICES AND CHARGES		(964,998)	(1,382,310)	(1,532,500)	(1,570,813)	(1,610,084)	(1,650,335)	(1,691,595)

04/30/2020

BUDGET REPORT FOR CITY OF PONTIAC
Calculations as of 06/30/2020

GL NUMBER	DESCRIPTION	2019-20 ACTIVITY THRU 06/30/20	2019-20 PROJECTED ACTIVITY	2020-21 MAYOR REC. BUDGET	2021-22 MAYOR REC. BUDGET	2022-23 MAYOR REC. BUDGET	2023-24 MAYOR REC. BUDGET	2024-25 MAYOR REC. BUDGET
CAPITAL OUTLAY								
202-463-974.055	TO BE DETERMINED ROAD	193,910	350,000					
202-463-974.066	HILL STREET	75,543	75,543					
202-463-974.070	JOSLYN	3,165	3,165					
202-463-974.071	UNIVERSITY DRIVE		30,000					
202-463-974.074	ROAD CONSTRUCTION			3,387,366	1,474,090	330,387	6,488,000	2,786,000
202-463-978.000	JOSLYN : PERRY TO WALTON	249,615	249,615					
202-463-980.000	UNIVERSITY DRIVE : MLK TO E. CITY LIMIT	931,212	3,100,000					
202-463-982.000	SOUTH BLVD : WOODWARD TO MLK	31,943	31,943					
202-463-987.000	PERRY	45,301	45,301					
202-463-988.000	MILL	155,395	155,395					
NET OF REVENUES/APPROPRIATIONS - CAPITAL OUTLAY		(1,686,084)	(4,040,962)	(3,387,366)	(1,474,090)	(330,387)	(6,488,000)	(2,786,000)
NET OF REVENUES/APPROPRIATIONS - 463 - Routine Maintenance Roads		(2,920,370)	(5,928,426)	(5,601,715)	(3,745,083)	(2,659,476)	(8,876,675)	(5,235,796)
Dept 478 - Winter Maintenance								
PERSONNEL SERVICES								
202-478-702.000	Salaries & Wages	10,770	14,812	103,558	106,665	109,865	113,161	116,555
202-478-702.004	Overtime Wages	27,107	36,277	26,557	27,354	28,174	29,019	29,890
202-478-715.000	F.I.C.A. - City Contribution	2,860	3,857	9,029	9,300	9,579	9,866	10,162
202-478-716.000	MEDICAL INSURANCE	1,762	2,398	27,196	28,012	28,853	29,718	30,610
202-478-717.000	Life Insurance	83	123	1,478	1,522	1,568	1,615	1,664
202-478-718.500	MERS EMPLOYER CONTRIBUTIONS	598	866	4,982	5,131	5,285	5,444	5,607
202-478-719.000	Workers Compensation Insurance	1,728	2,845	6,490	6,685	6,886	7,092	7,305
202-478-719.001	Dental Insurance	88	93	1,245	1,283	1,321	1,361	1,402
NET OF REVENUES/APPROPRIATIONS - PERSONNEL SERVICES		(44,996)	(61,271)	(180,535)	(185,952)	(191,531)	(197,276)	(203,195)
SUPPLIES								
202-478-779.004	SNOW REMOV SUPPLIES	39,035	39,035	90,000	92,250	94,556	96,920	99,343
202-478-779.009	Other Road Maintenance Supplies		5,000	5,000	5,125	5,253	5,384	5,519
NET OF REVENUES/APPROPRIATIONS - SUPPLIES		(39,035)	(44,035)	(95,000)	(97,375)	(99,809)	(102,304)	(104,862)
OTHER SERVICES AND CHARGES								
202-478-818.245	PROF. SERV - SNOW REMOVAL	3,425	3,425	15,000	15,375	15,759	16,153	16,557
202-478-943.000	Services - Equip Rentr City-Owned	89,797	150,000	150,000	153,750	157,594	161,534	165,572
NET OF REVENUES/APPROPRIATIONS - OTHER SERVICES AND CHARGES		(93,222)	(153,425)	(165,000)	(169,125)	(173,353)	(177,687)	(182,129)
NET OF REVENUES/APPROPRIATIONS - 478 - Winter Maintenance		(177,253)	(258,731)	(440,535)	(452,452)	(464,693)	(477,267)	(490,186)

04/30/2020

BUDGET REPORT FOR CITY OF PONTIAC
Calculations as of 06/30/2020

GL NUMBER	DESCRIPTION	2019-20 ACTIVITY THRU 06/30/20	2019-20 PROJECTED ACTIVITY	2020-21 MAYOR REC. BUDGET	2021-22 MAYOR REC. BUDGET	2022-23 MAYOR REC. BUDGET	2023-24 MAYOR REC. BUDGET	2024-25 MAYOR REC. BUDGET
Dept 485 - TRAFFIC CONTROL								
PERSONNEL SERVICES								
202-485-702.000	Salaries & Wages			21,805	22,459	23,133	23,827	24,542
202-485-702.004	Overtime Wages			133	137	141	145	150
202-485-715.000	F.I.C.A. - City Contribution			1,690	1,741	1,793	1,847	1,902
202-485-716.000	MEDICAL INSURANCE			8,927	9,194	9,470	9,754	10,047
202-485-717.000	Life Insurance			327	337	347	357	368
202-485-718.500	MERS EMPLOYER CONTRIBUTIONS			1,632	1,681	1,731	1,783	1,836
202-485-719.000	Workers Compensation Insurance			1,086	1,119	1,153	1,187	1,223
202-485-719.001	Dental Insurance			425	438	451	465	479
NET OF REVENUES/APPROPRIATIONS - PERSONNEL SERVICES				(36,025)	(37,106)	(38,219)	(39,365)	(40,547)
OTHER SERVICES AND CHARGES								
202-485-818.000	Other Professional Services	90,050	154,371	150,000	153,750	157,594	161,534	165,572
202-485-924.003	Utilities traffic signals	41,092	53,887	60,000	61,500	63,038	64,613	66,229
NET OF REVENUES/APPROPRIATIONS - OTHER SERVICES AND CHARGES		(131,142)	(208,258)	(210,000)	(215,250)	(220,632)	(226,147)	(231,801)
NET OF REVENUES/APPROPRIATIONS - 485 - TRAFFIC CONTROL		(131,142)	(208,258)	(246,025)	(252,356)	(258,851)	(265,512)	(272,348)
NET OF REVENUES/APPROPRIATIONS - PUBLIC WORKS		(3,548,916)	(6,904,602)	(6,789,748)	(4,896,857)	(3,838,894)	(10,084,505)	(6,472,833)
Function: TRANSFERS (OUT) AND OTHER SOURCES								
Dept 966 - Transfers To / From Other Funds								
OPERATING TRANSFERS IN								
202-966-699.203	TRANSFER IN FROM FUND 203		600,000					
NET OF REVENUES/APPROPRIATIONS - OPERATING TRANSFERS IN			600,000					
NET OF REVENUES/APPROPRIATIONS - 966 - Transfers To / From Other Funds			600,000					
NET OF REVENUES/APPROPRIATIONS - TRANSFERS (OUT) AND OTHER SOURCES			600,000					
ESTIMATED REVENUES - FUND 0.00		4,382,489	6,638,187	5,848,359	6,130,399	6,283,142	6,439,701	6,600,172
APPROPRIATIONS - FUND 0.00		3,548,916	6,904,602	6,789,748	4,896,857	3,838,894	10,084,505	6,472,833
NET OF REVENUES/APPROPRIATIONS - FUND 202		833,573	(266,415)	(941,389)	1,233,542	2,444,248	(3,644,804)	127,339
BEGINNING FUND BALANCE		2,492,967	2,492,967	2,226,552	1,285,163	2,518,705	4,962,953	1,318,149
ENDING FUND BALANCE		3,326,540	2,226,552	1,285,163	2,518,705	4,962,953	1,318,149	1,445,488

04/30/2020

BUDGET REPORT FOR CITY OF PONTIAC
Calculations as of 06/30/2020

GL NUMBER	DESCRIPTION	2019-20 ACTIVITY THRU 06/30/20	2019-20 PROJECTED ACTIVITY	2020-21 MAYOR REC. BUDGET	2021-22 MAYOR REC. BUDGET	2022-23 MAYOR REC. BUDGET	2023-24 MAYOR REC. BUDGET	2024-25 MAYOR REC. BUDGET
Fund 203 - Local Streets								
Function: Unclassified								
Dept 000								
STATE GRANTS								
203-000-577.000	State gas & weight	1,306,505	1,808,300	1,874,220	2,034,857	2,085,728	2,137,872	2,191,318
NET OF REVENUES/APPROPRIATIONS - STATE GRANTS		1,306,505	1,808,300	1,874,220	2,034,857	2,085,728	2,137,872	2,191,318
OTHER REVENUE								
203-000-671.000	MISCELLANEOUS REVENUE	10,732	10,732					
NET OF REVENUES/APPROPRIATIONS - OTHER REVENUE		10,732	10,732					
INTEREST AND RENTS								
203-000-665.001	Investments Income	69,412	92,010	27,941	28,081	28,221	28,362	28,504
203-000-665.100	UNREALIZED MARKET ADJUSTMENTS	1,064	444					
NET OF REVENUES/APPROPRIATIONS - INTEREST AND RENTS		70,476	92,454	27,941	28,081	28,221	28,362	28,504
NET OF REVENUES/APPROPRIATIONS - 000 -		1,387,713	1,911,486	1,902,161	2,062,938	2,113,949	2,166,234	2,219,822
NET OF REVENUES/APPROPRIATIONS - Unclassified		1,387,713	1,911,486	1,902,161	2,062,938	2,113,949	2,166,234	2,219,822
Function: PUBLIC WORKS								
Dept 443 - NONMOTORIZED								
CAPITAL OUTLAY								
203-443-974.009	Sidewalks	76,320	150,000	150,000	153,750	157,594	161,534	165,572
NET OF REVENUES/APPROPRIATIONS - CAPITAL OUTLAY		(76,320)	(150,000)	(150,000)	(153,750)	(157,594)	(161,534)	(165,572)
NET OF REVENUES/APPROPRIATIONS - 443 - NONMOTORIZED		(76,320)	(150,000)	(150,000)	(153,750)	(157,594)	(161,534)	(165,572)
Dept 458 - PUBLIC WORKS OPERATIONS								
OTHER SERVICES AND CHARGES								
203-458-962.022	101 Admin Allocation-To Other Funds	70,931	94,574	91,414	94,157	96,982	99,891	102,888
203-458-967.010	DPW SUPPORT SERVICES	25,757	34,343	34,343	35,373	36,434	37,528	38,653
NET OF REVENUES/APPROPRIATIONS - OTHER SERVICES AND CHARGES		(96,688)	(128,917)	(125,757)	(129,530)	(133,416)	(137,419)	(141,541)
NET OF REVENUES/APPROPRIATIONS - 458 - PUBLIC WORKS OPERATIONS		(96,688)	(128,917)	(125,757)	(129,530)	(133,416)	(137,419)	(141,541)

04/30/2020

BUDGET REPORT FOR CITY OF PONTIAC
Calculations as of 06/30/2020

GL NUMBER	DESCRIPTION	2019-20 ACTIVITY THRU 06/30/20	2019-20 PROJECTED ACTIVITY	2020-21 MAYOR REC. BUDGET	2021-22 MAYOR REC. BUDGET	2022-23 MAYOR REC. BUDGET	2023-24 MAYOR REC. BUDGET	2024-25 MAYOR REC. BUDGET
Dept 463 - Routine Maintenance Roads								
PERSONNEL SERVICES								
203-463-702.000	Salaries & Wages	59,943	95,074	106,871	110,077	113,379	116,781	120,284
203-463-702.004	Overtime Wages	6,777	10,892	3,813	3,927	4,045	4,167	4,292
203-463-715.000	F.J.C.A. - City Contribution	4,986	7,916	9,269	9,547	9,833	10,128	10,432
203-463-716.000	MEDICAL INSURANCE	3,076	4,921	28,790	29,654	30,543	31,460	32,403
203-463-717.000	Life Insurance	282	464	1,530	1,576	1,623	1,672	1,722
203-463-718.500	MERS EMPLOYER CONTRIBUTIONS	1,209	1,959	5,238	5,395	5,557	5,723	5,895
203-463-719.000	Workers Compensation Insurance	4,561	7,511	6,428	6,621	6,820	7,024	7,235
203-463-719.001	Dental Insurance	196	300	1,322	1,362	1,403	1,445	1,488
NET OF REVENUES/APPROPRIATIONS - PERSONNEL SERVICES		(81,030)	(129,037)	(163,261)	(168,159)	(173,203)	(178,400)	(183,751)
SUPPLIES								
203-463-749.001	Motor Fuel, Oil & Lubricants	10,157	17,413	18,000	18,450	18,911	19,384	19,869
203-463-749.002	Tools & Supplies			10,000	10,250	10,506	10,769	11,038
203-463-777.005	STREET LIGHT PARTS & SUPPLIES	8,494	10,000	10,000	10,250	10,506	10,769	11,038
203-463-779.005	Surface Maint. - Temporary Asphalt	11,432	50,000	50,000	51,250	52,531	53,845	55,191
203-463-779.006	Surface Maint. - Permanent Asphalt	10,063	20,000	20,000	20,500	21,013	21,538	22,076
203-463-779.008	Pavement Markings		25,000	25,000	25,625	26,266	26,922	27,595
NET OF REVENUES/APPROPRIATIONS - SUPPLIES		(40,146)	(122,413)	(133,000)	(136,325)	(139,733)	(143,227)	(146,807)

04/30/2020

BUDGET REPORT FOR CITY OF PONTIAC
Calculations as of 06/30/2020

GL NUMBER	DESCRIPTION	2019-20 ACTIVITY THRU 06/30/20	2019-20 PROJECTED ACTIVITY	2020-21 MAYOR REC. BUDGET	2021-22 MAYOR REC. BUDGET	2022-23 MAYOR REC. BUDGET	2023-24 MAYOR REC. BUDGET	2024-25 MAYOR REC. BUDGET
OTHER SERVICES AND CHARGES								
203-463-806.000	Engineering Services	73,144	104,202	110,000	112,750	115,569	118,458	121,419
203-463-806.001	STORMWATER SERVICES	397,416	515,388	400,000	410,000	200,000	200,000	200,000
203-463-816.000	Services - Contracted Construction			150,000	153,750	157,594	161,534	165,572
203-463-818.000	Other Professional Services	2,385	3,578	20,000	20,500	21,013	21,538	22,076
203-463-818.006	Contractual Mowing Services	11,576	17,598	15,000	15,375	15,759	16,153	16,557
203-463-818.230	PROF. SERV - STREETLIGHT REPAIR	14,712	19,992	15,000	15,375	15,759	16,153	16,557
203-463-818.236	PROF. SERVICE - TREE SERVICES	11,087	4,000	175,000	179,375	183,859	188,456	193,167
203-463-818.257	PROF SERV - GUARDRAILS		10,000	10,000	10,250	10,506	10,769	11,038
203-463-818.260	OTHER PROF. SERV. - STREET PATCHING	82,559	225,000	225,000	230,625	125,000	125,000	125,000
203-463-822.000	Services-Collected Waste Disposal	6,640	25,000	25,000	25,625	26,266	26,922	27,595
203-463-942.000	Services - Equipment Rentl Non-City	5,750	8,625	30,000	30,750	31,519	32,307	33,114
203-463-943.000	Services - Equip Rentl City-Owned	114,831	163,924	150,000	153,750	157,594	161,534	165,572
NET OF REVENUES/APPROPRIATIONS - OTHER SERVICES AND CHARGES		(720,100)	(1,097,307)	(1,325,000)	(1,358,125)	(1,060,438)	(1,078,824)	(1,097,567)
CAPITAL OUTLAY								
203-463-974.055	TO BE DETERMINED ROAD	48,962	100,000					
203-463-974.069	KETTERING	334,024	334,024					
203-463-974.074	ROAD CONSTRUCTION			2,000,000				
203-463-985.000	NEBRASKA ; FRANKLIN TO HOWLAND	32,434	32,434					
203-463-986.000	IRWIN : SANFORD TO MLK	505,227	505,227					
203-463-989.000	HIGHWOOD BLVD.	118,279	118,279					
203-463-990.000	FERRY	261,069	261,069					
NET OF REVENUES/APPROPRIATIONS - CAPITAL OUTLAY		(1,299,995)	(1,351,033)	(2,000,000)				
NET OF REVENUES/APPROPRIATIONS - 463 - Routine Maintenance Roads		(2,141,271)	(2,699,790)	(3,521,261)	(1,662,609)	(1,373,374)	(1,400,451)	(1,428,225)

04/30/2020

BUDGET REPORT FOR CITY OF PONTIAC
Calculations as of 06/30/2020

GL NUMBER	DESCRIPTION	2019-20 ACTIVITY THRU 06/30/20	2019-20 PROJECTED ACTIVITY	2020-21 MAYOR REC. BUDGET	2021-22 MAYOR REC. BUDGET	2022-23 MAYOR REC. BUDGET	2023-24 MAYOR REC. BUDGET	2024-25 MAYOR REC. BUDGET
Dept 478 - Winter Maintenance								
PERSONNEL SERVICES								
203-478-702.000	Salaries & Wages	13,240	19,386	81,935	84,393	86,924	89,532	92,218
203-478-702.004	Overtime Wages	10,693	16,139	6,853	7,058	7,270	7,488	7,713
203-478-715.000	F.I.C.A. - City Contribution	1,802	2,672	7,355	7,576	7,803	8,037	8,278
203-478-716.000	MEDICAL INSURANCE	921	1,451	18,297	18,846	19,411	19,994	20,593
203-478-717.000	Life Insurance	24	40	1,154	1,188	1,224	1,261	1,298
203-478-718.500	MERS EMPLOYER CONTRIBUTIONS	283	435	3,359	3,459	3,563	3,670	3,780
203-478-719.000	Workers Compensation Insurance	1,330	2,191	5,416	5,578	5,746	5,918	6,096
203-478-719.001	Dental Insurance	24	26	822	847	872	898	925
NET OF REVENUES/APPROPRIATIONS - PERSONNEL SERVICES		(28,317)	(42,340)	(125,191)	(128,945)	(132,813)	(136,798)	(140,901)
SUPPLIES								
203-478-749.001	Motor Fuel, Oil & Lubricants	15,456	15,000	30,000	30,750	31,519	32,307	33,114
203-478-779.004	SNOW REMOV SUPPLIES			80,000	82,000	84,050	86,151	88,305
NET OF REVENUES/APPROPRIATIONS - SUPPLIES		(15,456)	(15,000)	(110,000)	(112,750)	(115,569)	(118,458)	(121,419)
OTHER SERVICES AND CHARGES								
203-478-818.245	PROF. SERV - SNOW REMOVAL	22,048	22,048	100,000	102,500	105,063	107,689	110,381
203-478-943.000	Services - Equip Rentl City-Owned	36,202	50,000	50,000	51,250	52,531	53,845	55,191
NET OF REVENUES/APPROPRIATIONS - OTHER SERVICES AND CHARGES		(58,250)	(72,048)	(150,000)	(153,750)	(157,594)	(161,534)	(165,572)
NET OF REVENUES/APPROPRIATIONS - 478 - Winter Maintenance		(102,023)	(129,388)	(385,191)	(395,445)	(405,976)	(416,790)	(427,892)

04/30/2020

BUDGET REPORT FOR CITY OF PONTIAC
Calculations as of 06/30/2020

GL NUMBER	DESCRIPTION	2019-20 ACTIVITY THRU 06/30/20	2019-20 PROJECTED ACTIVITY	2020-21 MAYOR REC. BUDGET	2021-22 MAYOR REC. BUDGET	2022-23 MAYOR REC. BUDGET	2023-24 MAYOR REC. BUDGET	2024-25 MAYOR REC. BUDGET
Dept 485 - TRAFFIC CONTROL								
SUPPLIES								
203-485-777.002	Traffic Signs		5,000					
	NET OF REVENUES/APPROPRIATIONS - SUPPLIES		(5,000)					
OTHER SERVICES AND CHARGES								
203-485-818.235	PROF. SERV - STREET SIGNS CONTRACTOR	40,393	50,000	50,000	51,250	52,531	53,845	55,191
	NET OF REVENUES/APPROPRIATIONS - OTHER SERVICES AND CHARGES	(40,393)	(50,000)	(50,000)	(51,250)	(52,531)	(53,845)	(55,191)
	NET OF REVENUES/APPROPRIATIONS - 485 - TRAFFIC CONTROL	(40,393)	(55,000)	(50,000)	(51,250)	(52,531)	(53,845)	(55,191)
	NET OF REVENUES/APPROPRIATIONS - PUBLIC WORKS	(2,456,695)	(3,163,095)	(4,332,209)	(2,392,584)	(2,122,891)	(2,170,039)	(2,218,421)
Function: TRANSFERS (OUT) AND OTHER SOURCES								
Dept 966 - Transfers To / From Other Funds								
APPROPRIATION (OPERATING) TRANSFERS (OUT)								
203-966-999.202	TRANSFER OUT TO FUND 202		600,000					
	NET OF REVENUES/APPROPRIATIONS - APPROPRIATION (OPERATING) TRANSFERS (OUT)		(600,000)					
	NET OF REVENUES/APPROPRIATIONS - 966 - Transfers To / From Other Funds		(600,000)					
	NET OF REVENUES/APPROPRIATIONS - TRANSFERS (OUT) AND OTHER SOURCES		(600,000)					
ESTIMATED REVENUES - F 0.00								
		1,387,713	1,911,486	1,902,161	2,062,938	2,113,949	2,166,234	2,219,822
APPROPRIATIONS - FUND 0.00								
		2,456,695	3,763,095	4,332,209	2,392,584	2,122,891	2,170,039	2,218,421
NET OF REVENUES/APPROPRIATIONS - FUND 203								
		(1,068,982)	(1,851,609)	(2,430,048)	(329,646)	(8,942)	(3,805)	1,401
BEGINNING FUND BALANCE								
		4,988,092	4,988,092	3,136,483	706,435	376,789	367,847	364,042
ENDING FUND BALANCE								
		3,919,110	3,136,483	706,435	376,789	367,847	364,042	365,443

04/30/2020

BUDGET REPORT FOR CITY OF PONTIAC
Calculations as of 06/30/2020

GL NUMBER	DESCRIPTION	2019-20 ACTIVITY THRU 06/30/20	2019-20 PROJECTED ACTIVITY	2020-21 MAYOR REC. BUDGET	2021-22 MAYOR REC. BUDGET	2022-23 MAYOR REC. BUDGET	2023-24 MAYOR REC. BUDGET	2024-25 MAYOR REC. BUDGET
Fund 208 - YOUTH RECREATION MILLAGE								
Function: Unclassified								
Dept 000								
PROPERTY TAXES								
208-000-403.000	Current Property taxes	988,319	983,997	994,024	1,004,153	1,014,385	1,024,722	1,035,164
208-000-403.002	Property Tax Chargebacks	(1,876)	(1,942)	(2,000)	(2,000)	(2,000)	(2,000)	(2,000)
NET OF REVENUES/APPROPRIATIONS - PROPERTY TAXES		986,443	982,055	992,024	1,002,153	1,012,385	1,022,722	1,033,164
STATE GRANTS								
208-000-573.000	LOCAL COMMUNITY STABILIZATION SHARE TAX	23,551	23,551	23,551	23,551	23,551	23,551	23,551
NET OF REVENUES/APPROPRIATIONS - STATE GRANTS		23,551	23,551	23,551	23,551	23,551	23,551	23,551
OTHER REVENUE								
208-000-671.208	WILLIAMS INT EDUCATIONAL FUND		150,000	150,000	150,000	150,000	150,000	150,000
NET OF REVENUES/APPROPRIATIONS - OTHER REVENUE			150,000	150,000	150,000	150,000	150,000	150,000
NET OF REVENUES/APPROPRIATIONS - 000 -		1,009,994	1,155,606	1,165,575	1,175,704	1,185,936	1,196,273	1,206,715
NET OF REVENUES/APPROPRIATIONS - Unclassified		1,009,994	1,155,606	1,165,575	1,175,704	1,185,936	1,196,273	1,206,715
Function: RECREATION AND CULTURE								
Dept 756 - RECREATION FACILITY								
PERSONNEL SERVICES								
208-756-702.000	Salaries & Wages	38,746	57,578	149,049	153,521	158,126	162,870	167,756
208-756-702.004	Overtime Wages	5,759	9,482	1,450	1,494	1,539	1,585	1,632
208-756-702.100	MAINTENANCE WAGES	7,299	10,948	15,503	15,968	16,447	16,940	17,448
208-756-702.104	MAINTENANCE - OVERTIME	4,976	7,755	5,501	5,666	5,836	6,011	6,191
208-756-715.000	F.I.C.A. - City Contribution	4,286	6,475	13,067	13,459	13,863	14,279	14,707
208-756-716.000	MEDICAL INSURANCE	7,109	9,997	57,350	59,070	60,843	62,668	64,548
208-756-717.000	Life Insurance	269	428	2,323	2,393	2,465	2,539	2,615
208-756-718.500	MERS EMPLOYER CONTRIBUTIONS	829	1,308	7,918	8,155	8,400	8,652	8,911
208-756-719.000	Workers Compensation Insurance	2,874	4,732	8,074	8,316	8,566	8,823	9,088
208-756-719.001	Dental Insurance	196	283	1,256	1,294	1,333	1,373	1,414
NET OF REVENUES/APPROPRIATIONS - PERSONNEL SERVICES		(72,343)	(108,986)	(261,491)	(269,336)	(277,418)	(285,740)	(294,310)
SUPPLIES								
208-756-727.000	Office Supplies			5,000	5,125	5,253	5,384	5,519
208-756-728.000	Postage	121	5,000	250	256	263	269	276
208-756-731.003	COMPUTER EQUIPMENT	1,786	5,000	2,100	2,153	2,206	2,261	2,318
208-756-745.000	Recreation Supplies	11,459	30,000	34,600	35,465	36,352	37,260	38,192
208-756-776.002	Building Maintenance Supplies	4,463	3,978	5,000	5,125	5,253	5,384	5,519
208-756-776.003	Bldg. Equipment Maint. Supplies	3,974	5,961	5,000	5,125	5,253	5,384	5,519
208-756-779.020	PROGRAMMING			46,000	47,150	48,329	49,537	50,775
NET OF REVENUES/APPROPRIATIONS - SUPPLIES		(21,803)	(49,939)	(97,950)	(100,399)	(102,909)	(105,479)	(108,118)

04/30/2020

BUDGET REPORT FOR CITY OF PONTIAC
Calculations as of 06/30/2020

GL NUMBER	DESCRIPTION	2019-20 ACTIVITY THRU 06/30/20	2019-20 PROJECTED ACTIVITY	2020-21 MAYOR REC. BUDGET	2021-22 MAYOR REC. BUDGET	2022-23 MAYOR REC. BUDGET	2023-24 MAYOR REC. BUDGET	2024-25 MAYOR REC. BUDGET
OTHER SERVICES AND CHARGES								
208-756-818.000	Other Professional Services	19,121	52,000	13,300	13,633	13,973	14,323	14,681
208-756-818.006	Contractual Mowing Services	7,000	9,800	14,000	14,350	14,709	15,076	15,453
208-756-818.037	CONTRACTUAL JANITORIAL SERVICES	35,760	52,231	48,362	49,571	50,810	52,081	53,383
208-756-818.260	OTHER PROF. SERV. - STREET PATCHING		1,000					
208-756-820.008	Services - Security Alarm Systems	599	2,400	660	677	693	711	729
208-756-851.000	SERVICES - COMMUNICATIONS-TELEPHONE	3,825	5,475	5,250	5,381	5,516	5,654	5,795
208-756-852.010	SERVICES - CABLE TV/INTERNET	2,662	3,078	3,070	3,147	3,225	3,306	3,389
208-756-863.000	FIELD TRIPS			15,000	15,375	15,759	16,153	16,557
208-756-883.005	WILLIAMS INTERNATIONAL EDUCATION FUND	16,560	150,000	150,000	150,000	150,000	150,000	150,000
208-756-901.000	Printing and Bindery Service			5,400	5,535	5,673	5,815	5,961
208-756-914.000	Insurance Property Coverage			50,199	51,454	52,740	54,059	55,410
208-756-921.000	Utilities Electricity	11,253	14,937	15,385	15,770	16,164	16,568	16,982
208-756-922.000	Utilities Water & Sewer	11,357	15,033	15,785	16,180	16,584	16,999	17,424
208-756-923.000	Utilities Gas Heat	19,338	20,069	21,072	21,599	22,139	22,692	23,260
208-756-931.001	Services - Building Maintenance	10,620	10,000	10,000	100,000	102,500	105,063	107,689
208-756-931.003	Services - Building Equip Maint	3,606	15,000	4,000	4,100	4,203	4,308	4,415
208-756-932.008	Services - Maintenance-Fire Exting		500	500	513	525	538	552
208-756-941.000	Services - Building & Land Rental	260,000	312,000	312,000				
208-756-942.002	COPIER SUPPLIES	154	1,500	500	513	525	538	552
208-756-943.000	Services - Equip Rentl City-Owned	3,865	4,627	5,000	5,125	5,253	5,384	5,519
208-756-962.022	101 Admin Allocation-To Other Funds	7,500	10,000	10,000	10,300	10,609	10,927	11,255
NET OF REVENUES/APPROPRIATIONS - OTHER SERVICES AND CHARGES		(413,220)	(679,650)	(699,483)	(483,223)	(491,600)	(500,195)	(509,006)
NET OF REVENUES/APPROPRIATIONS - 756 - RECREATION FACILITY		(507,366)	(838,575)	(1,058,924)	(852,958)	(871,927)	(891,414)	(911,434)
Dept 774 - CITY EVENTS								
OTHER SERVICES AND CHARGES								
208-774-745.003	CITY EVENTS			9,000	9,225	9,456	9,692	9,934
NET OF REVENUES/APPROPRIATIONS - OTHER SERVICES AND CHARGES				(9,000)	(9,225)	(9,456)	(9,692)	(9,934)
NET OF REVENUES/APPROPRIATIONS - 774 - CITY EVENTS				(9,000)	(9,225)	(9,456)	(9,692)	(9,934)

04/30/2020

BUDGET REPORT FOR CITY OF PONTIAC
Calculations as of 06/30/2020

GL NUMBER	DESCRIPTION	2019-20 ACTIVITY THRU 06/30/20	2019-20 PROJECTED ACTIVITY	2020-21 MAYOR REC. BUDGET	2021-22 MAYOR REC. BUDGET	2022-23 MAYOR REC. BUDGET	2023-24 MAYOR REC. BUDGET	2024-25 MAYOR REC. BUDGET
Dept 775 - YOUTH SPORTS								
PERSONNEL SERVICES								
208-775-702.000	Salaries & Wages	24,384	38,057					
208-775-702.004	Overtime Wages	5,897	9,709	745	767	790	814	839
208-775-705.002	PART-TIME WAGES			174,996	180,246	185,654	191,223	196,960
208-775-707.003	CELL PHONE STIPEND			1,800	1,854	1,910	1,957	2,026
208-775-715.000	F.I.C.A. - City Contribution	12,896	20,367	13,387	13,789	14,203	14,629	15,067
208-775-716.000	MEDICAL INSURANCE	9,850	16,219					
208-775-719.000	Workers Compensation Insurance	5,434	8,947	7,762	7,995	8,235	8,482	8,736
208-775-819.000	Contractual Temp/PT Labor	151,445	200,823	22,000	22,660	23,340	24,040	24,761
NET OF REVENUES/APPROPRIATIONS - PERSONNEL SERVICES		(209,906)	(294,122)	(220,690)	(227,311)	(234,132)	(241,155)	(248,389)
SUPPLIES								
208-775-727.000	Office Supplies	2,398	2,398					
208-775-741.000	Awards & Trophies	727	727	2,000	2,050	2,101	2,154	2,208
208-775-743.000	Uniforms	1,647	2,647	5,000	5,125	5,253	5,384	5,519
208-775-745.000	Recreation Supplies	3,921	5,121	10,000	10,250	10,506	10,769	11,038
NET OF REVENUES/APPROPRIATIONS - SUPPLIES		(8,693)	(10,893)	(17,000)	(17,425)	(17,860)	(18,307)	(18,765)
OTHER SERVICES AND CHARGES								
208-775-807.000	Services - Membership Dues	800	400	1,000	1,025	1,051	1,077	1,104
208-775-943.004	TRANSPORTATION SERVICES		5,000					
NET OF REVENUES/APPROPRIATIONS - OTHER SERVICES AND CHARGES		(800)	(5,400)	(1,000)	(1,025)	(1,051)	(1,077)	(1,104)
NET OF REVENUES/APPROPRIATIONS - 775 - YOUTH SPORTS		(219,399)	(310,415)	(238,690)	(245,761)	(253,043)	(260,539)	(268,258)
NET OF REVENUES/APPROPRIATIONS - RECREATION AND CULTURE		(726,765)	(1,148,990)	(1,306,614)	(1,107,944)	(1,134,426)	(1,161,645)	(1,189,626)
ESTIMATED REVENUES - FUND 0.00		1,009,994	1,155,606	1,165,575	1,175,704	1,185,936	1,196,273	1,206,715
APPROPRIATIONS - FUND 0.00		726,765	1,148,990	1,306,614	1,107,944	1,134,426	1,161,645	1,189,626
NET OF REVENUES/APPROPRIATIONS - FUND 208		283,229	6,616	(141,039)	67,760	51,510	34,628	17,089
BEGINNING FUND BALANCE		272,385	272,385	279,001	137,962	205,722	257,232	291,860
ENDING FUND BALANCE		555,614	279,001	137,962	205,722	257,232	291,860	308,949

04/30/2020

BUDGET REPORT FOR CITY OF PONTIAC
Calculations as of 06/30/2020

GL NUMBER	DESCRIPTION	2019-20 ACTIVITY THRU 06/30/20	2019-20 PROJECTED ACTIVITY	2020-21 MAYOR REC. BUDGET	2021-22 MAYOR REC. BUDGET	2022-23 MAYOR REC. BUDGET	2023-24 MAYOR REC. BUDGET	2024-25 MAYOR REC. BUDGET
Fund 209 - Cemetery Fund								
Function: Unclassified								
Dept 000								
CHARGES FOR SERVICES								
209-000-644.001	Graves	2,624	2,624					
	NET OF REVENUES/APPROPRIATIONS - CHARGES FOR SERVICES	2,624	2,624					
OPERATING TRANSFERS IN								
209-000-699.101	TRANSFER IN FROM FUND 101		609,183	687,491	313,400	310,638	314,148	322,680
	NET OF REVENUES/APPROPRIATIONS - OPERATING TRANSFERS IN		609,183	687,491	313,400	310,638	314,148	322,680
	NET OF REVENUES/APPROPRIATIONS - 000 -	2,624	611,807	687,491	313,400	310,638	314,148	322,680
	NET OF REVENUES/APPROPRIATIONS - Unclassified	2,624	611,807	687,491	313,400	310,638	314,148	322,680

04/30/2020

BUDGET REPORT FOR CITY OF PONTIAC
Calculations as of 06/30/2020

GL NUMBER	DESCRIPTION	2019-20 ACTIVITY THRU 06/30/20	2019-20 PROJECTED ACTIVITY	2020-21 MAYOR REC. BUDGET	2021-22 MAYOR REC. BUDGET	2022-23 MAYOR REC. BUDGET	2023-24 MAYOR REC. BUDGET	2024-25 MAYOR REC. BUDGET
Function: GENERAL GOVERNMENT								
Dept 273 - Cemetery Ottawa Park								
PERSONNEL SERVICES								
209-273-702.000	Salaries & Wages	4,351	6,903	3,105	3,198	3,294	3,393	3,495
209-273-702.004	Overtime Wages	811	1,335	811	835	860	886	913
209-273-715.000	F.I.C.A. - City Contribution	393	627	304	313	323	332	342
209-273-716.000	MEDICAL INSURANCE	370	590	327	337	347	358	368
209-273-717.000	Life Insurance	29	45	43	45	46	47	49
209-273-718.500	MERS EMPLOYER CONTRIBUTIONS	70	112	51	52	54	56	57
209-273-719.000	Workers Compensation Insurance	326	536	175	181	186	192	197
209-273-719.001	Dental Insurance	8	13	20	20	21	22	22
NET OF REVENUES/APPROPRIATIONS - PERSONNEL SERVICES		(6,358)	(10,161)	(4,836)	(4,981)	(5,131)	(5,286)	(5,443)
SUPPLIES								
209-273-749.005	Equipment Maintenance Supplies	496	15,000	15,000	15,375	15,759	16,153	16,557
209-273-776.002	Building Maintenance Supplies	824	2,000	2,000	2,050	2,101	2,154	2,208
209-273-780.005	Grounds Maintenance Supplies	1,140	6,000	4,000	4,100	4,203	4,308	4,415
NET OF REVENUES/APPROPRIATIONS - SUPPLIES		(2,460)	(23,000)	(21,000)	(21,525)	(22,063)	(22,615)	(23,180)
OTHER SERVICES AND CHARGES								
209-273-818.000	Other Professional Services	866	1,200	30,000	30,750	31,519	32,307	33,114
209-273-818.002	PROFESSIONAL SERVICES - COVENANT	33,500	6,500	93,640	84,720	87,340	90,040	92,820
209-273-818.003	PROFESSIONAL SERVICES - TECHNISERVE	2,650	3,180	3,200	3,280	3,362	3,446	3,532
209-273-818.005	Equipment Towing Charges	125	500	500	513	525	538	552
209-273-818.006	Contractual Mowing Services		38,200					
209-273-820.008	Services - Security Alarm Systems	1,187	1,512					
209-273-851.000	SERVICES - COMMUNICATIONS-TELEPHONE	1,859	2,149	2,250	2,306	2,364	2,423	2,484
209-273-852.010	SERVICES - CABLE TV/INTERNET	1,289	1,471	1,670	1,712	1,755	1,798	1,843
209-273-914.000	Insurance Property Coverage	934	1,266	1,959	2,008	2,058	2,110	2,162
209-273-921.000	Utilities Electricity	5,561	8,291	8,540	8,754	8,972	9,197	9,427
209-273-923.000	Utilities Gas Heat	1,223	2,550	2,550	2,614	2,679	2,746	2,815
209-273-931.001	Services - Building Maintenance	13,355	150,000	150,000				
209-273-932.004	Services - Maintenance-Vehicles	939	20,000	20,000	20,500	21,013	21,538	22,076
209-273-942.000	Services - Equipment Rentl Non-City	5,500	5,500	10,000	10,250	10,506	10,769	11,038
209-273-943.000	Services - Equip Rentl City-Owned	1,609	1,124	1,000	1,025	1,051	1,077	1,104
NET OF REVENUES/APPROPRIATIONS - OTHER SERVICES AND CHARGES		(70,597)	(243,443)	(325,309)	(168,432)	(173,144)	(177,989)	(182,967)
NET OF REVENUES/APPROPRIATIONS - 273 - Cemetery Ottawa Park		(79,415)	(276,604)	(351,145)	(194,938)	(200,338)	(205,890)	(211,590)

04/30/2020

BUDGET REPORT FOR CITY OF PONTIAC
Calculations as of 06/30/2020

GL NUMBER	DESCRIPTION	2019-20 ACTIVITY THRU 06/30/20	2019-20 PROJECTED ACTIVITY	2020-21 MAYOR REC. BUDGET	2021-22 MAYOR REC. BUDGET	2022-23 MAYOR REC. BUDGET	2023-24 MAYOR REC. BUDGET	2024-25 MAYOR REC. BUDGET
Dept 276 - Cemetery Oak Hill								
PERSONNEL SERVICES								
209-276-702.000	Salaries & Wages	1,331	2,192	3,105	3,198	3,294	3,393	3,495
209-276-702.004	Overtime Wages			170	175	180	185	191
209-276-715.000	F.I.C.A. - City Contribution	101	167	304	313	323	332	342
209-276-716.000	MEDICAL INSURANCE	62	102	327	337	347	358	368
209-276-717.000	Life Insurance	6	10	43	45	46	47	49
209-276-718.500	MERS EMPLOYER CONTRIBUTIONS	10	16	51	52	54	56	57
209-276-719.000	Workers Compensation Insurance	94	155	175	181	186	192	197
209-276-719.001	Dental Insurance	4	6	20	20	21	22	22
NET OF REVENUES/APPROPRIATIONS - PERSONNEL SERVICES		(1,608)	(2,648)	(4,195)	(4,321)	(4,451)	(4,585)	(4,721)
SUPPLIES								
209-276-749.002	Tools & Supplies		2,500	2,500	2,563	2,627	2,692	2,760
209-276-749.005	Equipment Maintenance Supplies	121	5,000	5,000	5,125	5,253	5,384	5,519
209-276-776.002	Building Maintenance Supplies	257	1,000	1,000	1,025	1,051	1,077	1,104
209-276-780.005	Grounds Maintenance Supplies	849	4,000	4,000	4,100	4,203	4,308	4,415
NET OF REVENUES/APPROPRIATIONS - SUPPLIES		(1,227)	(12,500)	(12,500)	(12,813)	(13,134)	(13,461)	(13,798)
OTHER SERVICES AND CHARGES								
209-276-818.000	Other Professional Services	1,594	1,864	30,000	30,750	31,519	32,307	33,114
209-276-818.002	PROFESSIONAL SERVICES - COVENANT	50,389	389	39,790	19,470	8,810	4,210	4,420
209-276-818.003	PROFESSIONAL SERVICES - TECHNISERVE	2,650	3,180	2,385	2,445	2,506	2,568	2,633
209-276-818.005	Equipment Towing Charges		1,000	1,000	1,025	1,051	1,077	1,104
209-276-818.006	Contractual Mowing Services		72,500					
209-276-820.008	Services - Security Alarm Systems	882	883					
209-276-851.000	SERVICES - COMMUNICATIONS-TELEPHONE	616	740	510	523	536	549	563
209-276-852.010	SERVICES - CABLE TV/INTERNET	407	476	480	492	504	517	530
209-276-914.000	Insurance Property Coverage	934	1,266	1,037	1,063	1,090	1,117	1,145
209-276-921.000	Utilities Electricity	558	4,111	4,111	4,214	4,319	4,427	4,538
209-276-922.000	Utilities Water & Sewer	3,360	7,637	8,019	8,219	8,425	8,636	8,851
209-276-923.000	Utilities Gas Heat	3,128	4,114	4,319	4,427	4,538	4,651	4,767
209-276-931.001	Services - Building Maintenance	1,500	200,000	200,000				
209-276-932.004	Services - Maintenance-Vehicles	1,931	15,000	15,000	15,375	15,759	16,153	16,557
209-276-942.000	Services - Equipment Rentl Non-City	5,500	5,500	10,000	10,250	10,506	10,769	11,038
209-276-943.000	Services - Equip Rentl City-Owned	1,466	1,395	3,000	3,075	3,152	3,231	3,311
NET OF REVENUES/APPROPRIATIONS - OTHER SERVICES AND CHARGES		(74,915)	(320,055)	(319,651)	(101,328)	(92,715)	(90,212)	(92,571)
NET OF REVENUES/APPROPRIATIONS - 276 - Cemetery Oak Hill		(77,750)	(335,203)	(336,346)	(118,462)	(110,300)	(108,258)	(111,090)
NET OF REVENUES/APPROPRIATIONS - GENERAL GOVERNMENT		(157,165)	(611,807)	(687,491)	(313,400)	(310,638)	(314,148)	(322,680)
ESTIMATED REVENUES - F0.00		2,624	611,807	687,491	313,400	310,638	314,148	322,680
APPROPRIATIONS - FUND 0.00		157,165	611,807	687,491	313,400	310,638	314,148	322,680
NET OF REVENUES/APPROPRIATIONS - FUND 209		(154,541)						
BEGINNING FUND BALANCE		(6,024)	(6,024)	(6,024)	(6,024)	(6,024)	(6,024)	(6,024)
ENDING FUND BALANCE		(160,565)	(6,024)	(6,024)	(6,024)	(6,024)	(6,024)	(6,024)

04/30/2020

BUDGET REPORT FOR CITY OF PONTIAC
Calculations as of 06/30/2020

GL NUMBER	DESCRIPTION	2019-20 ACTIVITY THRU 06/30/20	2019-20 PROJECTED ACTIVITY	2020-21 MAYOR REC. BUDGET	2021-22 MAYOR REC. BUDGET	2022-23 MAYOR REC. BUDGET	2023-24 MAYOR REC. BUDGET	2024-25 MAYOR REC. BUDGET
Fund 212 - Senior Activities Millage								
Function: Unclassified								
Dept 000								
PROPERTY TAXES								
212-000-403.073	PROPERTY TAX CHARGEBACKS - PETERSON	(662)	(2,500)	(2,500)	(2,500)	(2,500)	(2,500)	(2,500)
212-000-403.074	PROPERTY TAX CHARGEBACKS - BOWEN	(662)	(2,500)	(2,500)	(2,500)	(2,500)	(2,500)	(2,500)
212-000-403.703	CURRENT PROPERTY TAXES - PETERSON	165,766	165,046	166,728	168,427	170,143	171,877	173,629
212-000-403.704	CURRENT PROPERTY TAXES - BOWEN	165,766	165,046	166,728	168,427	170,143	171,877	173,629
212-000-405.005	PROPERTY TAX - PY NON AD VALOREM COLLECT	16	16					
NET OF REVENUES/APPROPRIATIONS - PROPERTY TAXES		330,224	325,108	328,456	331,854	335,286	338,754	342,258
STATE GRANTS								
212-000-573.000	LOCAL COMMUNITY STABILIZATION SHARE TAX	7,850	16,670	16,670	16,670	16,670	16,670	16,670
NET OF REVENUES/APPROPRIATIONS - STATE GRANTS		7,850	16,670	16,670	16,670	16,670	16,670	16,670
INTEREST AND RENTS								
212-000-665.001	Investments Income	11,468	17,390	6,366	6,398	6,430	6,462	6,494
212-000-665.100	UNREALIZED MARKET ADJUSTMENTS	501	750					
212-000-669.703	RENTALS - PETERSON CENTER	4,078	4,500	4,200	4,221	4,242	4,263	4,285
212-000-669.704	RENTALS - BOWEN CENTER	7,068	10,000	10,900	10,955	11,009	11,064	11,120
NET OF REVENUES/APPROPRIATIONS - INTEREST AND RENTS		23,115	32,640	21,466	21,574	21,681	21,789	21,899
NET OF REVENUES/APPROPRIATIONS - 000 -		361,189	374,418	366,592	370,098	373,637	377,213	380,827
NET OF REVENUES/APPROPRIATIONS - Unclassified		361,189	374,418	366,592	370,098	373,637	377,213	380,827

04/30/2020

BUDGET REPORT FOR CITY OF PONTIAC
Calculations as of 06/30/2020

GL NUMBER	DESCRIPTION	2019-20 ACTIVITY THRU 06/30/20	2019-20 PROJECTED ACTIVITY	2020-21 MAYOR REC. BUDGET	2021-22 MAYOR REC. BUDGET	2022-23 MAYOR REC. BUDGET	2023-24 MAYOR REC. BUDGET	2024-25 MAYOR REC. BUDGET
Function: RECREATION AND CULTURE								
Dept 813 - Ruth Peterson Senior Citizen Center								
PERSONNEL SERVICES								
212-813-702.000	Salaries & Wages	46,857	68,229	66,933	68,941	71,009	73,139	75,334
212-813-702.004	Overtime Wages	7,725	11,714	10,484	10,798	11,122	11,456	11,799
212-813-702.100	MAINTENANCE WAGES	5,017	7,513	12,227	12,593	12,971	13,360	13,761
212-813-702.104	MAINTENANCE - OVERTIME	551	907	1,116	1,149	1,184	1,219	1,256
212-813-715.000	F.I.C.A. - City Contribution	4,266	6,102	7,082	7,294	7,513	7,738	7,971
212-813-716.000	MEDICAL INSURANCE	8,760	13,952	14,957	15,405	15,867	16,343	16,834
212-813-717.000	Life Insurance	291	471	1,299	1,338	1,378	1,420	1,462
212-813-718.500	MERS EMPLOYER CONTRIBUTIONS	378	619	623	642	661	681	701
212-813-719.000	Workers Compensation Insurance	642	1,057	837	862	888	915	942
212-813-719.001	Dental Insurance	141	215	902	929	957	986	1,016
212-813-721.010	Health Care Waiver	208	169					
NET OF REVENUES/APPROPRIATIONS - PERSONNEL SERVICES		(74,846)	(110,948)	(116,460)	(119,951)	(123,550)	(127,257)	(131,076)
SUPPLIES								
212-813-727.000	Office Supplies	296	1,000	296	303	311	319	327
212-813-745.000	Recreation Supplies	405	700	1,000	1,025	1,051	1,077	1,104
212-813-776.001	Janitorial Supplies	1,349	2,000	2,000	2,050	2,101	2,154	2,208
212-813-776.002	Building Maintenance Supplies	1,994	2,925	2,500	2,563	2,627	2,692	2,760
212-813-776.003	Bldg. Equipment Maint. Supplies	237	1,500	1,500	1,538	1,576	1,615	1,656
212-813-779.004	SNOW REMOV SUPPLIES			1,500	1,538	1,576	1,615	1,656
NET OF REVENUES/APPROPRIATIONS - SUPPLIES		(4,281)	(8,125)	(8,796)	(9,017)	(9,242)	(9,472)	(9,711)

04/30/2020

BUDGET REPORT FOR CITY OF PONTIAC
Calculations as of 06/30/2020

GL NUMBER	DESCRIPTION	2019-20 ACTIVITY THRU 06/30/20	2019-20 PROJECTED ACTIVITY	2020-21 MAYOR REC. BUDGET	2021-22 MAYOR REC. BUDGET	2022-23 MAYOR REC. BUDGET	2023-24 MAYOR REC. BUDGET	2024-25 MAYOR REC. BUDGET
OTHER SERVICES AND CHARGES								
212-813-818.000	Other Professional Services	88	818	4,500	4,613	4,728	4,846	4,967
212-813-818.006	Contractual Mowing Services	235	439	600	615	630	646	662
212-813-818.037	CONTRACTUAL JANITORIAL SERVICES	5,326	9,297	11,702	11,995	12,294	12,602	12,917
212-813-818.245	PROF. SERV - SNOW REMOVAL	1,365	1,365	6,000	6,150	6,304	6,461	6,623
212-813-820.008	Services - Security Alarm Systems	607	850	850	871	893	915	938
212-813-851.000	SERVICES - COMMUNICATIONS-TELEPHONE	3,685	4,265	3,350	3,434	3,520	3,608	3,698
212-813-852.010	SERVICES - CABLE TV/INTERNET	4,512	5,253	5,550	5,689	5,831	5,977	6,126
212-813-864.000	Truck & Bus Rental	825	1,218	1,000	1,025	1,051	1,077	1,104
212-813-914.000	Insurance Property Coverage	9,094	12,435	14,258	14,614	14,980	15,354	15,738
212-813-921.000	Utilities Electricity	6,561	8,975	9,244	9,475	9,712	9,955	10,204
212-813-922.000	Utilities Water & Sewer	3,590	4,866	5,109	5,237	5,368	5,502	5,639
212-813-923.000	Utilities Gas Heat	4,507	5,859	6,152	6,306	6,463	6,625	6,791
212-813-931.001	Services - Building Maintenance	5,013	5,500	6,000	6,150	6,304	6,461	6,623
212-813-931.002	Services - Ground Maintenance		2,500	2,500	2,563	2,627	2,692	2,760
212-813-931.003	Services - Building Equip Maint		3,000	3,000	3,075	3,152	3,231	3,311
212-813-932.008	Services - Maintenance-Fire Exting	32	250	250	256	263	269	276
212-813-942.000	Services - Equipment Rentr Non-City	1	100	500	513	525	538	552
212-813-943.000	SERVICES - EQUIP RENTL CITY-OWNED	2,874	3,423	2,500	2,563	2,627	2,692	2,760
212-813-962.022	101 Admin Allocation-To Other Funds	18,698	24,930	24,930	25,678	26,448	27,242	28,059
212-813-967.010	DPW SUPPORT SERVICES	3,117	4,481	5,159	5,313	5,473	5,637	5,806
NET OF REVENUES/APPROPRIATIONS - OTHER SERVICES AND CHARGES		(70,130)	(99,824)	(113,154)	(116,135)	(119,193)	(122,330)	(125,554)
CAPITAL OUTLAY								
212-813-974.019	Ruth Pet Lot Replacement	219	219					
NET OF REVENUES/APPROPRIATIONS - CAPITAL OUTLAY		(219)	(219)					
NET OF REVENUES/APPROPRIATIONS - 813 - Ruth Peterson Senior Citizen Center		(149,476)	(219,116)	(238,410)	(245,103)	(251,985)	(259,059)	(266,341)

04/30/2020

BUDGET REPORT FOR CITY OF PONTIAC
Calculations as of 06/30/2020

GL NUMBER	DESCRIPTION	2019-20 ACTIVITY THRU 06/30/20	2019-20 PROJECTED ACTIVITY	2020-21 MAYOR REC. BUDGET	2021-22 MAYOR REC. BUDGET	2022-23 MAYOR REC. BUDGET	2023-24 MAYOR REC. BUDGET	2024-25 MAYOR REC. BUDGET
Dept 814 - Bowen Senior Citizen Center								
PERSONNEL SERVICES								
212-814-702.000	Salaries & Wages	25,763	42,345	65,557	67,524	69,550	71,636	73,785
212-814-702.004	Overtime Wages	21,139	34,808	7,350	7,571	7,798	8,032	8,273
212-814-702.100	MAINTENANCE WAGES	4,639	7,418	19,299	19,878	20,474	21,088	21,721
212-814-702.104	MAINTENANCE - OVERTIME	900	1,482	1,569	1,616	1,665	1,714	1,765
212-814-715.000	F.I.C.A. - City Contribution	4,099	6,726	7,689	7,920	8,157	8,402	8,654
212-814-716.000	MEDICAL INSURANCE	1,062	1,725	20,759	21,382	22,023	22,684	23,365
212-814-717.000	Life Insurance	46	74	1,183	1,219	1,255	1,293	1,332
212-814-718.500	MERS EMPLOYER CONTRIBUTIONS	189	307	403	415	428	441	454
212-814-719.000	Workers Compensation Insurance	659	1,086	1,257	1,295	1,334	1,374	1,415
212-814-719.001	Dental Insurance	15	24	1,065	1,097	1,130	1,164	1,199
212-814-721.010	Health Care Waiver	1,446	2,381	2,809	2,894	2,981	3,070	3,162
NET OF REVENUES/APPROPRIATIONS - PERSONNEL SERVICES		(59,957)	(98,376)	(128,940)	(132,811)	(136,795)	(140,898)	(145,126)
SUPPLIES								
212-814-727.000	Office Supplies	270	1,000	270	277	284	291	298
212-814-731.001	COMPUTER SUPPLIES	(43)	(43)					
212-814-745.000	Recreation Supplies	604	700	4,500	4,613	4,728	4,846	4,967
212-814-776.001	Janitorial Supplies	1,574	5,000	2,500	2,563	2,627	2,692	2,760
212-814-776.002	Building Maintenance Supplies	1,635	2,500	2,500	2,563	2,627	2,692	2,760
212-814-776.003	Bldg. Equipment Maint. Supplies	1,206	2,000	2,000	2,050	2,101	2,154	2,208
212-814-779.004	SNOW REMOV SUPPLIES			2,500	2,563	2,627	2,692	2,760
212-814-780.005	Grounds Maintenance Supplies	70	1,000	1,000	1,025	1,051	1,077	1,104
NET OF REVENUES/APPROPRIATIONS - SUPPLIES		(5,316)	(12,157)	(15,270)	(15,654)	(16,045)	(16,444)	(16,857)

04/30/2020

BUDGET REPORT FOR CITY OF PONTIAC
Calculations as of 06/30/2020

GL NUMBER	DESCRIPTION	2019-20 ACTIVITY THRU 06/30/20	2019-20 PROJECTED ACTIVITY	2020-21 MAYOR REC. BUDGET	2021-22 MAYOR REC. BUDGET	2022-23 MAYOR REC. BUDGET	2023-24 MAYOR REC. BUDGET	2024-25 MAYOR REC. BUDGET
OTHER SERVICES AND CHARGES								
212-814-806.000	Engineering Services			20,000				
212-814-818.000	Other Professional Services	1,113	1,233	4,500	4,613	4,728	4,846	4,967
212-814-818.006	Contractual Mowing Services	605	1,099	1,600	1,640	1,681	1,723	1,766
212-814-818.037	CONTRACTUAL JANITORIAL SERVICES	13,610	19,598	21,940	22,489	23,051	23,627	24,219
212-814-818.245	PROF. SERV - SNOW REMOVAL	2,471	2,471	10,000	10,250	10,506	10,769	11,038
212-814-820.008	Services - Security Alarm Systems	607	850	850	871	893	915	938
212-814-851.000	SERVICES - COMMUNICATIONS-TELEPHONE	2,994	3,345	2,530	2,593	2,658	2,725	2,793
212-814-852.010	SERVICES - CABLE TV/INTERNET	4,146	4,842	5,330	5,463	5,600	5,740	5,883
212-814-864.000	Truck & Bus Rental	825	1,218	1,500	1,538	1,576	1,615	1,656
212-814-914.000	Insurance Property Coverage	9,048	12,359	14,130	14,483	14,845	15,216	15,597
212-814-921.000	Utilities Electricity	7,145	10,172	10,477	10,739	11,007	11,283	11,565
212-814-922.000	Utilities Water & Sewer	2,265	3,278	3,442	3,528	3,616	3,707	3,799
212-814-923.000	Utilities Gas Heat	3,548	5,783	6,072	6,224	6,379	6,539	6,702
212-814-931.001	Services - Building Maintenance	2,429	4,629	6,000	6,150	6,304	6,461	6,623
212-814-931.002	Services - Ground Maintenance	117	363	5,000	5,125	5,253	5,384	5,519
212-814-931.003	Services - Building Equip Maint	245	445	7,000	7,175	7,354	7,538	7,727
212-814-932.008	Services - Maintenance-Fire Exting	347	500	500	513	525	538	552
212-814-942.000	Services - Equipment Renti Non-City	2	2					
212-814-942.002	COPIER SUPPLIES	27	27					
212-814-943.000	Services - Equip Renti City-Owned	3,128	3,606	500	513	525	538	552
212-814-962.022	101 Admin Allocation-To Other Funds	18,233	24,311	24,311	25,040	25,792	26,565	27,362
212-814-967.010	DPW SUPPORT SERVICES	4,331	6,161	6,240	6,428	6,620	6,819	7,024
NET OF REVENUES/APPROPRIATIONS - OTHER SERVICES AND CHARGES		(77,336)	(106,292)	(151,922)	(135,375)	(138,913)	(142,548)	(146,281)
CAPITAL OUTLAY								
212-814-974.043	BOWEN PARKING LOT REPLACEMENT	219	219					
NET OF REVENUES/APPROPRIATIONS - CAPITAL OUTLAY		(219)	(219)					
NET OF REVENUES/APPROPRIATIONS - 814 - Bowen Senior Citizen Center		(142,728)	(217,044)	(296,132)	(283,840)	(291,753)	(299,890)	(308,264)
NET OF REVENUES/APPROPRIATIONS - RECREATION AND CULTURE		(292,204)	(436,160)	(534,542)	(528,943)	(543,738)	(558,949)	(574,605)
ESTIMATED REVENUES - F0.00		361,189	374,418	366,592	370,098	373,637	377,213	380,827
APPROPRIATIONS - FUND 0.00		292,204	436,160	534,542	528,943	543,738	558,949	574,605
NET OF REVENUES/APPROPRIATIONS - FUND 212		68,985	(61,742)	(167,950)	(158,845)	(170,101)	(181,736)	(193,778)
BEGINNING FUND BALANCE		1,031,791	1,031,791	970,049	802,099	643,254	473,153	291,417
ENDING FUND BALANCE		1,100,776	970,049	802,099	643,254	473,153	291,417	97,639

04/30/2020

BUDGET REPORT FOR CITY OF PONTIAC
Calculations as of 06/30/2020

GL NUMBER	DESCRIPTION	2019-20 ACTIVITY THRU 06/30/20	2019-20 PROJECTED ACTIVITY	2020-21 MAYOR REC. BUDGET	2021-22 MAYOR REC. BUDGET	2022-23 MAYOR REC. BUDGET	2023-24 MAYOR REC. BUDGET	2024-25 MAYOR REC. BUDGET
Fund 226 - Sanitation Fund								
Function: Unclassified								
Dept 000								
PROPERTY TAXES								
226-000-403.000	Current Property taxes	1,869,264	1,861,123	1,880,088	1,899,246	1,918,599	1,938,150	1,957,900
226-000-403.002	Property Tax Chargebacks	(5,922)	(50,000)	(50,000)	(50,000)	(50,000)	(50,000)	(50,000)
NET OF REVENUES/APPROPRIATIONS - PROPERTY TAXES		1,863,342	1,811,123	1,830,088	1,849,246	1,868,599	1,888,150	1,907,900
CHARGES FOR SERVICES								
226-000-626.050	SANITATION USER FEES	713,769	713,769	1,075,861	643,129	713,015	785,524	860,867
226-000-630.002	Litter Clean-Up	3,708	3,645					
226-000-630.004	Commercial & Residential User Fee-In	988,821	1,300,000	1,313,500	1,339,770	1,366,565	1,393,897	1,421,775
NET OF REVENUES/APPROPRIATIONS - CHARGES FOR SERVICES		1,706,298	2,017,414	2,389,361	1,982,899	2,079,580	2,179,421	2,282,642
STATE GRANTS								
226-000-573.000	LOCAL COMMUNITY STABILIZATION SHARE TAX	44,247	93,961	93,961	93,961	93,961	93,961	93,961
NET OF REVENUES/APPROPRIATIONS - STATE GRANTS		44,247	93,961	93,961	93,961	93,961	93,961	93,961
OTHER REVENUE								
226-000-686.000	REIMBURSEMENTS	300	625,000					
NET OF REVENUES/APPROPRIATIONS - OTHER REVENUE		300	625,000					
INTEREST AND RENTS								
226-000-665.001	Investments Income	62,150	65,000	40,800	41,004	41,209	41,415	41,622
226-000-665.100	UNREALIZED MARKET ADJUSTMENTS	3,239	5,000					
NET OF REVENUES/APPROPRIATIONS - INTEREST AND RENTS		65,389	70,000	40,800	41,004	41,209	41,415	41,622
NET OF REVENUES/APPROPRIATIONS - 000 -		3,679,576	4,617,498	4,354,210	3,967,110	4,083,349	4,202,947	4,326,125
NET OF REVENUES/APPROPRIATIONS - Unclassified		3,679,576	4,617,498	4,354,210	3,967,110	4,083,349	4,202,947	4,326,125

04/30/2020

BUDGET REPORT FOR CITY OF PONTIAC
Calculations as of 06/30/2020

GL NUMBER	DESCRIPTION	2019-20 ACTIVITY THRU 06/30/20	2019-20 PROJECTED ACTIVITY	2020-21 MAYOR REC. BUDGET	2021-22 MAYOR REC. BUDGET	2022-23 MAYOR REC. BUDGET	2023-24 MAYOR REC. BUDGET	2024-25 MAYOR REC. BUDGET
Function: PUBLIC WORKS								
Dept 528 - Sanitation Collection								
PERSONNEL SERVICES								
226-528-702.000	Salaries & Wages	13,632	21,005	56,394	58,085	59,828	61,623	63,471
226-528-702.004	Overtime Wages	772	1,271	1,144	1,179	1,214	1,250	1,288
226-528-707.003	CELL PHONE STIPEND	350	576	1,200	1,236	1,273	1,311	1,351
226-528-715.000	F.I.C.A. - City Contribution	1,127	1,746	4,406	4,538	4,674	4,814	4,959
226-528-716.000	MEDICAL INSURANCE	51	84	18,597	19,155	19,730	20,321	20,931
226-528-717.000	Life Insurance	3	5	650	670	690	710	732
226-528-718.500	MERS EMPLOYER CONTRIBUTIONS	35	58	2,184	2,250	2,317	2,387	2,458
226-528-719.000	Workers Compensation Insurance	758	1,249	4,499	4,634	4,773	4,916	5,064
226-528-719.001	Dental Insurance	6	9	524	540	556	572	590
226-528-719.007	WORKERS COMP ALLOCATION			37,072	38,184	39,330	40,510	41,725
NET OF REVENUES/APPROPRIATIONS - PERSONNEL SERVICES		{16,734}	{26,003}	{126,670}	{130,471}	{134,385}	{138,414}	{142,569}
SUPPLIES								
226-528-727.000	Office Supplies		200	200	201	208	218	220
226-528-728.000	Postage		1,500	1,500	1,538	1,576	1,615	1,656
226-528-728.001	Postage - Large Mailing		1,500	1,500	1,538	1,576	1,615	1,656
226-528-729.001	Printed Forms		1,200	1,200	1,230	1,261	1,292	1,325
226-528-731.003	COMPUTER EQUIPMENT	1,875	2,106	2,000	2,050	2,101	2,154	2,208
226-528-746.001	Personal Protective Wear		1,200	600	615	630	646	662
226-528-749.001	Motor Fuel, Oil & Lubricants	2,231	6,000	4,000	4,100	4,203	4,308	4,415
NET OF REVENUES/APPROPRIATIONS - SUPPLIES		{4,106}	{13,706}	{11,000}	{11,272}	{11,555}	{11,848}	{12,142}

04/30/2020

BUDGET REPORT FOR CITY OF PONTIAC
Calculations as of 06/30/2020

GL NUMBER	DESCRIPTION	2019-20 ACTIVITY THRU 06/30/20	2019-20 PROJECTED ACTIVITY	2020-21 MAYOR REC. BUDGET	2021-22 MAYOR REC. BUDGET	2022-23 MAYOR REC. BUDGET	2023-24 MAYOR REC. BUDGET	2024-25 MAYOR REC. BUDGET
OTHER SERVICES AND CHARGES								
226-528-806.000	Engineering Services	57,208	94,208	100,000	102,500	105,063	107,689	110,381
226-528-816.000	Services - Contracted Construction			500,000				
226-528-818.000	Other Professional Services	44,657	41,063					
226-528-818.009	SANITATION SERVICES - ADVANCED	1,870,635	2,782,700	2,866,200	2,952,200	3,040,800	3,132,000	3,226,000
226-528-851.000	SERVICES - COMMUNICATIONS-TELEPHONE	112	233	300	308	315	323	331
226-528-852.010	SERVICES - CABLE TV/INTERNET	297	483	820	841	862	883	905
226-528-914.000	Insurance Property Coverage	6,726	9,618	11,630	11,921	12,219	12,524	12,837
226-528-922.000	Utilities Water & Sewer	175,544	238,005	249,905	256,153	262,556	269,120	275,848
226-528-931.002	Services - Ground Maintenance	3,400	6,800	6,800	6,970	7,144	7,323	7,506
226-528-942.000	Services - Equipment Rentl Non-City	3	200					
226-528-943.000	Services - Equip Rentl City-Owned	25,925	17,000	17,000	17,425	17,861	18,307	18,765
226-528-955.200	LANDFILL CLOSURE-MDEQ EXP	75,436	74,351	150,000	153,750	157,594	161,534	165,572
226-528-957.002	Training Expense		500	500	513	525	538	552
226-528-962.022	101 Admin Allocation-To Other Funds	152,106	202,808	208,755	215,018	221,468	228,112	234,956
226-528-967.010	DPW SUPPORT SERVICES	80,135	114,412	104,630	107,768	111,002	114,332	117,761
NET OF REVENUES/APPROPRIATIONS - OTHER SERVICES AND CHARGES		(2,492,184)	(3,582,381)	(4,216,540)	(3,825,367)	(3,937,409)	(4,052,685)	(4,171,414)
NET OF REVENUES/APPROPRIATIONS - 528 - Sanitation Collection		(2,513,024)	(3,622,090)	(4,354,210)	(3,967,110)	(4,083,349)	(4,202,947)	(4,326,125)
NET OF REVENUES/APPROPRIATIONS - PUBLIC WORKS		(2,513,024)	(3,622,090)	(4,354,210)	(3,967,110)	(4,083,349)	(4,202,947)	(4,326,125)
ESTIMATED REVENUES - FUND 0.00		3,679,576	4,617,498	4,354,210	3,967,110	4,083,349	4,202,947	4,326,125
APPROPRIATIONS - FUND 0.00		2,513,024	3,622,090	4,354,210	3,967,110	4,083,349	4,202,947	4,326,125
NET OF REVENUES/APPROPRIATIONS - FUND 226		1,166,552	995,408					
BEGINNING FUND BALANCE		6,177,618	6,177,618	7,173,026	7,173,026	7,173,026	7,173,026	7,173,026
ENDING FUND BALANCE		7,344,170	7,173,026	7,173,026	7,173,026	7,173,026	7,173,026	7,173,026

04/30/2020

BUDGET REPORT FOR CITY OF PONTIAC
Calculations as of 06/30/2020

GL NUMBER	DESCRIPTION	2019-20 ACTIVITY THRU 06/30/20	2019-20 PROJECTED ACTIVITY	2020-21 MAYOR REC. BUDGET	2021-22 MAYOR REC. BUDGET	2022-23 MAYOR REC. BUDGET	2023-24 MAYOR REC. BUDGET	2024-25 MAYOR REC. BUDGET
Fund 231 - CABLE FUND								
Function: Unclassified								
Dept 000								
CHARGES FOR SERVICES								
231-000-641.003	AT&T PEG Fees	28,149	37,252	39,000	39,780	40,576	41,387	42,215
231-000-641.004	Comcast PEG Fees	53,572	107,144	110,000	112,200	114,444	116,733	119,068
NET OF REVENUES/APPROPRIATIONS - CHARGES FOR SERVICES		81,721	144,396	149,000	151,980	155,020	158,120	161,283
INTEREST AND RENTS								
231-000-665.001	Investments Income	10,249	10,200	8,000	8,040	8,080	8,121	8,161
231-000-665.100	UNREALIZED MARKET ADJUSTMENTS	562	750					
NET OF REVENUES/APPROPRIATIONS - INTEREST AND RENTS		10,811	10,950	8,000	8,040	8,080	8,121	8,161
NET OF REVENUES/APPROPRIATIONS - 000 -		92,532	155,346	157,000	160,020	163,100	166,241	169,444
NET OF REVENUES/APPROPRIATIONS - Unclassified		92,532	155,346	157,000	160,020	163,100	166,241	169,444
Function: GENERAL GOVERNMENT								
Dept 291 - CABLE								
PERSONNEL SERVICES								
231-291-702.000	Salaries & Wages	54,062	84,593	88,860	91,525	94,271	97,099	100,012
231-291-715.000	F.I.C.A. - City Contribution	4,051	6,337	6,798	7,002	7,212	7,428	7,651
231-291-716.000	MEDICAL INSURANCE	12,016	18,631	18,597	19,155	19,730	20,321	20,931
231-291-717.000	Life Insurance	273	449	1,010	1,040	1,072	1,104	1,137
231-291-718.500	MERS EMPLOYER CONTRIBUTIONS	1,810	2,826	2,879	2,966	3,055	3,146	3,241
231-291-719.000	Workers Compensation Insurance	498	819	830	855	881	907	934
231-291-719.001	Dental Insurance	273	393	886	912	940	968	997
NET OF REVENUES/APPROPRIATIONS - PERSONNEL SERVICES		(72,983)	(114,048)	(119,860)	(123,455)	(127,161)	(130,973)	(134,903)
SUPPLIES								
231-291-731.001	COMPUTER SUPPLIES	318	500	500	513	525	538	552
231-291-731.003	COMPUTER EQUIPMENT	6,723	6,723	5,000	5,125	5,253	5,384	5,519
231-291-735.000	Video Equipment Supplies	1,114	5,000	5,000	5,125	5,253	5,384	5,519
231-291-740.000	Operating Supplies	2,228	10,000	10,000	10,250	10,506	10,769	11,038
NET OF REVENUES/APPROPRIATIONS - SUPPLIES		(10,383)	(22,223)	(20,500)	(21,013)	(21,537)	(22,075)	(22,628)

04/30/2020

BUDGET REPORT FOR CITY OF PONTIAC
Calculations as of 06/30/2020

GL NUMBER	DESCRIPTION	2019-20 ACTIVITY THRU 06/30/20	2019-20 PROJECTED ACTIVITY	2020-21 MAYOR REC. BUDGET	2021-22 MAYOR REC. BUDGET	2022-23 MAYOR REC. BUDGET	2023-24 MAYOR REC. BUDGET	2024-25 MAYOR REC. BUDGET
OTHER SERVICES AND CHARGES								
231-291-818.000	Other Professional Services	2,388	5,000	5,000	5,125	5,253	5,384	5,519
231-291-851.000	SERVICES - COMMUNICATIONS-TELEPHONE	171	215	200	205	210	215	221
231-291-852.010	SERVICES - CABLE TV/INTERNET	413	574	560	574	588	603	618
231-291-901.000	Printing and Bindery Service		100	100	103	105	108	110
231-291-914.000	Insurance Property Coverage	3,725	5,059	8,176	8,380	8,590	8,805	9,025
231-291-926.000	UTILITIES CABLE	1,252	1,500	1,500	1,538	1,576	1,615	1,656
231-291-931.113	CABLE/VIDEO EQUIP REPAIRS		500	500	513	525	538	552
231-291-957.002	Training Expense	155	155	200	205	210	215	221
231-291-962.022	101 Admin Allocation-To Other Funds	12,353	16,470	16,470	16,964	17,473	17,997	18,537
NET OF REVENUES/APPROPRIATIONS - OTHER SERVICES AND CHARGES		(20,457)	(29,573)	(32,706)	(33,607)	(34,530)	(35,480)	(36,459)
CAPITAL OUTLAY								
231-291-977.011	Computer Equipment	998	66,132	66,132				
231-291-977.014	Video Equipment		16,573	16,573				
NET OF REVENUES/APPROPRIATIONS - CAPITAL OUTLAY		(998)	(82,705)	(82,705)				
NET OF REVENUES/APPROPRIATIONS - 291 - CABLE		(104,821)	(248,549)	(255,771)	(178,075)	(183,228)	(188,528)	(193,990)
NET OF REVENUES/APPROPRIATIONS - GENERAL GOVERNMENT		(104,821)	(248,549)	(255,771)	(178,075)	(183,228)	(188,528)	(193,990)
ESTIMATED REVENUES - F0.00		92,532	155,346	157,000	160,020	163,100	166,241	169,444
APPROPRIATIONS - FUND 0.00		104,821	248,549	255,771	178,075	183,228	188,528	193,990
NET OF REVENUES/APPROPRIATIONS - FUND 231		(12,289)	(93,203)	(98,771)	(18,055)	(20,128)	(22,287)	(24,546)
BEGINNING FUND BALANCE		1,200,486	1,200,486	1,107,283	1,008,512	990,457	970,329	948,042
ENDING FUND BALANCE		1,188,197	1,107,283	1,008,512	990,457	970,329	948,042	923,496

04/30/2020

BUDGET REPORT FOR CITY OF PONTIAC
Calculations as of 06/30/2020

GL NUMBER	DESCRIPTION	2019-20 ACTIVITY THRU 06/30/20	2019-20 PROJECTED ACTIVITY	2020-21 MAYOR REC. BUDGET	2021-22 MAYOR REC. BUDGET	2022-23 MAYOR REC. BUDGET	2023-24 MAYOR REC. BUDGET	2024-25 MAYOR REC. BUDGET
Fund 239 - TAX INCREMENT FINANCE AUTHORITY #2								
Function: Unclassified								
Dept 000								
PROPERTY TAXES								
239-000-403.001	Current Property taxes increment		36,362	36,733	37,107	37,485	37,867	38,253
239-000-403.002	Property Tax Chargebacks	3	(5,000)	(5,000)	(5,000)	(5,000)	(5,000)	(5,000)
NET OF REVENUES/APPROPRIATIONS - PROPERTY TAXES		3	31,362	31,733	32,107	32,485	32,867	33,253
CHARGES FOR SERVICES								
239-000-636.002	TIFA SERVICE FEE	50,000	50,000	50,000	50,000	50,000	50,000	50,000
NET OF REVENUES/APPROPRIATIONS - CHARGES FOR SERVICES		50,000	50,000	50,000	50,000	50,000	50,000	50,000
STATE GRANTS								
239-000-573.000	LOCAL COMMUNITY STABILIZATION SHARE TAX	17,600	17,600	17,600	17,600	17,600	17,600	17,600
NET OF REVENUES/APPROPRIATIONS - STATE GRANTS		17,600	17,600	17,600	17,600	17,600	17,600	17,600
CONTRIBUTION FROM LOCAL UNITS								
239-000-674.101	CONTRIBUTION FROM 101		279,957	277,005	250,896	235,283	219,667	
NET OF REVENUES/APPROPRIATIONS - CONTRIBUTION FROM LOCAL UNITS			279,957	277,005	250,896	235,283	219,667	
NET OF REVENUES/APPROPRIATIONS - 000 -		67,603	378,919	376,338	350,603	335,368	320,134	100,853
NET OF REVENUES/APPROPRIATIONS - Unclassified		67,603	378,919	376,338	350,603	335,368	320,134	100,853

04/30/2020

BUDGET REPORT FOR CITY OF PONTIAC
Calculations as of 06/30/2020

GL NUMBER	DESCRIPTION	2019-20 ACTIVITY THRU 06/30/20	2019-20 PROJECTED ACTIVITY	2020-21 MAYOR REC. BUDGET	2021-22 MAYOR REC. BUDGET	2022-23 MAYOR REC. BUDGET	2023-24 MAYOR REC. BUDGET	2024-25 MAYOR REC. BUDGET
Function: COMMUNITY AND ECONOMIC DEVELOPMENT								
Dept 739 - Tifa Area # 2 Administration								
OTHER SERVICES AND CHARGES								
239-739-959.000	Miscellaneous Expenses	600	600	600	615	630	646	662
NET OF REVENUES/APPROPRIATIONS - OTHER SERVICES AND CHARGES		(600)	(600)	(600)	(615)	(630)	(646)	(662)
NET OF REVENUES/APPROPRIATIONS - 739 - Tifa Area # 2 Administration		(600)	(600)	(600)	(615)	(630)	(646)	(662)
NET OF REVENUES/APPROPRIATIONS - COMMUNITY AND ECONOMIC DEVELOPMENT		(600)	(600)	(600)	(615)	(630)	(646)	(662)
Function: DEBT SERVICE								
Dept 925 - Debt Service								
APPROPRIATION (OPERATING) TRANSFERS (OUT)								
239-925-999.101	TRANSFER OUT TO FUND 101							100,191
NET OF REVENUES/APPROPRIATIONS - APPROPRIATION (OPERATING) TRANSFERS (OUT)								(100,191)
DEBT SERVICE								
239-925-992.082	DEBT SERV.- 07C TIFA 2 BONDS-99 MARRIOTT	305,000	305,000	315,000	305,000	305,000	305,000	
239-925-992.101	FINANCIAL GUARANTEE - GENERAL FUND		279,957	277,005	250,896	235,283	219,667	(100,191)
239-925-995.001	Interest Expense Bonds	73,319	73,319	60,738	44,988	29,738	14,488	
NET OF REVENUES/APPROPRIATIONS - DEBT SERVICE		(378,319)	(658,276)	(652,743)	(600,884)	(570,021)	(539,155)	100,191
NET OF REVENUES/APPROPRIATIONS - 925 - Debt Service		(378,319)	(658,276)	(652,743)	(600,884)	(570,021)	(539,155)	
NET OF REVENUES/APPROPRIATIONS - DEBT SERVICE		(378,319)	(658,276)	(652,743)	(600,884)	(570,021)	(539,155)	
ESTIMATED REVENUES - F 0.00								
APPROPRIATIONS - FUND 0.00		67,603	378,919	376,338	350,603	335,368	320,134	100,853
NET OF REVENUES/APPROPRIATIONS - FUND 239		(311,316)	(279,957)	(277,005)	(250,896)	(235,283)	(219,667)	100,191
BEGINNING FUND BALANCE		(2,660,559)	(2,660,559)	(2,940,516)	(3,217,521)	(3,468,417)	(3,703,700)	(3,923,367)
ENDING FUND BALANCE		(2,971,875)	(2,940,516)	(3,217,521)	(3,468,417)	(3,703,700)	(3,923,367)	(3,823,176)

04/30/2020

BUDGET REPORT FOR CITY OF PONTIAC
Calculations as of 06/30/2020

GL NUMBER	DESCRIPTION	2019-20 ACTIVITY THRU 06/30/20	2019-20 PROJECTED ACTIVITY	2020-21 MAYOR REC. BUDGET	2021-22 MAYOR REC. BUDGET	2022-23 MAYOR REC. BUDGET	2023-24 MAYOR REC. BUDGET	2024-25 MAYOR REC. BUDGET
Fund 240 - TAX INCREMENT FINANCE AUTHORITY #3								
Function: Unclassified								
Dept 000								
PROPERTY TAXES								
240-000-403.001	Current Property taxes increment	2,540,519	1,378,937	1,392,989	1,407,183	1,421,523	1,436,008	1,450,641
240-000-403.002	Property Tax Chargebacks	159	(10,000)	(10,000)	(10,000)	(10,000)	(10,000)	(10,000)
NET OF REVENUES/APPROPRIATIONS - PROPERTY TAXES		2,540,678	1,368,937	1,382,989	1,397,183	1,411,523	1,426,008	1,440,641
STATE GRANTS								
240-000-573.000	LOCAL COMMUNITY STABILIZATION SHARE TAX	218,999	218,999	218,999	218,999	218,999	218,999	218,999
NET OF REVENUES/APPROPRIATIONS - STATE GRANTS		218,999	218,999	218,999	218,999	218,999	218,999	218,999
CONTRIBUTION FROM LOCAL UNITS								
240-000-674.101	CONTRIBUTION FROM 101		372,708	363,075	691,146	724,071	355,602	384,010
NET OF REVENUES/APPROPRIATIONS - CONTRIBUTION FROM LOCAL UNITS			372,708	363,075	691,146	724,071	355,602	384,010
NET OF REVENUES/APPROPRIATIONS - 000 -		2,759,677	1,960,644	1,965,063	2,307,328	2,354,593	2,000,609	2,043,650
NET OF REVENUES/APPROPRIATIONS - Unclassified		2,759,677	1,960,644	1,965,063	2,307,328	2,354,593	2,000,609	2,043,650

04/30/2020

BUDGET REPORT FOR CITY OF PONTIAC
Calculations as of 06/30/2020

GL NUMBER	DESCRIPTION	2019-20 ACTIVITY THRU 06/30/20	2019-20 PROJECTED ACTIVITY	2020-21 MAYOR REC. BUDGET	2021-22 MAYOR REC. BUDGET	2022-23 MAYOR REC. BUDGET	2023-24 MAYOR REC. BUDGET	2024-25 MAYOR REC. BUDGET
Function: COMMUNITY AND ECONOMIC DEVELOPMENT								
Dept 730 - Tifa Area # 3 Administration								
OTHER SERVICES AND CHARGES								
240-730-959.000	Miscellaneous Expenses	600	600	600	615	630	646	662
NET OF REVENUES/APPROPRIATIONS - OTHER SERVICES AND CHARGES		(600)	(600)	(600)	(615)	(630)	(646)	(662)
DEBT SERVICE								
240-730-992.101	FINANCIAL GUARANTEE - GENERAL FUND		372,708	363,075	691,146	724,071	355,602	384,010
NET OF REVENUES/APPROPRIATIONS - DEBT SERVICE			(372,708)	(363,075)	(691,146)	(724,071)	(355,602)	(384,010)
NET OF REVENUES/APPROPRIATIONS - 730 - Tifa Area # 3 Administration		(600)	(373,308)	(363,675)	(691,761)	(724,701)	(356,248)	(384,672)
NET OF REVENUES/APPROPRIATIONS - COMMUNITY AND ECONOMIC DEVELOPMENT		(600)	(373,308)	(363,675)	(691,761)	(724,701)	(356,248)	(384,672)
Function: DEBT SERVICE								
Dept 925 - Debt Service								
DEBT SERVICE								
240-925-992.083	DEBT SERV.- 07C TIFA 3 BONDS-2002 BONDS	1,105,000	1,105,000	1,155,000	1,555,000	1,680,000	1,410,000	1,520,000
240-925-995.001	Interest Expense Bonds	855,044	855,044	809,463	751,713	673,963	589,963	522,988
NET OF REVENUES/APPROPRIATIONS - DEBT SERVICE		(1,960,044)	(1,960,044)	(1,964,463)	(2,306,713)	(2,353,963)	(1,999,963)	(2,042,988)
NET OF REVENUES/APPROPRIATIONS - 925 - Debt Service		(1,960,044)	(1,960,044)	(1,964,463)	(2,306,713)	(2,353,963)	(1,999,963)	(2,042,988)
NET OF REVENUES/APPROPRIATIONS - DEBT SERVICE		(1,960,044)	(1,960,044)	(1,964,463)	(2,306,713)	(2,353,963)	(1,999,963)	(2,042,988)
ESTIMATED REVENUES - FUND 0.00		2,759,677	1,960,644	1,965,063	2,307,328	2,354,593	2,000,609	2,043,650
APPROPRIATIONS - FUND 0.00		1,960,644	2,333,352	2,328,138	2,998,474	3,078,664	2,356,211	2,427,660
NET OF REVENUES/APPROPRIATIONS - FUND 240		799,033	(372,708)	(363,075)	(691,146)	(724,071)	(355,602)	(384,010)
BEGINNING FUND BALANCE		(1,745,754)	(1,745,754)	(2,118,462)	(2,481,537)	(3,172,683)	(3,896,754)	(4,252,356)
ENDING FUND BALANCE		(946,721)	(2,118,462)	(2,481,537)	(3,172,683)	(3,896,754)	(4,252,356)	(4,636,366)

04/30/2020

BUDGET REPORT FOR CITY OF PONTIAC
Calculations as of 06/30/2020

GL NUMBER	DESCRIPTION	2019-20 ACTIVITY THRU 06/30/20	2019-20 PROJECTED ACTIVITY	2020-21 MAYOR REC. BUDGET	2021-22 MAYOR REC. BUDGET	2022-23 MAYOR REC. BUDGET	2023-24 MAYOR REC. BUDGET	2024-25 MAYOR REC. BUDGET
Fund 243 - Brownfield Redeveloping Auth								
Function: Unclassified								
Dept 000								
PROPERTY TAXES								
243-000-403.001	Current Property taxes Increment	68,403	5,098	5,150	5,202	5,255	5,309	5,363
243-000-403.002	Property Tax Chargebacks	(57)	(1,000)	(1,000)	(1,000)	(1,000)	(1,000)	(1,000)
NET OF REVENUES/APPROPRIATIONS - PROPERTY TAXES		68,346	4,098	4,150	4,202	4,255	4,309	4,363
NET OF REVENUES/APPROPRIATIONS - 000 -		68,346	4,098	4,150	4,202	4,255	4,309	4,363
NET OF REVENUES/APPROPRIATIONS - Unclassified		68,346	4,098	4,150	4,202	4,255	4,309	4,363
Function: COMMUNITY AND ECONOMIC DEVELOPMENT								
Dept 732 - BRA Administration								
OTHER SERVICES AND CHARGES								
243-732-818.054	TAX INCREMENT PAYMENT-BROWNFIELD 4		40,070					
243-732-959.000	Miscellaneous Expenses			5,150	5,202	5,255	5,309	5,363
NET OF REVENUES/APPROPRIATIONS - OTHER SERVICES AND CHARGES			(40,070)	(5,150)	(5,202)	(5,255)	(5,309)	(5,363)
NET OF REVENUES/APPROPRIATIONS - 732 - BRA Administration			(40,070)	(5,150)	(5,202)	(5,255)	(5,309)	(5,363)
NET OF REVENUES/APPROPRIATIONS - COMMUNITY AND ECONOMIC DEVELOPMENT			(40,070)	(5,150)	(5,202)	(5,255)	(5,309)	(5,363)
ESTIMATED REVENUES - F0.00		68,346	4,098	4,150	4,202	4,255	4,309	4,363
APPROPRIATIONS - FUND 0.00			40,070	5,150	5,202	5,255	5,309	5,363
NET OF REVENUES/APPROPRIATIONS - FUND 243		68,346	(35,972)	(1,000)	(1,000)	(1,000)	(1,000)	(1,000)
BEGINNING FUND BALANCE		267,218	267,218	231,246	230,246	229,246	228,246	227,246
ENDING FUND BALANCE		335,564	231,246	230,246	229,246	228,246	227,246	226,246

04/30/2020

BUDGET REPORT FOR CITY OF PONTIAC
Calculations as of 06/30/2020

GL NUMBER	DESCRIPTION	2019-20 ACTIVITY THRU 06/30/20	2019-20 PROJECTED ACTIVITY	2020-21 MAYOR REC. BUDGET	2021-22 MAYOR REC. BUDGET	2022-23 MAYOR REC. BUDGET	2023-24 MAYOR REC. BUDGET	2024-25 MAYOR REC. BUDGET
Fund 249 - BUILDING INSPECTION FUND								
Function: Unclassified								
Dept 000								
LICENSES AND PERMITS								
249-000-456.000	Multi registrations	104,150	127,714	108,500	108,500	111,755	115,108	118,561
249-000-456.001	Single family	193,206	255,610	290,600	290,600	299,318	308,298	317,547
249-000-468.003	Registration Builders	2,290	3,566	4,000	4,000	4,120	4,244	4,371
249-000-468.005	Registration Reciprocal Heating	1,755	2,391	1,300	1,300	1,339	1,379	1,420
249-000-468.008	Registration Electrical License	3,780	4,620	3,800	3,800	3,914	4,031	4,152
249-000-477.003	Insp Building Permit	2,761,210	2,111,820	1,608,415	1,318,415	1,357,967	1,398,706	1,440,667
249-000-477.004	Insp Plumbing Permit	102,426	208,891	90,000	90,000	92,700	95,481	98,345
249-000-477.005	Insp Heating Permit	114,737	128,398	125,000	125,000	128,750	132,613	136,591
249-000-477.007	Insp Signs Permit	2,700	3,086	1,800	1,800	1,854	1,910	1,967
249-000-477.008	Insp Electrical Permit	268,463	235,800	261,692	120,000	123,600	127,308	131,127
249-000-477.010	Insp Demolition Permit	24,935	38,640	30,000	30,000	30,900	31,827	32,782
249-000-477.011	FIRE ALARM PERMIT	18,350	26,657	20,000	20,000	20,600	21,218	21,855
NET OF REVENUES/APPROPRIATIONS - LICENSES AND PERMITS		3,598,002	3,147,193	2,545,107	2,113,415	2,176,817	2,242,123	2,309,385
CHARGES FOR SERVICES								
249-000-614.371	PLAN REVIEW FEE	192,023	180,000	272,023	100,000	102,000	104,040	106,121
249-000-625.016	10% Late Penalty	1,175	1,500	1,200	1,224	1,248	1,273	1,298
NET OF REVENUES/APPROPRIATIONS - CHARGES FOR SERVICES		193,198	181,500	273,223	101,224	103,248	105,313	107,419
OTHER REVENUE								
249-000-671.000	MISCELLANEOUS REVENUE	8	8					
NET OF REVENUES/APPROPRIATIONS - OTHER REVENUE		8	8					
INTEREST AND RENTS								
249-000-665.001	Investments Income	5,710	6,709	2,500	2,513	2,526	2,539	2,552
249-000-665.100	UNREALIZED MARKET ADJUSTMENTS	549	750					
NET OF REVENUES/APPROPRIATIONS - INTEREST AND RENTS		6,259	7,459	2,500	2,513	2,526	2,539	2,552
NET OF REVENUES/APPROPRIATIONS - 000 -		3,797,467	3,336,160	2,820,830	2,217,152	2,282,591	2,349,975	2,419,356
NET OF REVENUES/APPROPRIATIONS - Unclassified		3,797,467	3,336,160	2,820,830	2,217,152	2,282,591	2,349,975	2,419,356

04/30/2020

BUDGET REPORT FOR CITY OF PONTIAC
Calculations as of 06/30/2020

GL NUMBER	DESCRIPTION	2019-20 ACTIVITY THRU 06/30/20	2019-20 PROJECTED ACTIVITY	2020-21 MAYOR REC. BUDGET	2021-22 MAYOR REC. BUDGET	2022-23 MAYOR REC. BUDGET	2023-24 MAYOR REC. BUDGET	2024-25 MAYOR REC. BUDGET
Function: PUBLIC SAFETY								
Dept 371 - BUILDING INSPECTION DEPARTMENT								
SUPPLIES								
249-371-727.000	Office Supplies	1,529	2,500	2,500	2,563	2,627	2,693	2,760
249-371-728.000	Postage	5,475	11,161	9,000	9,225	9,456	9,692	9,934
249-371-729.001	Printed Forms		350	350	359	368	377	386
249-371-730.000	Publications & Maps		500	500	513	526	539	552
249-371-731.003	COMPUTER EQUIPMENT		3,000	3,000	3,075	3,152	3,231	3,312
NET OF REVENUES/APPROPRIATIONS - SUPPLIES		(7,004)	(17,511)	(15,350)	(15,735)	(16,129)	(16,532)	(16,944)
OTHER SERVICES AND CHARGES								
249-371-804.018	Legal Services-Giarmarco Mullins		4,635	4,500	4,613	4,728	4,846	4,967
249-371-807.000	Services - Membership Dues	700	700	1,000	1,025	1,051	1,077	1,104
249-371-813.000	Services - Hearing Officer	1,540	2,310	1,500	1,538	1,576	1,615	1,655
249-371-813.010	SERVICES - BOARD OF APPEALS	3,270	4,905	3,500	3,588	3,678	3,770	3,864
249-371-816.004	SERVICES - FOIA		500	500	513	526	539	552
249-371-818.000	Other Professional Services		10,500	10,000	10,250	10,506	10,769	11,038
249-371-818.001	PROFESSIONAL SERVICES-WADE TRIM	1,258,070	1,780,110	2,438,620	1,742,796	1,777,656	1,813,218	1,849,488
249-371-818.080	PROF. SERV - BS&A	21,665	21,665	22,030	22,540	23,060	23,600	24,150
249-371-851.000	SERVICES - COMMUNICATIONS-TELEPHONE	2,841	3,593	2,240	2,296	2,353	2,412	2,472
249-371-852.010	SERVICES - CABLE TV/INTERNET	3,301	4,592	2,790	2,860	2,932	3,005	3,080
249-371-942.000	Services - Equipment Rent Non-City	1,157	2,600	2,600	2,665	2,732	2,800	2,870
249-371-942.002	COPIER SUPPLIES	1,934	3,109	1,500	1,538	1,576	1,615	1,655
249-371-962.022	101 Admin Allocation-To Other Funds	215,916	287,888	287,888	296,525	305,420	314,583	324,020
249-371-967.010	DPW SUPPORT SERVICES	35,622	50,877	48,310	49,759	51,252	52,789	54,373
NET OF REVENUES/APPROPRIATIONS - OTHER SERVICES AND CHARGES		(1,546,016)	(2,177,984)	(2,826,978)	(2,142,506)	(2,189,046)	(2,236,638)	(2,285,288)
NET OF REVENUES/APPROPRIATIONS - 371 - BUILDING INSPECTION DEPARTMENT		(1,553,020)	(2,195,495)	(2,842,328)	(2,158,241)	(2,205,175)	(2,253,170)	(2,302,232)
NET OF REVENUES/APPROPRIATIONS - PUBLIC SAFETY		(1,553,020)	(2,195,495)	(2,842,328)	(2,158,241)	(2,205,175)	(2,253,170)	(2,302,232)
ESTIMATED REVENUES - F0.00		3,797,467	3,336,160	2,820,830	2,217,152	2,282,591	2,349,975	2,419,356
APPROPRIATIONS - FUND 0.00		1,553,020	2,195,495	2,842,328	2,158,241	2,205,175	2,253,170	2,302,232
NET OF REVENUES/APPROPRIATIONS - FUND 249		2,244,447	1,140,665	(21,498)	58,911	77,416	96,805	117,124
BEGINNING FUND BALANCE		924,180	924,180	2,064,845	2,043,347	2,102,258	2,179,674	2,276,479
ENDING FUND BALANCE		3,168,627	2,064,845	2,043,347	2,102,258	2,179,674	2,276,479	2,393,603

04/30/2020

BUDGET REPORT FOR CITY OF PONTIAC
Calculations as of 06/30/2020

GL NUMBER	DESCRIPTION	2019-20 ACTIVITY THRU 06/30/20	2019-20 PROJECTED ACTIVITY	2020-21 MAYOR REC. BUDGET	2021-22 MAYOR REC. BUDGET	2022-23 MAYOR REC. BUDGET	2023-24 MAYOR REC. BUDGET	2024-25 MAYOR REC. BUDGET
Fund 252 - CDBG FY2012								
Function: COMMUNITY AND ECONOMIC DEVELOPMENT								
Dept 693 - Clearance								
APPROPRIATION (OPERATING) TRANSFERS (OUT								
252-693-999.101	TRANSFER OUT TO FUND 101			30,336				
	NET OF REVENUES/APPROPRIATIONS - APPROPRIATION (OPERATING) TRANSFERS (OUT			(30,336)				
	NET OF REVENUES/APPROPRIATIONS - 693 - Clearance			(30,336)				
	NET OF REVENUES/APPROPRIATIONS - COMMUNITY AND ECONOMIC DEVELOPMENT			(30,336)				
ESTIMATED REVENUES - F0.00								
APPROPRIATIONS - FUND 0.00				30,336				
NET OF REVENUES/APPROPRIATIONS - FUND 252				(30,336)				
BEGINNING FUND BALANCE		30,335	30,335	30,335	(1)	(1)	(1)	(1)
ENDING FUND BALANCE		30,335	30,335	(1)	(1)	(1)	(1)	(1)

04/30/2020

BUDGET REPORT FOR CITY OF PONTIAC
Calculations as of 06/30/2020

GL NUMBER	DESCRIPTION	2019-20 ACTIVITY THRU 06/30/20	2019-20 PROJECTED ACTIVITY	2020-21 MAYOR REC. BUDGET	2021-22 MAYOR REC. BUDGET	2022-23 MAYOR REC. BUDGET	2023-24 MAYOR REC. BUDGET	2024-25 MAYOR REC. BUDGET
Fund 263 - HOME BUYERS ASSISTANCE								
Function: COMMUNITY AND ECONOMIC DEVELOPMENT								
Dept 696 - Program Income								
APPROPRIATION (OPERATING) TRANSFERS (OUT								
263-696-999.101	TRANSFER OUT TO FUND 101			3,639				
NET OF REVENUES/APPROPRIATIONS - APPROPRIATION (OPERATING) TRANSFERS (OUT				(3,639)				
NET OF REVENUES/APPROPRIATIONS - 696 - Program Income				(3,639)				
NET OF REVENUES/APPROPRIATIONS - COMMUNITY AND ECONOMIC DEVELOPMENT				(3,639)				
ESTIMATED REVENUES - F0.00				3,639				
APPROPRIATIONS - FUND 0.00				(3,639)				
NET OF REVENUES/APPROPRIATIONS - FUND 263				3,638				
BEGINNING FUND BALANCE		3,638	3,638	3,638	(1)	(1)	(1)	(1)
ENDING FUND BALANCE		3,638	3,638	(1)	(1)	(1)	(1)	(1)

04/30/2020

BUDGET REPORT FOR CITY OF PONTIAC
Calculations as of 06/30/2020

GL NUMBER	DESCRIPTION	2019-20 ACTIVITY THRU 06/30/20	2019-20 PROJECTED ACTIVITY	2020-21 MAYOR REC. BUDGET	2021-22 MAYOR REC. BUDGET	2022-23 MAYOR REC. BUDGET	2023-24 MAYOR REC. BUDGET	2024-25 MAYOR REC. BUDGET
Fund 265 - DRUG ENFORCEMENT FUND								
Function: Unclassified								
Dept 000								
INTEREST AND RENTS								
265-000-665.001	Investments Income	983	1,282	900	905	909	914	918
NET OF REVENUES/APPROPRIATIONS - INTEREST AND RENTS		983	1,282	900	905	909	914	918
FINES AND FORFEITS								
265-000-658.316	DRUG FORFEITURES - STATE LAW	37,213	42,000	40,000	40,400	40,804	41,212	41,624
NET OF REVENUES/APPROPRIATIONS - FINES AND FORFEITS		37,213	42,000	40,000	40,400	40,804	41,212	41,624
NET OF REVENUES/APPROPRIATIONS - 000 -		38,196	43,282	40,900	41,305	41,713	42,126	42,542
NET OF REVENUES/APPROPRIATIONS - Unclassified		38,196	43,282	40,900	41,305	41,713	42,126	42,542
Function: PUBLIC SAFETY								
Dept 316 - State Forfeitures								
OTHER SERVICES AND CHARGES								
265-316-818.069	Prof. Serv-Oakland Co. Sheriff OT	29,623	38,074	36,000	36,900	37,823	38,768	39,737
265-316-851.000	SERVICES - COMMUNICATIONS-TELEPHONE	8,844	20,000	20,000	20,500	21,013	21,538	22,076
265-316-962.022	101 Admin Allocation-To Other Funds	1,682	2,243	2,033	2,093	2,156	2,221	2,288
NET OF REVENUES/APPROPRIATIONS - OTHER SERVICES AND CHARGES		(40,149)	(60,317)	(58,033)	(59,493)	(60,992)	(62,527)	(64,101)
NET OF REVENUES/APPROPRIATIONS - 316 - State Forfeitures		(40,149)	(60,317)	(58,033)	(59,493)	(60,992)	(62,527)	(64,101)
NET OF REVENUES/APPROPRIATIONS - PUBLIC SAFETY		(40,149)	(60,317)	(58,033)	(59,493)	(60,992)	(62,527)	(64,101)
ESTIMATED REVENUES - F0.00		38,196	43,282	40,900	41,305	41,713	42,126	42,542
APPROPRIATIONS - FUND 0.00		40,149	60,317	58,033	59,493	60,992	62,527	64,101
NET OF REVENUES/APPROPRIATIONS - FUND 265		(1,953)	(17,035)	(17,133)	(18,188)	(19,279)	(20,401)	(21,559)
BEGINNING FUND BALANCE		227,441	227,441	210,406	193,273	175,085	155,806	135,405
ENDING FUND BALANCE		225,488	210,406	193,273	175,085	155,806	135,405	113,846

04/30/2020

BUDGET REPORT FOR CITY OF PONTIAC
Calculations as of 06/30/2020

GL NUMBER	DESCRIPTION	2019-20 ACTIVITY THRU 06/30/20	2019-20 PROJECTED ACTIVITY	2020-21 MAYOR REC. BUDGET	2021-22 MAYOR REC. BUDGET	2022-23 MAYOR REC. BUDGET	2023-24 MAYOR REC. BUDGET	2024-25 MAYOR REC. BUDGET
Fund 275 - District Court								
Function: Unclassified								
Dept 000								
CHARGES FOR SERVICES								
276-000-602.000	District Court-State Law Costs	104,087	153,192	150,000	153,000	156,060	159,181	162,365
276-000-610.002	Marriage Fees	212	300	300	306	312	318	325
276-000-610.004	Filing Fees - 65%	102,630	154,000	150,000	153,000	156,060	159,181	162,365
276-000-610.007	Jury Duty - Reimbursement	4,856	5,000	5,000	5,100	5,202	5,306	5,412
276-000-610.008	Garnishment - Civil	146,747	210,000	200,000	204,000	208,080	212,242	216,486
276-000-610.009	Probation Officer Fee	30,036	43,695	55,000	56,100	57,222	58,366	59,534
276-000-610.010	State License Clearance Fee	22,483	29,772	35,000	35,700	36,414	37,142	37,885
276-000-610.011	DUIL Evalation Fee	12,665	20,000	20,000	20,400	20,808	21,224	21,649
276-000-610.012	Traffic Warrant Fees	46,845	41,000	42,000	42,840	43,697	44,571	45,462
276-000-610.018	Court Appointed Attorney Fees	3,988	6,336	8,000	8,160	8,323	8,490	8,659
276-000-610.020	Court Motion Fees	18,915	26,800	25,000	25,500	26,010	26,530	27,061
276-000-617.000	Miscellaneous Fees	6,346	10,000	30,000	30,600	31,212	31,836	32,473
276-000-636.000	Miscellaneous Services	5,457	8,300	8,000	8,160	8,323	8,490	8,659
276-000-643.005	Sale of Forms	2,727	4,100	4,000	4,080	4,162	4,245	4,330
276-000-696.003	Victim Right Administration	6,272	10,400	10,500	10,710	10,924	11,143	11,366
NET OF REVENUES/APPROPRIATIONS - CHARGES FOR SERVICES		514,266	722,895	742,800	757,656	772,809	788,265	804,031
STATE GRANTS								
276-000-540.002	State aid for judges wages	137,172	182,896	182,900	188,387	194,039	199,860	205,856
NET OF REVENUES/APPROPRIATIONS - STATE GRANTS		137,172	182,896	182,900	188,387	194,039	199,860	205,856
OTHER REVENUE								
276-000-694.009	Event Over and Short	(99)	(355)					
NET OF REVENUES/APPROPRIATIONS - OTHER REVENUE		(99)	(355)					
INTEREST AND RENTS								
276-000-666.001	Interest Earned- Cash Pool	1,097	1,800	1,800	1,809	1,818	1,827	1,836
NET OF REVENUES/APPROPRIATIONS - INTEREST AND RENTS		1,097	1,800	1,800	1,809	1,818	1,827	1,836
FINES AND FORFEITS								
276-000-656.001	Parking Violations	15,646	21,000	21,000	21,210	21,422	21,636	21,853
276-000-656.002	Fines - Traffic Violations	590,348	842,083	840,000	848,400	856,884	865,453	874,107
276-000-656.006	Traffic Violations Late Fee	60,509	83,100	82,000	82,820	83,648	84,485	85,330
276-000-658.002	Forfeited Bonds	15,578	30,500	28,000	28,280	28,563	28,848	29,137
NET OF REVENUES/APPROPRIATIONS - FINES AND FORFEITS		682,081	976,683	971,000	980,710	990,517	1,000,422	1,010,427
NET OF REVENUES/APPROPRIATIONS - 000 -		1,334,517	1,883,919	1,898,500	1,928,562	1,959,183	1,990,374	2,022,150
NET OF REVENUES/APPROPRIATIONS - Unclassified		1,334,517	1,883,919	1,898,500	1,928,562	1,959,183	1,990,374	2,022,150

04/30/2020

BUDGET REPORT FOR CITY OF PONTIAC
Calculations as of 06/30/2020

GL NUMBER	DESCRIPTION	2019-20 ACTIVITY THRU 06/30/20	2019-20 PROJECTED ACTIVITY	2020-21 MAYOR REC. BUDGET	2021-22 MAYOR REC. BUDGET	2022-23 MAYOR REC. BUDGET	2023-24 MAYOR REC. BUDGET	2024-25 MAYOR REC. BUDGET
Function: GENERAL GOVERNMENT								
Dept 136 - District Court								
PERSONNEL SERVICES								
276-136-702.000	Salaries & Wages	903,411	1,420,664	1,429,548	1,472,434	1,516,607	1,562,105	1,608,968
276-136-702.004	Overtime Wages	18,521	29,036	24,029	24,750	25,493	26,257	27,045
276-136-702.100	MAINTENANCE WAGES	4,972	7,568	16,504	16,999	17,509	18,034	18,575
276-136-702.104	MAINTENANCE - OVERTIME	412	692	412	424	437	450	463
276-136-715.000	F.I.C.A. - City Contribution	61,619	102,877	100,794	103,818	106,933	110,141	113,445
276-136-716.000	MEDICAL INSURANCE	190,798	285,640	369,861	380,957	392,386	404,157	416,282
276-136-717.000	Life Insurance	4,704	6,952	20,327	20,937	21,565	22,212	22,878
276-136-718.006	Employer 401A Contribution	6,016	9,803	9,930	10,228	10,535	10,851	11,176
276-136-718.500	MERS EMPLOYER CONTRIBUTIONS	53	88	210	216	223	229	236
276-136-719.000	Workers Compensation Insurance	16,435	26,926	14,801	15,246	15,703	16,174	16,659
276-136-719.001	Dental Insurance	1,518	2,037	7,773	8,006	8,246	8,493	8,748
276-136-721.002	Longevity	13,939	13,939	14,358	14,788	15,232	15,689	16,160
276-136-721.010	Health Care Waiver	15,366	23,644	14,306	14,735	15,177	15,633	16,102
276-136-819.000	Contractual Temp/PT Labor	5,639	20,000	20,000	20,600	21,218	21,855	22,510
NET OF REVENUES/APPROPRIATIONS - PERSONNEL SERVICES		(1,243,403)	(1,949,866)	(2,042,853)	(2,104,138)	(2,167,264)	(2,232,280)	(2,299,247)
SUPPLIES								
276-136-727.000	Office Supplies	24,008	27,886	34,000	34,850	35,721	36,614	37,530
276-136-728.001	Postage - Large Mailing	20,678	29,000	32,000	32,800	33,620	34,461	35,322
276-136-729.001	Printed Forms	32,120	37,304	33,000	33,825	34,671	35,537	36,426
276-136-731.001	COMPUTER SUPPLIES			1,000	1,025	1,051	1,077	1,104
276-136-731.003	COMPUTER EQUIPMENT			5,200	5,330	5,463	5,600	5,740
276-136-740.000	Operating Supplies			1,000	1,025	1,051	1,077	1,104
276-136-743.000	Uniforms	1,133	1,133	1,000	1,025	1,051	1,077	1,104
276-136-776.001	Janitorial Supplies			2,000	2,050	2,101	2,154	2,208
276-136-776.002	Building Maintenance Supplies	3,069	4,567	3,500	3,588	3,677	3,769	3,863
276-136-779.004	SNOW REMOV SUPPLIES	143	143	350	359	368	377	386
NET OF REVENUES/APPROPRIATIONS - SUPPLIES		(81,151)	(100,033)	(113,050)	(115,877)	(118,774)	(121,743)	(124,787)

04/30/2020

BUDGET REPORT FOR CITY OF PONTIAC
Calculations as of 06/30/2020

GL NUMBER	DESCRIPTION	2019-20 ACTIVITY THRU 06/30/20	2019-20 PROJECTED ACTIVITY	2020-21 MAYOR REC. BUDGET	2021-22 MAYOR REC. BUDGET	2022-23 MAYOR REC. BUDGET	2023-24 MAYOR REC. BUDGET	2024-25 MAYOR REC. BUDGET
OTHER SERVICES AND CHARGES								
276-136-804.000	Legal Services	6,314	18,436	35,000	35,875	36,772	37,691	38,633
276-136-806.005	JURY DUTY SERVICES	11,401	15,334	20,000	20,500	21,013	21,538	22,076
276-136-807.000	Services - Membership Dues	2,749	5,000	5,500	5,638	5,778	5,923	6,071
276-136-818.000	Other Professional Services	95,558	147,346	275,000	281,875	288,922	296,145	303,549
276-136-818.006	Contractual Mowing Services	437	788	1,200	1,230	1,261	1,292	1,325
276-136-818.008	Bank Service Charges	7,914	11,821	14,000	14,350	14,709	15,076	15,453
276-136-818.037	CONTRACTUAL JANITORIAL SERVICES	7,518	26,928	53,858	55,204	56,585	57,999	59,449
276-136-818.043	Services - Oakland Cty Police-Traf			200	205	210	215	221
276-136-818.245	PROF. SERV - SNOW REMOVAL	6,990	10,000	30,000	30,750	31,519	32,307	33,114
276-136-820.000	Services - Security	200	200					
276-136-835.001	Services - Physicals			200	205	210	215	221
276-136-851.000	SERVICES - COMMUNICATIONS-TELEPHONE	19,395	20,899	11,520	11,808	12,103	12,406	12,716
276-136-851.003	SERVICES - OPTEMAN CHARGES	27,004	37,883	17,100	17,528	17,966	18,415	18,875
276-136-852.010	SERVICES - CABLE TV/INTERNET	9,954	8,999	8,980	9,205	9,435	9,670	9,912
276-136-861.000	Travel Expenses		1,200	1,200	1,230	1,261	1,292	1,325
276-136-861.004	Services - Travel-Mileage	2,251	4,298	4,000	4,100	4,203	4,308	4,415
276-136-861.006	Services - Travel-Registration	82	82	2,000	2,050	2,101	2,154	2,208
276-136-914.000	Insurance Property Coverage	145,451	201,095	199,389	204,374	209,483	214,720	220,088
276-136-921.000	Utilities Electricity	24,449	34,675	34,675	35,542	36,430	37,341	38,275
276-136-922.000	Utilities Water & Sewer	8,595	12,360	12,978	13,302	13,635	13,976	14,325
276-136-923.000	Utilities Gas Heat	10,254	12,302	12,917	13,240	13,571	13,910	14,258
276-136-931.001	Services - Building Maintenance	18,881	23,000	26,000	26,650	27,316	27,999	28,699
276-136-932.003	Services - Maintenance-Office Mach	725	2,000	2,000	2,050	2,101	2,154	2,208
276-136-932.008	Services - Maintenance-Fire Exting	141		500	513	525	538	552
276-136-932.012	Services - Maintenance-Compnr Equip		500	2,000	2,050	2,101	2,154	2,208
276-136-942.002	COPIER SUPPLES	1,410	1,550	1,550	1,589	1,628	1,669	1,711
276-136-957.002	Training Expense	119	3,500	3,500	3,588	3,677	3,769	3,863
276-136-957.003	Employee Meals - Commission Food			1,100	1,128	1,156	1,185	1,214
276-136-959.000	Miscellaneous Expenses	29,100	40,241	22,000	22,550	23,114	23,692	24,284
276-136-960.001	Books	2,752	5,500	3,500	3,588	3,677	3,769	3,863
276-136-962.022	101 Admin Allocation-To Other Funds	207,074	276,098	276,098	284,381	292,912	301,700	310,751
NET OF REVENUES/APPROPRIATIONS - OTHER SERVICES AND CHARGES		(646,718)	(922,035)	(1,077,965)	(1,106,298)	(1,135,374)	(1,165,222)	(1,195,862)

04/30/2020

BUDGET REPORT FOR CITY OF PONTIAC
Calculations as of 06/30/2020

GL NUMBER	DESCRIPTION	2019-20 ACTIVITY THRU 06/30/20	2019-20 PROJECTED ACTIVITY	2020-21 MAYOR REC. BUDGET	2021-22 MAYOR REC. BUDGET	2022-23 MAYOR REC. BUDGET	2023-24 MAYOR REC. BUDGET	2024-25 MAYOR REC. BUDGET
CAPITAL OUTLAY								
276-136-977.005	Furniture & Fixtures	39	15,000	17,500				
276-136-977.011	Computer Equipment	3,168	25,000	25,000				
NET OF REVENUES/APPROPRIATIONS - CAPITAL OUTLAY		(3,207)	(40,000)	(42,500)				
APPROPRIATION (OPERATING) TRANSFERS (OUT)								
276-136-999.101	TRANSFER OUT TO FUND 101	17,827	21,000	21,000	21,525	22,063	22,615	23,180
276-136-999.277	TRANSFER OUT TO FUND 277	18,023	17,988	38,237	15,441	15,841	16,252	16,674
NET OF REVENUES/APPROPRIATIONS - APPROPRIATION (OPERATING) TRANSFERS (OUT)		(35,850)	(38,988)	(59,237)	(36,966)	(37,904)	(38,867)	(39,854)
NET OF REVENUES/APPROPRIATIONS - 136 - District Court		(2,010,329)	(3,050,922)	(3,335,605)	(3,363,279)	(3,459,316)	(3,558,112)	(3,659,750)
Dept 151 - Court Probation								
PERSONNEL SERVICES								
276-151-702.000	Salaries & Wages	77,061	119,523	255,904	263,581	271,488	279,633	288,022
276-151-702.004	Overtime Wages	51	51	102				
276-151-715.000	F.I.C.A. - City Contribution	5,428	8,393	19,783	20,377	20,888	21,618	22,266
276-151-716.000	MEDICAL INSURANCE	27,750	41,690	114,873	118,320	121,869	125,525	129,291
276-151-717.000	Life Insurance	519	725	3,688	3,798	3,912	4,030	4,151
276-151-719.000	Workers Compensation Insurance	5,233	8,627	17,868	18,404	18,956	19,525	20,111
276-151-719.001	Dental Insurance	249	343	886	912	940	968	997
NET OF REVENUES/APPROPRIATIONS - PERSONNEL SERVICES		(116,291)	(179,352)	(413,104)	(425,392)	(438,153)	(451,299)	(464,838)

04/30/2020

BUDGET REPORT FOR CITY OF PONTIAC
Calculations as of 06/30/2020

GL NUMBER	DESCRIPTION	2019-20 ACTIVITY THRU 06/30/20	2019-20 PROJECTED ACTIVITY	2020-21 MAYOR REC. BUDGET	2021-22 MAYOR REC. BUDGET	2022-23 MAYOR REC. BUDGET	2023-24 MAYOR REC. BUDGET	2024-25 MAYOR REC. BUDGET
SUPPLIES								
276-151-731.003	COMPUTER EQUIPMENT		3,000					
	NET OF REVENUES/APPROPRIATIONS - SUPPLIES		(3,000)					
OTHER SERVICES AND CHARGES								
276-151-942.002	COPIER SUPPLIES		200					
	NET OF REVENUES/APPROPRIATIONS - OTHER SERVICES AND CHARGES		(200)					
NET OF REVENUES/APPROPRIATIONS - 151 - Court Probation		(116,291)	(182,552)	(413,104)	(425,392)	(438,153)	(451,299)	(464,838)
NET OF REVENUES/APPROPRIATIONS - GENERAL GOVERNMENT		(2,126,620)	(3,233,474)	(3,748,709)	(3,788,671)	(3,897,469)	(4,009,411)	(4,124,588)
Function: TRANSFERS (OUT) AND OTHER SOURCES								
Dept 966 - Transfers To / From Other Funds								
OPERATING TRANSFERS IN								
276-966-699.101	TRANSFER IN FROM FUND 101	1,341,053	1,349,555	1,850,209	1,860,109	1,938,286	2,019,037	2,102,438
	NET OF REVENUES/APPROPRIATIONS - OPERATING TRANSFERS IN	1,341,053	1,349,555	1,850,209	1,860,109	1,938,286	2,019,037	2,102,438
NET OF REVENUES/APPROPRIATIONS - 966 - Transfers To / From Other Funds		1,341,053	1,349,555	1,850,209	1,860,109	1,938,286	2,019,037	2,102,438
NET OF REVENUES/APPROPRIATIONS - TRANSFERS (OUT) AND OTHER SOURCES		1,341,053	1,349,555	1,850,209	1,860,109	1,938,286	2,019,037	2,102,438
ESTIMATED REVENUES - F0.00		2,675,570	3,233,474	3,748,709	3,788,671	3,897,469	4,009,411	4,124,588
APPROPRIATIONS - FUND 0.00		2,126,620	3,233,474	3,748,709	3,788,671	3,897,469	4,009,411	4,124,588
NET OF REVENUES/APPROPRIATIONS - FUND 276		548,950						
BEGINNING FUND BALANCE		1,487	1,487	1,487	1,487	1,487	1,487	1,487
ENDING FUND BALANCE		550,437	1,487	1,487	1,487	1,487	1,487	1,487

04/30/2020

BUDGET REPORT FOR CITY OF PONTIAC
Calculations as of 06/30/2020

GL NUMBER	DESCRIPTION	2019-20 ACTIVITY THRU 06/30/20	2019-20 PROJECTED ACTIVITY	2020-21 MAYOR REC. BUDGET	2021-22 MAYOR REC. BUDGET	2022-23 MAYOR REC. BUDGET	2023-24 MAYOR REC. BUDGET	2024-25 MAYOR REC. BUDGET
Fund 277 - MIDC GRANT FUND								
Function: Unclassified								
Dept 000								
STATE GRANTS								
277-000-637.036	MIDC PROJECT REVENUE	276,675	687,835	698,254	719,834	738,502	757,655	777,310
	NET OF REVENUES/APPROPRIATIONS - STATE GRANTS	276,675	687,835	698,254	719,834	738,502	757,655	777,310
OPERATING TRANSFERS IN								
277-000-699.276	TRANSFER IN FROM FUND 276	18,023	17,988	38,237	15,441	15,841	16,252	16,674
	NET OF REVENUES/APPROPRIATIONS - OPERATING TRANSFERS IN	18,023	17,988	38,237	15,441	15,841	16,252	16,674
	NET OF REVENUES/APPROPRIATIONS - 000 -	294,698	705,823	736,491	735,275	754,343	773,907	793,984
	NET OF REVENUES/APPROPRIATIONS - Unclassified	294,698	705,823	736,491	735,275	754,343	773,907	793,984

04/30/2020

BUDGET REPORT FOR CITY OF PONTIAC
Calculations as of 06/30/2020

GL NUMBER	DESCRIPTION	2019-20 ACTIVITY THRU 06/30/20	2019-20 PROJECTED ACTIVITY	2020-21 MAYOR REC. BUDGET	2021-22 MAYOR REC. BUDGET	2022-23 MAYOR REC. BUDGET	2023-24 MAYOR REC. BUDGET	2024-25 MAYOR REC. BUDGET
Function: GENERAL GOVERNMENT								
Dept 137 - MIDC GRANT - DISTRICT COURT								
PERSONNEL SERVICES								
277-137-702.000	Salaries & Wages	53,635	82,432	121,010	124,640	128,380	132,231	136,198
277-137-715.000	F.I.C.A. - City Contribution	4,470	6,874	9,257	9,535	9,821	10,116	10,419
277-137-716.000	MEDICAL INSURANCE			18,587				
277-137-717.000	Life Insurance			800				
277-137-719.000	Workers Compensation Insurance	109	109	2,875	2,961	3,050	3,141	3,236
277-137-719.001	Dental Insurance			412				
277-137-721.010	Health Care Waiver	4,791	7,427					
NET OF REVENUES/APPROPRIATIONS - PERSONNEL SERVICES		(63,005)	(96,842)	(152,941)	(137,136)	(141,251)	(145,488)	(149,853)
SUPPLIES								
277-137-727.000	Office Supplies		1,500	1,500	1,538	1,576	1,615	1,656
NET OF REVENUES/APPROPRIATIONS - SUPPLIES			(1,500)	(1,500)	(1,538)	(1,576)	(1,615)	(1,656)
OTHER SERVICES AND CHARGES								
277-137-804.000	Legal Services	293,885	401,967	533,450	546,786	560,456	574,467	588,829
277-137-818.000	Other Professional Services	109,471	109,471	45,000	46,125	47,278	48,460	49,672
277-137-957.002	Training Expense			3,600	3,690	3,782	3,877	3,974
NET OF REVENUES/APPROPRIATIONS - OTHER SERVICES AND CHARGES		(403,356)	(511,438)	(582,050)	(596,601)	(611,516)	(626,804)	(642,475)
CAPITAL OUTLAY								
277-137-976.000	Building Additions	78,228	86,928					
277-137-977.005	Furniture & Fixtures	6,873	6,873					
277-137-977.011	Computer Equipment	2,242	2,242					
NET OF REVENUES/APPROPRIATIONS - CAPITAL OUTLAY		(87,343)	(96,043)					
NET OF REVENUES/APPROPRIATIONS - 137 - MIDC GRANT - DISTRICT COURT		(553,704)	(705,823)	(736,491)	(735,275)	(754,343)	(773,907)	(793,984)
NET OF REVENUES/APPROPRIATIONS - GENERAL GOVERNMENT		(553,704)	(705,823)	(736,491)	(735,275)	(754,343)	(773,907)	(793,984)
ESTIMATED REVENUES - F0.00		294,698	705,823	736,491	735,275	754,343	773,907	793,984
APPROPRIATIONS - FUND 0.00		553,704	705,823	736,491	735,275	754,343	773,907	793,984
NET OF REVENUES/APPROPRIATIONS - FUND 277		(259,006)						
BEGINNING FUND BALANCE								
ENDING FUND BALANCE		(259,006)						

04/30/2020

BUDGET REPORT FOR CITY OF PONTIAC
Calculations as of 06/30/2020

GL NUMBER	DESCRIPTION	2019-20 ACTIVITY THRU 06/30/20	2019-20 PROJECTED ACTIVITY	2020-21 MAYOR REC. BUDGET	2021-22 MAYOR REC. BUDGET	2022-23 MAYOR REC. BUDGET	2023-24 MAYOR REC. BUDGET	2024-25 MAYOR REC. BUDGET
Fund 280 - PA 48 TELECOMMUNICATION ALLOCATION (ROW)								
Function: Unclassified								
Dept 000								
STATE GRANTS								
280-000-539.480	STATE GRANT - PUBLIC ACT 48 TELECOM		225,000					
	NET OF REVENUES/APPROPRIATIONS - STATE GRANTS		225,000					
	NET OF REVENUES/APPROPRIATIONS - 000 -		225,000					
	NET OF REVENUES/APPROPRIATIONS - Unclassified		225,000					
Function: TRANSFERS (OUT) AND OTHER SOURCES								
Dept 966 - Transfers To / From Other Funds								
APPROPRIATION (OPERATING) TRANSFERS (OUT								
280-966-999.101	TRANSFER OUT TO FUND 101		275,000	7,750				
	NET OF REVENUES/APPROPRIATIONS - APPROPRIATION (OPERATING) TRANSFERS (OUT		(275,000)	(7,750)				
	NET OF REVENUES/APPROPRIATIONS - 966 - Transfers To / From Other Funds		(275,000)	(7,750)				
	NET OF REVENUES/APPROPRIATIONS - TRANSFERS (OUT) AND OTHER SOURCES		(275,000)	(7,750)				
ESTIMATED REVENUES - F0.00								
APPROPRIATIONS - FUND 0.00								
NET OF REVENUES/APPROPRIATIONS - FUND 280								
	BEGINNING FUND BALANCE	57,750	57,750	7,750				
	ENDING FUND BALANCE	57,750	7,750					

04/30/2020

BUDGET REPORT FOR CITY OF PONTIAC
Calculations as of 06/30/2020

GL NUMBER	DESCRIPTION	2019-20 ACTIVITY THRU 06/30/20	2019-20 PROJECTED ACTIVITY	2020-21 MAYOR REC. BUDGET	2021-22 MAYOR REC. BUDGET	2022-23 MAYOR REC. BUDGET	2023-24 MAYOR REC. BUDGET	2024-25 MAYOR REC. BUDGET
Fund 445 - Capital Improvements Fund								
Function: Unclassified								
Dept 000								
PROPERTY TAXES								
445-000-403.000	Current Property taxes	934,544	931,169	940,657	950,242	959,925	969,707	979,588
445-000-403.002	Property Tax Chargebacks	(3,732)	(10,000)	(10,000)	(10,000)	(10,000)	(10,000)	(10,000)
NET OF REVENUES/APPROPRIATIONS - PROPERTY TAXES		930,812	921,169	930,657	940,242	949,925	959,707	969,588
STATE GRANTS								
445-000-573.000	LOCAL COMMUNITY STABILIZATION SHARE TAX	22,124	46,980	46,980	46,980	46,980	46,980	46,980
NET OF REVENUES/APPROPRIATIONS - STATE GRANTS		22,124	46,980	46,980	46,980	46,980	46,980	46,980
INTEREST AND RENTS								
445-000-665.001	Investments Income	37,635	45,000	25,000	25,125	25,251	25,377	25,504
445-000-665.100	UNREALIZED MARKET ADJUSTMENTS	1,345	2,018					
NET OF REVENUES/APPROPRIATIONS - INTEREST AND RENTS		38,980	47,018	25,000	25,125	25,251	25,377	25,504
NET OF REVENUES/APPROPRIATIONS - 000 -		991,916	1,015,167	1,002,637	1,012,347	1,022,156	1,032,064	1,042,072
NET OF REVENUES/APPROPRIATIONS - Unclassified		991,916	1,015,167	1,002,637	1,012,347	1,022,156	1,032,064	1,042,072

04/30/2020

BUDGET REPORT FOR CITY OF PONTIAC
Calculations as of 06/30/2020

GL NUMBER	DESCRIPTION	2019-20 ACTIVITY THRU 06/30/20	2019-20 PROJECTED ACTIVITY	2020-21 MAYOR REC. BUDGET	2021-22 MAYOR REC. BUDGET	2022-23 MAYOR REC. BUDGET	2023-24 MAYOR REC. BUDGET	2024-25 MAYOR REC. BUDGET
Function: GENERAL GOVERNMENT								
Dept 228 - Information Technology								
CAPITAL OUTLAY								
445-228-977.011	Computer Equipment	10,307	110,333	170,333	66,333	31,333	31,333	31,333
NET OF REVENUES/APPROPRIATIONS - CAPITAL OUTLAY		(10,307)	(110,333)	(170,333)	(66,333)	(31,333)	(31,333)	(31,333)
NET OF REVENUES/APPROPRIATIONS - 228 - Information Technology		(10,307)	(110,333)	(170,333)	(66,333)	(31,333)	(31,333)	(31,333)
Dept 265 - Building Maintenance								
CAPITAL OUTLAY								
445-265-974.021	City Hall Lot Repairs			432,119				
445-265-976.001	Building Additions & Improvements	1,363,280	1,254,430	900,000	500,000	500,000	500,000	
NET OF REVENUES/APPROPRIATIONS - CAPITAL OUTLAY		(1,363,280)	(1,254,430)	(1,332,119)	(500,000)	(500,000)	(500,000)	
NET OF REVENUES/APPROPRIATIONS - 265 - Building Maintenance		(1,363,280)	(1,254,430)	(1,332,119)	(500,000)	(500,000)	(500,000)	
Dept 273 - Cemetery Ottawa Park								
CAPITAL OUTLAY								
445-273-976.001	Building Additions & Improvements	63,075	63,075	120,000				
NET OF REVENUES/APPROPRIATIONS - CAPITAL OUTLAY		(63,075)	(63,075)	(120,000)				
NET OF REVENUES/APPROPRIATIONS - 273 - Cemetery Ottawa Park		(63,075)	(63,075)	(120,000)				
NET OF REVENUES/APPROPRIATIONS - GENERAL GOVERNMENT		(1,436,662)	(1,427,838)	(1,622,452)	(566,333)	(531,333)	(531,333)	(31,333)
Function: PUBLIC SAFETY								
Dept 301 - POLICE/SHERIFF								
CAPITAL OUTLAY								
445-301-976.001	Building Additions & Improvements	10,214	125,000	500,000				
NET OF REVENUES/APPROPRIATIONS - CAPITAL OUTLAY		(10,214)	(125,000)	(500,000)				
NET OF REVENUES/APPROPRIATIONS - 301 - POLICE/SHERIFF		(10,214)	(125,000)	(500,000)				
Dept 336 - FIRE DEPARTMENT								
CAPITAL OUTLAY								
445-336-976.001	Building Additions & Improvements	79,447	79,447	19,881				
NET OF REVENUES/APPROPRIATIONS - CAPITAL OUTLAY		(79,447)	(79,447)	(19,881)				
NET OF REVENUES/APPROPRIATIONS - 336 - FIRE DEPARTMENT		(79,447)	(79,447)	(19,881)				
NET OF REVENUES/APPROPRIATIONS - PUBLIC SAFETY		(89,661)	(204,447)	(519,881)				

04/30/2020

BUDGET REPORT FOR CITY OF PONTIAC
Calculations as of 06/30/2020

GL NUMBER	DESCRIPTION	2019-20 ACTIVITY THRU 06/30/20	2019-20 PROJECTED ACTIVITY	2020-21 MAYOR REC. BUDGET	2021-22 MAYOR REC. BUDGET	2022-23 MAYOR REC. BUDGET	2023-24 MAYOR REC. BUDGET	2024-25 MAYOR REC. BUDGET
Function: PUBLIC WORKS								
Dept 448 - Street Lighting								
CAPITAL OUTLAY								
445-448-974.056	STREET LIGHT IMPROVEMENTS	113	113					
	NET OF REVENUES/APPROPRIATIONS - CAPITAL OUTLAY	(113)	(113)					
	NET OF REVENUES/APPROPRIATIONS - 448 - Street Lighting	(113)	(113)					
Dept 458 - PUBLIC WORKS OPERATIONS								
OTHER SERVICES AND CHARGES								
445-458-967.010	DPW SUPPORT SERVICES	2,506						
	NET OF REVENUES/APPROPRIATIONS - OTHER SERVICES AND CHARGES	(2,506)						
CAPITAL OUTLAY								
445-458-977.002	VEHICLES	233	233	712,000	712,000	400,000	400,000	400,000
	NET OF REVENUES/APPROPRIATIONS - CAPITAL OUTLAY	(233)	(233)	(712,000)	(712,000)	(400,000)	(400,000)	(400,000)
	NET OF REVENUES/APPROPRIATIONS - 458 - PUBLIC WORKS OPERATIONS	(2,739)	(233)	(712,000)	(712,000)	(400,000)	(400,000)	(400,000)
	NET OF REVENUES/APPROPRIATIONS - PUBLIC WORKS	(2,852)	(346)	(712,000)	(712,000)	(400,000)	(400,000)	(400,000)
ESTIMATED REVENUES - F0.00		991,916	1,015,167	1,002,637	1,012,347	1,022,156	1,032,064	1,042,072
APPROPRIATIONS - FUND 0.00		1,529,175	1,632,631	2,854,333	1,278,333	931,333	931,333	431,333
NET OF REVENUES/APPROPRIATIONS - FUND 445		(537,259)	(617,464)	(1,851,696)	(265,986)	90,823	100,731	610,739
BEGINNING FUND BALANCE		3,012,946	3,012,946	2,395,482	543,786	277,800	368,623	469,354
ENDING FUND BALANCE		2,475,687	2,395,482	543,786	277,800	368,623	469,354	1,080,093

04/30/2020

BUDGET REPORT FOR CITY OF PONTIAC
Calculations as of 06/30/2020

GL NUMBER	DESCRIPTION	2019-20 ACTIVITY THRU 06/30/20	2019-20 PROJECTED ACTIVITY	2020-21 MAYOR REC. BUDGET	2021-22 MAYOR REC. BUDGET	2022-23 MAYOR REC. BUDGET	2023-24 MAYOR REC. BUDGET	2024-25 MAYOR REC. BUDGET
Fund 585 - Parking Enterprise Fund								
Function: Unclassified								
Dept 000								
PROPERTY TAXES								
585-000-403.002	Property Tax Chargebacks		(500)	(500)	(500)	(500)	(500)	(500)
NET OF REVENUES/APPROPRIATIONS - PROPERTY TAXES			(500)	(500)	(500)	(500)	(500)	(500)
STATE GRANTS								
585-000-539.000	State grants			163,020				
NET OF REVENUES/APPROPRIATIONS - STATE GRANTS				163,020				
INTEREST AND RENTS								
585-000-665.001	Investments Income	33,711	32,355	26,000	26,130	26,261	26,392	26,524
585-000-665.100	UNREALIZED MARKET ADJUSTMENTS	3,801	4,500					
NET OF REVENUES/APPROPRIATIONS - INTEREST AND RENTS		37,512	36,855	26,000	26,130	26,261	26,392	26,524
OPERATING TRANSFERS IN								
585-000-699.101	TRANSFER IN FROM FUND 101			381,803	259,626	266,273	273,092	280,085
NET OF REVENUES/APPROPRIATIONS - OPERATING TRANSFERS IN				381,803	259,626	266,273	273,092	280,085
OTHER FINANCING SOURCES								
585-000-695.001	FINANCING PROCEEDS			16,585,039				
NET OF REVENUES/APPROPRIATIONS - OTHER FINANCING SOURCES				16,585,039				
NET OF REVENUES/APPROPRIATIONS - 000 -		37,512	36,355	17,155,362	285,256	292,034	298,984	306,109
NET OF REVENUES/APPROPRIATIONS - Unclassified		37,512	36,355	17,155,362	285,256	292,034	298,984	306,109

04/30/2020

BUDGET REPORT FOR CITY OF PONTIAC
Calculations as of 06/30/2020

GL NUMBER	DESCRIPTION	2019-20 ACTIVITY THRU 06/30/20	2019-20 PROJECTED ACTIVITY	2020-21 MAYOR REC. BUDGET	2021-22 MAYOR REC. BUDGET	2022-23 MAYOR REC. BUDGET	2023-24 MAYOR REC. BUDGET	2024-25 MAYOR REC. BUDGET
Function: PUBLIC WORKS								
Dept 566 - Parking City								
PERSONNEL SERVICES								
585-566-718.100	PENSION EXPENSE - GERS		31,855	32,000	32,000	32,000	32,000	32,000
585-566-737.000	OPEB EXPENSE		(312,647)	100,000	100,000	100,000	100,000	100,000
NET OF REVENUES/APPROPRIATIONS - PERSONNEL SERVICES			280,792	(132,000)	(132,000)	(132,000)	(132,000)	(132,000)
OTHER SERVICES AND CHARGES								
585-566-914.000	Insurance Property Coverage	13,184	17,884	18,850	19,321	19,804	20,299	20,807
585-566-968.000	Depreciation		46,876	46,876	48,048	49,249	50,480	51,742
NET OF REVENUES/APPROPRIATIONS - OTHER SERVICES AND CHARGES		(13,184)	(64,760)	(65,726)	(67,369)	(69,053)	(70,779)	(72,549)
OPERATING TRANSFERS IN								
585-566-699.101	TRANSFER IN FROM FUND 101		564					
NET OF REVENUES/APPROPRIATIONS - OPERATING TRANSFERS IN			564					
NET OF REVENUES/APPROPRIATIONS - 566 - Parking City		(13,184)	216,596	(197,726)	(199,369)	(201,053)	(202,779)	(204,549)
NET OF REVENUES/APPROPRIATIONS - PUBLIC WORKS		(13,184)	216,596	(197,726)	(199,369)	(201,053)	(202,779)	(204,549)
Function: RECREATION AND CULTURE								
Dept 564 - Phoenix Center Parking								
OTHER SERVICES AND CHARGES								
585-564-804.018	Legal Services-Giarmarco Mullins	8,475	7,650	50,000				
585-564-818.000	Other Professional Services	41,363	41,363					
585-564-921.000	Utilities Electricity	43,740	54,062	55,684	57,076	58,503	59,966	61,465
585-564-922.000	Utilities Water & Sewer	416	1,589	1,589	1,629	1,669	1,711	1,754
585-564-923.000	Utilities Gas Heat	136	185	185	190	194	199	204
585-564-931.001	Services - Building Maintenance	213,836	257,419	225,000	150,000	153,750	157,594	161,534
585-564-962.022	101 Admin Allocation-To Other Funds	10,339	13,785	30,495	31,410	32,352	33,323	34,322
585-564-968.000	Depreciation		517,985	849,686	870,928	892,701	915,019	937,894
NET OF REVENUES/APPROPRIATIONS - OTHER SERVICES AND CHARGES		(318,305)	(894,038)	(1,212,639)	(1,111,233)	(1,139,169)	(1,167,812)	(1,197,173)
CAPITAL OUTLAY								
585-564-974.035	Phoenix Center Projects	9,490	165,700	16,585,039				
NET OF REVENUES/APPROPRIATIONS - CAPITAL OUTLAY		(9,490)	(165,700)	(16,585,039)				
NET OF REVENUES/APPROPRIATIONS - 564 - Phoenix Center Parking		(327,795)	(1,059,738)	(17,797,678)	(1,111,233)	(1,139,169)	(1,167,812)	(1,197,173)
NET OF REVENUES/APPROPRIATIONS - RECREATION AND CULTURE		(327,795)	(1,059,738)	(17,797,678)	(1,111,233)	(1,139,169)	(1,167,812)	(1,197,173)
ESTIMATED REVENUES - FUND 0.00		37,512	36,919	17,155,362	285,256	292,034	298,984	306,109
APPROPRIATIONS - FUND 0.00		340,979	843,706	17,995,404	1,310,602	1,340,222	1,370,591	1,401,722
NET OF REVENUES/APPROPRIATIONS - FUND 585		(303,467)	(806,787)	(840,042)	(1,025,346)	(1,048,188)	(1,071,607)	(1,095,613)
BEGINNING FUND BALANCE		13,437,275	13,437,275	12,630,488	11,790,446	10,765,100	9,716,912	8,645,305
ENDING FUND BALANCE		13,133,808	12,630,488	11,790,446	10,765,100	9,716,912	8,645,305	7,549,692

04/30/2020

BUDGET REPORT FOR CITY OF PONTIAC
Calculations as of 06/30/2020

GL NUMBER	DESCRIPTION	2019-20 ACTIVITY THRU 06/30/20	2019-20 PROJECTED ACTIVITY	2020-21 MAYOR REC. BUDGET	2021-22 MAYOR REC. BUDGET	2022-23 MAYOR REC. BUDGET	2023-24 MAYOR REC. BUDGET	2024-25 MAYOR REC. BUDGET
Fund 629 - Employees Sick & Vacation Pay Fund								
Function: Unclassified								
Dept 000								
INTEREST AND RENTS								
629-000-665.001	Investments Income	3,000	4,260					
NET OF REVENUES/APPROPRIATIONS - INTEREST AND RENTS		3,000	4,260					
NET OF REVENUES/APPROPRIATIONS - 000 -		3,000	4,260					
NET OF REVENUES/APPROPRIATIONS - Unclassified		3,000	4,260					
Function: OTHER FUNCTIONS								
Dept 898 - MISCELLANEOUS								
PERSONNEL SERVICES								
629-898-708.011	Sick Leave Payoff	8,134	8,134					
629-898-715.000	F.I.C.A. - City Contribution	622	622					
NET OF REVENUES/APPROPRIATIONS - PERSONNEL SERVICES		(8,756)	(8,756)					
NET OF REVENUES/APPROPRIATIONS - 898 - MISCELLANEOUS		(8,756)	(8,756)					
NET OF REVENUES/APPROPRIATIONS - OTHER FUNCTIONS		(8,756)	(8,756)					
ESTIMATED REVENUES - F0.00		3,000	4,260					
APPROPRIATIONS - FUND 0.00		8,756	8,756					
NET OF REVENUES/APPROPRIATIONS - FUND 629		(5,756)	(4,496)					
BEGINNING FUND BALANCE				(4,496)	(4,496)	(4,496)	(4,496)	(4,496)
ENDING FUND BALANCE		(5,756)	(4,496)	(4,496)	(4,496)	(4,496)	(4,496)	(4,496)

04/30/2020

BUDGET REPORT FOR CITY OF PONTIAC
Calculations as of 06/30/2020

GL NUMBER	DESCRIPTION	2019-20 ACTIVITY THRU 06/30/20	2019-20 PROJECTED ACTIVITY	2020-21 MAYOR REC. BUDGET	2021-22 MAYOR REC. BUDGET	2022-23 MAYOR REC. BUDGET	2023-24 MAYOR REC. BUDGET	2024-25 MAYOR REC. BUDGET
Fund 659 - Insurance Fund								
Function: Unclassified								
Dept 000								
CHARGES FOR SERVICES								
659-000-680.001	MEDICAL-EMPLOYEE	61,759	126,096	230,200	290,731	299,453	308,437	317,690
659-000-680.002	Medical-Retiree	99,205	119,191	292,700				
659-000-680.003	MEDICAL-EMPLOYER	336,315	512,039	1,113,912	1,093,704	1,126,515	1,160,311	1,195,120
659-000-680.044	Optical/Hearing-Active	5,450	9,688	9,979	10,278	10,587	10,904	11,231
659-000-680.100	MEDICAL - GERS	754,752	1,023,731	1,054,400				
659-000-680.200	MEDICAL - PFRS	2,598,610	2,983,825	3,623,500				
659-000-681.001	Life-Active	16,446	58,305	70,118	72,222	74,388	76,620	78,918
NET OF REVENUES/APPROPRIATIONS - CHARGES FOR SERVICES		3,872,537	4,832,875	6,394,809	1,466,935	1,510,943	1,556,272	1,602,959
OTHER REVENUE								
659-000-683.001	Dental-Active	28,637	58,305	60,054	61,856	63,711	65,623	67,591
659-000-683.024	Dental-Retiree	(8,107)						
659-000-684.045	General and Property Insurance	439,693	675,414	676,360	693,269	710,601	728,366	746,574
659-000-686.000	REIMBURSEMENTS	(22,555)	(22,555)					
NET OF REVENUES/APPROPRIATIONS - OTHER REVENUE		437,668	711,164	736,414	755,125	774,312	793,989	814,165
NET OF REVENUES/APPROPRIATIONS - 000 -		4,310,205	5,544,039	7,131,223	2,222,060	2,285,255	2,350,261	2,417,124
NET OF REVENUES/APPROPRIATIONS - Unclassified		4,310,205	5,544,039	7,131,223	2,222,060	2,285,255	2,350,261	2,417,124
Function: OTHER FUNCTIONS								
Dept 851 - Insurance and Bonds								
OTHER SERVICES AND CHARGES								
659-851-914.000	Insurance Property Coverage	375,414	375,414	676,360	693,269	710,601	728,366	746,574
659-851-915.001	Insurance-Other Liability Claims	(366,636)	100,000					
NET OF REVENUES/APPROPRIATIONS - OTHER SERVICES AND CHARGES		(8,778)	(475,414)	(676,360)	(693,269)	(710,601)	(728,366)	(746,574)
NET OF REVENUES/APPROPRIATIONS - 851 - Insurance and Bonds		(8,778)	(475,414)	(676,360)	(693,269)	(710,601)	(728,366)	(746,574)

04/30/2020

BUDGET REPORT FOR CITY OF PONTIAC
Calculations as of 06/30/2020

GL NUMBER	DESCRIPTION	2019-20 ACTIVITY THRU 06/30/20	2019-20 PROJECTED ACTIVITY	2020-21 MAYOR REC. BUDGET	2021-22 MAYOR REC. BUDGET	2022-23 MAYOR REC. BUDGET	2023-24 MAYOR REC. BUDGET	2024-25 MAYOR REC. BUDGET
Dept 854 - Employee Medical Insurance								
PERSONNEL SERVICES								
659-854-716.000	MEDICAL INSURANCE	484,881	638,135	1,344,112	1,384,435	1,425,968	1,468,747	1,512,810
659-854-716.011	Optical & Hearing Insurance	7,203	9,688	9,979	10,278	10,587	10,904	11,231
659-854-717.000	Life Insurance	49,893	68,076	70,118	72,222	74,388	76,620	78,918
659-854-719.001	Dental Insurance	42,289	58,305	60,054	61,856	63,711	65,623	67,591
NET OF REVENUES/APPROPRIATIONS - PERSONNEL SERVICES		(584,266)	(774,204)	(1,484,263)	(1,528,791)	(1,574,654)	(1,621,894)	(1,670,550)
OTHER SERVICES AND CHARGES								
659-854-804.013	Legal Services-Miller Canfield	177,831	185,000	185,000				
659-854-804.018	Legal Services-Giarmarco Mullins	13,079	12,629	50,000				
659-854-818.000	Other Professional Services	6,700	9,375	10,000	10,250	10,506	10,769	11,038
659-854-818.082	PROF SERV. - MEADOWBROOK	34,201	48,403	48,887	50,109	51,362	52,646	53,962
NET OF REVENUES/APPROPRIATIONS - OTHER SERVICES AND CHARGES		(231,811)	(255,407)	(293,887)	(60,359)	(61,868)	(63,415)	(65,000)
NET OF REVENUES/APPROPRIATIONS - 854 - Employee Medical Insurance		(816,077)	(1,029,611)	(1,778,150)	(1,589,150)	(1,636,522)	(1,685,309)	(1,735,550)
Dept 861 - Retiree Fringes								
PERSONNEL SERVICES								
659-861-716.001	Medical Insurance - Retiree	3,473,095	4,126,747	4,970,600				
659-861-718.007	GERS VEBA - City Contribution			176,026				
NET OF REVENUES/APPROPRIATIONS - PERSONNEL SERVICES		(3,473,095)	(4,126,747)	(5,146,626)				
NET OF REVENUES/APPROPRIATIONS - 861 - Retiree Fringes		(3,473,095)	(4,126,747)	(5,146,626)				
NET OF REVENUES/APPROPRIATIONS - OTHER FUNCTIONS		(4,297,950)	(5,631,772)	(7,601,136)	(2,282,419)	(2,347,123)	(2,413,675)	(2,482,124)
ESTIMATED REVENUES - F0.00		4,310,205	5,544,039	7,131,223	2,222,060	2,285,255	2,350,261	2,417,124
APPROPRIATIONS - FUND 0.00		4,297,950	5,631,772	7,601,136	2,282,419	2,347,123	2,413,675	2,482,124
NET OF REVENUES/APPROPRIATIONS - FUND 659		12,255	(87,733)	(469,913)	(60,359)	(61,868)	(63,414)	(65,000)
BEGINNING FUND BALANCE		2,245,566	2,245,566	2,157,833	1,687,920	1,627,561	1,565,693	1,502,279
ENDING FUND BALANCE		2,257,821	2,157,833	1,687,920	1,627,561	1,565,693	1,502,279	1,437,279

04/30/2020

BUDGET REPORT FOR CITY OF PONTIAC
Calculations as of 06/30/2020

GL NUMBER	DESCRIPTION	2019-20 ACTIVITY THRU 06/30/20	2019-20 PROJECTED ACTIVITY	2020-21 MAYOR REC. BUDGET	2021-22 MAYOR REC. BUDGET	2022-23 MAYOR REC. BUDGET	2023-24 MAYOR REC. BUDGET	2024-25 MAYOR REC. BUDGET
Fund 677 - Self Insurance Workers Compensation								
Function: Unclassified								
Dept 000								
CHARGES FOR SERVICES								
677-000-682.001	WC CITY EMPLOYEE PREMIUM FROM FUNDS	73,272	138,816	89,743	119,617	123,205	125,902	130,707
677-000-682.002	SELF INSURANCE REIMBURSEMENT - ALL OTHER	32,407	142,406	263,339	271,239	279,376	287,758	296,390
677-000-682.003	SELF INSURANCE REIMBURSEMENTS - WRC	34	1,843	5,837	6,012	6,192	6,378	6,570
NET OF REVENUES/APPROPRIATIONS - CHARGES FOR SERVICES		105,713	283,065	358,919	396,868	408,773	421,038	433,667
INTEREST AND RENTS								
677-000-665.001	Investments Income	17,322	17,000	15,000	15,075	15,150	15,226	15,302
NET OF REVENUES/APPROPRIATIONS - INTEREST AND RENTS		17,322	17,000	15,000	15,075	15,150	15,226	15,302
NET OF REVENUES/APPROPRIATIONS - 000 -		123,035	300,065	373,919	411,943	423,923	436,264	448,969
NET OF REVENUES/APPROPRIATIONS - Unclassified		123,035	300,065	373,919	411,943	423,923	436,264	448,969
Function: OTHER FUNCTIONS								
Dept 851 - Insurance and Bonds								
PERSONNEL SERVICES								
677-851-722.005	WORKERS' COMP - PREMIUMS	99,027	138,816	89,743	119,617	123,205	126,902	130,707
677-851-722.308	WORKERS COMP CLAIMS - POLICE	114,740	102,296	157,674	162,404	167,276	172,295	177,463
677-851-722.448	WORKERS COMP CLAIMS - DPW	24,464	37,587	42,550	43,827	45,141	46,496	47,890
677-851-722.591	WORKERS COMP CLAIMS - WRC	1,094	1,843	47,842	49,277	50,756	52,278	53,847
677-851-722.954	WORKERS COMP CLAIMS - GENERAL		2,523	21,110	21,743	22,396	23,067	23,759
NET OF REVENUES/APPROPRIATIONS - PERSONNEL SERVICES		(239,325)	(283,065)	(358,919)	(396,868)	(408,774)	(421,038)	(433,666)
OTHER SERVICES AND CHARGES								
677-851-915.050	IBNR DEPOSIT LIABILITY ADJUSTMENT		300,000	300,000	100,000	100,000	100,000	100,000
NET OF REVENUES/APPROPRIATIONS - OTHER SERVICES AND CHARGES			(300,000)	(300,000)	(100,000)	(100,000)	(100,000)	(100,000)
NET OF REVENUES/APPROPRIATIONS - 851 - Insurance and Bonds		(239,325)	(583,065)	(658,919)	(496,868)	(508,774)	(521,038)	(533,666)
NET OF REVENUES/APPROPRIATIONS - OTHER FUNCTIONS		(239,325)	(583,065)	(658,919)	(496,868)	(508,774)	(521,038)	(533,666)
ESTIMATED REVENUES - F0.00		123,035	300,065	373,919	411,943	423,923	436,264	448,969
APPROPRIATIONS - FUND 0.00		239,325	583,065	658,919	496,868	508,774	521,038	533,666
NET OF REVENUES/APPROPRIATIONS - FUND 677		(116,290)	(283,000)	(285,000)	(84,925)	(84,851)	(84,774)	(84,697)
BEGINNING FUND BALANCE		1,207,936	1,207,936	924,936	639,936	555,011	470,160	385,386
ENDING FUND BALANCE		1,091,646	924,936	639,936	555,011	470,160	385,386	300,689

FY 21 Positions

Position	FY 21 Department Request	FY 21 Mayor's Recommended
City Council		
Council Member	16,500.00	16,500.00
Council Member	16,500.00	16,500.00
Council Member	16,500.00	16,500.00
Council Member	16,500.00	16,500.00
Council Member	16,500.00	16,500.00
Council Member	16,500.00	16,500.00
Council Member	16,500.00	16,500.00
Policy Advisor	97,850.00	95,000.00
Legislative Fiscal Analyst	65,000.00	
Mayor		
Deputy Mayor	116,338.75	116,338.75
Executive Assistant	67,485.60	67,485.60
Executive Assistant	67,485.60	67,485.60
Mayor	113,000.00	113,000.00
Income Tax		
Income Tax Administrator	78,185.02	72,229.25
Assistant to Income Tax Administrator 1	55,000.00	55,000.00
Treasury		
City Treasurer	105,000.00	91,052.00
CSR (Treasury)	35,360.00	32,136.00
CSR (Treasury)	58,392.91	42,848.00
Deputy Treasurer	65,520.00	65,520.00
Finance		
Contract Compliance/Grant Writer	64,258.29	64,258.29
Payables and Receivables Manager	60,000.00	60,191.04
Senior Financial Analyst	77,250.00	75,000.00
Purchasing Specialist	65,000.00	61,800.21
Finance Director 1	130,000.00	130,000.00
Elections		
Assistant City Clerk	55,000.00	55,000.00
Elections Assistant	10,800.00	10,800.00
Clerk		
City Clerk (Interim)	92,700.00	92,700.00
Deputy City Clerk	64,480.00	66,414.40
Special Assistant to the City Clerk	45,000.00	36,420.80
Human Resources		
HR Assistant / CSR HR	47,487.50	47,487.50
Human Resource Manager	77,398.00	74,000.00
Crossing Guards		
Crossing Guard	11,590.38	16,200.00
Crossing Guard	4,160.00	4,160.00
Crossing Guard	4,160.00	4,160.00
Community Development		
Community Relations Specialist	41,600.00	42,848.00
CSR (Planning)	36,849.28	36,849.28
Deputy Community Development Director	73,892.00	73,892.00
ECONOMIC/ COMMUNITY DEVELOPMENT DIRECTOR 1	85,000.00	88,000.00
Planning		

Planning Manager	91,052.00	91,052.00
City Planner	72,841.60	72,841.60
Customer Service Representative (Planning)	35,360.00	
Code Enforcement		
Code Enforcement Officer	42,848.00	42,848.00
Code Enforcement Officer	46,879.14	46,879.14
Code Enforcement Officer	42,848.00	42,848.00
Code Enforcement Officer .	42,848.00	42,848.00
Code Enforcement Officer	42,848.00	42,848.00
Code Enforcement Supervisor	71,716.84	69,628.00
Department of Public Works - salaries are spread amongst various departments/funds		
Accounting Assistant	44,561.92	44,561.92
Building Superintendent	83,960.66	83,960.66
CSR (Public Works)	53,410.03	53,410.03
DPW Assistant	34,749.73	25,193.55
DPW Director	92,700.00	92,700.00
Janitor	32,136.00	32,136.00
Janitor	32,136.00	32,136.00
Laborer - Building Maintenance	44,561.92	45,427.20
Laborer - Public Works	56,083.50	45,427.20
Laborer - Public Works	56,083.50	45,427.20
Laborer II - Public Works	44,561.92	45,427.20
Laborer II - Public Works	56,083.50	45,427.20
Laborer II - Public Works	44,561.92	45,327.20
MAINT. FOREMAN	57,973.34	59,661.89
Maintenance Superintendent	70,185.02	80,000.00
Maintenance Worker 1	32,448.00	33,421.44
Right-of-Way Inspector	49,403.74	49,403.74
Maintenance Worker 1		32,448.00
Right Of Way / Miss Digg Inspector 1		48,377.12
Maintenance Foreman	55,900.57	47,236.80
Laborer II - Operations 1	52,202.00	45,427.20
Laborer II - Operations 2	52,202.00	45,427.20
Laborer II - Parks 1	48,160.00	
Laborer II - Parks 2	48,160.00	
DPW Litter Pick Up 1	12,355.20	31,200.00
DPW Litter Pick Up 2	12,355.20	
City Engineer 1	80,000.00	80,000.00
Youth Recreation		
Youth Recreation Manager	58,916.00	57,200.00
Assistant Youth Recreation Manager	55,000.00	55,000.00
Sports Coordinator 1	36,849.28	36,849.28
Youth Recreation Assistant	13,878.00	13,878.00
Youth Recreation Assistant	13,878.00	13,878.00
Youth Recreation Assistant	13,878.00	13,878.00
Youth Recreation Assistant	17,538.19	17,538.19
Youth Recreation Assistant	13,878.40	13,878.40
Youth Recreation Assistant	13,878.00	13,878.00
Youth Recreation Assistant	17,538.19	17,538.19
Youth Recreation Assistant	13,878.00	13,878.00
Youth Recreation Assistant	13,878.00	13,878.00
Youth Recreation Assistant	13,878.00	13,878.00
Youth Recreation Assistant	13,878.00	13,878.00

Youth Recreation Assistant	13,878.00	13,878.00
Senior Center		
Senior Center Specialist	33,421.44	33,421.44
Senior Center Specialist	33,421.44	33,421.44
Senior Center Specialist	33,421.44	33,421.44
Senior Center Support	32,136.00	32,136.00
Cable		
Cable Director	71,984.64	71,984.64
Intern/Cable	16,875.00	16,875.00
District Court		
Chief Account Clerk	44,033.60	44,033.60
Chief Court Officer	62,600.93	62,600.93
Chief Probation Officer	65,750.26	65,750.26
Compliance Auditor	64,250.58	64,250.58
Court Administrative Assistant	47,045.10	47,132.80
Court Administrator	110,333.60	110,333.60
Court Cashier	43,576.00	43,576.00
Court Clerk	32,538.61	31,324.80
Court Clerk	32,538.61	31,324.80
Court Clerk	32,538.61	31,324.80
Court Clerk	32,538.61	29,681.60
Court Clerk	32,538.61	31,324.80
Court Clerk	39,416.00	39,416.00
Court Clerk	32,538.61	32,264.54
Court Clerk	40,599.00	40,599.00
Court Clerk 1	32,538.61	32,538.61
Court Clerk 2	32,538.61	32,264.54
Court Clerk 3	32,538.61	32,538.61
Court Officer	45,032.00	45,032.00
Court Officer	45,032.00	45,032.00
Court Officer	45,032.00	45,032.00
Court Officer	45,032.00	45,032.00
Court Officer	45,032.00	45,032.00
Court PT Collections Clerk	18,348.75	14,281.21
Court Recorder	47,132.80	47,132.80
Court Recorder	52,574.50	52,574.50
Court Recorder	47,132.80	47,132.80
Court Recorder	49,596.56	49,596.56
District Court Judge	45,724.00	45,724.00
District Court Judge	45,724.00	45,724.00
District Court Judge	45,724.00	45,724.00
District Court Judge	45,724.00	45,724.00
Office Manager	57,930.50	57,930.50
Probation Officer	55,057.60	55,057.60
PT Court Clerk	24,344.58	25,074.92
Court Secretary	17,305.60	32,364.54
Deputy Court Administrator 1		75,000.00
PT Court Secretary		17,614.80
MIDC Fund		
Managed Assigned Counsel	65,000.00	66,950.00
MIDC Court Officer	27,030.00	27,030.00
MIDC Court Officer	27,030.00	27,030.00