



NORTHWESTERN
THE DISTRICT
WATER & SEWER

CITY OF ROSSFORD


WATER & SEWER HISTORY, PROJECTS AND RATES
PUBLIC WORKS COMMITTEE
JANUARY 3, 2018

WHY DID ROSSFORD JOIN THE DISTRICT?

- **WATER & SEWER PIPES 75-100 YEARS OLD**
- **TOLEDO CONTRACTUAL ISSUES**
- **SYSTEM OPERATIONS - 1 EMPLOYEE**
- **ASSETS AND DEBT**
- **SYSTEM TURNED OVER TO DISTRICT BY ROSSFORD THROUGH AN ASSIGNMENT AND ASSUMPTION AGREEMENT**
- **OHIO EPA WAS ACTIVELY INVESTIGATING ENVIRONMENTAL ISSUES**



Illegal
sanitary
sewer
overflow
near
Glenwood
Road.
Sewage
flowing to
Grassy
Creek, 2011.



**AGED AND FAILING
INFRASTRUCTURE**

Illegal
sanitary
sewer
overflow
along Dixie
Highway,
January
2011.



**ILLEGAL
SEWER
OVERFLOWS**

Illegal
sanitary
sewer
overflow
along Dixie
Highway.
Raw sewage
flowed into
Grassy
Creek,
January
2011.



**ILLEGAL SEWER
OVERFLOWS**

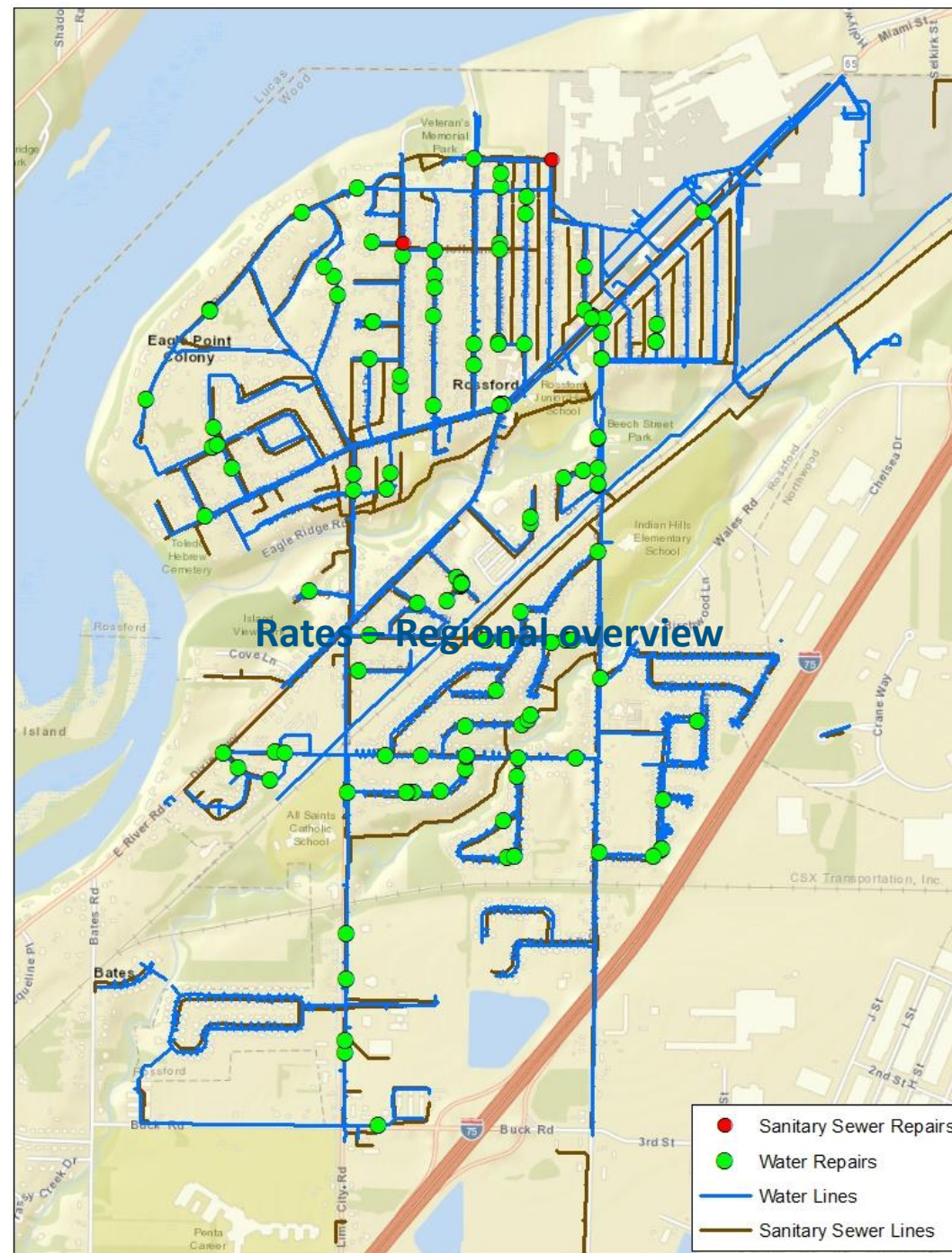


**RAW SEWAGE KILLS FISH IN THE MAUMEE RIVER NEAR ROSSFORD
MARINA - JANUARY 2011.**

PROJECTS-PAST

- TRACY ROAD TRUNK SEWER REHABILITATION
- COLONY PUMP STATION ABANDONMENT AND SEWER EXTENSION
- COLONY SUBDIVISION SEWER REHABILITATION
- HILLSIDE DRIVE SEWER REPLACEMENT
- TREE STREETS SEWER REHABILITATION
- JENNINGS ROAD PUMP STATION AND SEWER REROUTING
- LORRAINE PLACE SANITARY SEWER REPLACEMENT
- PHASES 1 AND 2 WATERLINE REPLACEMENTS
- ROSSFORD WALES ROAD CLEARWELL AND BOOSTER PUMPING STATION
- EAST BROADWAY CLEARWELL AND BOOSTER PUMP IMPROVEMENTS
- MANY OTHERS

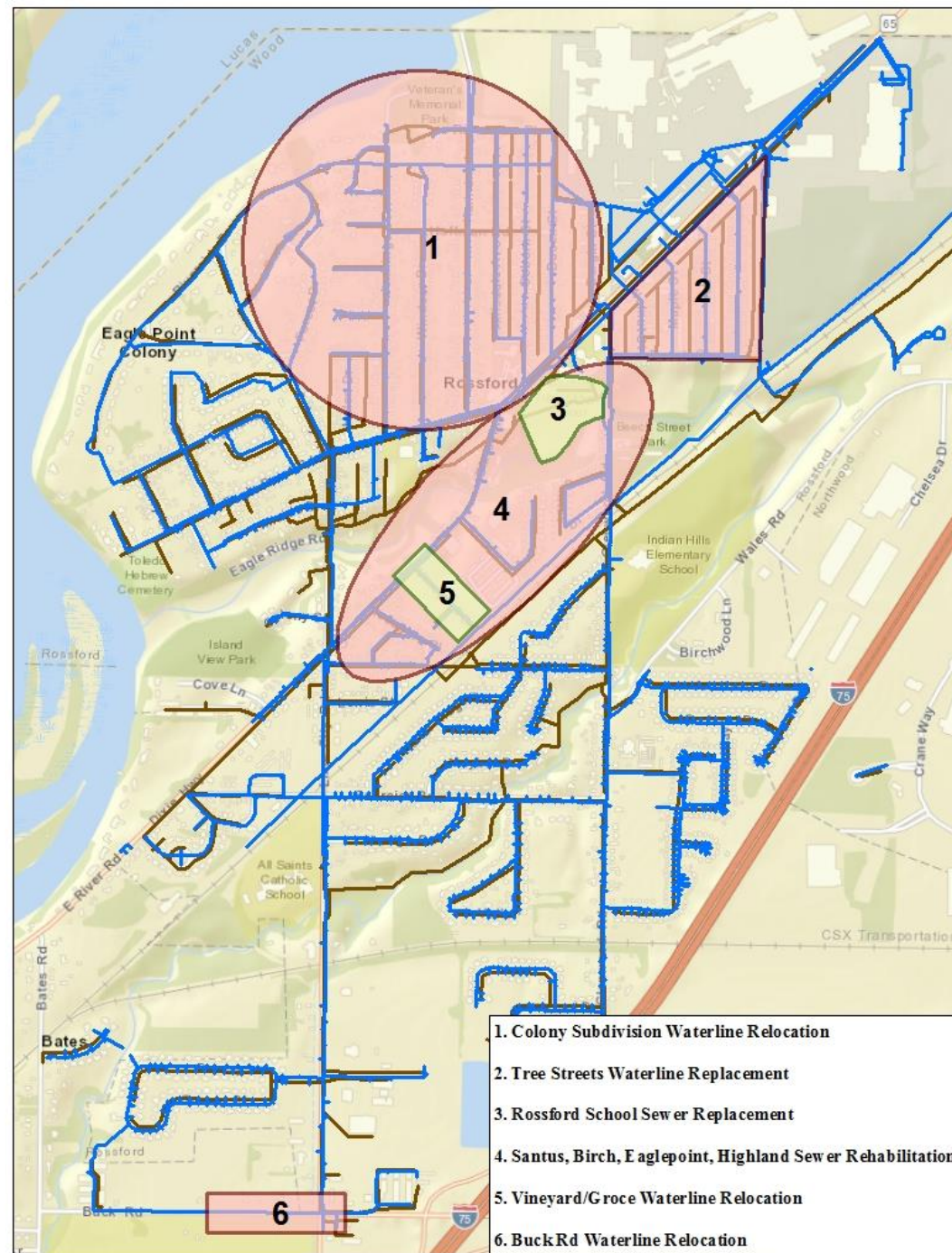
WATER AND SEWER REPAIRS 2010-2017



THE DISTRICT PHILOSOPHY ON NEW PROJECTS

- **PROACTIVE APPROACH TO REPAIRS**
- **BASED ON ASSET MANAGEMENT PROGRAM**
 - **REPAIRS AND REPLACEMENT TARGETED TO IDENTIFIED AREAS**

2018 PROJECTS IN ROSSFORD



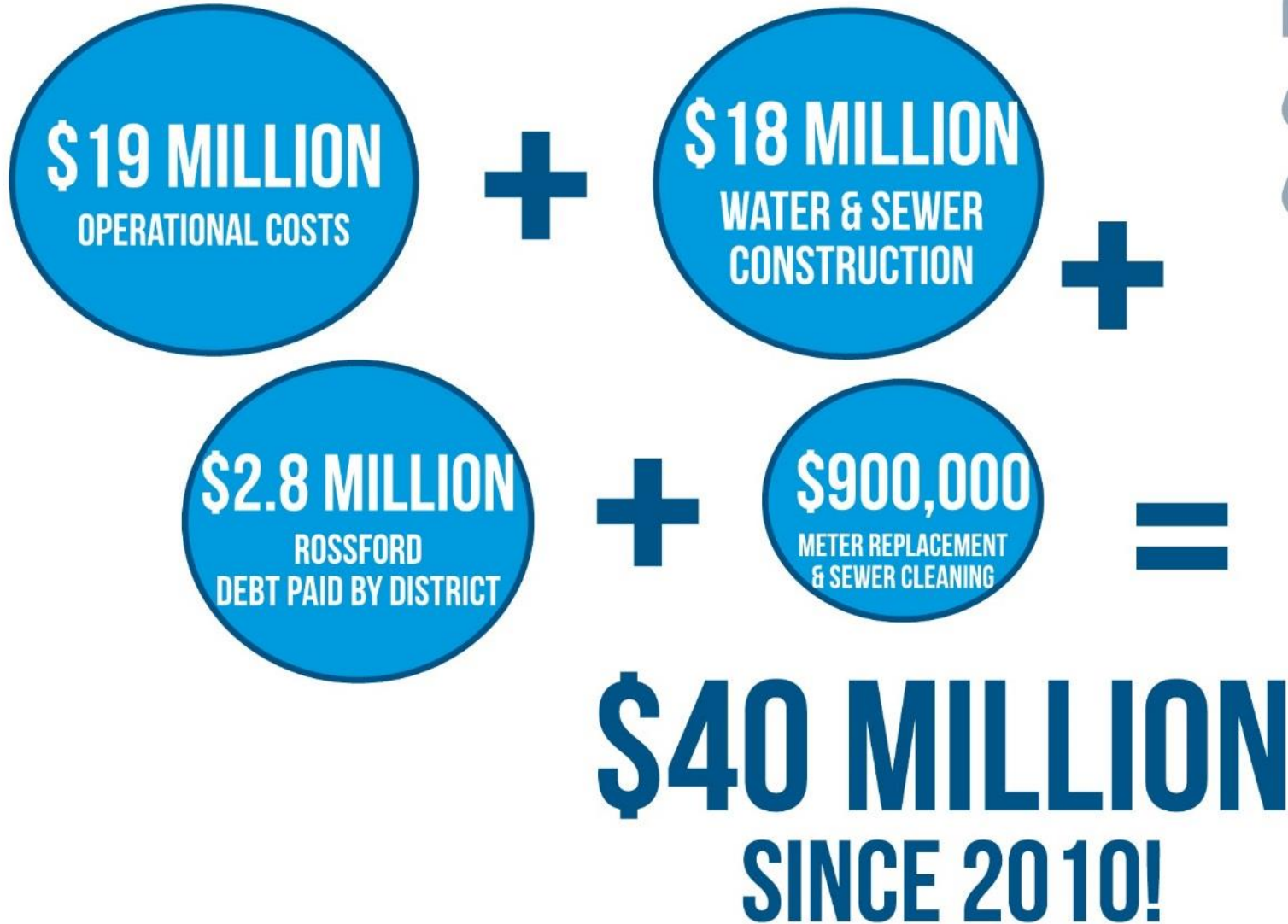
NORTHWESTERN
THE DISTRICT
WATER & SEWER

ROSSFORD/DISTRICT COOPERATIVE EFFORTS

- **COORDINATION OF PAVING PROGRAM**
- **REGULAR REVIEW OF PROJECTS FOR COORDINATION**
- **ECONOMIC DEVELOPMENT**
- **GRANTS FOR SCHOOLS**



INVESTING IN ROSSFORD





NORTHWESTERN
THE DISTRICT
WATER & SEWER

INVESTING IN ROSSFORD



\$18,470 PER HOUSEHOLD

SINCE 2010!

2018 DISTRICT EXPENSES

For every dollar...



\$0.18

goes to
Supplies
&
Utilities

\$0.24

goes to
Purchasing
Water &
Sewer
Services

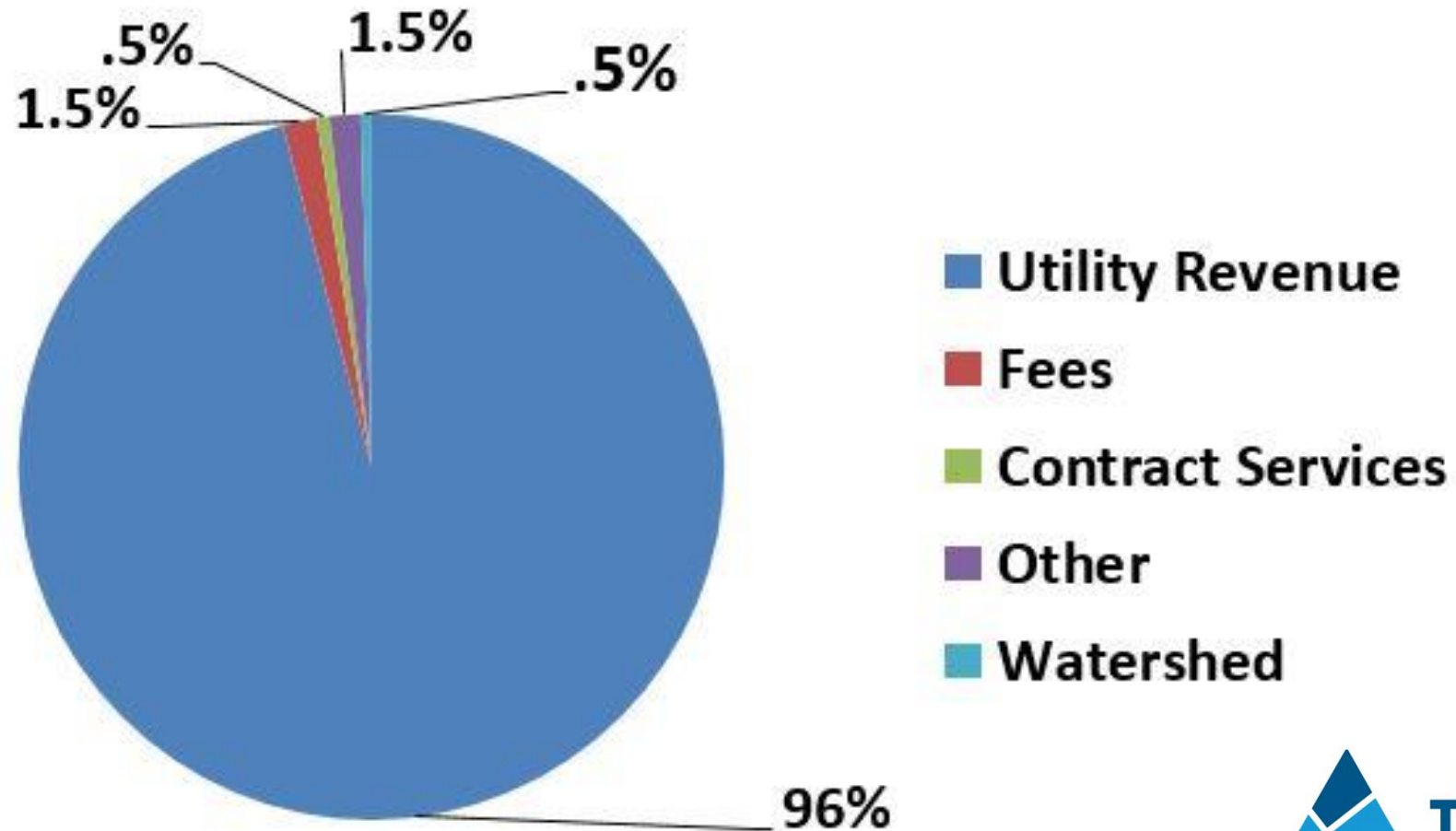
\$0.25

goes to
Labor
&
Benefits

\$0.33

goes to
Repair
&
Replacement

2018 DISTRICT REVENUE

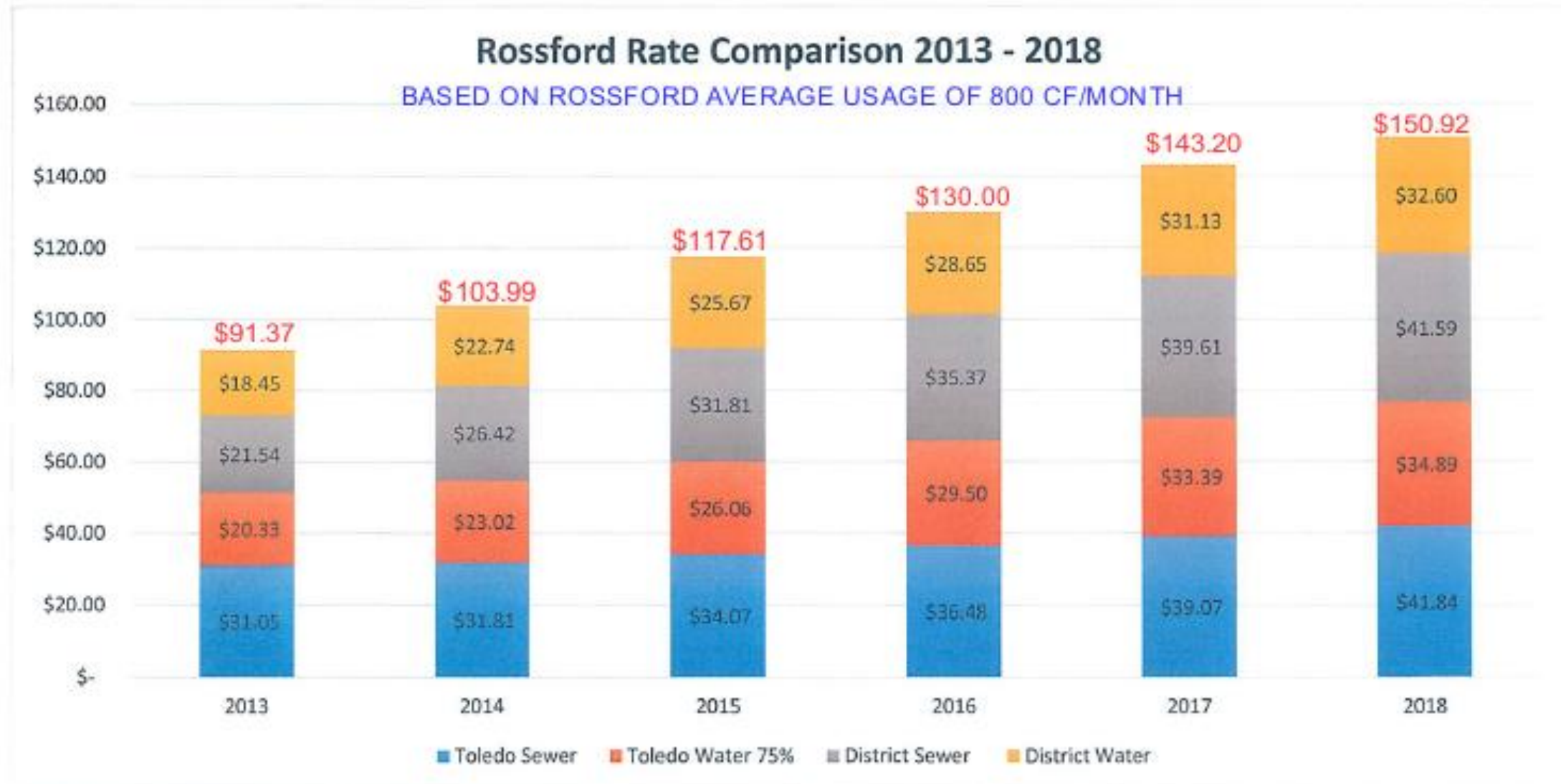


RATES — PAST, PRESENT AND FUTURE

PAST

- ROSSFORD
- TRANSITION
- DISTRICT
- TOLEDO

RATES - PRESENT



RATES — REGIONAL OVERVIEW

2016 MONTHLY MUNICIPAL WATER/SEWER RATE COMPARISON 1,000 CF

NORTH BALTIMORE	\$ 249.79
PERRYSBURG (outside)	\$ 214.19
MCCOMB	\$ 173.07
NAPOLEON	\$ 154.26
ROSSFORD	\$ 151.58
BOWLING GREEN (outside)	\$ 139.46
PERRYSBURG (inside)	\$ 116.88
MAUMEE	\$ 96.67
SYLVANIA	\$ 68.60
BOWLING GREEN (INSIDE)	\$ 51.09
OREGON	\$ 48.04



NORTHWESTERN
THE DISTRICT
WATER & SEWER

RATES - FUTURE

- **FUTURE**
 - **DISTRICT**
 - **TOLEDO — REGIONAL WATER DISCUSSIONS**