NOTICE OF JOINT WORK MEETING OF THE CITY COUNCIL AND THE PLANNING COMMISSION OF THE CITY OF ST. GEORGE, WASHINGTON COUNTY, UTAH

Public Notice

Public notice is hereby given that the City Council and the Planning Commission of the City of St. George, Washington County, Utah, will hold a work meeting in the Administrative Conference Room at the St. George City Offices located at 175 East 200 North, St. George, Utah, on Thursday, May 23, 2024 commencing at 4:00 p.m.

The agenda for the meeting is as follows:

1. **Discussion regarding amendments to City code to add live/work units in the RCC (Residential City Center) zone.**

2. **Discussion regarding amendments to City code pertaining to PDMU (Planned Development Mixed Use).**

3. **Adjourn and reconvene in a Regular Meeting of the City Council.**

** **THE COUNCIL WILL MOVE TO THE CITY COUNCIL CHAMBERS FOR THE CITY COUNCIL REGULAR MEETING****

AMENDED NOTICE OF REGULAR MEETING OF THE CITY COUNCIL OF THE CITY OF ST. GEORGE, WASHINGTON COUNTY, UTAH

Public Notice

Public notice is hereby given that the City Council of the City of St. George, Washington County, Utah, will hold a regular meeting in the City Council Chambers at the St. George City Offices located at 175 East 200 North, St. George, Utah, on Thursday, May 23, 2024 commencing following the joint work meeting of the City Council and Planning Commission at approximately 5:30 p.m.

The amended agenda for the meeting is as follows:

Call to Order
Invocation
Flag Salute

1. **Read a proclamation proclaiming June, 2024 as Scleroderma Awareness Month.**

2. **Public hearing and consideration of Resolution No. 2024-013R to review and approve amendments to the Fiscal Year 2023-24 Budget.**

   BACKGROUND and RECOMMENDATION: State statute requires a public hearing when changes are requested to the City's budget. Staff typically bring budget openings forward to the City Council for consideration on a quarterly basis based on changes that occur during the fiscal year. Staff recommends taking public comment and approval of the resolution.

3. **Consider approval of Resolution No. 2024-014R tentatively adopting the FY 2024-25 City Manager Recommended Budget of the City of St. George and setting the public hearing dates.**

   BACKGROUND and RECOMMENDATION: State law requires the recommended budget to be tentatively adopted and the public hearing dates to be set during a regular or special City Council meeting prior to considering adoption of the final budget in June. The final budget is required to be adopted before June 30th each fiscal year. The FY 2024-2025 City Manager Recommended Budget was presented to the City Council and made publicly available during the Thursday May 2, 2024 City Council Meeting. A copy of the FY 2025 budget is available on the city's website at www.sgcityutah.gov/citybudget and through the City Recorder's Office. Tonight's item is to consider tentatively adopting the FY 2025 budget and to set the dates for this year's public hearings on the FY 2025 budget as Thursday June 13, 2024 and Thursday June 20, 2024 during the regularly scheduled City Council Meetings. Adoption of the Final FY 2025 budget is planned for Thursday June 20, 2024 following the public hearing. Staff recommends approval.

4. **Consider approval of Resolution No. 2024-015R entering into an Interlocal Cooperation Agreement between the City of St. George and the City of Santa Clara for a 69KV line.**

   BACKGROUND and RECOMMENDATION: This Interlocal Agreement between St. George Energy and Santa Clara City signifies a crucial step towards fostering collaboration in infrastructure development and energy management. By formalizing their partnership, both entities are reinforcing their commitment to sustainable growth and efficient operation of the region's electrical infrastructure. The agreement provides clarity on responsibilities, streamlines decision-making processes, and promotes accountability, ultimately ensuring the reliability of electricity supply for future economic expansion. Moreover, it exemplifies the importance of strong partnerships between entities in addressing common goals and navigating challenges effectively, thereby benefiting the community and laying the groundwork for a sustainable future. Staff recommends approval.

5. **Consider approval of Resolution No. 2024-016R entering into an Interlocal Agreement with Washington County for the renovation of the Historic Dixie Sunbowl project.**

   BACKGROUND and RECOMMENDATION: This interlocal agreement is for funding of the renovation of the Historic Dixie Sunbowl. The County has agreed to contribute $1,750,000 of Transient Room Tax Funds to the project. Staff recommends

approval.

6. **Consider approval of Resolution No. 2024-017R entering into an Interlocal Agreement with the Washington County Water Conservancy District regarding the Red Hills Garden.**

BACKGROUND and RECOMMENDATION: The interlocal agreement is an agreement with the Washington County Water Conservancy District for the continuing use and partnership of the Red Hills Garden. This agreement is for 25 years. Staff recommends approval.

7. **Consider approval of a Hillside Development permit to allow disturbance in over 20% slope areas. This application is a request to move dirt from the approved Rosewood Townhomes site to the Riverstone site. Case No. 2023-HS-009**

BACKGROUND and RECOMMENDATION: On August 23, 2023, the Hillside committee met on site for the hillside review. The applicant is proposing to move about 120,000 yards of dirt from the approved Rosewood Townhomes which is just south of the proposed location. The hillside committee met onsite and recommended approval of the proposal to move the dirt to this site. One of the discussion items was how to make the dirt blend into the site. The applicant and committee discussed the idea of tiering the dirt. The applicant said that none of the dirt would go above any of the existing mesas on the site. The Hillside committee recommended approval of the transfer of the dirt. The Planning Commission reviewed this on April 9, 2024 and recommended approval to the City Council.

8. **Reports from Mayor, Councilmembers, City Manager, and City staff.**

9. **Request a closed session to discuss litigation, property acquisition or sale or the character and professional competence or physical or mental health of an individual.**

Christina Fernandez, City Recorder

May 20, 2024
Date

REASONABLE ACCOMMODATION: The City of St. George will make efforts to provide reasonable accommodations to disabled members of the public in accessing City programs. Please contact the Human Resources office at 627-4674, at least 24 hours in advance if you have special needs.

NOTICE OF JOINT WORK MEETING OF THE CITY COUNCIL AND THE PLANNING COMMISSION OF THE CITY OF ST. GEORGE, WASHINGTON COUNTY, UTAH

Public Notice

Public notice is hereby given that the City Council and the Planning Commission of the City of St. George, Washington County, Utah, will hold a work meeting in the Administrative Conference Room at the St. George City Offices located at 175 East 200 North, St. George, Utah, on Thursday, May 23, 2024 commencing at 4:00 p.m.

The agenda for the meeting is as follows:

1. **Discussion regarding amendments to City code to add live/work units in the RCC (Residential City Center) zone.**

2. **Discussion regarding amendments to City code pertaining to PDMU (Planned Development Mixed Use).**

3. **Adjourn and reconvene in a Regular Meeting of the City Council.**

** **THE COUNCIL WILL MOVE TO THE CITY COUNCIL CHAMBERS FOR THE CITY COUNCIL REGULAR MEETING****

NOTICE OF REGULAR MEETING OF THE CITY COUNCIL OF THE CITY OF ST. GEORGE, WASHINGTON COUNTY, UTAH

Public Notice

Public notice is hereby given that the City Council of the City of St. George, Washington County, Utah, will hold a regular meeting in the City Council Chambers at the St. George City Offices located at 175 East 200 North, St. George, Utah, on Thursday, May 23, 2024 commencing following the joint work meeting of the City Council and Planning Commission at approximately 5:30 p.m.

The agenda for the meeting is as follows:

Call to Order
Invocation
Flag Salute

1. **Read a proclamation proclaiming June, 2024 as Scleroderma Awareness Month.**

2. **Public hearing and consideration of Resolution No. 2024-013R to review and approve amendments to the Fiscal Year 2023-24 Budget.**

   BACKGROUND and RECOMMENDATION: State statute requires a public hearing when changes are requested to the City's budget. Staff typically bring budget openings forward to the City Council for consideration on a quarterly basis based on changes that occur during the fiscal year. Staff recommends taking public comment and approval of the resolution.

3. **Consider approval of Resolution No. 2024-014R tentatively adopting the FY 2024-25 City Manager Recommended Budget of the City of St. George and setting the public hearing dates.**

   BACKGROUND and RECOMMENDATION: State law requires the recommended budget to be tentatively adopted and the public hearing dates to be set during a regular or special City Council meeting prior to considering adoption of the final budget in June. The final budget is required to be adopted before June 30th each fiscal year. The FY 2024-2025 City Manager Recommended Budget was presented to the City Council and made publicly available during the Thursday May 2, 2024 City Council Meeting. A copy of the FY 2025 budget is available on the city's website at www.sgcityutah.gov/citybudget and through the City Recorder's Office. Tonight's item is to consider tentatively adopting the FY 2025 budget and to set the dates for this year's public hearings on the FY 2025 budget as Thursday June 6, 2024 and Thursday June 20, 2024 during the regularly scheduled City Council Meetings. Adoption of the Final FY 2025 budget is planned for Thursday June 20, 2024 following the public hearing. Staff recommends approval.

4. **Consider approval of Resolution No. 2024-015R entering into an Interlocal Cooperation Agreement between the City of St. George and the City of Santa Clara for a 69KV line.**

   BACKGROUND and RECOMMENDATION: This Interlocal Agreement between St. George Energy and Santa Clara City signifies a crucial step towards fostering collaboration in infrastructure development and energy management. By formalizing their partnership, both entities are reinforcing their commitment to sustainable growth and efficient operation of the region's electrical infrastructure. The agreement provides clarity on responsibilities, streamlines decision-making processes, and promotes accountability, ultimately ensuring the reliability of electricity supply for future economic expansion. Moreover, it exemplifies the importance of strong partnerships between entities in addressing common goals and navigating challenges effectively, thereby benefiting the community and laying the groundwork for a sustainable future. Staff recommends approval.

5. **Consider approval of Resolution No. 2024-016R entering into an Interlocal Agreement with Washington County for the renovation of the Historic Dixie Sunbowl project.**

   BACKGROUND and RECOMMENDATION: This interlocal agreement is for funding of the renovation of the Historic Dixie Sunbowl. The County has agreed to contribute $1,750,000 of Transient Room Tax Funds to the project. Staff recommends

approval.

6. **Consider approval of Resolution No. 2024-017R entering into an Interlocal Agreement with the Washington County Water Conservancy District regarding the Red Hills Garden.**

BACKGROUND and RECOMMENDATION: The interlocal agreement is an agreement with the Washington County Water Conservancy District for the continuing use and partnership of the Red Hills Garden. This agreement is for 25 years. Staff recommends approval.

7. **Consider approval of a Hillside Development permit to allow disturbance in over 20% slope areas. This application is a request to move dirt from the approved Rosewood Townhomes site to the Riverstone site. Case No. 2023-HS-009**

BACKGROUND and RECOMMENDATION: On August 23, 2023, the Hillside committee met on site for the hillside review. The applicant is proposing to move about 120,000 yards of dirt from the approved Rosewood Townhomes which is just south of the proposed location. The hillside committee met onsite and recommended approval of the proposal to move the dirt to this site. One of the discussion items was how to make the dirt blend into the site. The applicant and committee discussed the idea of tiering the dirt. The applicant said that none of the dirt would go above any of the existing mesas on the site. The Hillside committee recommended approval of the transfer of the dirt. The Planning Commission reviewed this on April 9, 2024 and recommended approval to the City Council.

8. **Reports from Mayor, Councilmembers, City Manager, and City staff.**

9. **Request a closed session to discuss litigation, property acquisition or sale or the character and professional competence or physical or mental health of an individual.**

Christina Fernandez, City Recorder

May 17, 2024
Date

REASONABLE ACCOMMODATION: The City of St. George will make efforts to provide reasonable accommodations to disabled members of the public in accessing City programs. Please contact the Human Resources office at 627-4674, at least 24 hours in advance if you have special needs.

PROCLAMATION

WHEREAS, it is estimated that approximately 300,000 Americans have been diagnosed with scleroderma which is a chronic tissue disease generally classified as an autoimmune disease; and

WHEREAS, localized scleroderma is more common in children, whereas systemic scleroderma is more common in adults – females with scleroderma outnumber males about 4-1; and

WHEREAS, comprehensive and coordinated health services for people with scleroderma are critically important to achieving positive patient outcomes; and

WHEREAS, through public awareness, the City of St. George seeks to focus on the needs of people with scleroderma and the continuing improvement of services to those people and their families; and

WHEREAS, the Utah Chapter as part of the Rocky Mountain Chapter through its collaboration with the National Scleroderma Foundation and other organizational partners seeks to raise awareness in our communities through support, education and research toward finding a cure for scleroderma.

NOW, THEREFORE, I, Michele Randall, Mayor, along with the City Council of the City of St. George, Utah, do hereby proclaim the month of June, 2024 as

SCLERODERMA AWARENESS MONTH

in the City of St. George and encourage all citizens to wear teal in support of scleroderma awareness and to participate in scleroderma awareness-related events during the month of June.

IN WITNESS WHEREOF, I have hereunto set my hand and caused to be affixed the Seal of the City of St. George, Utah this 23rd day of May, 2024.

OFFICIAL SEAL
City of St. George
STATE OF UTAH

Michele Randall, Mayor

Agenda Date: 05/23/2024 **Agenda Item Number:** 02

Subject:

Public hearing and consideration of Resolution No. 2024-013R to review and approve amendments to the Fiscal Year 2023-24 Budget.

Item at-a-glance:

Staff Contact: Robert Myers

Applicant Name: City of St. George

Reference Number: NA

Address/Location:

175 East 200 North

Item History (background/project status/public process):

State statute requires a public hearing when changes are requested to the City's budget. Staff typically bring budget openings forward to the City Council for consideration on a quarterly basis based on changes that occur during the fiscal year. Staff recommends taking public comment and approval of the resolution.

Staff Narrative (need/purpose):

City departments have submitted requests for adjustments to their fiscal year 2023-24 department budgets per their review and forecasts based upon activity during the third quarter of the fiscal year. Budget opening requests are primarily related to grant and donation funded projects not anticipated in the original budget, initial costs associated with the Trails, Parks and Recreation G.O. Bond, initial costs for the new Zion Route and additional project expenditures.

Name of Legal Dept approver: Ryan Dooley

Budget Impact:

Cost for the agenda item: $1,117,542

Amount approved in current FY budget for item: $0

If not approved in current FY budget or exceeds the budgeted amount, please explain
funding source:

This item is to request amendments to the budget for grant and donation funded projects not anticipated in the original budget, initial costs associated with the Trails, Parks and Recreation G.O. Bond, initial costs for the new Zion Route and additional project expenditures as detailed in Exhibit A.

Description of funding source:

The funding source is identified by project within Exhibit A.

Recommendation (Include any conditions):

Staff recommends taking public comment and approval of the resolution.

CITY OF ST. GEORGE
Budget Opening - Fiscal Year 2023-24
May 23, 2024

EXHIBIT A

St.George
THE BRIGHTER SIDE

GENERAL FUND ADJUSTMENTS

			Debit	Credit
1	10-38300	General Fund - Contribution From Private Organization		10,000
	10-4211-2700	Police - Special Department Supplies	10,000	

The Police Department is requesting to amend the budget for a donation received for the city's "SPEAR" program (Student, Police, Education, Achievement and Resilience). The St George Police Department's School Resource Officers (SRO) developed the "SPEAR" program which is a prevention program for students entering our Intermediate and Middle Schools (6, 7, and 8th grades). The program runs all summer and provides a unique opportunity for the students and officers to interact in a fun educational environment. The students participate in activities, including show-and-tell with police vehicles and equipment, a fingerprinting lab, physical activities, and a K-9 presentation. They will also learn communication skills, resiliency, proper behavior at school and around the community, and internet and social media safety. This is the S.P.E.A.R. Academy's second year, and the community has responded with positive reviews. The Washington County Prevention Coalition has committed $15,000 to the City of St. George to help fund the SPEAR program. Only $10,000 will be used in FY24 and will allow for the purchase of a S.P.E.A.R. Academy t-shirt, classroom project needs, and other auxiliary program needs. Staff requests to amend the budget in the amount of $10,000 for the purchase of supplies for the SPEAR program.

2	10-38300	General Fund - Contribution From Private Organization		8,144
	10-4211-7400	Police - Capital Equipment	8,144	

The Police Department is requesting to amend the budget for a grant received to purchase a Block Box. The Block Box is a device that holds digital devices and blocks all Wi-Fi, cell, and RF signals during investigations. The Block Box will allow investigators to gather digital evidence that may otherwise be at risk of third-party damage or deletion if the devices connect to a web, cell, or RF source. The Police Department has secured a grant from Operation Underground Railroad (OUR) for this purchase. Staff requests to amend the budget in the amount of $8,144 to purchase a block box.

3	10-38300	General Fund - Contribution From Private Organization		4,000
	10-4211-6100	Police - Sundry	4,000	

The Police Department is requesting to amend the budget for donations received for the SGPD Autism Community Outreach Event. The Autism Community Outreach Event was held on April 27, 2024. This event has received grant funding in the amount of $3,000 dollars from the Autism Council of Utah and $1,000 from the State Bank of Southern Utah. These types of events help our officers build positive relationships in a non-threatening, stress free and fun environment with members of our community. Staff requests to amend the budget in the amount of $4,000 for the SGPD Autism Community Outreach Event.

4	10-33400	General Fund - State Grant		13,200
	10-4211-6100	Police - Software	13,200	

The Police Department is requesting to amend the budget for a grant received for the purchase of a new tracking software. The Police Department currently utilizes a database known as Benchmark to track various investigations such as Internal Affairs Investigations, Use of Force Review Board Investigations and In House Training. However, there have been multiple deficiencies identified and the police department would like to move to another program known as LEFTA Systems. This system is more efficient for maintaining and tracking these records, meets the requirements of the department, and also offers an Early Intervention Program that is mandated by the State of Utah which allows the police department to identify possible concerning behavior of officers and intervene before the behavior can escalate. The Police Department has secured a grant from the Utah Department of Public Safety for this software purchase. Staff requests to amend the budget in the amount of $13,200 for the purchase of the LEFTA System.

5	10-33100	General Fund - Federal Grant - HIDTA Grant		19,900
	10-4212-2610	Drug Task Force - Building Leases	19,900	
	10-33400	General Fund - State Grant - CCJJ Grant		3,000
	10-4214-1210	Drug Task Force - Overtime	3,000	

The Police Department is requesting to amend the budget for additional grant funding received from the Federal HIDTA Grant (High Intensity Drug Trafficking Area) and State CCJJ grant (Commission on Criminal & Juvenile Justice grant) for additional operational expenditures for the drug task force. The St. George Police Departments operates a multi-jurisdictional Drug and Gang Task Force comprised of Officers from St. George, Washington County Sheriff's Office, Hurricane, Washington City, and the Utah Highway Patrol. Funding for the task force is provided through a federal and state grants. This year the Drug Task Force expects to have additional expenditures due to the relocation of the task force to leased location with Washington County and additional overtime expense this fiscal year. These cost increases are funded through additional allocations received from the HIDTA and CCJJ grants. Staff requests to amend the budget in the amount of $22,900 for additional operational expenditures for the Drug Task Force.

CITY OF ST. GEORGE
Budget Opening - Fiscal Year 2023-24
May 23, 2024

EXHIBIT A

St.George
THE BRIGHTER SIDE

GENERAL FUND ADJUSTMENTS

			Debit	Credit
6	10-38400	General Fund - Insurance Proceeds		35,616
	10-4211-7400	Police - Capital Equipment	35,616	

The Police Department is requesting to add funding for the purchase of one new motorcycle that will replace a motorcycle that was totaled from a collision during the current fiscal year. During the fiscal year a traffic motorcycle was totaled from a motor vehicle collision. The city submitted an insurance claim and received reimbursement in the total amount of $35,616 based on the insurance carriers estimated value of the vehicle. The total claim amount received fully pays for the replacement of the motorcycle along with all upfit costs. Staff requests to amend the budget in the amount of $35,616 for the purchase of one replacement traffic motorcycle.

7	10-33400	General Fund - State Grant		72,850
	10-4213-7400	Dispatch - Capital Equipment	72,850	

The Police Department requests to use funds received from the Utah Communications Authority (UCA) towards computer and monitor replacements at the 911-Dispatch Center. The computers and monitors at the dispatch center are heavily used due to the 24/7/365 nature of the facility and much of this equipment was carried forward from the previous facility and is beginning to fail. Staff would like to replace this critical equipment to newer systems. Funding is available from additional funds received from the UCA this fiscal year. Staff requests to amend the budget in the amount of $72,850 for the purchase of 911-Dispatch computers and monitors.

8	10-38400	General Fund - Insurance Proceeds		55,000
	10-4220-2900	Fire - Rental of Equipment	55,000	

The Fire Department is requesting to add funding for the temporary rental of a ladder truck. During the fiscal year Ladder 21 had to be removed from service due to a vehicle collision that damaged the vehicle. Ladder 21 is currently sitting at the Pierce Dealer in Salt Lake City receiving repairs and is expected to be at the shop for roughly 6-months. The city submitted an insurance claim and received reimbursement to fully cover the repairs and to fully cover the temporary rental of a ladder truck. Staff estimate that the total rental cost that will occur during the current fiscal year will total $55,000, which will be fully covered by the at fault parties insurance company. Staff requests to amend the budget in the amount of $55,000 for the temporary rental of a ladder truck.

9	10-34660	General Fund - Races		55,000
	10-4558-4560	Special Events & Programs - Special Departmental Supplies	55,000	

The Parks & Community Services Department requests to add funding received from higher participation levels this fiscal year across the various marathon and race events. The city holds multiple race events each year including the Snow Canyon Half Marathon, St. George Triathlon, Cops and Robbers, and Lake to Lake Relay to name a few. This year has been another great year for these events as the city has continued to see increases in participation levels with one of the key events in particular, the Snow Canyon Half Marathon, seeing a participation increase of 20%. For FY 2024 staff is projecting to bring in an additional $106,000 in revenue this year from these events due to the higher levels of participation. Along with an increase in revenue staff is also projecting an overall increase in expenses of $55,000 due to the additional purchases needed to support higher participation levels. Staff requests to amend the budget in the amount of $55,000 in the city's race events due to higher participation levels this fiscal year.

OTHER FUND ADJUSTMENTS

			Debit	Credit
10	85-36903	Recreation General Obligation Project Fund - Sale of Bonds		1,040,600
	85-36700	Recreation General Obligation Project Fund - Premium on Bonds Sold		14,235,000
	85-38800	Recreation General Obligation Project Fund - Appropriated Fund Balance	14,861,600	
	85-8520-3112	Recreation General Obligation Project Fund - Bond Issuance Costs	275,600	
	85-8520-7396	Recreation General Obligation Project Fund - Dixie Sunbowl	15,000	
	85-8520-7300	Recreation General Obligation Project Fund - Desert Vista Park	40,000	
	85-8520-7607	Recreation General Obligation Project Fund - Boots Cox Family Park	25,000	
	85-8520-7300	Recreation General Obligation Project Fund - Sycamore Park	16,700	
	85-8520-7608	Recreation General Obligation Project Fund - Springs Park	36,700	

The Parks & Community Services Department requests to add funding for the first tranche of debt issuance on the 2023 Trails, Parks and Recreation General Obligation Bond approved by the voters during the November 2023 election. With the recent successful bond sale this past April, staff is ready to move forward with working on the design for several of the first few years of projects including the Dixie Sunbowl, Desert Vista Park, Boots Cox Family Park, Sycamore Park, and Springs Park projects. Staff requests to amend the budget to reflect the issuance of debt for the first tranche of G.O. bonds ($15,275,600), the associated issuance costs ($275,600), and for partial design costs for multiple year 1 general obligation bond projects planned in the FY 2025 budget ($133,400).

CITY OF ST. GEORGE
Budget Opening - Fiscal Year 2023-24
May 23, 2024

EXHIBIT A

St.George
THE BRIGHTER SIDE

OTHER FUND ADJUSTMENTS

			Debit	Credit
11	80-38101	RAP Tax Fund - Contributions from Other Governments		212,110
	80-8000-7864	RAP Tax Fund - Pioneer Park Interpretive Trail	212,110	

The Parks & Community Services Department requests to add funding for a grant received from the Washington County Water Conservancy District to extend the Pioneer Park Interpretive Trail project to provide a connection to the Red Hills Desert Gardens. The FY 2024 Budget included funding to create a trail, interpretive signage and provide additional improvements to the Pioneer Park. The city approached the Water Conservancy District this past spring to see if there would be interest in funding an extension of the originally planned trail to connect directly to the Red Hills Desert Gardens. The Water Conservancy District was interested and has agreed to fund the full cost of the extension from the planned trail addition in the FY 2024 budget to connect to the Red Hills Desert Gardens. Staff requests to amend the budget in the amount of $212,110 for an extension of the planned trail addition at the Pioneer Park to connect to the Red Hills Desert Gardens.

12	64-38104	Public Transit Fund - Zion Route - Contributions from Others (County)		219,722
	64-6450-1100	Public Transit Fund - Zion Route - Salaries & Wages Full/Time	141,120	
	64-6450-1200	Public Transit Fund - Zion Route - Salaries & Wages Part/Time	33,600	
	64-6450-1300	Public Transit Fund - Zion Route - FICA	10,796	
	64-6450-1310	Public Transit Fund - Zion Route - Insurance Benefits	2,900	
	64-6450-1320	Public Transit Fund - Zion Route - Retirement Benefits	25,006	
	64-6450-2300	Public Transit Fund - Zion Route - Travel & Training	4,000	
	64-6450-2400	Public Transit Fund - Zion Route - Office Supplies	500	
	64-6450-2700	Public Transit Fund - Zion Route - Special Departmental Supplies	1,000	
	64-6450-2800	Public Transit Fund - Zion Route - Telephone	300	
	64-6450-4500	Public Transit Fund - Zion Route - Uniforms	500	

The Public Works Department is requesting to add funds to begin hiring for the upcoming launch of the new Zion Route that is expected to commence in July. Staff anticipate needing to hire in total (11) new full-time employees and multiple part-time employees. These expenses will be fully reimbursed by Washington County through their dedicated portion of the transit tax and through funding received from a $15 million state grant for the operation of the Zion Route. Staff requests to amend the budget in the amount of $219,722 for initial hiring of the staff required for the Zion Route.

RESOLUTION NO. _____

AMENDING THE 2023-2024 FISCAL BUDGET FOR THE CITY OF ST. GEORGE, UTAH.

WHEREAS, pursuant to the Uniform Fiscal Procedures Act for Utah Cities (the "Act"), the City of St. George is required to adopt an annual budget with regard to the funds of the City; and

WHEREAS, the City has complied with the provisions of the Act in adopting a budget, and setting and conducting public hearings on such budget.

NOW, THEREFORE, at a regular meeting of the City Council of the City of St. George, Utah, duly called, noticed and held on the 23rd day of May, 2024, upon motion duly made and seconded, it is

RESOLVED that the 2023-2024 fiscal budget for the City of St. George thereto, is hereby amended. Said amendments are attached hereto as Exhibit "A."

VOTED UPON AND PASSED BY THE CITY COUNCIL OF THE CITY OF ST. GEORGE AT A REGULAR MEETING OF SAID COUNCIL HELD ON THE 23RD DAY OF MAY, 2024.

ST. GEORGE CITY:

_____
Michele Randall, Mayor

ATTEST:

_____
Christina Fernandez, City Recorder

APPROVED AS TO FORM:
City Attorney's Office

_____
Ryan N Dooley, City Attorney

VOTING OF CITY COUNCIL:

Councilmember Hughes _____
Councilmember Larkin _____
Councilmember Larsen _____
Councilmember Tanner _____
Councilmember Kemp _____

Agenda Date: 05/23/2024 **Agenda Item Number:** 03

Subject:

Consider approval of Resolution No. 2024-014R tentatively adopting the FY 2024-25 City Manager Recommended Budget of the City of St. George and setting the public hearing dates.

Item at-a-glance:

Staff Contact: Robert Myers

Applicant Name: City of St. George

Reference Number: N/A

Address/Location:

175 East 200 North

Item History (background/project status/public process):

State law requires the recommended budget to be tentatively adopted and the public hearing dates to be set during a regular or special City Council meeting prior to considering adoption of the final budget in June. The final budget is required to be adopted before June 30th each fiscal year. The FY 2024-2025 City Manager Recommended Budget was presented to the City Council and made publicly available during the Thursday May 2, 2024 City Council Meeting. A copy of the FY 2025 budget is available on the city's website at www.sgcityutah.gov/citybudget and through the City Recorder's Office. Tonight's item is to consider tentatively adopting the FY 2025 budget and to set the dates for this year's public hearings on the FY 2025 budget as Thursday June 13, 2024 and Thursday June 20, 2024 during the regularly scheduled City Council Meetings. Adoption of the Final FY 2025 budget is planned for Thursday June 20, 2024 following the public hearing. Staff recommends approval.

Staff Narrative (need/purpose):

The City's budget represents the financial plan for delivering the municipal services that are expected and depended on by the residents, businesses and visitors to the City of St. George. Development of the budget involves a significant investment of time for all levels of the organization as we work to develop a balanced budget that achieves the City Council's goals and priorities for the upcoming fiscal year. This year's budget includes significant investments in several council priority areas including public infrastructure and transportation, community safety and security and core municipal services. A copy of FY 2024-25 City Manager Recommended Budget is publicly available for review on the city's website at www.sgcityutah.gov/citybudget and through the City Recorder's Office. There are several key remaining meeting dates on this year's budget calendar. This year's budget town hall meeting will be held on Tuesday June 4, 2024. This year's public hearings on the FY 2025 budget are proposed to be held during the regularly scheduled City Council meetings on Thursday June 13, 2024 and Thursday June 20, 2024. Adoption of the final FY 2025 Budget is planned for during the June 20, 2024 City Council meeting.

Name of Legal Dept approver: Ryan Dooley

Budget Impact: No Impact

Recommendation (Include any conditions):

Staff recommends approval.

RESOLUTION NO. _____

A RESOLUTION OF THE CITY COUNCIL OF THE CITY OF ST. GEORGE, UTAH TO TENTATIVELY ADOPT THE CITY MANAGER RECOMMENDED FY 2024-25 BUDGET AND SET THE PUBLIC HEARING DATES.

WHEREAS, pursuant to the Uniform Fiscal Procedures Act for Utah Cities (the "Act"), the City of St. George is required to tentatively adopt a budget and to set a public hearing date to be held prior to adoption of the final budget with regard to the funds of the City; and

WHEREAS, the FY 2024-25 City Manager Recommended Budget was presented and filed with the City Council and made publicly available through the City's website and City Recorder's Office on the 2nd day of May, 2024.

WHEREAS, the City Council held a work meeting on the FY 2024-25 City Manager Recommended Budget on the 16th day of May, 2024.

NOW THEREFORE BE IT RESOLVED, that the City Council of the City of St. George, Utah tentatively adopts the FY 2024-25 budget for the City of St. George, attached hereto as Exhibit "A" including all schedules thereto, subject to later amendment; and set the public hearing dates for the FY 2024-25 budget to be held on the 13th day of June, 2024 and the 20th day of June, 2024 during the regularly scheduled City Council meetings.

VOTED UPON AND PASSED BY THE CITY COUNCIL OF THE CITY OF ST. GEORGE AT A REGULAR MEETING OF SAID COUNCIL HELD ON THE 23RD DAY OF MAY, 2024

ST. GEORGE CITY:

_____
Michele Randall, Mayor

ATTEST:

_____
Christina Fernandez, City Recorder

APPROVED AS TO FORM:
City Attorney's Office

_____
Ryan N Dooley
City Attorney

VOTING OF CITY COUNCIL:

Councilmember Hughes _____
Councilmember Larkin _____
Councilmember Larsen _____
Councilmember Tanner _____
Councilmember Kemp _____

St.George

THE BRIGHTER SIDE



FY 2024/2025 CITY MANAGER RECOMMENDED BUDGET

GOVERNMENT FINANCE OFFICERS ASSOCIATION

Distinguished Budget Presentation Award

PRESENTED TO

City of St. George City
Utah

For the Fiscal Year Beginning

July 01, 2023

Christopher P. Morrill

Executive Director

The Government Finance Officers Association of the United States and Canada (GFOA) presented a Distinguished Budget Presentation Award to City of St. George, Utah, for its Annual Budget for the fiscal year beginning July 1, 2023.

In order to receive this award, a governmental unit must publish a budget document that meets program criteria as a policy document, as a financial plan, as an operations guide, and as a communications device.

This award is valid for a period of one year only. We believe our current budget continues to conform to program requirements, and we are submitting it to GFOA to determine its eligibility for another award.

THIS PAGE INTENTIONALLY LEFT BLANK

TABLE OF CONTENTS

EXECUTIVE SUMMARY & CITY OVERVIEW
Mayor, City Council, & City Officials 9-10
Organization Chart 11
City Manager's Budget Message 12
Mission, Vision, Goals & Priorities 17
Community Profile & Demographics 42
Service Statistics 47

BUDGET & POLICIES OVERVIEW
Budget Process and Guide 49
Budget Calendar 52
Organization of Budget Document 53
Fund Structure 56
Financial Policies 59
Bond Rating Information 64

COMBINED FINANCIAL STATEMENTS OVERVIEW
FY 2025 Combined Fund Summary 69
FY 2025 Combined Fund Balances 75
Department Matrix 77

GENERAL FUND
General Fund Overview 79
General Fund Highlights 81
General Fund - Fund Summary 82
General Fund – Property Tax Overview 83
General Fund – Sales Tax Overview 84
General Fund – Revenue Detail 85
General Fund – Expense Detail 87
General Fund – 5 Year Historical 89
General Government 90
- Mayor & City Council 91
- City Manager 95
  - City Manager 95
  - Elections 99
- Human Resources 101
- Economic Development & Communications 105
  - Economic Development 105
  - Communications 109
- Budget & Financial Planning 111
- Administrative Services/Finance 115
  - Administrative Services/Finance 115

TABLE OF CONTENTS

Motor Pool 119
Legal Services 121
Operations 125
Technology Services 127
Facilities Services 130
Fleet Services 133
Public Safety 136
Police 137
Police 137
Dispatch Services 142
Drug Task Force 144
Fire 148
Airport 154
Airport 155
Public Works 160
Public Works Administration 163
Streets 165
Engineering 168
Community Development 170
Development Services 173
Code Enforcement 175
Planning Commission 177
Golf 180
Golf Courses Combined 183
Golf Administration 184
Red Hills Golf 186
Southgate Golf 188
St. George Golf Club 190
Sunbrook Golf 192
Parks & Community Services 196
Parks 199
Parks Design & Planning 202
Nature Center & Youth Programs 204
Softball Programs 206
Sports Field Maintenance 208
Special Events & Programs 211
Youth & Adult Sports 213
Pickleball & Tennis 215
Recreation Administration 217
Exhibits & Collections 219
Community Arts 221

TABLE OF CONTENTS

Opera House 223
Historic Courthouse 225
Parks & Community Services Admin 227
Recreation Center 229
Marathon 231
Community Center 233
Electric Theater 235
Cemetery 237
Swimming Pool 239
Sand Hollow Aquatic Center 241
Debt Service & Transfers 244

ALL OTHER FUNDS

All Other Funds Overview 247
All Other Funds Highlights 249
All Other Funds - Fund Summary 250
All Other Funds – Expense by Fund 251
All Other Funds – 5 Year Historical 253
Enterprise Funds 254
Water Services 257
Wastewater Collection 263
Regional Wastewater Treatment 267
Energy Services 271
Refuse Collection 279
Municipal Building Authority 281
Drainage Utility 283
Capital Projects Funds 286
General Capital Projects 287
Economic Development Projects 289
Regional Airport Capital Projects 291
Park Impact 293
Fire Impact 295
Police Department Impact 297
Public Works Capital Projects 299
Street Impact 303
Drainage Impact 305
Transportation Improvement 307
Recreation General Obligation Project Fund 309
Other Funds 312
Switchpoint Resource Center 313
2009 Airport Bond Debt Service 315

TABLE OF CONTENTS

Recreation Bond Debt Service 317
Special Assessment Debt Service 319
Dixie Center Operations 321
Airport PFC Boarding Fees 323
Community Develop. Block Grant 325
Police Drug Seizures 327
Self-Insurance Fund 329
Public Transit System 331
Transit Tax 336
Health Insurance Fund 338
Housing Fund 340
Perpetual Care 342
American Rescue Plan Grant 344
Johnson Dinosaur Discovery Site 346
Museum Permanent Acquisition 348
Recreation, Arts, & Parks (RAP) Tax 350
2007 Sales Tax Road Bond 352
Economic & Development Agency Funds 354
Dixie Center EDA 355
Fort Pierce CDA 1 357
Fort Pierce CDA 2 359
Central Business Dist. CDA 361
Millcreek CDA 363
Tech Ridge CDA 365

APPENDIX

Authorized Full-Time Positions 369
New Full-Time Positions 370
Capital Projects 371
General Fund Schedule of Changes 398
Transfers 402
Glossary 406



EXECUTIVE SUMMARY & CITY OVERVIEW

St.George
THE BRIGHTER SIDE

Mayor & City Council

The City operates under a Six-Member Council form of government, of which one member is the Mayor. The Mayor and five Councilmembers are elected at large to serve four-year staggered terms. The Mayor serves as the chairperson of the Council and presides at all council meetings.



City Administration

The City Manager is under the direction of the Mayor and City Council, acting as the liaison between the City departments and the Mayor and City Council.

The City's Leadership team is comprised of individuals representing all services, programs, and support provided to our citizens. Members of the City's Leadership Team are listed below and are also shown in the Organization Chart on the following page.

John Willis	City Manager
Ryan Dooley	City Attorney
Shawn Guzman	Government Affairs Director
Christina Fernandez	City Recorder
Kyle Whitehead	Police Chief
Robert Stoker	Fire Chief
Bryan Dial	Energy Services Director
Scott Taylor	Water Services Director
Cameron Cutler	Public Works Director
Carol Winner	Community Development Director
Shane Moore	Parks & Community Services Director
Marc Mortensen	Operations Director
Trevor Coombs	Administrative Services Director
Robert Myers	Budget & Financial Planning Director
Pennie Hancock	Human Resources Director
Chad Thomas	Economic Development Director
David Cordero	Communications & Marketing Director

City of St. George – Organization Chart

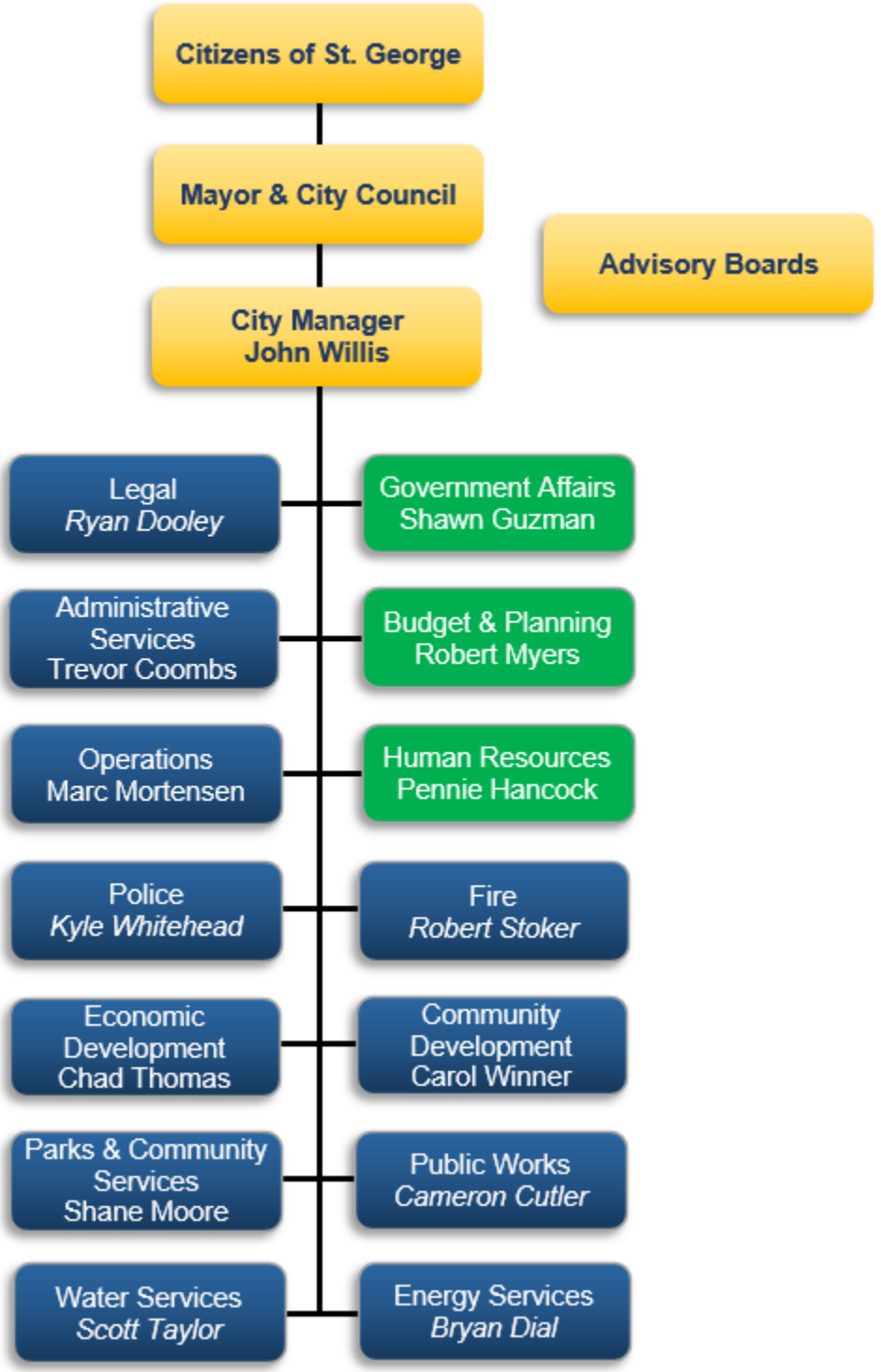

May 2, 2024

To the Honorable Mayor and Members of the City Council:

It is my privilege to submit the City of St. George FY 2025 City Manager Recommended Budget to the City Council and community. The budget represents the financial plan for delivering the municipal services that we believe are desired and expected by residents, businesses, and visitors of the City of St. George. The budget was developed based on the direction provided by the Mayor and City Council, as conveyed as part of this year's Budget and Goals Retreats and through feedback received throughout the year. Staff have worked diligently to develop a balanced budget that achieves the priorities of the City Council and keeps the city in a strong financial position.

The FY 2025 City Manager Recommended Budget includes key recommendations ranging from investments in the city's public infrastructure to investments in public safety and other core service areas with the addition of new personnel and equipment. Investments are also proposed in the city's recreational opportunities with the first year of projects funded by the Trails, Parks, and Recreation General Obligation Bond approved by voters this past November.

Strengthening the city's communication with residents is another area of focus in this year's budget and we have proposed investment in new software to help us better engage and receive input from the public on city services. Along these same lines there will be a number of new opportunities for our residents to engage and learn about the budget including the new budget in brief which provides a high-level overview of the budget, a highlight video, the first budget town hall meeting and additional engagement through social media and on the city's website. These additional opportunities will be available in the coming weeks.

This year's budget proposes a number of fee adjustments across the city's parks programs and in the city's utilities to help pay for the growing cost of providing service. Staff is not proposing a property tax increase for FY 2025.

This year's recommendations along with the assumptions and revenue estimates for FY 2025 are covered in greater detail throughout the budget document. Staff are proud to submit this year's budget to the City Council for your consideration and look forward to feedback from the Council and community on the FY 2025 budget.

Economy

The National and State economies have shown resilience this past year against continued uncertainty as economic conditions have performed contrary to what many experts had expected based upon historical precedent.

Current conditions reflect positive GDP growth nationally at 1.6% as of Q1 2024, which is the first indication of softening in GDP as the prior quarters were over 3%, labor markets continue to be tight with unemployment at 3.7% nationally and 2.8% in Utah, and inflation continues to reflect above the 2% target rate at 3.9% nationally and 2.9% in the Mountain West region, but is still significantly lower than where inflation was at the beginning of last year.

As we look forward to FY 2025 there are multiple economic headwinds that could deteriorate the current economic picture. First and foremost, the Federal Reserve continues to hold the Fed Rate firm at 5.5%, keeping interest rates higher to slow economic activity in order to bring inflation down to 2%. As we began 2024 expectations were that the Federal Reserve would begin to cut interest rates as soon as this summer, as inflation had been expected to be under control. At the Federal Reserve's March meeting, the Fed signaled that rate cuts will likely be much slower if they even occur at all during 2024 as inflation continues to be stickier than expected. Higher interest rates will continue to keep negative pressure on the economy and particularly on sectors highly impacted by interest rates such as real estate and vehicle purchases. Another headwind is growth in credit card debt and delinquency rates. With credit card debt nationally reaching 1.13 trillion in February and delinquency rates reaching 3.1% in December 2023. This could pose challenges if consumers become overextended and debt payments erode future consumer spending which is the primary driver of the national economy. Finally, the Treasury yield curve has continued to be inverted which has historically been an indication of an impending recession.

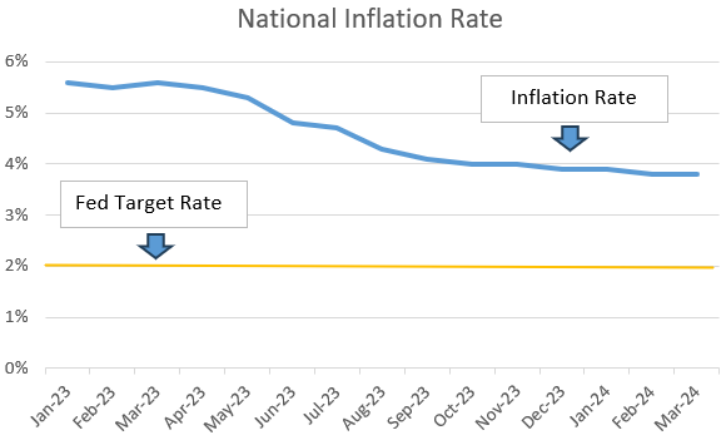

While economic activity has mostly been positive, the city has not seen this consistently translate into strong sales tax collections during the current fiscal year. Sales tax is the primary source of revenue for the city's General Fund and during FY 2024, sales tax has ranged from negative to low growth. As of the February distribution (December point of sale) collections reflected up only 1.04% year to date from the prior year. The last two months of collections have shown much stronger growth, but until we see more positive experience it is unknown if this is an outlier or the beginning of a more positive trend.

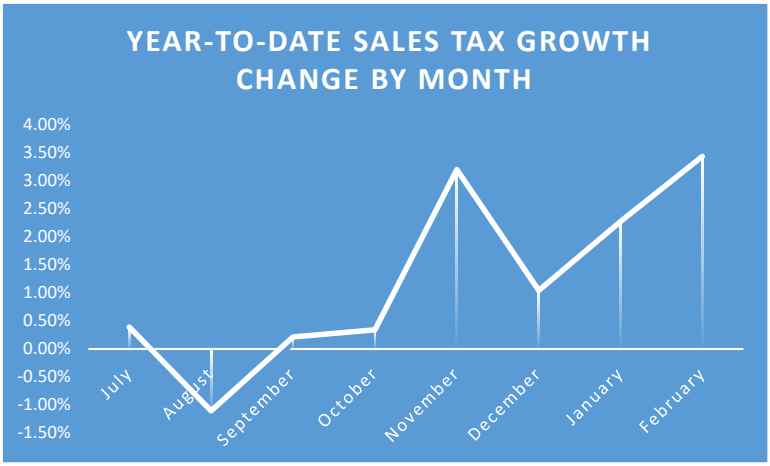

Looking forward to FY 2025, there are reasons to be optimistic, but there also continues to be a large amount of uncertainty and with the expected headwinds, staff continues to be very conservative in our expectations and estimates for the upcoming fiscal year.

Capital Investment

A theme across much of the budget is planning for and responding to growth within the community. Just two years ago St. George was the second fastest growing city in the nation. Although the city has since lost that distinction, St. George continues to be one of the fast-growing communities in the nation. The impact of growth is significant on the city's budget, as more people locate to this area that drives the need for new and expanded streets to keep up with traffic, additional water, sewer, and power lines to provide utility

service, new fire stations to provide adequate coverage, amongst many other infrastructure demands. Additional personnel are also required to maintain all of this new infrastructure and to provide service.

St. George has been blessed with a large geographic area which helps make growth possible and a unique landscape that includes rivers, canyons, and mesas that add so much to the areas quality of life and play a big part in why this area is so attractive to so many. Along with these blessings comes challenges, as the city provides service to an ever-growing community within an extremely large service area (78.5 square miles) while working around mesas, rivers and canyons. These factors translate into more miles of streets, more miles of utility lines, more miles of drainage infrastructure, more fire stations and the need for additional personnel and equipment to provide appropriate response times and service levels to all corners of the community. These challenges also significantly impact the city's budget.

In addition to the challenge of responding to fast growth and maintaining such a large system, the past few year's have been an extremely challenging environment for making the needed capital investments. Infrastructure construction has been plagued with high inflation, challenges in securing contractors and materials, and often significant increases in time to complete projects due to these factors and many more. These pressures continue to add significant cost to the city's budget. Because of these factors there are a number of projects that are expected to be carried forward from FY 2024.

The FY 2025 City Manager Recommended Budget includes a total of $207.2 million in capital investments (projects and equipment) across all city funds which is roughly 39% of the city's combined budget making capital investment by far the largest single area of expense for FY 2025.

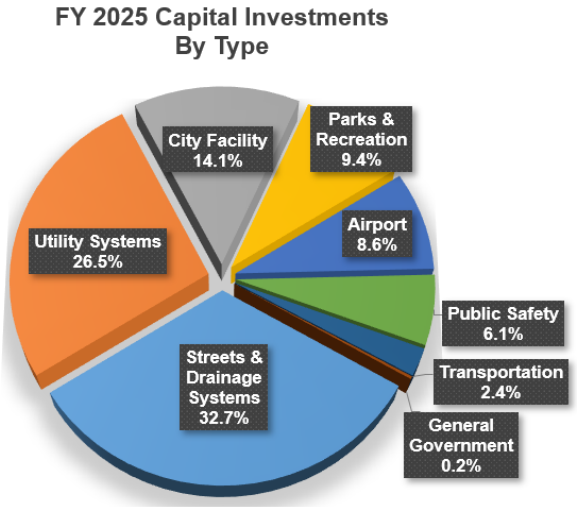

Infrastructure Investments of note include $138 million in streets, drainage and transportation infrastructure projects including the continuation of the 1450 S Extension to Crosby Way (George Washington Blvd), east access road to Tech Ridge, continuation of the 3000 E widening project, continuation of the Graveyard Reservoir project for secondary irrigation, and beginning work on an air traffic control tower.

Major investments in equipment proposed include the purchase of (32) public safety vehicles, year 2 payment for the replacement of (1) fire apparatus and major equipment replacement including personnel protective equipment and self-contained breathing apparatus for the fire department. In core service areas several major pieces of equipment are proposed for replacement including a mechanical sweeper truck, VacCon truck, (2) sewer cleaning trucks, (1) backhoe and several work vehicles in addition to a new trackhoe.

$13.6 million in Parks General Obligation Bond projects are proposed including: playground replacements and improvements at (7) parks, construction of the Las Colinas Park, Springs Park Phase 2, Rim Rock Trail, and Curly Hollow Phase 1. The first $15.2 million in bonds were recently issued out of the $29 million authorized by the voters in preparation for the first 3 years of projects. Staff are proud to report that because of the high-grade bond rating the city received of AA+ from S&P and due to the city's timing on the market we are saving taxpayers around $400,000 in interest expense over the life of this debt.

New Positions, Recruiting and Retaining Staff

The FY 2025 City Manager Recommended Budget includes the addition of 34 new full-time positions. The majority of this year's requests (20) are for growth in public safety, public works, at the airport and in utility services in response to the increased service demands seen by our departments from the growing community. (1) new position is proposed in Parks & Community Services to expand programming at Thunder Junction, (11) of the new requests this year are due to the implementation of the new Zion Route and (2) positions are related to additional service along the current Suntran bus route. Below is an overall highlight of these additions:

Service Category	# of New FT Positions
Public Safety	9
Public Works	2
General Government	1
Parks & Community Services	1
Airport	1
Utilities	7
Public Transit	13
Total	**34**

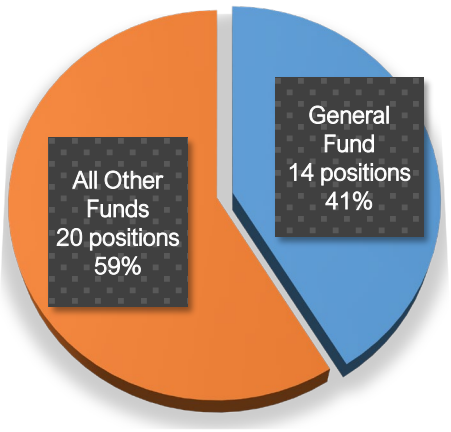

Along with new employees to keep up with the growth in demand, the importance of being able to attract and retain qualified and skilled employees is critical for the city to provide a high quality of service to residents. Like private businesses, the city competes for talented employees to provide service to the community – from police officers, to street maintenance workers, to accountants, the city has a diverse and broad spectrum of critical positions that are needed to keep the city running. Each year the city evaluates employee compensation as compared to similar cities throughout Utah as part of a market study. Due to the tight labor market that currently exists in Utah and early survey results, it is anticipated that adjustments will be necessary to maintain a competitive position in the municipal market. The FY 2025 City Manager Recommended Budget includes funding for increases to pay and benefit contributions to keep the city in a competitive position.

How St. George Compares to Other Cities in Utah

St. George is one of the fastest growing cities in the nation, has the 5th largest population in the state and has one of the largest and more complex geographic footprints at 78.5 square miles with rivers, mesas and canyons. These factors put the city in a unique class amongst its peers by creating major infrastructure and staffing demands on the city as compared to the typical community. Additionally, with the city in the growth period of its life cycle, a large portion of the budget is focused on putting the infrastructure and services in place to serve our residents. These factors all translate into the need for more miles of roadway, more miles of drainage and utility lines, more fire stations, more parks, along with many other infrastructure demands and need for more personnel to continue to provide service within appropriate response times.

The city offers a unique mix of services typically not provided by other cities. This is due to the city serving as the regional hub for Washington County and for some services is due to the historical need for city to provide the service due to the proximity of the community from the major population centers on the Wasatch front.

These services include:

- 9-11 dispatch
- Regional airport
- Regional wastewater treatment plant
- Suntran Bus Service
- St. George Power

While not typical to most communities, the city providing these services has been a major benefit and cost savings to not only our residents but all residents throughout Washington County. These services have a significant impact on the city's budget and for FY 2025 these services total $140.3 million or 26.6% of the total budget.

This year as part of the budget process staff evaluated how we are doing in terms of the cost we charge to citizens for providing service as compared to our neighbors and similarly sized cities throughout the state. Based on our evaluation, we are proud to report that we are extremely competitive in the cost we charge residents for service as shown by the below charts that compare the top 20 largest cities in the state.

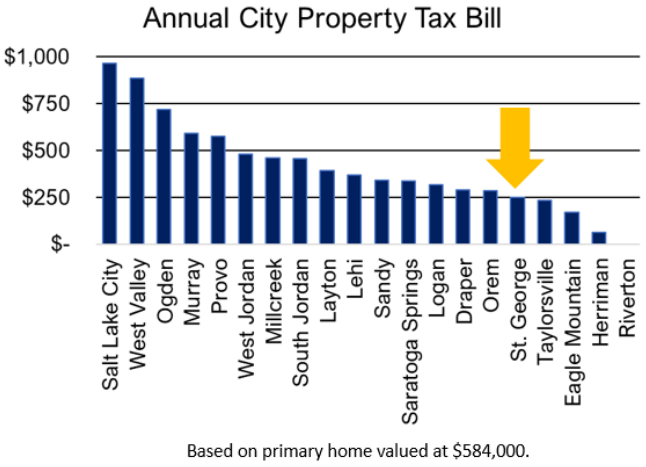

Based on primary home valued at $584,000.

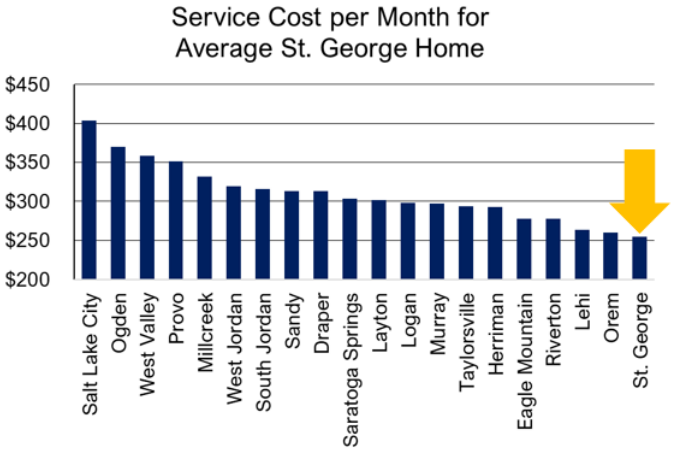

Based on primary home valued at $584,000 with monthly usage of 16,525 gallons of water, 7,000 gallons of sewer, and 1,200 kwh of energy

On property tax we rank as the 15th lowest property tax bill as compared to the top 20 largest cities in the state and the city is also the 2nd lowest in Washington County. On monthly service charges (utilities, property tax, and drainage) the city ranked as the lowest monthly bill of the top 20 largest cities in the state and also the lowest monthly bill in Washington County.

City Council Goals & Priorities

This year's budget process began with an in-depth discussion with the City Council to identify and affirm the vision, mission, goals, direction and priorities for our community over the coming year. This is the second year the city has held this critical retreat as the first step in the city's budget process. This retreat and the subsequent budget retreat that follow provide critical direction to staff and sets the stage for the areas of focus in the budget and on the requests and recommendations proposed.

The following pages include the City Council's mission, vision, goals, and budget priorities along with staff's proposed FY 2025 budget recommendations by Council priority.

Mission: We provide services that focus on people and advance a thriving community.

Vision: We are an active community, rich in culture with a diverse and vibrant economy that supports people doing great things.

FY 2024-2025 City Council Goals

Be great at the basics:
Deliver high-quality essential services.

Deliver exceptional experiences:
Provide services and amenities that make St. George distinctive.

Support and sustain a strong economy:
Create the environment that attracts and supports a diverse economy.

Encourage community and connection:
Support opportunities for citizens to engage with the community and each other.

Maintain financial strength:
Manage and leverage St. George's assets to ensure sustainability.

Sustain organizational excellence:
Build and sustain a team and culture that makes St. George a destination employer for people who deliver excellence.

St.George
THE BRIGHTER SIDE

FY 2024-2025 City Council Priorities

Preserve and Improve Public Infrastructure and Transportation. Improving Traffic Flow and Mobility.

$65.7 million in Street and Drainage Infrastructure projects including:

- ☑ $20 million for the continuation of the 1450 S Extension to Crosby Way (George Washington Blvd).
- ☑ $6.3 million for the continuation of the SR-7 Trail Project.
- ☑ $5.7 million for the East Access Road to Tech Ridge Project.
- ☑ $5.4 million for the continuation of the 3000 E Widening Project (1580 S to Seegmiller Dr).

$17.7 million in Airport Infrastructure projects including:

- ☑ $15.5 million for the Air Traffic Control Tower Project.
- ☑ $1.37 million for the Airport Runway Maintenance Fog Seal project.
- ☑ $825 thousand for the Design of the Reconstruction of Airport Taxiway-A.

$54.8 million in Utility Infrastructure projects including:

- ☑ $9.0 million for the continuation of the Graveyard Reservoir Project.
- ☑ $8.3 million for several new and replacement water tanks.
- ☑ $3.5 million for the Riverside Drive Sewer Main Replacement Project.
- ☑ $2.7 million for Rehabilitation of Clarifiers at the Wastewater Treatment Plant Projects.
- ☑ $2.6 million for the continuation of the AMI Meter Conversion Project.
- ☑ $1.2 million for the Slick Rock Substation Project.

Community Safety and Security. Continue the Public Safety Plan.

$58.5 million in Total Funding for Public Safety including:

- ☑ $2.1 million for (10) new full-time employees including vehicles and equipment (9 Police Officers, 1 IT Public Safety Technician).
- ☑ $1.5 million for (22) replacement public safety vehicles.
- ☑ $648 thousand for multiple equipment replacements including personnel protective gear and self contained breathing apparatus.
- ☑ $435 thousand for the year-two payment on the replacement of (1) Fire Engine.
- ☑ $6.7 million for the completion of the Fire Station Headquarters Relocation Project.
- ☑ $1.5 million for the completion of New Fire Station #10 in Desert Canyons.
- ☑ $400 thousand for the design on a new fire station in Tonnaquint.
- ☑ $150 thousand for the design on the Police Headquarters Remodel Project.

FY 2024-2025 City Council Priorities

Maintain and Improve Basic Core Municipal Services (Public Safety, Infrastructure, Streets, Power, Water, and Sewer).

Public Works & Airport Operations:

- ☑ $200 thousand for (3) new full-time positions (2 Public Works, 1 Airport).
- ☑ $519 thousand for a vacCon vehicle replacement.
- ☑ $418 thousand for a replacement mechanical sweeper.
- ☑ $347 thousand for a trackhoe with a feconhead attachment.
- ☑ $83 thousand for a replacement asphalt roller.

Utility Operations (Water, Wastewater & Energy):

- ☑ $621 thousand for (8) work vehicle replacements.
- ☑ $700 thousand for (2) sewer cleaning truck replacements.
- ☑ $170 thousand for (1) backhoe replacement.
- $125 thousand for (1) vactor trailer.

Preserve and Expand Existing Businesses and Attract New Businesses Including Updating Commercial Plans.

$732 Thousand in Redevelopment Agency Projects & Programs:

- ☑ $290 thousand in agreed upon economic incentives.
- ☑ $299 thousand in infrastructure investments.

Economic Development Projects & Programs:

- ☑ $180 thousand in economic development related projects.
- ☑ $40 thousand for the Downtown Refresh Grant Program.

Strengthen Communication with Citizens, Businesses, and Stakeholders. Finish the Website, Share Good News, and Educate.

Communications Projects & Programs:

- ☑ $60 thousand for survey and citizen engagement software.
- ☑ $38 thousand for video series, communications programing and media.
- ☑ Continue proactive communication efforts and engagement through social media, local community groups and city staff.

FY 2024-2025 City Council Priorities

Financial Stability and Resiliency.

- ☑ Maintaining healthy fund balances. The General Fund is estimated to begin the year with $30.4 million in Fund Balance which is a 27% Coverage Level. The General Capital Project fund is estimated to begin the year with $65.2 million in Fund Balance.
- ☑ For FY 2025 fees were evaluated across City services and recommendations for fee adjustments are proposed as part of the FY 2025 budget.
- ☑ For FY 2025 up to four services will be evaluated through the city's Managed Competition Program to ensure efficient and effective delivery of services.
- ☑ No debt Issuance proposed for FY 2025. The city will continue to strategically use debt only when needed and continue to maintain a lower debt profile.

Maintain a highly qualified workforce.

- ☑ Compensation adjustments for employees are included in the FY 2025 budget to continue to attract and retain a highly qualified workforce by staying competitive in the municipal market.
- ☑ Funding for benefit cost increases and the expanded employee wellness program.

Maintain the integrity of existing neighborhoods including completing the General Plan updates.

- ☑ Updates to the General Plan are underway and are anticipated to be completed in the coming months.

Develop and improve the city's recreational trails and recreational opportunities.

$13.6 million in 2023 General Obligation Bond Projects Including:

- ☑ $3.5 million in playground replacements and improvements for (7) Parks.
- ☑ $2.5 million for the Las Colinas Park Project.
- ☑ $1.8 million for Springs Park Phase 2 Project.
- ☑ $1.2 million for the Rim Rock Trail Project.
- ☑ $1.0 million for Curly Hollow Park Phase 1 Project.

Parks & Community Services Operations:

- ☑ $197 thousand for Thunder Junction programming expansion. (Includes 1 new full-time position).
- ☑ $270 thousand for City Pool Deck Concrete and Drains Replacement Project.
- ☑ $160 thousand for (1) backhoe replacement.
- ☑ $112 thousand for replacement of (5) work trucks.

During FY 2024 the City Council and City Staff have worked hard to accomplish many great things for the community that have continued to add to the quality of life for residents. The below list is just a few of the many accomplishments from this past year.

FY 2023-2024 Accomplishments

Year 2 funding for Safe St. George which included 26 new full-time public safety positions, 2 new fire apparatus, funding for 1 new fire station in Desert Canyons and the relocation of Fire Headquarters to the downtown area, 33 new police vehicles,armored SWAT vehicle, increased compensation and significant equipment replacement including new duty pistols, radio replacements, and personnel protective gear.

Voters overwhelmingly passed the 25 year, $29 million Trails, Parks and Recreation General Obligation Bond that the City Council put on the November 2023 ballot. The G.O. Bond will help fund a wide variety of trail additions and improvements, facility upgrades such as the expansion of the Dixie Sunbowl and much-needed replacement of playground equipment at our City Parks. The city completed the first issuance of debt associated with these projects and design is underway for several projects.

The City Council approved an amendment to the Tech Ridge CDA Plan and Budget, paving the way for the development of Tech Ridge at the site of the old airport. This development will bring thousands of new high paying jobs to the community, diversify the local economy through growth of the tech sector, and provide for a significant positive economic impact for the community far into the future.

The city broke ground on major new city facilities including the relocation of Fire Stations #1, new Fire Station #10, and construction of the new city hall and parking garage. These public buildings are the result of years of saving in the General Fund to help pay for these projects that will serve a growing community far into the future.

The city is opening the new Fossil Falls Park that is an exicting new addition to the community with a mixture of unique features including the largest concrete slide in the western United States, a large interactive playground, volleyball courts and large gazebo.

Key leadership positions were filled including the City Attorney, Development Services Director, Energy Director, Human Resources Director, and Economic Development Director.

The City received a AA+ bond rating on the first issuance of debt for the parks G.O. bond and a AAA bond rating upgrade on the sales tax bond for City Hall from S&P. These are the two highest bond ratings an entity can receive and are the highest ratings recieved in the city's history. Because of these bond ratings tax payers have saved roughly $400,000 in interest expense on the first bond issuance for the parks G.O. bond.

Budget Overview

The City's budget includes funding levels across more than 40 different funds, which account for the myriad of services provided to our community. These services include more community-based services such as police and fire response, street and traffic signal maintenance, utility services, and the maintenance of the parks and trail system enjoyed by our residents, and many more. The budget also accounts for a number of more regional-based services provided by the city to residents throughout Washington County including 911 Dispatch, the St. George Airport, Regional Wastewater Treatment Plant, and Suntran Bus Service .

Each fund in the budget is a separate business that has been established to achieve a specific purpose and has its own dedicated revenue source and expenses necessary to achieve that purpose. Generally, revenue earned in one fund cannot be shared with another fund, which is why each business is financially tracked separately using funds.

The city's funds can be thought of in two major groupings the "General Fund" and "All Other Funds". The General Fund is the city's primary business, this is where the majority of property taxes and sales taxes citizens pay to the city go to provide service. This fund pays for majority of city services including police and fire service, 911 dispatch, parks and trails maintenance, parks programming and events, street and traffic signal maintenance, transportation planning, the St. George Airport, golf, and administration and support. All Other Funds include the city's enterprise operations such as electric, water and sewer service, major infrastructure projects including new roads, utility lines, parks and city facilities, economic development activities and other miscellaneous services such as the Suntran Bus Service. These services are primarily paid for through fees charged to customers, grants, impact fees and other restricted revenues.

For FY 2025 the total combined City Manager Recommended Budget is $527,400,808, which is an increase of $6.7 million or 1.8% from the FY 2024 Budget. The below charts show the overall budget and areas of increase. The major changes in the budget are addressed throughout this section.

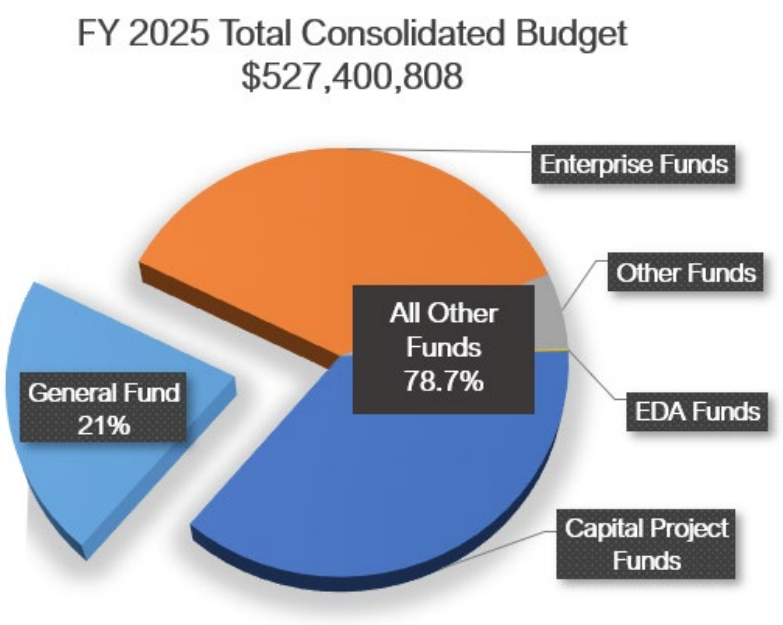

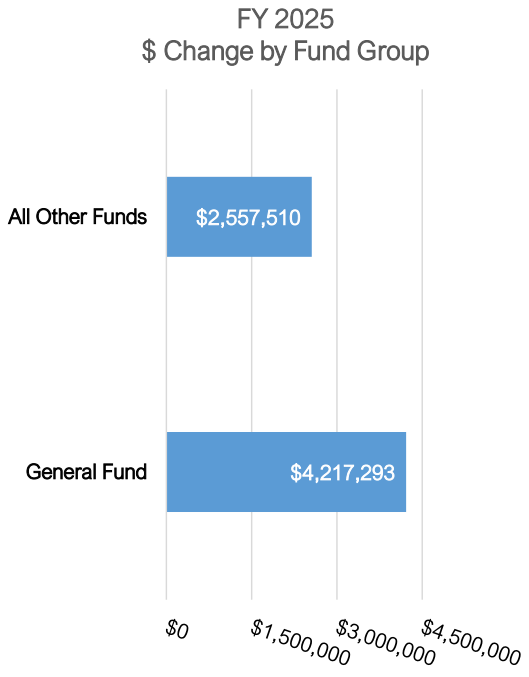

General Fund

The General Fund is the primary business for the City and is used to account for the majority of services provided to our residents including police, fire, 911 dispatch, street and traffic signal maintenance, transportation planning, parks and trails maintenance, parks programming and events, development services, the St. George Airport, golf, administration and support, and city leadership. The General Fund is funded through a mixture of sources including the city's portion of the sales tax, the city's portion of the property tax, franchise tax, overhead reimbursements from other funds, service charges, licenses & fees, and other revenues.

The FY 2025 City Manager Recommended Budget for the General Fund is $112,144,994 and is balanced. The FY 2025 budget is $4.2 million or 3.9% higher than the FY 2024 Budget. The below charts show an overview of the FY 2025 General Fund Budget and Funding Sources:

FY 2025 General Fund Revenues
$112,144,994

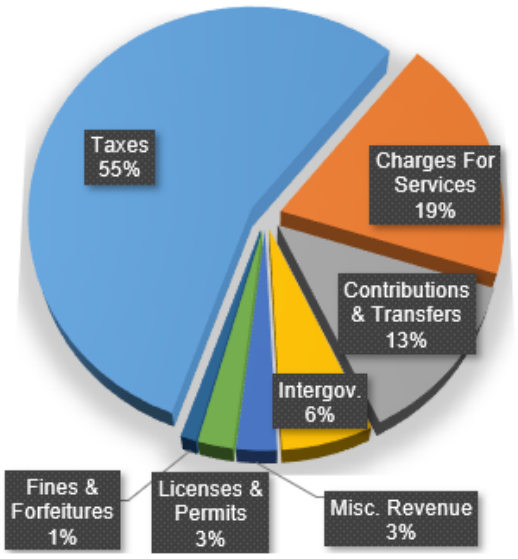

FY 2025 General Fund Expenses
$112,144,994

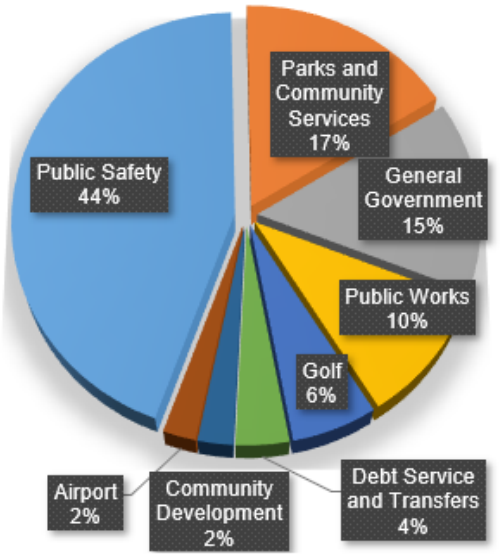

General Fund Revenues

General Fund Revenues for FY 2025 total $112,144,994, which represents an increase of $4.2 million or 3.9% from the FY 2024 Adopted Budget, The below chart provides an overview of estimated revenues for the General Fund by major category and the areas of change from the FY 2024 Adopted Budget.

Revenue Category	FY 2023 Actuals	FY 2024 Adopted Budget	FY 2024 Year-End Estimate	FY 2025 Budget	$ Diff to FY 2024 Budget	% Diff to FY 2024 Budget
Taxes	59,719,102	61,451,000	61,428,000	62,086,000	635,000	1.0%
Charges For Services	$18,953,183	19,383,586	20,160,128	21,156,064	1,772,478	9.1%
Contributions & Transfers	$15,386,194	13,481,393	18,608,226	14,598,676	1,117,283	8.3%
Intergovernmental	$8,166,292	7,293,722	6,468,260	7,131,191	-162,531	-2.2%
Miscellaneous Revenue	$4,764,326	2,308,000	7,755,213	3,162,563	854,563	37.0%
Licenses & Permits	$2,670,047	2,890,000	3,263,000	2,775,000	-115,000	-4.0%
Fines & Forfeitures	$1,245,105	1,120,000	1,228,241	1,235,500	115,500	10.3%
Grand Total	**$110,904,248**	**107,927,701**	**118,911,068**	**112,144,994**	**4,217,293**	**3.9%**

Revenues for the General Fund can be broken into several categories including: Taxes, Licenses and Permits, Intergovernmental, Charges for Services, Fines and Forfeitures, and Other Revenues. The below chart shows the mix of revenue used to support all of the services provided in the city's General Fund for FY 2025.

FY 2025 General Fund Revenues
$112,144,994

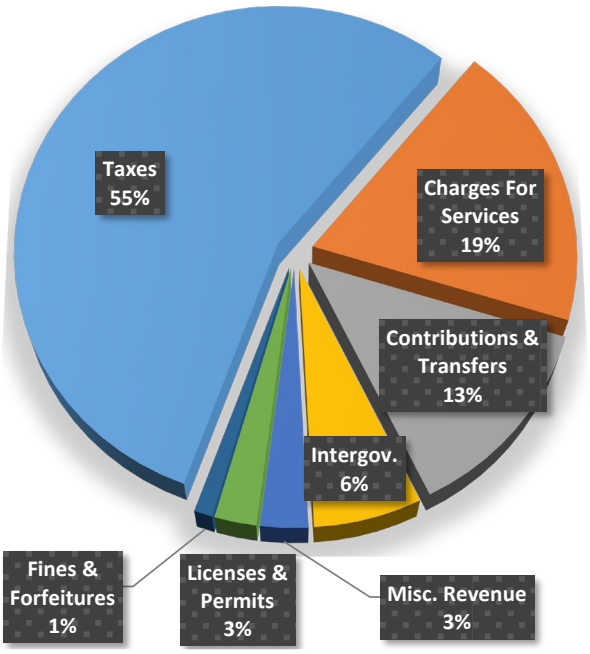

The Taxes category is the largest source of revenue in the General Fund. Revenue from this category is estimated at $62.08 million for FY 2025. This category represents 55.4% of the total General Fund revenue. The Tax category is further broken up amongst major taxes as shown below:

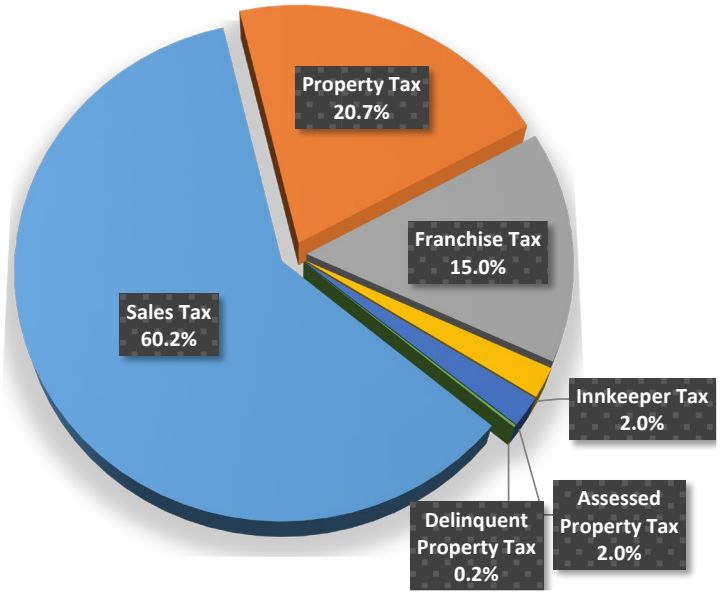

Sales tax is by far the largest source of revenues in the General Fund and comprises 60.2% of tax the category which equates to 33% of the overall revenue for the General Fund. The sales tax rate for St. George is 6.75%, of which, the City receives a 1% local option tax for its General Fund.

During FY 2024, sales tax has ranged from negative to low growth. As of the February sales tax distribution report, collections reflected up year-to-date only 1.04% from the prior year which falls well short of original estimate of 4.4% for FY 2024. While collections have been much stronger the last two months (March and April distributions were

up 10.7% and 12.4% respectively), additional months of distribution are needed to make a compelling case that the trend has changed.

Economic activity nationally has been resilient in the face of the higher interest rate environment, but locally we have not seen this translate into strong sales tax collections this fiscal year with the exception of the last two months. Looking forward to FY 2025 there are also a number of headwinds that urge caution, including potentially sticky inflation, the possibility of interest rates holding at elevated levels for longer than hoped further impacting sectors of the economy highly effected by interest rates such as the real estate market and auto sales, growing credit card debt and delinquency rates, and the potential for a recession based on the historical tell-tale sign of the inverted-yield curve.

Based on the current collection trend and economic indicators, staff forecasts collections for FY 2024 to reach $37.0 million by year-end which is down -$1.0 million or -2.6% from the Adopted Budget but up $700 thousand or 1.9% from the prior year actual collections. For FY 2025 collections are estimated at $37.3 million, which is up $370 thousand or 1.0% from the current year-end estimate.

Property tax is the second largest source in the taxes category. Based on the FY 2024 Tax Rate, the City receives only 11.5% of the property taxes paid by our residents. The majority of property taxes paid by residents (88.5%) goes to the other taxing entities including Washington County School District, Washington County, the Washington County Water Conservancy District and Mosquito District.

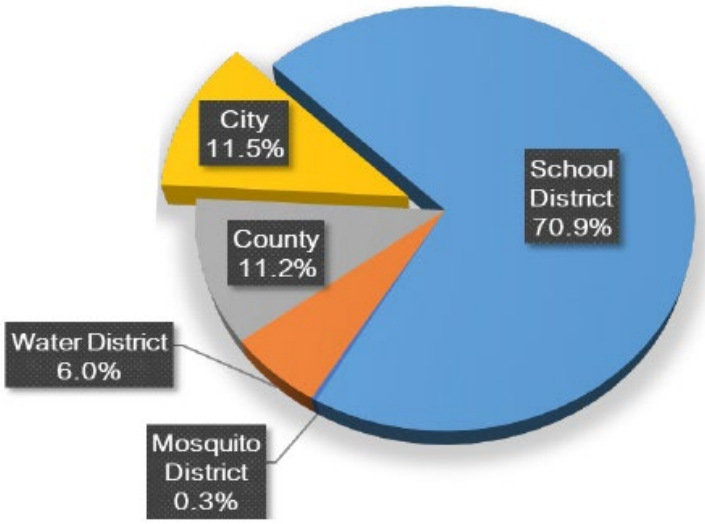

Property taxes are based on the taxable value of a citizen's home or business as determined by the Washington County Assessor multiplied by the applicable adopted entity tax rate.

The FY 2025 Budget does not include a tax increase for FY 2025. The city plans to adopt the Certified Tax Rate, which is the tax rate that will raise the same amount of property tax revenue as was budgeted for the city in the prior fiscal year from existing residents. The Certified Tax Rate will be calculated by the State Property Tax Commission and Washington County Clerk Auditor and provided to the city in early June. The only growth anticipated in the FY 2025 Budget in property tax revenue is from new construction that occurred during the preceding calendar year and was assigned a value by the County Tax Assessor.

For FY 2024 year-end collections are estimated at $11.8 million which is up $249,000 or 2.0% from the Adopted Budget. Based on anticipated growth from new construction, staff forecasts total collections for FY 2025 at $12.8 million which is an increase of $499,000 or 4.0% from the FY 2024 Adopted Budget and $250,000 or 2.0% from the year-end estimate.

Franchise taxes are generated from a 6% charge on gross receipts for all utilities, including natural gas, cable services, and electricity. A 4% fee is also charged on gross receipts from telecommunication services provided in the City. Based on growing demand for these services and rate increases adopted for some of these utilities in FY 2024, we are estimating FY 2024 year-end collections to total $9.3 million which is an increase of $620,000 or 7.1% from the Adopted Budget. For FY 2025 collections, staff is currently conservatively estimating these as flat at $9.3 million as utility rate increases for FY 2025 are currently uncertain.

Innkeeper Tax in December 1994, the City enacted the Innkeeper Tax (also known as Municipal Transient Room Tax or MTRT) which is a 1% fee assessed on the gross revenue derived from hotels, motels, and other accommodation services that are rented for less than 30 consecutive days. This revenue source up until FY 2023 was recorded in the city's Dixie Center fund and mostly dedicated towards funding city's share of cost for operating that facility, with the retirement of the debt and Washington County now solely operating the Dixie Center, this revenue source is now solely dedicated to the General Fund. Based on current economic trends we are estimating FY 2024 collections to reach $1.23 million by year-end, which is up $55,000 or 4.8% from the Adopted Budget. For FY 2025 total collections are conservatively estimated at $1.24 million, which is up 1.0% from the year-end estimate and up 7.0% from the original FY 2024 budget.

Licenses and Permits are comprised of business licenses, building permits, and dog licenses and make up 2.5% of all revenue within the General Fund. For FY 2024 year-end collections are currently estimated at $3.2 million which is an increase of $373,000 or 12.9% from the Adopted Budget. Looking forward to FY 2025 total collections are estimated at $2.7 million which is down $115,000 or -4.0% from the FY 2024 Adopted Budget. Below are the major highlights in this category:

Building Permits account for the majority of revenue in this category. This past year we have seen a number of large apartment/multi-family projects in building permits while single family activity remains active but well below 2021 and 2022 levels due to much higher mortgage rates caused by the significant increase in the Fed Rate during late 2022 through mid-2023. Based on year-to-date collections and the expected collection trend FY 2024 year-end collections are estimated at $2.5 million which is an increase of $500,000 or 25% from the Adopted Budget. For FY 2025 collections are estimated at $2 million which is flat with the FY 2024 Adopted Budget due to the continued uncertainty in the housing market caused by higher interest rates.

Business Licenses are the second major source of revenue in this category. In FY 2023 the business license renewal process was changed, with renewals shifting from a set time each year for all businesses to the anniversary date of each business. FY 2024 is the first year this change has been fully in effect. Based on collection trend we estimate collections to come in $40,000 or 5.7% from the current year. FY 2025 collections are estimated at $750,000 which is an increase of $10,000 or 1.4% from the year-end estimate and up $50,000 or 7.1% from the FY 2024 Adopted Budget. The increase in FY 2024 is primarily due to rental ordinance fees being consolidated into this account, which were overestimated in the FY 2024 budget in a separate account driving the overall decrease in the license and permit category.

Intergovernmental consists of federal grants, state grants, Class C road funds, and liquor funds. This category accounts for 6.4% of all revenue in the General Fund. For FY 2024 total revenue in this category is estimated at $7.1 million which is down -$825 thousand or -11.3% from the Adopted Budget. For FY 2025 total collections are estimated at $7.1 million which is up $662 thousand from the FY 2024 year-end estimate but down -$162 thousand or -2.2% from the FY 2024 Budget. Below are some of the major highlights from this category:

Class C road funds are generated based upon fuel consumption and distributed to counties, cities, and towns based upon a formula using local road lane miles and population formulas. Based on the current collection trend FY 2024 revenues are estimated at $5.0 million which is an increase of $150,000 or 3.1% from the Adopted Budget. FY 2025 is estimated at $5.1 million which is an increase of $100,000 or 2.0% from the FY 2024 year-end estimate and $250,000 or 5.2% up from the FY 2024 budget based upon anticipated growth in state collections and the city's formula due to increases in population and road lane miles.

State & Federal grants are anticipated in FY 2024 and FY 2025. These grants include regular annual allotment programs, such as the Justice Assistance and one-time project grants such as the COPs grant for hiring new police officers. For FY 2024 total grant receipts in the General Fund are anticipated to total $1.2 million which is down -$963 thousand from the FY 2024 Adopted Budget primarily due to the city not receiving a FEMA assistant grant that staff applied for to help fund radio replacements for the Fire Department and not using grant funding allocated towards an additional Los Angelos flight that did not come online during the fiscal year. For FY 2025 total grant receipts in the General fund are anticipated to total $1.8 million. For FY 2025 the typical recurring grants are anticipated with the only change of significant note is the anticipated receipt of the COPS grant that will be used to help fund a portion of the cost for two police officer positions requested in the FY 2025 budget.

Charges for Services are fees assessed to our customers to help pay for the cost of providing services. This includes golf fees, recreation fees, E-911 phone charges, Dispatch Fees (charged to other agencies within Washington County), airport fees, and school resource officer fees. This category accounts for 18.9% of all revenue in the General Fund and is estimated at $20.1 million for FY 2024 which is up $776 thousand or 4.0% from the Adopted Budget. For FY 2025 total collections are estimated at $21.1 million which is up $995 thousand or 4.9% from the FY 2024 year-end estimate and $1.7 million or 9.1% from the FY 2024 Adopted Budget. Below are some of the major highlights from this category:

The City's golf courses have continued to experience heavy activity during the current fiscal year due to fantastic weather, exceptional playing conditions and the policy changes implemented this year with the addition of prepaid booking and charging for no-shows. For FY 2024 staff anticipate collections to total $7.1 million which is up $439 thousand or 6.5% from budget. For FY 2025 staff is not proposing any significant rate changes and therefore estimates revenues to hold firm at $7.1 million.

Parks & Community Service programs, facilities and events have seen significant activity during the current fiscal year and coupled with the rate increases adopted in June of 2023, total revenues are estimated to total $4.9 for FY 2024 which is up $353 thousand or 7.7% from the FY 2024 Adopted Budget. For FY 2025, due to the growing cost of providing service, staff evaluated fees closely across all programs, facilities and events and will be proposing a number of fee increases. Based on the proposed fee increases and anticipated growth in participation, the FY 2025 Budget estimates total collections of $5.5 million which is $589 thousand or 11.9% more than the year-end estimate and up $942 thousand or 20.6% from the FY 2024 Adopted Budget.

The St. George Airport continues to be busy this fiscal year, with revenues forecasted to come in at $2.9 million which is $100 thousand or 3.6% more than budget. For FY 2025 staff anticipates to continue to see growth in enplanements in addition to a few fee increases taking total revenue to $3.0 million or $135 thousand more than the year-end estimate and $235 thousand or 8.4% more than the FY 2024 Adopted Budget.

Public safety has cost sharing agreements for the Dispatch Center and School Resource Officers in addition to a dedicated revenue source for Dispatch Services through the E-911 Telecomm fee. For FY 2024 total revenues across public safety fees are estimated at $4.3 million which is down -$210 thousand or -4.6% from budget in part due to some adjustments in billing this year for the SRO program and a lower collection trend in E-911 telecom fees. For FY 2025 total revenues are estimated at $4.5 million to help cover the growing cost of providing services.

Fines & Forfeitures consists mostly of court fines and traffic school fees. This category accounts for 1.1% of all revenue in the General Fund. As the court systems have continued to return to pre-covid levels we have seen an uptick in this category back to historical levels. For FY 2024 we are estimating collections to come in at $1.2 million which is an increase of $108 thousand or 9.7% from the FY 2024 Adopted Budget. For FY 2025 collections are estimated flat with the FY 2024 year-end estimate.

Contributions & Transfers accounts for the transfers from other funds for reimbursements to the General Fund for providing administrative and overhead support, direct operational transfers which are primarily for drainage system maintenance, transfers for one-time projects and a book entry that has an offsetting revenue for unbilled utilities provided to the General Fund by the city's utilities. This category accounts for 13.0% of all revenue in the General Fund. Below is an overview of this year's planned transfers.

	FY 2024 Adopted Budget	FY 2024 Year-End Estimate	$ Diff from Adopted	FY 2025 Budget	$ Diff from Adopted
Admin. & Overhead Support	6,330,000	6,330,000	-	6,637,000	307,000
Operational Reimbursements	2,032,782	2,106,522	73,740	2,668,204	635,422
One-time Equipment & Project	3,793,911	9,011,417	5,217,506	3,949,572	155,661
Unbilled Utilities	1,324,700	1,160,287	(164,413)	1,343,900	19,200
Total Transfers	**13,481,393**	**18,608,226**	**5,126,833**	**14,598,676**	**1,117,283**

For FY 2024, total transfers are estimated at $18.6 million which is an increase of $5.1 million from the Adopted Budget. The majority of the increase was due to the following transfer changes:

- $1.26 million from the ARPA grant proceeds for the purchase of public safety radios for both police and fire as approved at the February 2024 budget amendment.
- $2.3 million from the ARPA grant to fully exhaust the remaining ARPA grant funding to reimburse for public safety wages which will free up other revenues in the General Fund that can be transferred into the General Capital Project Fund for future projects.
- $677 thousand in roll-over CDBG funding for the Desert Vista Park and Sandtown Park Restroom projects as approved in the October budget amendment.
- $595 thousand in RAP Tax and General Capital Project funds for the completion of the Little Valley Artificial Turf project as approved at the October 2023 and February 2024 budget amendments.
- $462 thousand in Drainage Funds for the roll-over purchase of a Streets Vaccon vehicle Replacement not received during FY 2023 as approved in the October 2023 budget amendment.

For FY 2025, total transfers are estimated at $14.5 million which is an increase of 1.1 million or 8.3% from the FY 2024 Adopted Budget. The majority of the increase in FY 2025 is due to a drawdown of $800,000 from the Dispatch Restricted funds as a plan to reduce the overall balance in these funds to a more appropriate level. This drawdown will be used to offset the bills for all participating municipal entities for 911 dispatch services for FY 2025. The balance of increase is for equipment replacements for the maintenance

of the drainage system that will be reimbursed by the Drainage Utility Fund, $149,786 for (2) new Public Works positions that will be reimbursed from the Drainage Utility Fund and Transit Fund and reimbursement from the Enterprise funds for their fair share of cost increases in administrative and overhead support.

Miscellaneous Revenue includes several miscellaneous revenues that do not fit into any of the other revenue categories. This category accounts for 2.8% of all revenue in the General Fund and is estimated at $7.7 million for FY 2024 which is up $5.4 from the Adopted Budget. For FY 2025 total collections are estimated at $3.1 million which is up $856 thousand from the FY 2024 Adopted Budget.

For both fiscal year 2024 and 2025 the primary growth in this revenue category has been in interest income which is driven entirely by the performance of the city's investments held in the Utah Public Treasurer Investment Fund. Beginning in 2022 and running through mid-2023 the Federal Reserve raised the Fed Rate from nearly 0% to 5.5%. This change had a dramatic impact on the amount of interest being earned on the city's investments. For FY 2024 staff estimate total interest income to total $5.0 million which is up $3.5 million from the adopted budget. Due to the amount of uncertainty on the Federal Reserve's plans for interest rates during the next fiscal year coupled with the projection that cash balances in the General Capital Project Fund will likely be pulled down some due to a number of significant project expenditures next year, staff for FY 2025 is conservatively estimating interest income to total $2.1 million which is up $620 thousand from the FY 2024 Adopted Budget.

St.George
THE BRIGHTER SIDE

General Fund Expenditures

The General Fund is the primary business for the City and is used to account for the majority of services provided to our residents including police, fire, 911 dispatch, street and traffic signal maintenance, transportation planning, parks and trails maintenance, parks programming and events, development services, the St. George Airport, golf, administration and support, and city leadership.

General Fund Expenses for FY 2025 total $112,144,994, which represents an increase of $4.2 million or 3.9% from the FY 2024 Adopted Expense Budget. The below charts and tables show an overview of the General Fund by Expense Category and by Service Category

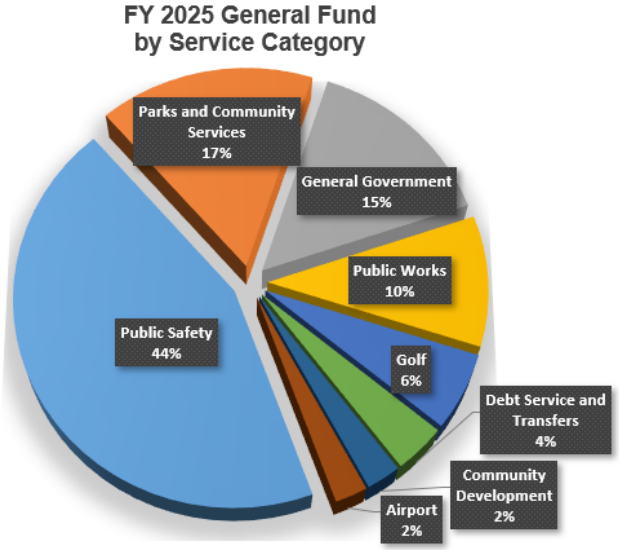

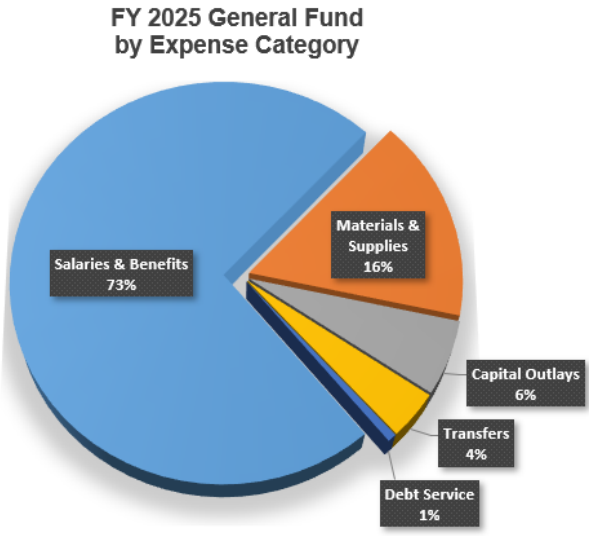

Category	FY 2023 Actuals	FY 2024 Adopted	FY 2024 Year-End Estimate	FY 2025 Budget	$ Diff to Adopted	% Diff to Adopted
Public Safety	36,360,457	47,660,598	46,587,333	49,479,469	1,818,871	3.8%
Parks and Community Services	15,664,985	17,480,168	21,493,921	18,478,561	998,393	5.7%
General Government	14,161,652	16,286,321	15,704,451	16,548,425	262,104	1.6%
Public Works	10,457,358	10,895,859	11,055,029	11,406,159	510,300	4.7%
Golf	7,605,828	6,656,003	6,708,332	6,695,677	39,674	0.6%
Debt Service and Transfers	11,621,937	3,736,788	12,495,389	4,180,973	444,185	11.9%
Community Development	2,232,516	2,631,289	2,444,537	2,759,471	128,182	4.9%
Airport	2,295,029	2,580,675	2,422,076	2,596,259	15,584	0.6%
Grand Total	**100,399,761**	**107,927,701**	**118,911,068**	**112,144,994**	**4,217,293**	**3.9%**
Salaries & Benefits	61,774,507	75,284,451	71,598,978	81,955,272	6,670,821	8.9%
Materials & Supplies	15,137,767	17,681,157	17,650,919	18,402,116	720,959	4.1%
Capital Outlays	10,504,949	9,988,843	15,929,320	6,723,436	(3,265,407)	-32.7%
Transfers	12,221,937	4,211,150	12,969,751	4,302,070	90,920	2.2%
Debt Service	760,600	762,100	762,100	762,100	-	0.0%
Grand Total	**100,399,761**	**107,927,701**	**118,911,068**	**112,144,994**	**4,217,293**	**3.9%**

Salaries & Benefits accounts for 73.1% of the FY 2025 General Fund Budget and includes the salary and benefit cost for 633.5 full-time employees (73% of the total city workforce – there are 867 total full-time employees across all funds) and 450 Part-time and Seasonal employees. The FY 2025 Budget for this category totals $81.9 million and is an increase of $6.6 million or 8.9% from the FY 2024 Adopted Budget. Below is a highlight of the major increases for the FY 2025 budget:

- (14) New Positions totaling $1.68 Million
  - (7) Police Officers
  - (2) Police Sergeants
  - (2) Public Works Equipment Operators
  - (1) IT Public Safety Technician
  - (1) Recreation Coordinator (Thunder Junction Programming)
  - (1) Airport Operations Specialist

- Compensation adjustments for competitive pay and merit for employees totaling $4.86 Million

Materials & Supplies accounts for 16.4% of the FY 2025 General Fund Budget and includes all operational costs needed to provide services to the community including specialized equipment such as tasers and radios for new officers, supplies for evidence collection, replacement uniforms for police and fire, vehicle fuel, fleet maintenance, landscape materials and chemicals, software subscriptions, contract labor, and property and liability insurance just to name a few. The FY 2025 Budget for this category totals $18.4 million and is an increase of $720 thousand or 4.1% from the Adopted Budget. The majority of the increase is due to inflation as well as new purchases planned in support of the new positions proposed in FY 2025 budget.

Capital Outlays accounts for 6.0% of the General Fund's expenditure budget and includes the cost to purchase new and replacement vehicles, heavy equipment and fire apparatus, in addition to more expensive equipment replacements such as personnel protective gear for public safety, facility projects, and significant hardware and software purchases. The FY 2025 Budget for capital outlay totals $6.7 million, which is a decrease of -$3.2 million or -32.7% from the Adopted Budget. The below charts show a break-out of General Fund Capital Outlay in the FY 2025 Budget by service category and funding source.

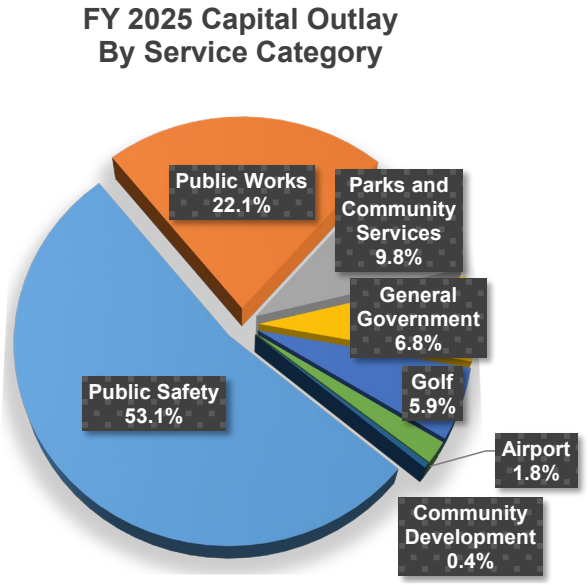

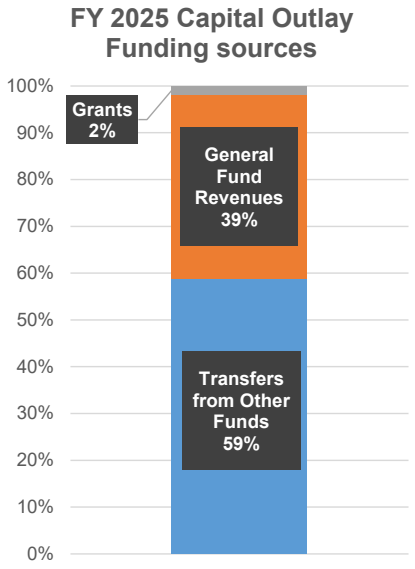

Major Capital Outlay expenses included in the General Fund for FY 2025 are shown below. A sizeable portion of this year's capital outlay requests are funded from transfers from other funds or grants as the FY 2025 General Fund revenues alone could not support all of these expenditures:

- $1,514,000 for the replacement of 22 vehicles for Police
- $698,400 for 9 new public safety vehicles for Police
- $519,000 for replacement VacCon truck for Public Works
- $435,512 for a replacement Fire Engine (year 2 of 3 annual payments)
- $418,900 for replacement Sweeper Truck for Public Works
- $347,760 for replacement Backhoe with Fecon Head for Public Works
- $270,000 for repairs to the city pool and slide
- $234,844 for Self-Contained Breathing Apparatus replacements for Fire
- $183,146 for Personnel Protective Equipment replacement for Fire
- $160,000 for Backhoe replacement for Parks & Community Services
- $140,000 for replacement of (5) Parks work trucks

Total FY 2025 Capital Outlay requests from the Departments originally totaled $9.9 million or closer to 10% of the overall budget which is in line with the historical funding level. Out of all of the capital requests made by city departments, $3.2 million had to be cut from the FY 2025 General Fund to balance the budget.

Transfers & Debt Service accounts for 4.5% of the FY 2025 General Fund Budget and reflects an overall increase of $90 thousand or 2.2% from the FY 2024 Adopted budget. The FY 2025 budget includes the annual debt payment for the 2014 Mall Drive Bridge project ($762,100) which will have annual debt payments through 2029, the annual transfer to the Public Works Capital Project Fund for the Pavement Management Program ($600,000), $2,000,000 for the annual transfer to the General Capital Project Fund to help pay for future major capital projects, $358,170 transfer to the General Capital Project Fund for the first year of debt service payments on the $10 million sales tax revenue bond issued for the City Hall project and $1,343,900 for a book entry that reflects the value of unbilled utilities provided to the General Fund which has an offsetting revenue that nets to zero.

St.George
THE BRIGHTER SIDE

All Other Funds

All Other Funds includes over 40 separate funds (business units) that are used to pay for the city's enterprise operations such as electric, water and sewer service, major infrastructure projects including new roads, utility lines, parks and city facilities, economic development activities and other miscellaneous services such as the Suntran Bus Service. These services are primarily paid for through fees charged to customers, grants, impact fees and other restricted revenues.These funds can be broken down into 4 major categories: Enterprise Funds, Capital Project Funds, Other Funds and EDA Funds.

All Other Fund Expenses for FY 2025 total $415,255,814, which represents an increase of $2.5 million or 0.6% from the FY 2024 Adopted Budget. The below charts show an overview of All Other Funds by funding sources and expenses by fund category.

FY 2025 All Other Funds - Funding Sources
$415,255,814

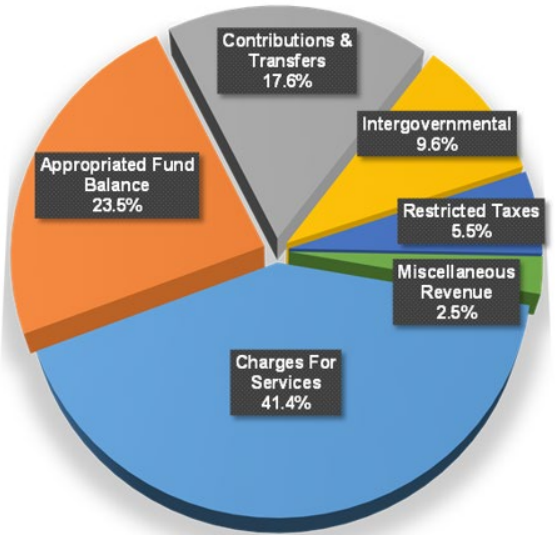

FY 2025 All Other Funds - Expenses
$415,255,814

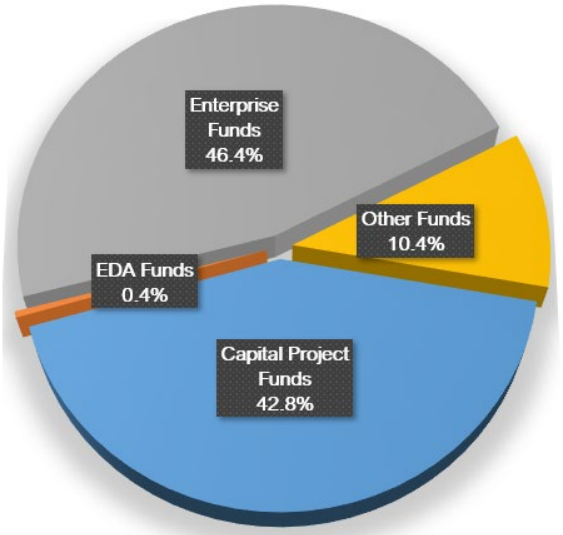

Enterprise Funds

Enterprise Funds are used to account for activities that operate similar to a private business (business-type activities) and charge a fee to the users that pay for the service provided. The services accounted for in these funds include St. George Power, water services, wastewater collection and treatment, refuse collection, and the storm water drainage system. The Enterprise Funds combined in the FY 2025 budget total $191,407,773 which is down slightly by -$33,500 from the FY 2024 Adopted Budget.

The below section provides a highlight of each fund included within this category.

FY 2025 Enterprise Funds
$191,407,773

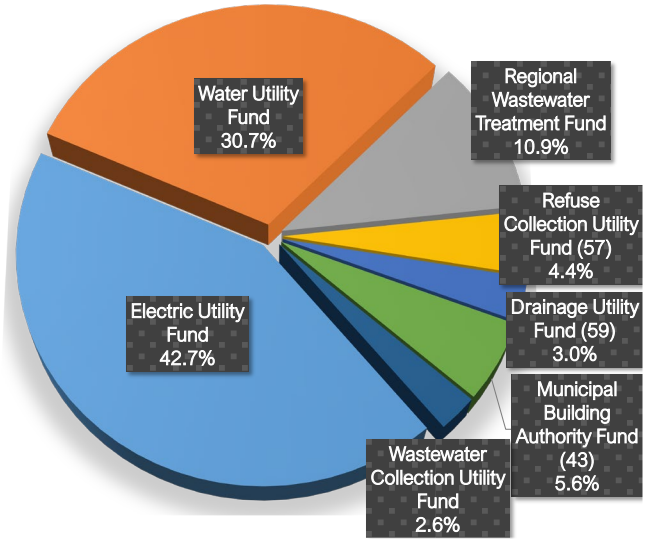

Water Services – Fund 51

The purpose of the Water Department is to assure an adequate supply of potable water for the citizens of St. George and is responsible for the maintenance of culinary water distribution lines, storage tanks, and secondary water (irrigation) systems.



A rate adjustment is proposed for FY 2025 for a passthrough of a wholesale water rate increase of 13 cents per thousand gallons ($0.13/1,000 gallons) from the Washington County Water Conservancy District. The proposed FY2025 budget for the Water Dept. is $57,188,770.

The following significant projects are included in the proposed FY 2025 Budget:

- $9,000,000 for a new reservoir in the Graveyard Wash for the secondary irrigation system;
- $8,352,000 for several new and replacement water storage tanks including the Country Club storage tank, Divario storage tank, and old industrial area water tank;

Wastewater Collection (WWC) – Fund 52

The Wastewater Collection fund is responsible for collecting sewage from homes and businesses in the community and transporting it to the Regional Wastewater Treatment Plant. Customers pay one sewer rate to the City which includes both a local and a regional component. The current residential sewer rate is $21.65 per month which is comprised of $7.50 for the local rate; and $14.15 for the regional rate. Commercial customers pay a commensurate rate calculated based upon their water usage. The total FY 2025 budget for WWC is $5,486,781.

Major projects for FY 2025 include:

- $500,000 for upsizing main lines;
- $450,000 to relocate the sewer mains to the public streets, connecting lateral lines from the homes to the new main lines;
- $350,000 Sewer combination cleaner truck replacement;
- $300,000 for main line rehabilitation.

Energy Services – Fund 53

The Energy Services fund is the largest Enterprise Fund in the City. This fund is responsible for providing electric services to City residents and businesses located north of the Virgin River. Residents who live south of the river are served by Dixie Power. In FY 2025 there are proposed increases for the energy consumption charge across many consumption tiers. The FY 2025 budget is $80,574,008 and the largest item in this budget is $41,702,959 to purchase wholesale power and gas.



Major projects for FY 2025 will provide redundancy and system reliability, and are necessary to support increased demand due to growth:

- $1,200,000 for the Slick rock Substation

Solid Waste – Fund 57

Solid waste collection and curbside recycling for residential customers in the City is handled by the Washington County Solid Waste District. The City bills and collects the monthly charge and remits funds to the Solid Waste District. The City bills approximately 38,885 residential customers for solid waste, of which approximately 26,451 also participate in the BluCan curbside recycling program. The total budget for FY 2025 is $9,037,500 which includes a transfer to the General Fund of $450,000 to offset the costs of collection and billing.

Drainage Utility – Fund 59



The purpose of this fund and fees is to account for maintenance and improvements related to the City's storm drain system. The residential rate is $7; and commercial customer rates are based on the amount of impervious surface area. The Drainage Utility fee is used for planning, designing, constructing and maintaining the city's storm water system. This fund's expenses are primarily in the form of transfers to other city funds to help pay for stormwater infrastructure repair and maintenance projects and to provide funding for equipment and operations to comply with the federal Clean Water Act and our National Pollutant Discharge Elimination System (NPDES) program for stormwater control. The total FY 2025 budget of this fund is $7,715,935.

Wastewater Treatment Plant (WWTP) – Fund 62

The WWTP is a regional facility owned by the City and responsible for treating wastewater from our city as well as from Ivins, Santa Clara, and Washington City. The WWTP treats approximately 12 million gallons of wastewater per day (MGD). The regional portion of the residential sewer rate is $14.15 in the FY 2025 budget. The total FY 2025 budget for the WWTP is $23,849,779.

Major projects in the FY 2025 budget include:

- $3,500,000 to upsize the Riverside Dr. line from 18-inch to 36-inch;
- $2,772,000 for rehabilitation of clarifiers at the Wastewater Treatment Plant
- $2,100,000 to replace the Ft. Pierce Sewer Line
- $1,684,200 to upsize from the area of 1132 S 2580 E (Seegmiller March) from 21/24-inch to 42-inch.

Municipal Building Authority Fund – Fund 43

The St. George Municipal Building Authority (MBA) was created in 1993 and is an enterprise fund used to account for lease purchase bonds issued for construction of various projects throughout the City, that will be owned by this fund and leased to back to other funds. The other funds make lease payments equal to the debt service on the related bonds.

The FY 2025 Budget includes $7,555,000 for the completion of the City Hall parking structure.

Capital Project Funds

Capital Projects Funds (CPF) are used to account for the resources used to acquire, construct, and improve major capital facilities, other than those financed by Enterprise Funds. The projects in these funds typically are multi-year projects which carryover from year-to-year until the individual project is completed. The principal source of funding is impact fees paid by developers to construct infrastructure related to growth, grants, and bond proceeds. The Capital Projects Funds combined for the FY2025 budget total $192,521,250 which is up $16 million from the FY 2024 Adopted Budget.

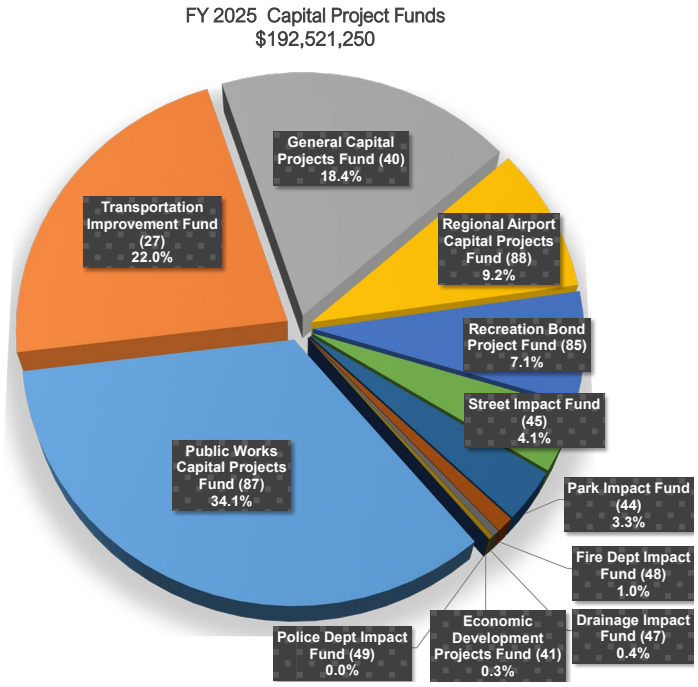

The increase in the FY 2025 budget is primarily due to the year 1 addition of Parks General Obligation funded projects totaling $13.6 million and an increase of $19.1 million in street and drainage projects. These increases are partially offset by a drop of -$14.4 million in the General Capital Project fund and -$3.6 million in the Fire Impact Fee fund as both the City Hall project, Fire Station #10, Fire Station HQ projects were all well underway in FY 2024 and FY 2025 reflects the remaining balance in expected cost for these projects.

The below section provides highlights from the more significant funds within this category.

Transportation Improvement – Fund 27

This fund was created when voters authorized a 0.25% local highway option sales tax for transportation purposes in 1998. In 2007, the State increased the rate to 0.30% but removed non-prepared food from the base of products on which the tax is collected; however, the tax continues to be referenced as the "quarter-cent road tax". This fund also accounts for 0.10% of the 1/4¢ transportation and transit tax invoked in FY 2020. Expenses are primarily in the form of transfers to the Public Works Capital Projects fund to pay for transportation improvement projects. FY 2025's expense budget totals $42,280,000.

General Capital Projects – Fund 40

This fund is used to account for major multi-year citywide General Fund capital projects. At the end of each fiscal year, surplus funds in the General Fund, if available, are transferred to this account to be used for future one-time capital projects.

FY2025 expenditures total is $35,487,104 and includes funding to continue projects begun in FY 2024 including the new City Hall project, the relocation of the fire station headquarters, and the Tonaquint cemetery expansion project.

Major projects and/or transfers included from this fund for FY 2025 are:

- $21,704,653 for construction of City Hall (FY 2025 portion).
- $6,714,824 (FY 2025 portion)
- $2,870,000 (FY 2025 portion)

- $2,228,400 in transfers to the General Fund to pay for 30 of the 32 requested public safety vehicle purchases.

Park Impact Capital Projects – Fund 44
This fund is responsible for new park and trail projects associated with demands created by new growth in the city. Impact fees are charged on new residential building permits and projects on the capital project list are funded as resources become available. The budget is $6,401,031 for FY 2025. Major projects include:

- $1,087,869 for the Virgin River South Trail – Springs Parks to Mall Drive
- $250,000 for the Virgin River South Trail – Bloomington to I-15

Street Impact Capital Projects – Fund 45
The Street Impact Fund is for accounting for street impact fees paid to pay for the cost of new roadway projects caused by new development within the community. The impact fee is assessed on commercial and residential developments and collected at the time a building permit is issued. For FY 2025 the total budget is proposed at $7,960,000. The majority of expenses planned in this budget are to support street projects related to new development paid for in the Public Works Capital Fund (87).

Recreation Bond Project Fund – Fund 85
In November 2023 voters approved the Trails, Parks and Recreation General Obligation bond in the amount of $29 million to fund 33 different trail, park and recreation facility improvement projects. This fund was established to track the expenditure of these proceeds towards these projects. For FY 2025 the total budget is proposed at $13,658,162 and includes the below major projects:

- $2,500,000 for the Las Colinas Park project
- $1,800,000 for Springs Park Phase 2
- Playground replacements and improvements at seven different parks including Redwood Tree Park, Sandtown Park, and Sycamore Park.

Public Works Capital Project – Fund 87
Money is transferred here from multiple other funds to pay for multi-year projects for new and replacement street and drainage system improvements. These funds include the Transportation Improvement Fund (27), Street Impact Fund (45), Drainage Impact Fund (47), Drainage Utility Fund (59), General Fund (10), and Transit Tax Fund (65). The budget for FY 2025 for this fund is $65,735,300 and primarily consists of transportation and drainage projects needed due to demands placed on our growing community.

Major projects included for FY 2025:

- $20,000,000 for the construction of 1450 S extension to Crosby way (George Washington Blvd).
- $6,300,000 for the SR-7 trail project UDOT funded project.
- $5,750,000 for the East Access Road to Tech Ridge
- $5,400,000 for the continuation of the 3000 E Widening project from 1580 S to Seegmiller Dr
- $5,200,000 for the completion of Red Hills Sediment & Virgin River Streambank project funded through a grant from the National Resource Conservation Service (NRCS).

Regional Airport Capital Project Fund – Fund 88
This fund primarily accounted for revenues and expenditures for the construction of the city's airport, which officially opened January 12, 2011. This fund also accounts for significant airport improvement projects anticipated to extend over multiple fiscal years, and which are primarily funded by FAA Airport Improvement Program (AIP) grants and using the City's Passenger Facility Charge (PFC) funds as the

City's matching source to the federal grant. The budget for FY 2025 is $17,703,932 and includes the Fog Seal Runway project, Reconstruct Taxiway-A project and the new Air Traffic Control Tower.

Other Funds

The Other Funds category includes Special Revenue Funds, Debt Service Funds, Fiduciary Funds and other various activities that do not fit into one of the other major categories. These types of funds account for revenues and resources that are legally restricted at the federal, state, or local level for specific business purposes for which these resources can be used. Funding sources for these funds vary from federal grants (Public Transit System - SunTran) to a small portion of the sales tax (RAP Tax, Transit Tax), with the funding source being based entirely upon the specific business purpose for each fund. The Other Funds combined in the FY 2025 budget total $30,594,682 which is an overall decrease of -$12.4 million from the FY 2024 Adopted Budget.

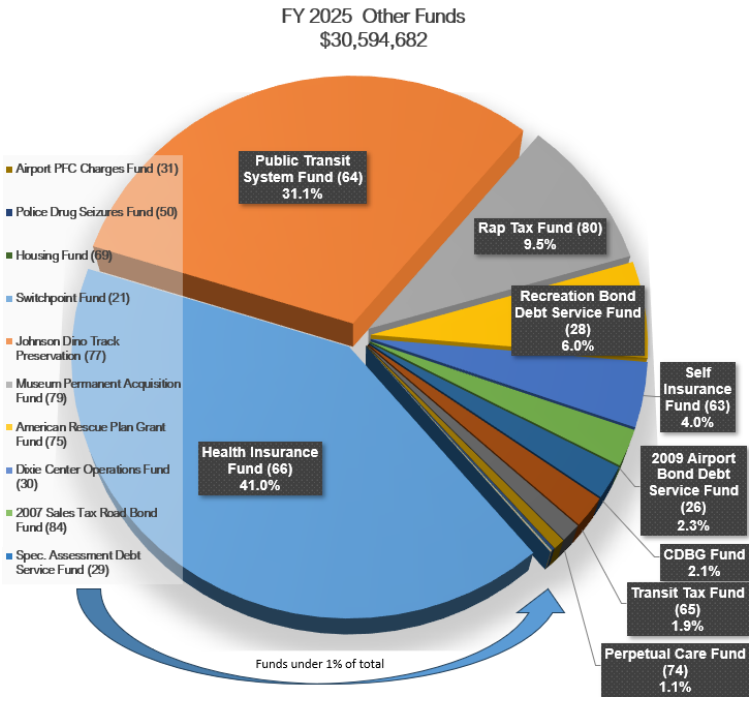

The major items of decrease for FY 2025 include a -$5.6 million reduction in the Suntran Public Transit Fund as the order of new buses for the Zion route was completed in FY 2024, elimination of expenses for the Dixie Center (-$2.4 million) as this facility will now be fully operated by the County, and a reduction of $1.4 million in the Airport PFC fund and $1.3 million in the ARPA fund due to a lower level of participation from these funds on projects in FY 2025.

The below section provides highlights of some of the more significant funds in this category.

2009 Airport Revenue Bond Debt Service – Fund 26

This fund accounts for the debt service for the Replacement Airport bond issuance. Revenue is $700,000 from Washington County per interlocal agreement. The total budget is $701,400 for FY 2025.

Recreation Bond Debt Service – Fund 28

This fund is for the annual debt payment associated with the newly authorized $29 million G.O. bond for Trails, Parks and Recreation approved by voters November 2023. The FY 2025 debt payment is $1,836,033 which will be paid by a dedicated portion of the property tax as approved by the voters.

Community Development Block Grant – Fund 32

This fund accounts for federal Community Development Block Grant (CDBG) funds that come to the City because of our entitlement status. Available grant funds for FY2025 are estimated at $635,012 due to the fiscal year entitlement of $553,015 combined with $80,997 from carryover of unused funds from the prior year. The funds can only be used for projects that benefit low-to-moderate income individuals and the FY

2025 expenditure budget is $635,012 with the capital portion of the allocation over the next two years being dedicated towards the replacement of a fire apparatus in the General Fund.

Self-Insurance – Fund 63

This fund handles insurance premiums for the City's liability, property, and cyber insurance coverages. It also serves as a fund for those claims not covered by our insurance policies. Assessments are made to the various departments based on a formula of coverages. Estimated expenditures for FY 2025 are $1,237,729 due to the higher number of claims and increased costs of insurance.

Health Insurance – Fund 66

The Health Insurance Fund accounts for the city's self-funded medical and other ancillary medical plans for city employees which are funded through bi-weekly payroll deductions from employees and contributions from the city based on the health insurance rates adopted each year. FY 2025 will be the second year for this fund as the city in FY 2024 transitioned from a fully insured plan to a self-funded plan. For FY 2025 the budget is $12,548,850.

Public Transit System – Fund 64

This fund accounts for the City's public transit system. SunTran buses provide 40-minute route service on 7 routes and 164 bus stops throughout St. George, Ivins, and Washington City from Monday through Saturday. The City is a designated Metropolitan Statistical Area and therefore revenues are mostly derived from Federal Transit Authority (FTA) grants which generally pay 50% of operating expenses and 80% of capital outlays. FY 2025's total budget is $9,499,709 and reflects funding for the start of the new Zion Route including $5 million for a new Transit Center and $1 million for staffing.

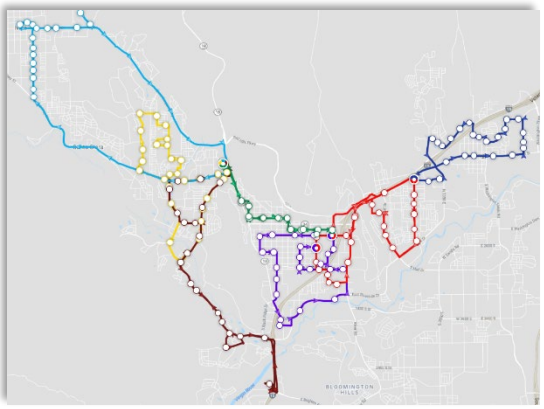

Recreation, Arts, and Parks (RAP) Tax – Fund 80

The RAP Tax is a 1/10 of 1% sales tax on non-food items approved by voters in November 2014 and continues for a 10-year term, unless reapproved by voters in November 2024. RAP Tax revenues can be used to construct and operate city-owned and operated athletic fields, parks, trails, playgrounds, and arts facilities and to support both City programs and non-City cultural organizations to advance and preserve art, music, theater, dance, etc. The FY 2025 budget totals $2,891,435. For FY 2025 the majority of funds in this budget will be leveraged towards the 2023 Trails, Parks and Recreation General Obligation bond projects.

St.George
THE BRIGHTER SIDE

Economic Development Agency Funds

The Economic Development Agency Funds are funds that operate under the St. George Neighborhood Redevelopment Agency (RDA) and account for revenue and expenses associated with promoting new capital investment and job creation activities within specific development districts created within the City. The RDA includes 4 active districts and 2 recently retired districts. The combined FY 2025 City Manager Recommended Budget is $732,109 which is down $982,401 from the FY 2024 Adopted Budget.

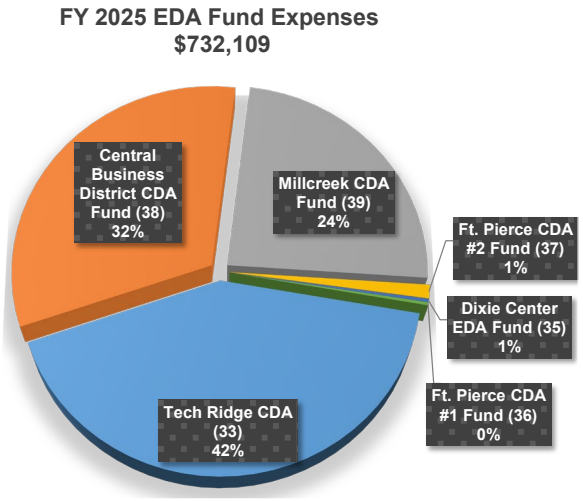

The decrease in FY 2025 is associated with the expiration of the Dixie Center EDA Fund (-$278,210) and Ft. Pierce CDA #1 ($1,014,000). These decreases are partially offset with the implementation of the Tech Ridge CDA (+307,073).

The below section provides highlights of each fund in this category.

Dixie Center Economic Development Area (EDA)
In October 1997, the City Council authorized participation in the I-15 (Dixie Center) Economic Development project which allows the St. George Redevelopment Agency to collect tax increment from the Dixie Center project area. Tax Increment revenues are authorized to be used in funding land acquisition, roadways, and other utility infrastructure improvements which foster economic development. The district was invoked January 1, 2006 and had a twelve-year term. In Fiscal Year 2015-2016, the district was extended an additional 6 years and then in October 2021 the district was extended an additional two years taking the district to December 2024. However, this fund is anticipated to reach the collection cap during FY 2024 and therefore will expire. The FY 2025 budget for this fund is $2,000 which reflects the cost for the year-end audit of the fund.

Ft. Pierce Community Development Area #1 (CDA #1)
This district was created in FY 2009 and accounts for revenues received from improvements made by new companies located in the Ft. Pierce Business Park in CDA #1. This fund expired in FY 2023. The FY 2025 budget for this fund is $2,000 which reflects the cost for the year-end audit of the fund.

Ft. Pierce Community Development Area #2 (CDA #2)
This district was created in FY 2015 and accounts for revenues received from improvements made by new companies locating in the Ft. Pierce Business Park in CDA #2. The district was invoked January 2015 with a 15-year term expiring December 2029. In October 2021 this district was extended an additional 2 years taking the district to December 31, 2031. The FY 2025 budget for this fund is $8,500.

Central Business Community Development Area
This district was created in FY 2017 and includes property in the historic downtown area. This fund accounts for property tax revenues received from increased property values due to reinvestment in the downtown area. The City View multi-use residential (110-unit, 4-story apartment complex) and commercial project Advenire hotel; and the Joule Plaza mixed-use residential-commercial (197-unit, 4-story apartment complex) are two examples of projects completed in recent years which generate incremental tax revenues for this CDA. This district is a 15-year district and was invoked in January 2021 with tax increment revenues to begin in FY 2022. In October 2021, the RDA Board extended this district an additional 2 years

to December 31, 2038. The FY 2025 budget for this fund is $235,745 with the major item of note being the annual incentive agreement associated with the development.

Millcreek Community Development Area
The Millcreek CDA was created during Fiscal Year 2017 to promote economic development activity in the Millcreek Industrial Park area. Taxes received from new developments and new growth will be used to assist commercial development in completing projects within this District and to also fund infrastructure improvements to attract businesses to the Millcreek Industrial Park. The expense budget for FY 2025 is $176,791 with the major item of note being the annual incentive agreement associated with the development.

Tech Ridge Community Development Area
The Tech Ridge CDA was amended and invoked during FY 2024 to assist in funding infrastructure in order to promote economic development activity and job creation on Tech Ridge. Taxes received from new developments and new growth will be used to assist in the construction of public infrastructure necessary to serve the development. The FY 2025 budget for this fund is $307,073 with the major item of note being reimbursements for public infrastructure improvements.

Conclusion

Staff are excited to present the FY 2025 City Manager Recommended Budget to the City Council and community. Our focus for FY 2025 is the implementation of the vision, goals and priorities as identified by the City Council. City staff at all levels have diligently worked to develop a budget that maintains our quality of services and follows the course of direction set by the Council. I deeply appreciate all of the work of our city departments and in particular our budget team comprised of our Budget Director, Robert Myers, and our Assistant Budget Director, Chad Moultrie. The development of this year's budget required countless hours of review, analysis, and discussion to create this critical policy document.

Respectfully submitted,



John Willis
City Manager

COMMUNITY PROFILE

St. George is located in the extreme southwest corner of the state of Utah, on the Utah-Arizona border, approximately 300 miles southwest of Salt Lake City, Utah, and 120 miles northeast of Las Vegas, Nevada. St. George covers approximately 78.5 square miles and is intersected by Interstate-15, running north and south, with five on/off-ramps.

St. George was settled in 1861 by members of the LDS Church whose Mormon pioneers grew cotton in the warm climate and gave the area the nickname "Utah's Dixie." St. George incorporated in 1862 and is the county seat of Washington County and is the economic, social, and governmental hub of southwestern Utah.



St. George is a picturesque valley surrounded by impressive sandstone cliffs and is just a short drive away from the amazing Zion National Park which attracts over 4 million visitors annually. The regional backdrop has clear blue skies, clean air, and a friendly business environment.

At an elevation of 2,760 feet, St. George has a desert climate with mild, low humidity winters with over 300 sunny days per year which promotes year-round recreation and leisure activities for which St. George hosts hundreds of sporting events each year.



St. George continues in its role as host city of the Ironman 70.3 North American Pro Championship in 2024 and 2025. Over 2,200 athletes, including a large pro field, converge on southern Utah every May to compete in what has become internationally recognized as the Land of Endurance. All 50 states and nearly 40 countries are represented annually with a local economic impact of approximately $10.7 million per event. St. George is also home of the St. George Marathon (7,000 runners), the Huntsman World Senior Games (12,000 athletes from all 50 states and 20+ countries), and numerous local, regional, and state softball, baseball, and pickleball tournaments. St. George is also the site of the St. George Marathon (7,000 runners), the Huntsman World Senior Games (11,000 athletes from all 50 states and 20+ countries), and numerous local, regional, and state softball, baseball, and pickleball tournaments.



The 2020 Census showed that Utah led the nation for population growth at 18.4% since the 2010 census, outpacing the national figure of 7.4%. Between July 2020 and July 2021, St. George was the #1 Fastest Growing Metropolitan Area in the nation at 5.1%. As the 5th most populated city in Utah, St. George has also grown significantly and has a current estimated population of over 102,523 (County-wide is about 197,680). St. George also ranked #3 for small cities in Milken Institute's Best Performing Cities in 2023.

The City provides a full spectrum of services to its residential citizens and commercial activities including police, fire, 911 dispatch center, streets, parks and trail system, recreation facilities and sports programs,

power generation and power transmission, culinary and irrigation water, sewer collection, regional sewer treatment, public bus transit, municipal regional airport, golf courses, community arts facilities, cemeteries, community development services (subdivision approval, building permits and inspections), and commercial industrial parks. A snapshot of these services is shown in the "Service Statistics" section of this budget document.

St. George has around 37,515 households, (up from 35,656 the prior year) which have an average of 2.7 persons per household and of which 72% are married couples. In 2023, St. George was listed as #10 in the Best Cities for Families by Livability.com due to its low utility rates, low cost of living indexes, high percentage of kids, low crime, and a cost of living that's below the national average help make St. George one of the Best places for Families.

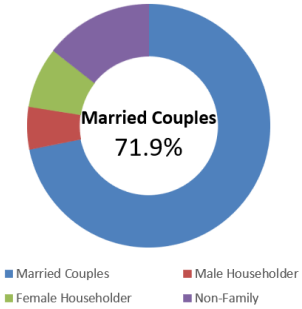

St. George is also a highly regarded retirement community and in 2023, 55places.com, a resource for individuals seeking active retirement communities, listed St. George as #3 for The Best Communities for 55+ Athletes. About 55% of the City's population is under the age of 40; and 43% are under the age of 30. St. George has a higher median age at 36.8 compared to the State of Utah at 32.1.

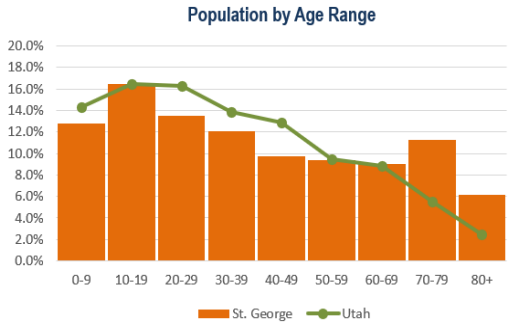

Approximately 74.7% of the population 25 years and over have attained some level of higher education, compared to 71% for the state of Utah. The percentage with a Bachelor's degree or higher is 39%, compared to 31.6% the prior year. The two largest higher education facilities located within St. George, Utah Tech University (UTU) and Dixie Applied Technical College (DXATC), are dependent on city services.

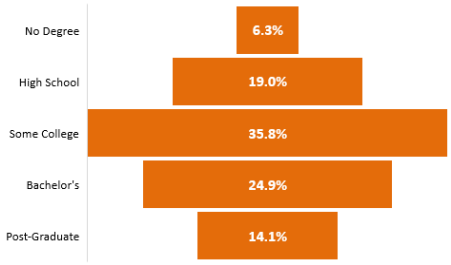

Utah Tech University (UTU), was founded in 1911 and as of fall 2022, it had 12,567 students enrolled in its 2023-2024 school year (up from 12,556 the prior year) with approximately 56% full-time students, and 82% enrolled are Utah residents. The student-to-faculty ratio is 23:1. UTU offers Associates Degrees (23); Bachelor's Degrees (56); and Master's Degrees (7) programs. In January 2019 UTU received the status of a Division 1 "D1" university. UTU was formerly Dixie State University (DSU), and effective July 2022, changed to UTU to emphasize the school's greater focus as a Polytechnic university.

Dixie Applied Technology College (DXATC) is a 2-year college and was created in 2001 and is one of eight technical colleges in Utah. Their mission is *"Forward Thinking, Future Focused, Career Ready"* and DXATC offers Certificate Programs for almost 30 skills such as Auto Technician, Residential and Commercial Electrical, Culinary Arts, Emergency Medical Technician, Pharmacy Technician, and many others.





The Washington County School District provides public education for Kindergarten to 12th Grade. County-wide enrollment is approximately 36,740 of which 4,959 are online, and outside of its boundaries. St. George makes up around 75% of the student population. Within the St. George area, we have 6 high schools, and approximately 22 elementary and secondary schools.



St. George Regional Hospital (SGRH) is the primary healthcare facility in St. George. SGRH is owned by Intermountain Healthcare and is the major medical referral center for southern Utah; northwestern Arizona, and southeastern Nevada. It is fully accredited by The Joint Commission and serves as a Level II Trauma Center, caring for almost all trauma patients (with the exception of major pediatric trauma). SGRH has over 350 physicians; over 2,600 employees; and 284 patient beds and includes a Health and Performance Center. In 2018 SGRH completed a $300 million, 500,000-square-foot expansion project to relocate and expand both their Women's & Children's Health Center and their Cancer Center. Out of 58 hospitals evaluated in Utah, U.S. News & World Report ranked SGRH as #2 for regional hospitals and as High Performing in 15 procedures and conditions. Healthgrades awarded SGRH for the Patient Safety Excellence Award in 2023 and 2022 and Outstanding Patient Experience Award in 2023, 2022, and 2021. Their Intermountain Precision Genomics won the Governor's Award for Innovation in 2019.



St. George - Major Employers		
Employer	Industry	Employees
Intermountain Health Care(1)	Health Care	3,000-3,999
Washington County School District(1)	Public Education	3,000-3,999
City of St. George	Local Government	1,000-1,999
Utah Tech University	Higher Education	1,000-1,999
Wal-Mart	Warehouse & Supercenters	500-999
SkyWest Airlines	Air Transportation	500-999
The Home Depot	Home Improvement Center	500-999
(1) Countywide		
Source: City St. George 2023 Audited Financial Statements		

Approximately 7,500 businesses are located within St. George. In 2019, WalletHub published an article on April 18, 2023, ranking St. George as #2 of the 2022's Best Small Cities for Starting a Business.

Well-known businesses which the City provides services to include SkyWest Airlines (headquarters), IHC Hospital (St. George Regional Hospital), Family Dollar Distribution Center, and many other industrial, retail, hospitality (hotels/motels), and professional services.

St. George is the largest city and regional hub of Washington County and comprises approximately 75% of the total employment in the County. The Utah Department of Workforce Services reported that "*following the COVID downturn, Washington County was back to job parity with pre-pandemic job levels in just 4 months and had two-year gains of 8.8%, compared to 3.4% for Utah"*. Between September 2021 and September 2022, Washington County saw a 4.2% Year-to-Year Change in Nonfarm Jobs, representing an increase of 3,294 jobs.

For December 2023, the unemployment rate for Washington County is only 2.8%, up slightly from March 2022 at 2.7%. December 2023's unemployment rate of 2.8% which ended the several months of sub-2.6% unemployment for Washington County, still reflecting a persistently tight labor market.

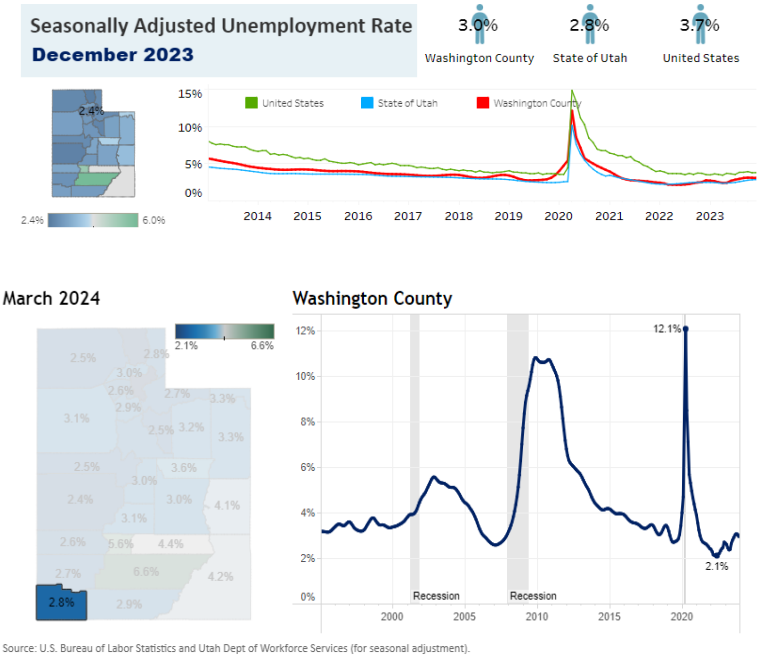

Source: Department of Workforce

Washington County Labor Statistics				
Year	Labor Force	Employment	Unemployment	Unemployment Rate
2011	56,035	51,056	4,979	8.90%
2012	57,282	53,326	3,956	6.90%
2013	59,503	56,217	3,286	5.50%
2014	61,644	58,956	2,708	4.40%
2015	63,905	61,371	2,535	4.00%
2016	67,474	64,981	2,493	3.70%
2017	70,817	68,367	2,450	3.50%
2018	73,929	71,412	2,517	3.40%
2019	76,056	73,806	2,250	3.00%
2020	79,208	75,007	4,201	5.30%
2021	83,600	81,174	2,426	2.90%
2022	87,249	85,075	2,174	2.50%
2023	91,377	88,839	2,538	2.80%

Source: Department of Workforce Services, Washington County Labor Force Data - Historical Data, Not Seasonally Adjusted (Annual Average)

Income statistics are typically presented based upon the most recently completed federal income tax return period; however data is not yet available for 2021 and therefore information for 2020 is provided. For 2020, St. George reported a total of $2,571,065,009 in Federal Adjusted Gross Income (AGI) in 2020, ranking 6th of 206 cities (with 250 or more returns) in the state of Utah in this category. The 2020 average AGI per return was $64,341, ranking 96th in the State, and the average Federal taxes paid per household was $6,627, ranking 77th. Average exemptions per household were 2. St. George City's 2020 Household Median Adjusted Gross Income (MAGI) was $45,400; Washington County was $48,200; and the State of Utah was $58,900.

Household Median Adjusted Gross Income (MAGI)			
Year	St. George	Washington County	Utah
2012	$36,011	$38,157	$45,454
2013	$37,437	$39,572	$46,811
2014	$38,440	$40,893	$48,672
2015	$40,073	$42,786	$50,123
2016	$42,091	$44,600	$51,184
2017	$44,414	$46,328	$52,914
2018	$46,382	$48,730	$55,454
2019	$44,328	$46,817	$53,917
2020	$45,400	$48,200	$58,900
2021	$51,000	$54,000	$60,000
2022	No data avail.	No data avail.	No data avail.

Source: Utah State Tax Commission

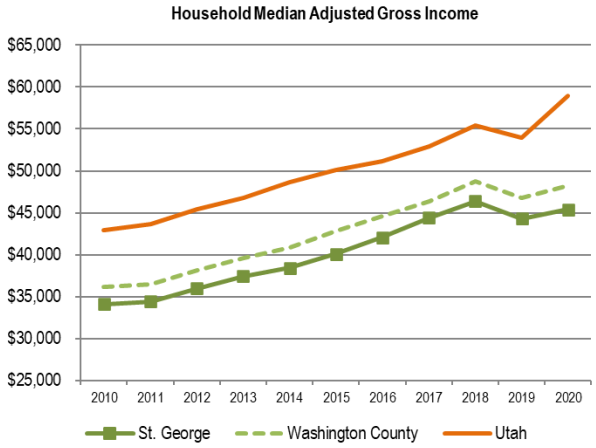

St.George

THE BRIGHTER SIDE

Key City Statistics

867
FT Employees

153
Police Officers

79
Fire Fighters

34,801
Calls for Service (Police)

8,926
Emergency Calls for Service (Fire)

8.33 Minutes
Average Priority Response Time (Police)

9.37 Minutes
Average Response Time (Fire)

472.5
Paved Roadway Miles

66
Traffic Signals

145,175
Airport Enplanements

33,325
Power Customers

209.76 MW
Peak Energy Load

34,980
Water Connections

863 Miles
of Waterline

540 Miles
of Sewer line

51
Parks

577
Park Acres

63.5 Miles
of Paved Trails

40 Miles
of Unpaved Trails

36
Recreation Facilities

4
Golf Courses



BUDGET & POLICIES OVERVIEW

St.George
THE BRIGHTER SIDE

BUDGET PROCESS AND GUIDE

The City budget can be an imposing document of charts and numbers. On closer inspection and beyond the numbers, the budget represents the investment and return for our community. The investment is in the form of local sales tax, municipal property tax, state shared revenue, and other financial resources. The return is the repaved road, park improvement or new service scheduled for the new fiscal year. The purpose of this section of the budget is to move beyond the technical jargon and assist the reader in understanding the budget process for the City of St. George.

What is a Budget?

In the simplest terms, budgeting is the process of allocating finite resources to the prioritized needs of an organization. Governmental budgeting allocates resources to public services and projects. Because it determines the total amount of taxes levied and on whom, governmental budgeting also allocates the burden of taxation. Budgeting balances the resources drawn from the public against the demand for services and projects, keeping taxes within acceptable limits and ensuring services are sufficient to allow for economic growth and social stability. Budgeting helps policy makers set goals, assist program managers and department heads to improve organizational performance, and ensures that both the elected and appointed officials are accountable to the public. The budget sets forth a strategic resource allocation plan that is aligned with strategic initiatives, community goals, preferences, and needs. The budget is a ***policy guide***; a ***financial plan***; a ***communication tool***; and an ***operations guide***.

Developing a budget is often a complex process of balancing various interests and demands for services with available resources. The complex process has shaped diverse types of budgeting, of which several budget types have evolved: 1) line-item budgeting, 2) performance budgeting, 3) zero-based budgeting, and 4) priority-based budgeting. The City of St. George's budget primarily resembles the basic line-item budget:

- ✓ ***Line-Item Budgeting***

  Line-item budgeting is the format associated most with budgets. This type of budgeting focuses on the input of resources as they relate to the production of services. The budget format depicts department expenditures as a list of items that will be purchased using allocated resources. For this reason, department goals, objectives, workload indicators, and performance measures are also included along with line-item details for key service areas.

Budget as a Policy Guide

The budget functions as a policy guide by indicating the City's priorities. The budget is connected to a mission statement and goals, and the number of resources allocated to a specific department, program, or service indicates what is considered important by city officials and in turn the citizens. The budget document includes the City's financial policies to provide citizens with information on the policies that guide the use of public funds.

Budget as a Financial Plan

The most basic element of the budget, displaying the balance between revenues and expenditures, acts as a financial plan. It outlines what revenues are expected and how the City intends to use those resources. Examining revenue and expenditure trends from past budgets helps form a financial plan for future budgets, which ensures the City is accurate in projections to help maintain strong fiscal standing.

Budget as a Communications Tool

As a communication tool, the budget serves to hold the City accountable. The budget provides the public with information regarding how their tax money is being spent. Citizens can see whether elected officials

are setting priorities based on their requests by reviewing the number of resources being allocated to specific programs and services. Citizens can also see if their tax money is being used efficiently and effectively by reviewing each department.

Budget as an Operations Guide

As an operations guide, the budget outlines the estimated amount of work to be done and services to be provided and the cost associated with doing so. The budget indicates which departments are responsible for programs and services. It provides the departments with the number of resources they have to perform their responsibilities and represents the legal authority to spend money. It allows the Mayor and City Council, the City Manager, and Department Heads the opportunity to reassess goals and objectives and the means for accomplishing them. Some of these objectives include:

- ✓ Provide a framework for sound fiscal management.
- ✓ Ensure that revenue and expenditure projections are prepared based upon historical data, economic forecasts, and staff knowledge and experience.
- ✓ Enhance prioritizing, strategy, and planning for both short-range and long-range needs.
- ✓ Balancing resources with appropriate levels of service.
- ✓ Compliance with state code and statutes.

Budget Roles

The **City Manager's** role is to oversee the budget process as the City's Chief Budget Officer, making sure the budget is balanced and that expenditures are within projected revenues. The City Manager prepares a tentative budget (Recommended budget) which is presented to the Mayor and City Council on or before the first regularly scheduled meeting in May of each year. The City Manager also holds the Departments accountable for expenditures, making sure they are within departmental budget appropriations.

The **Department Heads'** role is to prepare budget requests based on available revenue and the policy direction they have been given. Department Heads also perform an annual review and update user fee amounts and associated revenues if the services they provide are funded by the fee. Department Heads are also responsible for making sure their department's expenditures are within budget appropriations.

The **Budget Manager's** role, performed by the Budget & Financial Planning Manager and the Assistant Budget Manager (aka Budget Team), is to compile and prepare the tentative and final budget document under the direction of the City Manager, Mayor, and City Council. This includes reviewing departmental budget requests, available resources, and making recommendations for balancing the budget.

Budget Process Summary

The budget process generally starts in December and is substantially completed by the end of the following June. During this seven-month period, resources from all levels of management - from the "ground-up," to division managers, to department heads, to Human Resources, to the City Manager, Mayor and City Council; are all integral in order to prepare, submit and provide input, review and discuss, hold meetings, prioritize, assimilate, and finally adopt a sound annual City budget, while also meeting the time lines and other requirements outlined by State Law. The Budget Calendar and Budget Timeline following this section provide snapshots of how the responsibilities and process interrelate.

- ➢ An Annual Budget Memo from the Budget Team to the Department Heads, Managers, and Supervisors which includes the Budget Timeline and Calendar and advises of any significant changes to the standard process.
- ➢ A budget strategy planning session with the Mayor and City Council to understand and establish their priorities.

- Budget training sessions for Department Heads, Managers, and Supervisors involved in the budget process.
- A budget retreat with Department Heads and the Mayor and City Council to review priorities, goals, anticipated challenges and also to review budgeting policies and process, and timeframes.
- Departments submit expenditure and revenue budget requests and supporting documentation.
- Financial capacity analysis and Revenue forecasting.
- Needs assessment, level of service analysis and cost projections for personnel, operating, and capital cost requirements.
- Departments meet with the City Manager and Budget Committee to review budget requests.
- Recommendations from the City Manager, the Budget Manager and the Assistant Budget Manager, and Department Heads.
- A review of the tentative budget with the City Council, City Manager, and Department Heads.
- Adoption of the tentative budget on or before the first regularly scheduled meeting of the governing body in May of each year as set forth in section 10-6-111, Utah Code Annotated.
- Adoption of the budget by resolution or ordinance on or before June 30 of each fiscal year and if a tax increase is contemplated, the budget must be adopted by September 1.
- A copy of the final budget must be certified and filed by the Budget Officer with the State Auditor within 30 days after adoption.
- Budget amendments requested anytime that an expenditure overage or a revenue shortfall is anticipated; or an unexpected project requires funding and approval.
- The City Manager may approve budget transfers of all or part of any unencumbered appropriation balance among programs within a department, or within a fund at any time during the fiscal year.

Budget Forms

Preparing the City's annual budget is quite a complex process. The City has 18 departments consisting of over 100 different divisions which contribute to 40+ different funds. Collectively, the City has approximately 500 revenue accounts and over 2,200 expenditure accounts. The final budget document is over 300 pages and is ultimately the City's blueprint which guides decision-making for determining staffing levels; funding employees' compensation plans for over 800 full-time employees; funding for part-time and seasonal employees; providing basic services and quality-of-life amenities to our citizens and funding associated operating expenses and equipment; and creating projects which sustain or enhance our current and future community.

To facilitate the process, manage a significant volume of data and information, and establish priorities, City management complete worksheets for the following items:

- ✓ Revenue Worksheets to review historical revenues and trends; analyze and determine the extent by which revenue(s) adequately fund both direct and indirect costs of services and/or facilities to which they are associated; allows for an annual review of rate or fees charged for services.
- ✓ Full-Time Position Request Forms to establish the justification, associated expenditures, and allow the Human Resource Dept. to review how the position fits within the City's compensation program.
- ✓ Materials & Supplies Detail Forms (Operating Expense Worksheet) is required for operating expense line-items which are $50,000 or more.
- ✓ Capital Outlay Worksheets both at an Individual and Summary level to provide project description, justification, timing, identification of funding source (fees, grant, debt, etc.), prioritization, and provide a 5-year projection.

St.George

CITY OF ST. GEORGE

FISCAL YEAR 2024-25 BUDGET CALENDAR

Nov. 17 (Friday)	Budget Entry is open for the capital budget & training session held.
Jan. 19 (Friday)	Budget Memo and forms provided to departments. Capital budgets due.
Jan. 23 (Tuesday)	Goals Retreat with City Council.
Jan. 26 (Friday)	Budget entry is open for the operating budget & training session held.
Feb. 1 (Friday)	New Position Requests due to Human Resources.
Feb. 8 (Thursday)	New Position Requests due to Budget.
Feb. 15 (Thursday)	Budget Retreat with City Council.
Feb. 23 (Friday)	**All budget items due.**
March 5 (Tuesday)	City Manager, Finance Team, and Budget Team meet to determine General Fund revenues.
March 18 (Monday)	Unbalanced General Fund budget and Non-General Fund budgets delivered to City Manager for balancing.
March 22 to April 5	City Manager meets with Departments to review requests and possible adjustments to balance budget.
April 12 (Friday)	City Manager delivers balanced budget to Budget Team for printing and assembly. (No additional requests or adjustments can be submitted by Departments for consideration after this date.).
April 15 (Monday)	Budget delivered to departments (ClearGov).
May 2 (Thursday)	Recommended Budget presented to City Council.
May 16 (Thursday)	City Council Budget Work Meeting.
May 23 (Thursday)	City Council Tentatively adopts the Budget and sets public hearing dates.
June 4 (Thursday)	Proposed Town Hall meeting
June 6 (Thursday)	1st Public hearing on Final Budget.
June 20 (Thursday)	Public hearings for Enterprise Fund Transfers and Unbilled Utilities. Public hearing (2nd hearing) for the Final Budget. Public hearing for amendments to the current year budget. Adoption of the tax rate and final budget.
July 20 (Saturday)	Budget transmitted to State Auditor.

ORGANIZATION OF THE BUDGET DOCUMENT

Through the budget, the City of St. George demonstrates its accountability to its residents and customers. This section provides the reader with a basic understanding of the components of the budget document and what is included in each of these components. The budget document includes five major areas:

1. The **City Manager's Budget Message** provides information about national and local economic outlook in St. George, growth, capital investment, staffing, goals and objectives, and accomplishments. It also shows a summary of the General Fund Revenue and Expenses, with a detailed explanation of each. Then All Other Funds are detailed with their expenses and explanation of each fund.

2. The **Budget Process** explains the purpose of the budget, why it is needed, and the development processes and forms, budget calendar, fund structures, and financial policies for revenues and expenditures.

3. The **Financial Overview of the Consolidated City Funds** includes the FY 2025 Consolidated Revenue & Expense Summary for all funds which illustrates the combined financial picture of all funds of the City and is then followed by an overview of the anticipated impacts to fund balance by fund during FY 2024 and FY 2025.

4. The fund sections – **General, Enterprise, Capital Projects, Other, and Economic Development Agencies** - includes the 3-year financial outlook for each fund and department within the city's budget. Each Department-level budget includes an Overview, Mission, and Goals section which provides information on how the department aligns with the citywide goals and council priorities

5. The **Appendix** includes a Glossary; a list of historical total Authorized Full-time Positions by department; a detailed listing of the recommended Capital Outlay list and 5-year Capital projections; and a Transfers schedule and supporting information.

City Manager's Budget Message

The City Manager's Budget Message is a transmittal letter introducing the budget and the long and short-term goals the budget addresses. The message highlights significant accomplishments achieved and projects completed in the current year, as well as significant projects included in the proposed budget for the upcoming year. The message outlines the assumptions used in budget development such as economy, revenue constraints, and Council priorities. Also included is an overview of major changes to the budget from prior years, and challenges facing the organization.

Financial Overview of the Consolidated City Funds and the General Fund

The financial overview of the Citywide consolidated Funds begins with a 3-year numerical comparison of revenues and expenditures, followed by charts displaying consolidated expenditures based on fund type (General Fund, Enterprise Funds, etc.) and also by expense type (Salaries & Benefits, Materials & Supplies, Capital Outlays, Debt, and Transfers).

The financial overview of the General Fund begins with an Operating Statement with charts displaying that budgeted revenues and expenditures are balanced, ensuring that expenditures will never exceed the total available resources.

The General Fund Summary, shown separately for both revenue and expenditures, provides an overview of the revenue and expenditure history for the prior year, current year actuals for the first seven (7) months,

current year budget, current year projections, and the recommended or approved budgets for each category. Each is then broken down into further detail in subsequent pages.

Accounting Basis for the City's Annual Financial Report (AFR) and Cash-Basis for Budgeting

The budgets reflect the actual total final revenue and expense amounts by line-item for the previous fiscal year; estimated amounts for the current year; and budgeted amounts for the current year and next year's budgets. For the previous fiscal year, the amounts reflect the audited amounts reported in the City's Annual Financial Report (AFR); however, certain account-types will be adjusted for budgeting purposes to convert the total to a cash-basis amount. These adjustments will primarily impact on the Enterprise Funds and are reconciled on page 58. Examples of the adjustments are:

- Equipment and Improvements Capitalized as Assets
- Inventory Adjustments
- Depreciation and Bond Amortizations or Premiums (non-cash transactions)
- Bond (and Lease) Issuances, Redemptions, and Principal Payments

Unit Summaries

A business unit may be represented as a Department, or as a Division within a department. Each unit will include the following components:

Introductory Statement: Explains the unit's purpose and provides a brief overview of responsibilities and services provided.

Budget Summary: Reflects the unit's total budgeted expenses by category to provide both a numerical and graphical overview of the allocation of resources by the following types of expenses:

- Full-Time Employees
- Part-Time Employees
- Employee Benefits
- Materials & Supplies
- Capital Outlays

Salaries & Benefits: Depicts the authorized full-time positions and a historical number of full-time positions for the division for the prior nine fiscal years and for the budget year.

Capital Outlays: Lists equipment and improvement projects and corresponding costs requested by the division and indicates if the capital outlay was recommended in the tentative budget, and approved in the final budget.

Graphs: The graphs are unique to each unit in an effort to show historical trends.

Line-Item Budgets: A tabular representation of each unit's line-item budget with subtotals for Salaries & Benefits, Materials & Supplies, Capital Outlays, Debt Service (if applicable), and Transfers (if applicable) which includes the following annual comparisons:

- Prior Year's Actuals
- Current Year's 12-Month Estimate
- Current Year's Budget (including any Budget Adjustments to date)
- Department's Request for Next Year's Budget
- City Manager's Recommended budget for Next Year's Budget
- City Council's Approved budget for Next Year's Budget

Overview, Mission, and Goals section which provides the following information on a Department-level basis only (i.e. not all units will include this information):

- Mission statement
- Services provided.
- Alignment with council priorities.
- Accomplishments achieved.
- Goals and related objectives.
- Performance metrics and measurements.

St.George
THE BRIGHTER SIDE

FUND STRUCTURE

The City of St. George's accounting system is organized and operated on a "fund basis." Each fund is a distinct, self-balancing accounting entity. The funds utilized by the City are described below.

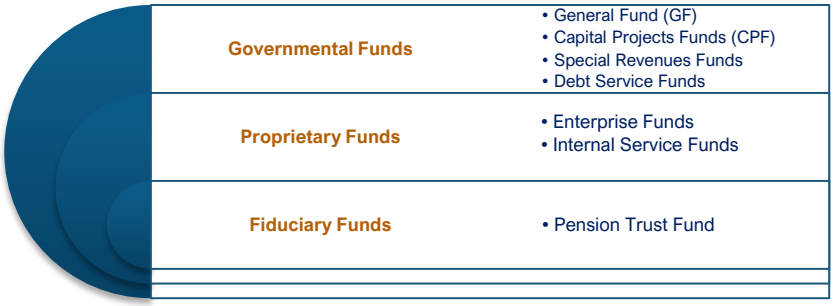

Governmental Funds

General Fund (GF) is the government's primary operating fund. It accounts for and reports all financial resources of the general government, except those required to be accounted for in another fund.

Capital Project Funds (CPF) account for the resources used to acquire, construct, and improve major capital facilities, other than those financed by proprietary funds. The projects in these funds typically are multi-year projects which carryover from year-to-year until the individual project is completed. The principal source of funding is contributions from developers restricted for capital construction (i.e. impact fees), operating transfers from other funds (proprietary or special revenue funds), grants, and bond proceeds. All funds received for a particular purpose are basically restricted and used specifically for that purpose.

Special Revenue Funds are used to account for and report the proceeds of specific revenue sources that are restricted or committed to expenditures for specified purposes other than debt service or capital projects.

Debt Service Funds are used to account for the accumulation of resources that are restricted, committed, or assigned for the payment principal and interest of certain debt obligations and related costs. Typically, the debt is long-term debt and major sources of revenue include taxes, transfers from other City divisions, and impact fees.

Proprietary Funds

Enterprise Funds are used to report on those activities that operate similar to private businesses (business-type activities) and charge a fee to the users, which is adequate to cover most or all of the costs. The fee may be based on consumption, or a flat fee, or a combination of both. Enterprise Funds are presented as business-type activities in the government-wide financial statements and are not required to be balanced.

Internal Services Funds are funds used to accumulate and allocate costs internally among the City's various functions. The City uses an internal service fund to account for property and liability risk management and insurance in its Self-Insurance Fund.

Other Governmental Funds includes the Redevelopment Agency (RDA) Fund which accounts for the RDA's revenues and expenditures associated with promoting new capital investment and job creation activities within the RDA areas which are also called Economic Development Areas (EDA) and Community Development Areas (CDA).

Functional Unit Matrix

The schedule below shows the relationship of individual departments and/or divisions, and funds to the Fund Structure. The schedule further reflects whether a fund is a Major Fund or a Minor Fund. The City's Annual Financial Report (AFR) provides the determination as to which funds are classified as Major and Minor. Major Funds include the General Fund and those funds that meet the following Governmental Accounting Standards Board (GASB) threshold:

1) Total assets, liabilities, revenues, or expenditures of that governmental or enterprise fund are at least 10% of the corresponding element total (assets, liabilities, etc.) for all funds of that category or type (total governmental or total enterprise funds), and
2) The same element that met the criteria above, is at least 5% of the corresponding element total for all governmental and enterprise funds combined, and funds which government officials believe are particulatrly important because of consistency or public interest.

<table>
<tr><th colspan="6">GOVERNMENTAL FUNDS</th></tr>
<tr><th colspan="2">General Fund
(Major Fund)</th><th>Capital Projects Funds (CPF)</th><th>Special Revenue Funds</th><th>Redevelopment Agency Funds</th><th>Debt Service Funds</th></tr>
<tr>
<td colspan="2">• Mayor & City Council
• City Manager
• Human Resources
• Communication & Marketing
• Admin. Services / Finance
• Budget & Planning
• Technology Services
• Facilities Services
• Fleet Management
• Legal
• Code Enforcement
• Police
• Dispatch
• Fire
• Community Development
• Economic Vitality & Housing
• Golf Courses
• Public Works Admin./Engineering
• Streets
• Airport
• Leisure Services Admin.
• Parks & Sports Fields
• Parks Design
• Recreation
• Community Arts
• Marathon
• Cemetery
• Pool & Aquatics Ctr.</td>
<td>MAJOR FUNDS:
• General Capital Projects
• Public Works CPF
• Transportation Improv. (TIF)[1]

MINOR FUNDS:
• Economic Development Projects Fund[1]
• Park Impact
• Street Impact
• Drainage Impact
• Fire Impact
• Police Impact
• Airport CPF</td>
<td>MAJOR FUNDS:
• America Rescue Plan Act (ARPA) Grant
MINOR FUNDS:
• Dixie Center
• Airport (PFC) Fees
• CDBG
• Switchpoint
• Museum Permanent Acquisition
• Johnson Dinosaur Discovery Site
• Housing Program
• SunTran
• Transit Tax
• Perpetual Care
• Police Drug Seizure
• RAP Tax</td>
<td>MAJOR FUNDS:
• None

MINOR FUNDS:
• Ft. Pierce EDA #1
• Ft. Pierce EDA #2
• Ft. Pierce CDA #1
• Ft. Pierce CDA #2
• Dixie Center EDA
• Central Business Dist. CDA
• Millcreek CDA</td>
<td>MAJOR FUNDS:
• None

MINOR FUNDS:
• Special Assessments
• Recreation G.O. Bonds
• Sales Tax Road Bond[1]
• Airport Bonds</td>
</tr>
<tr><th colspan="3">PROPRIETARY FUNDS</th><th colspan="3">FIDUCIARY FUNDS</th></tr>
<tr><th colspan="2">Enterprise Funds</th><th>Internal Service Fund</th><th colspan="3">Pension Trust Fund</th></tr>
<tr>
<td colspan="2">MAJOR FUNDS:
• Water Services
• Energy Services
• Regional Wastewater Plant

MINOR FUNDS:
• Solid Waste
• Municipal Building Authority
• Drainage Utility
• Wastewater Collection</td>
<td>MAJOR FUNDS:
• Health Insurance

MINOR FUNDS:
• Self-Insurance</td>
<td colspan="3">• The City's contributions for employees' Retirement is budgeted in each individual division and department within each fund and is therefore not budgeted in a separate Pension Trust Fund. The Notes to the Financial Statements in the City's annual AFR reports on the City's combined Pension Trust Fund.</td>
</tr>
<tr><td colspan="6">[1] Fund is reported as a Governmental Fund but as a different fund type in the City's annual ACFR.</td></tr>
</table>

General Overview of Fund Resources and Functions

	GENERAL FUND	ENTERPRISE FUNDS	CAPITAL PROJECTS FUNDS (CPF)	SPECIAL REVENUE FUNDS	DEBT SERVICE FUNDS	REDEVELOPMENT AGENCY (RDA/EDA/CDA/CRA)
FUND FUNCTION	Primary operating fund that accounts for all financial resources of the City govt. in general, except those accounted for in another fund.	Business-type activities where customers or applicants are charged a fee or rate proportionate to use, or directly benefit from goods, services, or privileges provided.	Funds used to account for financial resources to be used for the acquisition or construction of major capital facilities and infrastructure which may overlap multiple years to complete.	Funds to account for revenues and resources that are legally restricted at a federal, state, or local level regarding the types of activities or projects for which the resources can be used.	Debt service funds are used to account for the accumulation of resources for, and the payment of, general long-term debt principal and interest.	Specific geographic districts are created by formal agreement of taxing agencies who forego their property tax revenues for a time certain to fund economic incentives and improvements to create business-friendly environments.
FUNDING RESOURCES	Revenues may be value-based taxes and regulated by State laws. Revenues may or may not be tied to a specific activity or responsibility. Many functions provided do not charge or have a direct, corresponding revenue, or use-based fee (i.e. fire, police, streets, parks, etc.)	Revenues are generally charged based on the customer's usage and may be based on a classification of demand type (i.e. residential or commercial).	Financial resources of capital projects funds come from several different sources, including bonds, federal and state grants, impact fees, and appropriations from the general or special revenue funds.	Revenues are typically grants, taxes restricted for specific purposes, matching fund appropriations from other funds, donations/fundraising activities, etc.	Revenues are generally transfers in from funds which benefitted from the projects, or via voter-approved tax collections.	Revenues are collections of real and personal property taxes collected from properties within each specified development area.
REVENUE EXAMPLES	Sales Taxes Property Taxes Franchise Taxes Class C Road Allotment Licenses Permits Fines Registration, Participation, Entrance Fees	Utility Rates Flat Usage Fees	Impact Fees Grants Bonds Appropriations from Other Funds	Grants Airfare Passenger Freight Charge (PFC) RAP Taxes Appropriations from Other Funds	Voter-Approved Taxes Appropriations from Other Funds	Property Taxes from each Dist. Interest Earnings
DEPARTMENTS INCLUDED IN THE FUND TYPE	Mayor & City Council City Manager Human Resources Communication & Marketing Admin. Services/Finance & Budget/Planning Technology Services Facilities Services & Maint. Fleet Management Legal Police Dispatch Fire Community Devel. & Code Enforcement Economic Vitality & Housing Devel. Golf Courses Public Works Admin./Engineering Streets Airport Leisure Services Admin. Parks (and Trails) & Sports Fields Parks Design Recreation (Adult/Youth Sports, Softball, Races, etc.) Community Arts (PCA, Electric Theater) Marathon Cemetery Pool & Sand Hollow Aquatics Center	Water Services Wastewater Collection Energy Services Solid Waste (Garbage & Recycle) Municipal Building Authority Regional Wastewater Plant Drainage Utility	General Capital Projects Economic Devel. Fund Park Impact Street Impact Drainage Impact Fire Impact Police Impact Public Works CPF Transportation Improvement Fund (TIF) Airport CPF Disaster Response Projects (Floods)	Dixie Center Airport PFC Fees Community Devel. Block Grant (CDBG) Switchpoint Museum Permanent Acquisition Johnson Dinosaur Discovery Site Housing Program SunTran Perpetual Care Recreation-Arts-Parks (RAP) Tax Transit Tax America Rescue Plan Act (ARPA) Grant	Special Assessments Recreation General Obligation (G.O.) Bonds Sales Tax Road Bond Airport Bonds	Ft. Pierce EDA #1 Ft. Pierce EDA #2 Ft. Pierce CDA #1 Ft. Pierce CDA #2 Dixie Center EDA Central Business Dist. CDA Millcreek CDA

FINANCIAL PLANNING POLICIES

Financial Planning Policies Summary

The City follows formal financial policy statements to establish financial goals and principles that govern budget deliberations and financial decisions. These policies are summarized below and explained further within this section:

- Budgeting and Fund Accounting
- Financial Reporting and Audits
- Investments
- Long-Range Planning
- Capital Asset Management and Inventory
- Revenues
- Expenditures
- Debt Issuance and Management
- Fund Balance and Reserves

BUDGETING AND GENERAL FINANCIAL POLICIES

Balanced Budget

A Balanced Budget is when planned funds or revenues available (sources) are equal to fund planned expenditures (uses). For all funds other than Enterprise Funds, the City must always operate within a balanced budget. When deviation from a balanced operating budget is planned or when it occurs, the City must provide disclosure. The City of St. George's budget process complies with the Utah Fiscal Procedures Act and Generally Accepted Accounting Principles. This is accomplished through the budgeting process explained in the Budget Process section.

Budgeting Basis

The City follows the principles of modified accrual accounting for preparing its Annual Financial Report (AFR); however, for budgeting purposes, a primary goal is to determine the level at which incoming sources of funds will cover outgoing payments of expenditures. Therefore, the City's budget is prepared using a cash-basis of accounting. The cash-basis mainly impacts the Enterprise Funds (Water, Energy, Wastewater Collections, and Wastewater Treatment) where capitalized assets, bond debt service, bond issuances and redemptions, leases, and year-end inventory adjustments are recorded as expenditures for budgeting purposes. Depreciation and bond amortization costs or bond premiums are also not budgeted since these costs are non-cash transactions.

Fund Accounting

The City follows principles of fund accounting for all governmental funds, where each fund is defined as a separate accounting entity. Each fund is a self-balancing set of accounts established for the purpose of carrying out specific activities in accordance with clearly defined restrictions and/or limitations. For enterprise funds, the City follows principles of full accrual accounting as required by GAAP.

Budget Oversight

The City Manager is the primary Budget Officer of the City and is the recommending authority for budget requests. Once a budget is adopted, the City Manager also has the authority to reallocate budget items within the same departmental budget or the same fund's budget; move line items to a "frozen appropriation" status; or seek appropriate cuts if revenues fail to keep pace with projections.

Budget Flexibility and Adjustments

State Law requires that a Budget Adjustment be approved prior to the encumbrance or expenditure. Budget transfers between departments, but within the same fund, requires both the Department Heads' and City Manager's authorization. Budget transfers between funds require City Council approval by following the State laws for budget amendments. Budget Openings requiring a public hearing and City

Council approval are conducted approximately every 2 to 3 months, as needed. General instances which warrant a budget opening are as follows:

- New unforeseen grant and related expenditures (include routine grants in original budget)
- Unforeseen Emergency Repairs (exception to having to be pre-approved)
- Actual bids exceeded estimates on projects already approved in the budget (if significant)
- Actual revenues exceed estimates (if significant)
- Unexpected vendor price increases (if significant impact on budget)
- New regulatory requirements (state, federal, etc. if significant impact on budget)
- Significant economic changes

Budget Carryforward

If completion of an approved project or acquisition is not expected during a fiscal year, the appropriation will lapse at the end of the current fiscal year and funding for the project or acquisition must be re-requested in the budget for the following fiscal year and weighed along with other requests.

Financial Reporting and Monitoring

The Administrative Services Department (Finance) will provide monthly financial reports reflecting the operations of individual departments and funds. Such reports contain information by which City Management can manage city departments and services effectively. These reports are in part designed to alert impending shortfalls in revenues or overruns in expenditures. The City will monitor revenues against expenditures.

Independent Audit

State statutes require an annual audit by independent certified public accountants be completed and submitted to the State Auditor's Office within 180 days of the end of the fiscal year. Generally accepted auditing standards and the standards set forth in the General Accounting Office's Governmental Auditing Standards will be used by auditors in conducting the engagement. The selection of the Auditor and management of the auditing and reporting process will be directed by the City's Audit Committee.

Investment Policy

All City investments are made in strict conformity to the Utah Money Management Act (the MMA) which governs the investment of public funds in the state of Utah. The City has a formal Investment Policy which is certified by the Public Treasurer's Association of the U.S. & Canada. The City Treasurer is responsible for investing the City's unexpended cash and the directed goals, in order of priority are: *Safety of Principal*, *Liquidity*, and *Yield*. Safety of Principal is the foremost objective and seeks to mitigate credit risk and interest rate risk. The City seeks to maintain a sufficiently liquid position so that cash is available as needed for operating expenses. Within the framework of safety and liquidity, the City seeks to maximize its yield, or return on investments. The City's Investment Policy and the MMA requires that bank deposits are insured by an agency of the federal government and defines the types of securities allowed as appropriate investments for the City and the conditions for making investment transactions. Presently, the City invests predominately with the Utah Public Treasurers' Investment Fund.

Long-Range Planning

The City will adopt a financial planning process that assesses the long-term financial implications of current and proposed revenues, operating and capital budgets, budget policies, cash management and investment policies, and programs and assumptions.

During the budget process, the City reviews a capital budgeting plan that requires the departments to submit a five (5) year capital outlay summary plan. The process allows the City Manager to understand what individual departments are planning and when projects can be expected to start. The departments' budget forecasts should include the costs of operating the capital facility or equipment.

Asset Inventory

The City will maintain all its physical assets at a level adequate to protect its capital investment and to minimize future maintenance and replacement costs. Departments are asked to inventory and assess the condition of all major capital assets and to determine what the usable life of each item is. This information should be used to prepare a 5-year replacement schedule and plan for replacement of items before major repairs are required. Generally, the City considers any equipment, major repair, or improvement that has an individual cost of at least $5,000 and a useful life of at least three (3) years as a Capital Outlay. Departments are encouraged to use this criterion when evaluating and submitting their annual budget requests.

REVENUE POLICIES

Stability & Reliability in Funding of Services

1. Diversification of Revenue Sources

All revenue sources have characteristics in terms of stability, growth, sensitivity to inflation or business cycle effects, and impact on tax and rate payers. The City encourages diversity of revenue sources to improve the ability to handle fluctuations in individual revenues. The City annually reviews user fees, impact fees, license and permit fees to ensure an appropriate amount of is being assessed for the services provided.

2. General Taxes and Revenues

General taxes provide stability and reliability for revenues, and provides a foundation for diversity to occur. The City should seek to maintain a stable tax rate. Generally, taxes should not be increased unless inflation has clearly forced operating costs upward faster than growth and/or new services are instituted to meet citizens' needs.

Revenue Structure Based on Public Benefit of Service

1. Public Benefit vs. Private Benefit

To determine the subsidy level of some fees and to consider new fees: The City should finance services rendered to the general public such as police, fire, streets, and parks, from revenues imposed on the general public, such as property and sales taxes. Special services rendered to specific groups of citizens should be financed by user fees, impact fees, license and permit fees, or special assessments.

2. Cost Recovery vs. Ability to Afford

The City is committed to offering general government services at the lowest price possible. Recognizing that it's not the intent to make money on general government services and programs, the City will continually identify, monitor, and update user fees and charges to the extent which they cover the cost of the service provided.

3. Generational Fairness

St. George City should strive for generational fairness, and thus, each generation of taxpayers should pay its own fair share of the long-range costs of City services.

One-Time Revenues and Reserves

1. Recurring vs. One-Time

The City will discourage the use of one-time revenues for ongoing expenditures. One-time revenues should only be budgeted when they are tied to a specific expenditure in the same budget year. When a one-time revenue occurs in a fiscal year and there is not a corresponding expenditure identified in the same fiscal year, the revenue is transferred to the Capital Project Fund, where the revenue will remain until a project is identified.

2. Reasonable Surplus

Revenues and Fees should be established in a manner which allows for a reasonable surplus (fund balance) to accumulate and provide sufficient working capital; to provide a cushion to absorb emergencies such as floods, earthquakes, etc.; to provide for unavoidable revenue shortfalls.

3. Fund Balance and Reserves

Appropriated Fund Balance is the amount of fund balance that is approved as a financing source to help fund expenditures in the current year's budget. A local government that becomes dependent on one-time revenue, such as appropriated fund balance or reserves, or on a source of revenue that will soon disappear, can, in essence, create deficits for itself. The City will utilize one-time or temporary funds to obtain capital assets or to make other nonrecurring purchases.



EXPENDITURE POLICIES

Wages/Benefits, Operating Expenditures, Capital Outlays Ratio for the General Fund

The City uses the following spending ratios as guideline for development of the General Fund - 65% salary/wages and 35% for materials, supplies, and capital. Each year the city will work towards maintaining these ratios as practical.

Employee Benefits

In that employee wages and benefits are the most significant City budget expenditure, the City established a Health Care Committee comprised of the City Manager and management level staff from the Budget division, Administrative Services/Finance, Legal, and Human Resources. The Health Care Committee annually reviews employee insurance and other benefits in advance of the contract renewal to determine the level of benefits to maintain City market competitiveness, subject to budget availability. The Health Care Committee reviews their findings and recommendations with the Mayor and City Council and obtains their confirmation through the budget process.

DEBT MANAGEMENT POLICIES

Debt Capacity, Issuance, and Management

St. George will specify the appropriate uses for debt and identify the maximum amount of debt and debt service that should be outstanding at any time. Debt will be wisely, strategically, efficiently, and ensure future financial flexibility is maintained.

Use of debt financing will be considered under the following circumstances only:

- For one-time capital improvements and major equipment purchases, and
- When the debt will be financed for a period not to exceed the expected useful life of the project, and
- When project revenues or specific resources can be proven sufficient to cover the debt service payments

Debt financing is NOT considered appropriate for:

- Current operating and maintenance expenses except for issuance of short-term instruments such as tax anticipation notes
- Any purpose that is reoccurring of nature except as indicated above

The following guidelines should be followed with debt financing:

- City staff shall use all resources available to determine the best vehicle for debt financing.
- Refinancing of existing debt shall be considered only if the net savings exceed 3% or more.
- The City will follow full disclosure on every financial report and bond prospectus.

Annual debt service shall not exceed limitations as set forth by Utah State Law. The legal debt (general obligation debt) limit for a city is 4% of the estimated market value of all personal and real property within the City. The legal debt margin for St. George City is calculated by using the formula outlined by the Utah State law.

As shown in the schedule below, the City is $2.12 billion below the legal debt limits as of June 30, 2023.

Legal Debt Margin Calculation for Fiscal Year 2023

Fair market value of taxable property	$	27,416,285,529
Debt limit:		
General obligtion 4%	$	1,096,651,421
Water, Sewer & electric 4%		1,096,651,421
Total debt limit	$	2,193,302,842
Debt applicable to limit:		
General obligation bonds	$	1,805,000
less: amt set aside for repayment of debt		
Water, sewer, and electric bonds		69,558,000
less: amt set aside for repayment of debt		(13,463)
Total net debt applicable to limit		71,349,537
Legal debt margin	$	2,121,953,305

Bond Rating Information

Staff is proud to report that in 2024 the city received its first ever AAA bond rating on the sales tax revenue bond issued for City Hall in addition to receiving a AA+ rating on the general obligation bond issued for the Trails, Parks and Recreation G.O. bond approved by the voters. These are the highest and second highest ratings an entity can receive. These ratings are awarded based on a number of criteria including how well the city is financially managed, the state of the economy, in addition to a number of other factors. These ratings will save taxpayers significant interest expense on future debt issuances.

St. George – Bond Ratings			
	Issue Date	S&P	Moody's
Sales Tax Revenue Bonds	2024	AAA	
General Obligation Bonds	2024	AA+	
Wastewater Treatment Revenue Bonds	2020	AA-	
Excise Tax Bonds	2017	AA-	
Electric Revenue refunding Bonds	2016	AA	A2
Franchise Tax Revenue Bonds	2014	AA	

10-Year Debt Schedule

Debt Service consisting of Principal and Interest for bonds and capital leases over the next 10-year period is shown below.

Debt Type	2025	2026	2027	2028	2029	2030	2031	2032	2033	2034
Governmental Funds										
G.O. Bonds (Parks & Rec) - 2023	$1,836,033	$1,835,250	$1,839,000	$844,500	$846,500	$847,500	$847,500	$846,500	$844,500	$846,500
Franchise Tax Bonds (Bridge)	$762,100	$760,600	$762,475	$759,500	$761,763	$0	$0	$0	$0	$0
Franchise Tax Bonds (RAP Tax)	$864,435	$0	$0	$0	$0	$0	$0	$0	$0	$0
Excise Tax Bonds (Airport)	$696,200	$697,400	$697,800	$697,400	$696,200	$699,200	$696,200	$697,400	$697,600	$696,800
Capital Leases (Golf)[1]	$213,514	$213,514	$213,514	$0	$0	$0	$0	$0	$0	$0
CIB - Parking Structure Lease Revenue Bonds (MBA)		$544,000	$543,210	$544,210	$543,930	$543,405	$543,635	$543,585	$543,255	$543,645
MBA Reserve Fund		$90,702	$90,702	90,702.00	90,702.00	90,702.00	90,700.00			
City Hall Sales Tax Bonds Series 2023 (CPF)	$596,950	$599,200	$596,075	$597,575	$598,575	$599,075	$599,075	$598,575	$597,575	$600,950
Total Governmental Funds	**$4,372,283**	**$3,506,764**	**$3,512,789**	**$2,301,400**	**$2,304,463**	**$1,546,700**	**$1,543,700**	**$1,543,900**	**$1,542,100**	**$1,543,300**
Proprietary Funds										
Electric Bonds	$4,340,001	$3,078,919	$3,081,919	$3,075,419	$3,079,669	$3,073,919	$3,078,419	$3,077,419	$3,079,219	$3,082,969
WWTP Bonds	$2,188,000	$2,189,500	$2,188,500	$2,190,000	$2,188,750	$2,189,750	$2,187,750	$2,187,750	$2,189,500	$2,187,750
Total Proprietary Funds	**$6,528,001**	**$5,268,419**	**$5,270,419**	**$5,265,419**	**$5,268,419**	**$5,263,669**	**$5,266,169**	**$5,265,169**	**$5,268,719**	**$5,270,719**
Total Future Debt Service (Principal & Interest)	**$10,900,283**	**$8,775,183**	**$8,783,208**	**$7,566,819**	**$7,572,881**	**$6,810,369**	**$6,809,869**	**$6,809,069**	**$6,810,819**	**$6,814,019**

FUND BALANCE (RESERVE) POLICIES

Fund Balance and Reserves

Fund Balance is the difference between assets and liabilities reported in a governmental fund at the end of the fiscal year. It is also sometimes referred to as Reserves which is defined as the portion of the fund balance or retained earnings that are legally segregated for specific purposes.

The FY2024 Estimated and FY2025 Budgeted Fund Balances for all City funds are shown in the "Financial Statements Overview" section of the budget document.

Appropriated Fund Balance, One-Time Reserves or Stabilization Accounts

Appropriated Fund Balance is the amount of fund balance that is approved as a financing source to help fund expenditures in the current year's budget. A local government that becomes dependent on one-time revenue, such as appropriated fund balance or reserves, or on a source of revenue that will soon disappear, can, in essence, create deficits for itself. The City will utilize one-time or temporary funds to obtain capital assets or to make other nonrecurring purchases.

The City will maintain a prudent level of financial resources to protect against the need to reduce service levels or raise taxes and fees due to temporary revenue shortfalls or unpredicted one-time expenditures.

Fund balances are accumulated in various funds for the following purposes:

- To avoid short-term debt that might be needed to provide working capital
- To meet unexpected expenditures as the result of an emergency
- To secure the City's debt and related bond ratings
- To accumulate funding for planned capital expenditures including the replacement of capital assets
- To meet reserve requirements for liabilities already incurred but not yet paid (as is the case with the Self Insurance Fund and the Health Insurance Fund)

Utah State Law (§10-6-116) allows cities to accumulate retained earnings or fund balances as appropriate in any fund. However, the law restricts balances in the General Fund as follows: (1) any fund balance less than 5% of estimated revenue may be used for working capital, certain emergency expenditures, or to cover an unexpected revenue shortfall that would result in a year-end excess of expenditures over

revenues; (2) fund balance greater than 5% but less than 35% may be used for budget purposes; and (3) any fund balance in excess of 35% must be included in the appropriations of the next fiscal year.

In addition, in June 2017, the City Manager recommended, and the Mayor and City Council approved, a fund balance policy to (1) maintain a minimum fund balance of $7.5 million in the General Capital Projects Fund, and (2) maintain at least 20% of the following fiscal year's General Fund Budgeted Revenues as the combined fund balance of the General Fund unreserved fund balance and the Capital Project Fund's fund balance. These targeted fund balance levels are to be used for unanticipated expenditures of a nonrecurring nature (i.e. natural disaster emergencies or economic recessions). For FY2024, the City has met both requirements of the fund balance policy.

Historical Unreserved General Fund Balances and their percentage of budgeted General Fund Revenues are shown below.

Unreserved General Fund Balance			
Fiscal Year	**Unreserved General Fund Balance**	**Next Fiscal Year's Budgeted Revenues**	**% of General Fund Revenue**
2014	$5,686,938	$55,798,647	10.2%
2015	$4,637,620	$60,677,266	7.6%
2016	$6,301,389	$66,099,009	9.5%
2017	$9,204,620	$66,855,020	13.8%
2018	$13,463,376	$73,181,261	18.4%
2019	$15,513,888	$77,681,549	20.0%
2020	$17,599,156	$70,410,770	25.0%
2021	$20,515,348	$91,836,597	22.3%
2022	$23,404,610	$101,759,854	23.0%
2023	$30,427,571	$107,927,701	28.2%
2024 Est.	$30,427,571	$112,144,994	27.1%

THIS PAGE INTENTIONALLY LEFT BLANK



COMBINED FINANCIAL STATEMENTS OVERVIEW

St.George
THE BRIGHTER SIDE

FY 2024-25 Budget
Combined Fund Summary

Category	General Fund	Transportation Improvement Fund (27)	General Capital Projects Fund (40)	Water Utility Fund	Electric Utility Fund	Regional Wastewater Treatment Fund	Health Insurance Fund (66)	Rap Tax Fund (80)
Revenue								
Taxes	62,086,000	0	0	0	0	0	0	0
Charges For Services	21,156,064	0	0	35,120,000	79,439,364	16,100,000	12,441,571	0
Contributions & Transfers	14,598,676	0	4,496,950	2,702,800	1,506,400	83,433	0	0
Intergovernmental	7,131,191	0	0	9,000,000	0	0	0	150,000
Miscellaneous Revenue	3,162,563	500,000	10,800	1,512,500	537,000	2,064,500	322,984	120,000
Licenses & Permits	2,775,000	0	0	0	0	0	0	0
Fines & Forfeitures	1,235,500	0	0	0	0	0	0	0
Debt Issuance	0	0	0	0	0	0	0	0
Appropriated Fund Balance	0	28,180,000	30,979,354	8,853,470	-908,756	5,601,846	-215,705	596,435
Restricted Taxes	0	13,600,000	0	0	0	0	0	2,025,000
Revenue Total	**112,144,994**	**42,280,000**	**35,487,104**	**57,188,770**	**80,574,008**	**23,849,779**	**12,548,850**	**2,891,435**
Expense								
Operations	100,357,388	180,000	442	21,044,247	63,901,596	5,789,447	12,548,850	279,000
Capital (Projects & Equipment)	6,723,436	100,000	31,620,532	31,098,450	6,480,500	14,803,000	0	338,000
Transfers	4,302,070	42,000,000	3,028,400	5,046,073	5,851,912	1,069,332	0	1,410,000
Debt Service	762,100	0	837,730	0	4,340,000	2,188,000	0	864,435
Expense Total	**112,144,994**	**42,280,000**	**35,487,104**	**57,188,770**	**80,574,008**	**23,849,779**	**12,548,850**	**2,891,435**

FY 2024-25 Budget
Combined Fund Summary

Category	Public Works Capital Projects Fund (87)	Switchpoint Fund (21)	2009 Airport Bond Debt Service Fund (26)	Recreation Bond Debt Service Fund (28)	Spec. Assessment Debt Service Fund (29)	Dixie Center Operations Fund (30)	Airport PFC Charges Fund (31)	Community Development Block Grant Fund (32)
Revenue								
Taxes	0	0	0	0	0	0	0	0
Charges For Services	0	0	0	0	0	0	525,000	0
Contributions & Transfers	56,607,000	9,960	0	0	0	0	0	0
Intergovernmental	9,126,000	0	0	0	0	0	0	634,012
Miscellaneous Revenue	0	0	701,200	0	4,300	36,500	40,000	1,000
Licenses & Permits	0	0	0	0	0	0	0	0
Fines & Forfeitures	0	0	0	0	0	0	0	0
Debt Issuance	0	0	0	0	0	0	0	0
Appropriated Fund Balance	2,300	0	200	5,000	-3,300	-33,500	-360,368	0
Restricted Taxes	0	0	0	1,836,033	0	0	0	0
Revenue Total	**65,735,300**	**9,960**	**701,400**	**1,841,033**	**1,000**	**3,000**	**204,632**	**635,012**
Expense								
Operations	2,300	9,960	5,200	5,000	1,000	3,000	3,000	89,000
Capital (Projects & Equipment)	65,733,000	0	0	0	0	0	0	0
Transfers	0	0	0	0	0	0	201,632	546,012
Debt Service	0	0	696,200	1,836,033	0	0	0	0
Expense Total	**65,735,300**	**9,960**	**701,400**	**1,841,033**	**1,000**	**3,000**	**204,632**	**635,012**

FY 2024-25 Budget
Combined Fund Summary

Category	Tech Ridge CDA (33)	Dixie Center EDA Fund (35)	Ft. Pierce CDA #1 Fund (36)	Ft. Pierce CDA #2 Fund (37)	Central Business District CDA Fund (38)	Millcreek CDA Fund (39)	Economic Development Projects Fund (41)	Municipal Building Authority Fund (43)
Revenue								
Taxes	0	0	0	0	0	0	0	0
Charges For Services	0	0	0	0	0	0	0	0
Contributions & Transfers	0	0	0	0	0	0	10,000	0
Intergovernmental	0	0	0	0	0	0	0	0
Miscellaneous Revenue	0	58,000	122,000	8,500	10,000	40,000	247,350	1,200
Licenses & Permits	0	0	0	0	0	0	0	0
Fines & Forfeitures	0	0	0	0	0	0	0	0
Debt Issuance	0	0	0	0	0	0	0	0
Appropriated Fund Balance	0	-56,000	-120,000	-159,650	-281,255	-485,816	263,171	7,553,800
Restricted Taxes	307,073	0	0	159,650	507,000	622,607	0	0
Revenue Total	**307,073**	**2,000**	**2,000**	**8,500**	**235,745**	**176,791**	**520,521**	**7,555,000**
Expense								
Operations	577	2,000	2,000	1,500	145,500	155,000	270,521	0
Capital (Projects & Equipment)	299,396	0	0	0	0	0	0	7,555,000
Transfers	7,100	0	0	7,000	17,745	21,791	250,000	0
Debt Service	0	0	0	0	72,500	0	0	0
Expense Total	**307,073**	**2,000**	**2,000**	**8,500**	**235,745**	**176,791**	**520,521**	**7,555,000**

FY 2024-25 Budget
Combined Fund Summary

Category	Park Impact Fund (44)	Street Impact Fund (45)	Drainage Impact Fund (47)	Fire Dept Impact Fund (48)	Police Dept Impact Fund (49)	Police Drug Seizures Fund (50)	Wastewater Collection Utility Fund	Refuse Collection Utility Fund (57)
Revenue								
Taxes	0	0	0	0	0	0	0	0
Charges For Services	3,200,000	2,000,000	500,000	550,000	190,000	0	6,075,000	9,040,000
Contributions & Transfers	0	0	0	0	0	0	22,767	0
Intergovernmental	325,000	0	0	0	0	0	0	0
Miscellaneous Revenue	350,000	100,000	20,000	100,000	48,000	38,500	350,000	2,000
Licenses & Permits	0	0	0	0	0	0	0	0
Fines & Forfeitures	0	0	0	0	0	0	0	0
Debt Issuance	0	0	0	0	0	0	0	0
Appropriated Fund Balance	2,526,031	5,860,000	300,000	1,260,100	-192,900	7,000	-960,986	-4,500
Restricted Taxes	0	0	0	0	0	0	0	0
Revenue Total	**6,401,031**	**7,960,000**	**820,000**	**1,910,100**	**45,100**	**45,500**	**5,486,781**	**9,037,500**
Expense								
Operations	60,000	50,000	20,000	10,100	10,100	20,500	2,677,918	8,587,500
Capital (Projects & Equipment)	1,467,869	100,000	0	1,900,000	35,000	25,000	2,515,000	0
Transfers	4,873,162	7,810,000	800,000	0	0	0	293,863	450,000
Debt Service	0	0	0	0	0	0	0	0
Expense Total	**6,401,031**	**7,960,000**	**820,000**	**1,910,100**	**45,100**	**45,500**	**5,486,781**	**9,037,500**

FY 2024-25 Budget
Combined Fund Summary

Category	Drainage Utility Fund (59)	Self Insurance Fund (63)	Public Transit System Fund (64)	Transit Tax Fund (65)	Housing Fund (69)	Perpetual Care Fund (74)	American Rescue Plan Grant Fund (75)	Johnson Dino Track Preservation (77)
Revenue								
Taxes	0	0	0	0	0	0	0	0
Charges For Services	5,400,000	0	1,299,082	0	0	120,000	0	0
Contributions & Transfers	0	0	501,500	0	0	0	0	0
Intergovernmental	0	0	2,628,562	0	0	0	4,166	0
Miscellaneous Revenue	40,000	1,268,667	816,000	700,000	3,000	10,000	0	1,000
Licenses & Permits	0	0	0	0	0	0	0	0
Fines & Forfeitures	0	0	0	0	0	0	0	0
Debt Issuance	0	0	0	0	0	0	0	0
Appropriated Fund Balance	2,275,935	-30,938	4,254,565	-3,905,107	7,960	221,500	0	6,403
Restricted Taxes	0	0	0	3,800,000	0	0	0	0
Revenue Total	**7,715,935**	**1,237,729**	**9,499,709**	**594,893**	**10,960**	**351,500**	**4,166**	**7,403**
Expense								
Operations	84,000	1,237,729	4,448,209	20,000	1,000	1,500	4,166	7,403
Capital (Projects & Equipment)	0	0	5,050,000	0	0	0	0	0
Transfers	7,631,935	0	1,500	574,893	9,960	350,000	0	0
Debt Service	0	0	0	0	0	0	0	0
Expense Total	**7,715,935**	**1,237,729**	**9,499,709**	**594,893**	**10,960**	**351,500**	**4,166**	**7,403**

FY 2024-25 Budget
Combined Fund Summary

Category	Museum Permanent Acquisition Fund (79)	Regional Airport Capital Projects Fund (88)	2007 Sales Tax Road Bond Fund (84)	Recreation Bond Project Fund (85)	Grand Total	% of Total
Revenue						
Taxes	0	0	0	0	62,086,000	12%
Charges For Services	0	0	0	0	193,156,081	37%
Contributions & Transfers	0	201,632	0	6,823,162	87,564,280	17%
Intergovernmental	0	17,500,000	0	350,000	46,848,931	9%
Miscellaneous Revenue	7,900	36,000	18,408	0	13,409,872	3%
Licenses & Permits	0	0	0	0	2,775,000	1%
Fines & Forfeitures	0	0	0	0	1,235,500	0%
Debt Issuance	0	0	0	0	0	0%
Appropriated Fund Balance	-2,400	-33,700	-17,408	6,485,000	97,467,781	18%
Restricted Taxes	0	0	0	0	22,857,363	4%
Revenue Total	**5,500**	**17,703,932**	**1,000**	**13,658,162**	**527,400,808**	**100%**
Expense						
Operations	500	2,500	1,000	0	222,040,653	42%
Capital (Projects & Equipment)	5,000	17,701,432	0	13,658,162	207,208,777	39%
Transfers	0	0	0	0	86,554,380	16%
Debt Service	0	0	0	0	11,596,998	2%
Expense Total	**5,500**	**17,703,932**	**1,000**	**13,658,162**	**527,400,808**	**100%**

FY 2024-25 Budget
Estimated Fund Balances

Fund Name	Beginning Balance as of 7.1.2023	FY 2024 Estimated Revenues	FY 2024 Estimated Expenses	Estimated Ending Balance	FY 2025 Estimated Revenues	FY 2025 Budgeted Expenses	Estimated Ending Balance
Major Funds							
10 - General Fund	30,427,571	118,911,068	118,911,068	30,427,571	112,144,994	112,144,994	30,427,571
27 - Transportation Improvement Fund	33,603,311	15,500,000	16,597,136	32,506,175	14,100,000	42,280,000	4,326,175
40 - Capital Equip Project Fund	52,967,154	29,145,986	16,855,221	65,257,919	4,507,750	35,487,104	34,278,565
51 - Water Utility & 81 - Impact Fund	21,581,741	40,137,462	35,884,370	25,834,833	48,335,300	57,188,770	16,981,363
53 - Electric Utility & 83 - Impact Fund	6,411,742	82,929,207	79,300,228	10,040,721	81,482,764	80,574,008	10,949,477
62 - Wastewater Treatment & 86 - Impact Fund	44,050,850	17,954,796	13,693,858	48,311,788	18,247,933	23,849,779	42,709,942
66 - Health Insurance Fund	3,214,629	13,070,175	11,526,250	4,758,554	12,764,555	12,548,850	4,974,259
80 - RAP Tax Fund	3,582,099	4,120,000	4,583,634	3,118,465	2,295,000	2,891,435	2,522,030
87 - Public Works Capital Projects Fund	395,017	31,392,009	31,352,336	434,690	65,733,000	65,735,300	432,390
Total Major Funds	196,234,114	353,160,703	328,704,101	220,690,716	359,611,296	432,700,240	147,601,772
Non-Major Funds							
21 - Community Resource Fund	100	18,992	11,696	7,396	9,960	9,960	7,396
26 - 2009 Airport Bond Debt Service Fund	103,080	705,200	702,873	105,407	701,200	701,400	105,207
28 - Recreation Bond Debt Service	54,679	1,841,100	1,842,773	53,006	1,836,033	1,841,033	48,006
29 - Spec. Assessment Debt Service	207,714	6,700	368	214,046	4,300	1,000	217,346
30 - Dixie Center Operations Fund	1,953,171	631,127	1,900,340	683,958	36,500	3,000	717,458
31 - Airport PFC Fund	1,486,158	584,283	1,591,772	478,669	565,000	204,632	839,037
32 - Community Development Block Grant Fund	15,458	1,474,128	1,514,128	-24,542	635,012	635,012	-24,542
33 - Tech Ridge CDA	0	0	0	0	307,073	307,073	0
35 - Dixie Center Area EDA Fund	1,509,199	613,780	279,930	1,843,049	58,000	2,000	1,899,049
36 - Ft. Pierce CDA #1	3,568,768	201,000	516,972	3,252,796	122,000	2,000	3,372,796
37 - Ft. Pierce CDA #2	306,829	176,300	7,658	475,471	168,150	8,500	635,121
38 - Central Business District CDA Fund	0	524,058	208,533	315,525	517,000	235,745	596,780
39 - Millcreek CDA Fund	1,493,900	700,472	169,693	2,024,679	662,607	176,791	2,510,495
41 - Economic Development Projects Fund	3,590,295	422,300	379,465	3,633,130	257,350	520,521	3,369,959
43 - Municipal Building Authority	22,689	11,112,500	3,217,282	7,917,907	1,200	7,555,000	364,107
44 - Park Impact Capital Projects	13,933,596	5,610,000	6,212,418	13,331,178	3,875,000	6,401,031	10,805,147
45 - Street Impact Capital Projects	9,505,203	4,500,000	6,149,500	7,855,703	2,100,000	7,960,000	1,995,703
47 - Drainage Impact Fund	1,073,124	1,080,000	1,420,000	733,124	520,000	820,000	433,124
48 - Fire Impact Fund	10,487,124	1,640,000	4,025,488	8,101,636	650,000	1,910,100	6,841,536
49 - Police Impact Fund	1,015,904	467,000	300,737	1,182,167	238,000	45,100	1,375,067
50 - Police Drug Seizures	367,118	102,000	43,000	426,118	38,500	45,500	419,118
52 - Wastewater Collection & 82 - Impact Fund	8,168,021	6,256,670	3,645,497	10,779,194	6,447,767	5,486,781	11,740,180
57 - Refuse Collection Utility Fund	516,111	8,522,000	8,415,983	622,128	9,042,000	9,037,500	626,628

FY 2024-25 Budget
Estimated Fund Balances

Fund Name	Beginning Balance as of 7.1.2023	FY 2024 Estimated Revenues	FY 2024 Estimated Expenses	Estimated Ending Balance	FY 2025 Estimated Revenues	FY 2025 Budgeted Expenses	Estimated Ending Balance
59 - Drainage Utility	2,219,796	5,580,000	2,608,458	5,191,338	5,440,000	7,715,935	2,915,403
63 - Self Insurance Fund	418,955	1,187,475	1,130,902	475,528	1,268,667	1,237,729	506,466
64 - Public Transit System (Suntran)	1,373,510	3,854,790	3,364,854	1,863,446	2,960,144	3,164,990	1,658,600
64 - Public Transit System (Zion)	14,900,000	5,750,918	5,041,982	15,608,936	2,285,000	6,334,719	11,559,217
65 - Transit Tax Fund	13,287,185	4,638,778	520,000	17,405,963	4,500,000	594,893	21,311,070
69 - Housing Program Fund	303,021	16,200	10,369	308,852	3,000	10,960	300,892
74 - Perpetual Care Fund	506,159	205,000	50,369	660,790	130,000	351,500	439,290
75 - ARPA Grant Fund	0	4,123,287	4,123,287	0	4,166	4,166	0
77 - Johnson Dino Track Preservation Fund	29,535	1,300	7,440	23,395	1,000	7,403	16,992
79 - Museum Permanent Acquisition Fund	63,207	13,500	369	76,338	7,900	5,500	78,738
84 - Sales Tax Bond Fund	380,178	25,800	737	405,241	18,408	1,000	422,649
85 - Recreation Bond Project Fund	0	16,025,583	275,583	15,750,000	7,173,162	13,658,162	9,265,000
88 - Airport Capital Projects Fund	797,649	22,027,115	21,952,015	872,749	17,737,632	17,703,932	906,449
Total Non-Major Funds	93,657,436	110,639,356	81,642,471	122,654,321	70,321,731	94,700,568	98,275,484
Total All Funds	**289,891,550**	**463,800,059**	**410,346,572**	**343,345,037**	**429,933,027**	**527,400,808**	**245,877,256**

***Revenue totals do not include "Appropriation of Fund Balance".**

FY 2024-25 Budget
Department Matrix

Department	General Fund	All Other Funds - Operations	All Other Funds - Infrastructure
Administrative Services	☑		
Airport	☑		☑
Budget & Financial Planning	☑		
City Manager	☑		
Community Development	☑		
Economic Development	☑		☑
Energy Services		☑	☑
Fire	☑		☑
Human Resources	☑		
Legal	☑		
Mayor & City Council	☑		
Operations	☑		
Parks & Community Services	☑		☑
Police	☑		☑
Public Works	☑	☑	☑
Water Services		☑	☑



GENERAL FUND

St.George
THE BRIGHTER SIDE

FY 2024-25 Budget
General Fund Overview

Total Expenditures
$112,144,994

Primary City Budget	Pays for the Majority of Services	Tax Supported

General Fund Services

- ☑ 24/7 Police Protection
- ☑ 24/7 Fire Protection
- ☑ 911 Dispatch
- ☑ Parks & Trails Maintenance
- ☑ Parks Programming & Events
- ☑ Parks Facilities
- ☑ Street & Traffic Signal Maintenance
- ☑ Transportation planning
- ☑ Development Services
- ☑ St. George Airport
- ☑ St. George Golf Courses
- ☑ Administration & Support

Quick Facts

14 Departmental budgets and over 50 divisional budgets

633.5 Full-Time Employees (73% of total city workforce)

Sales tax is by far the largest funding source for the General Fund, paying for 33% of the total budget.

Property tax is the 4th largest funding source for the General Fund, paying for 11% of the total budget. The Majority of property tax received goes to pay for Public Safety services.

FY 2024-25 Budget
General Fund Overview

Revenue

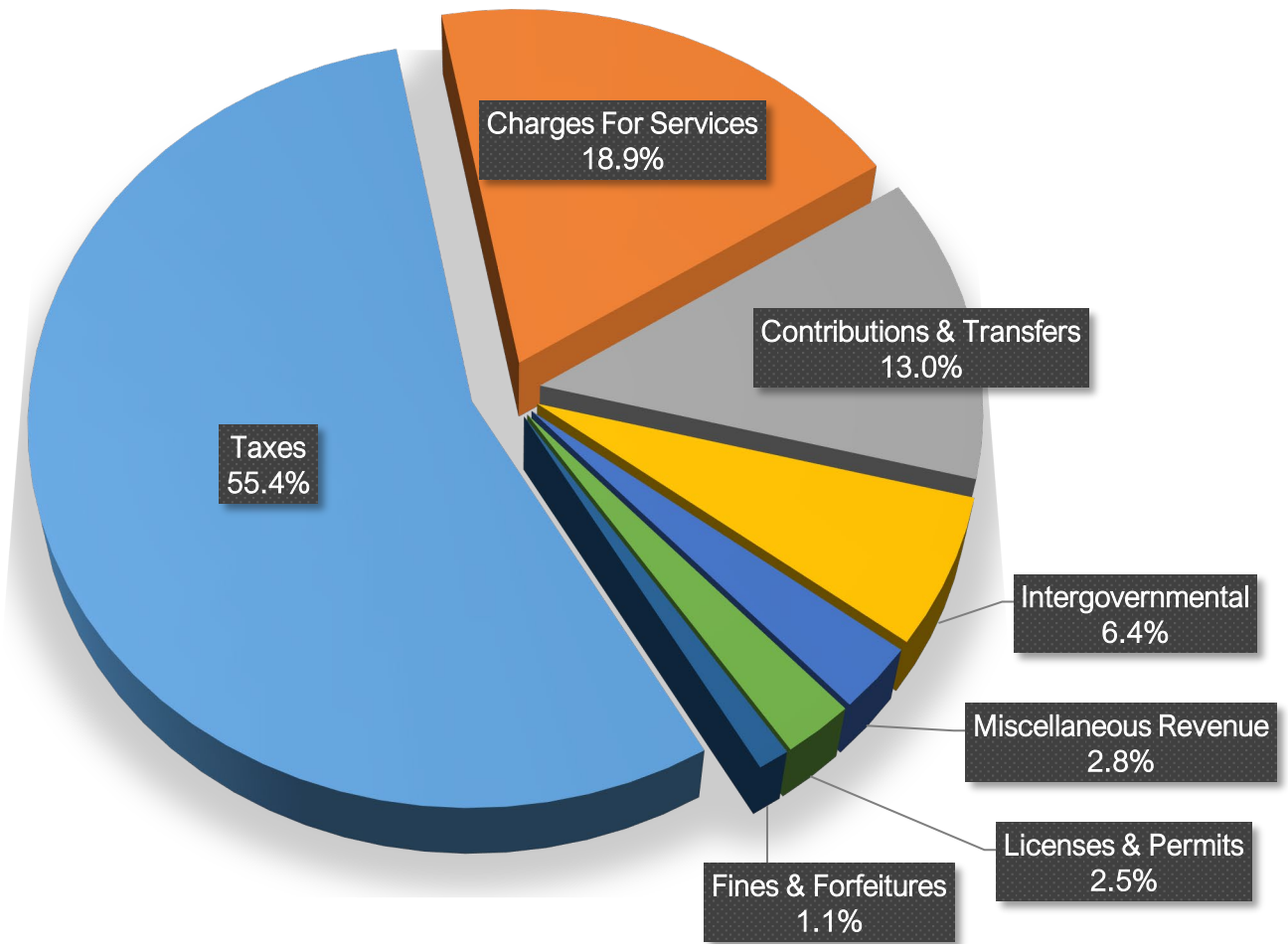

Expenses

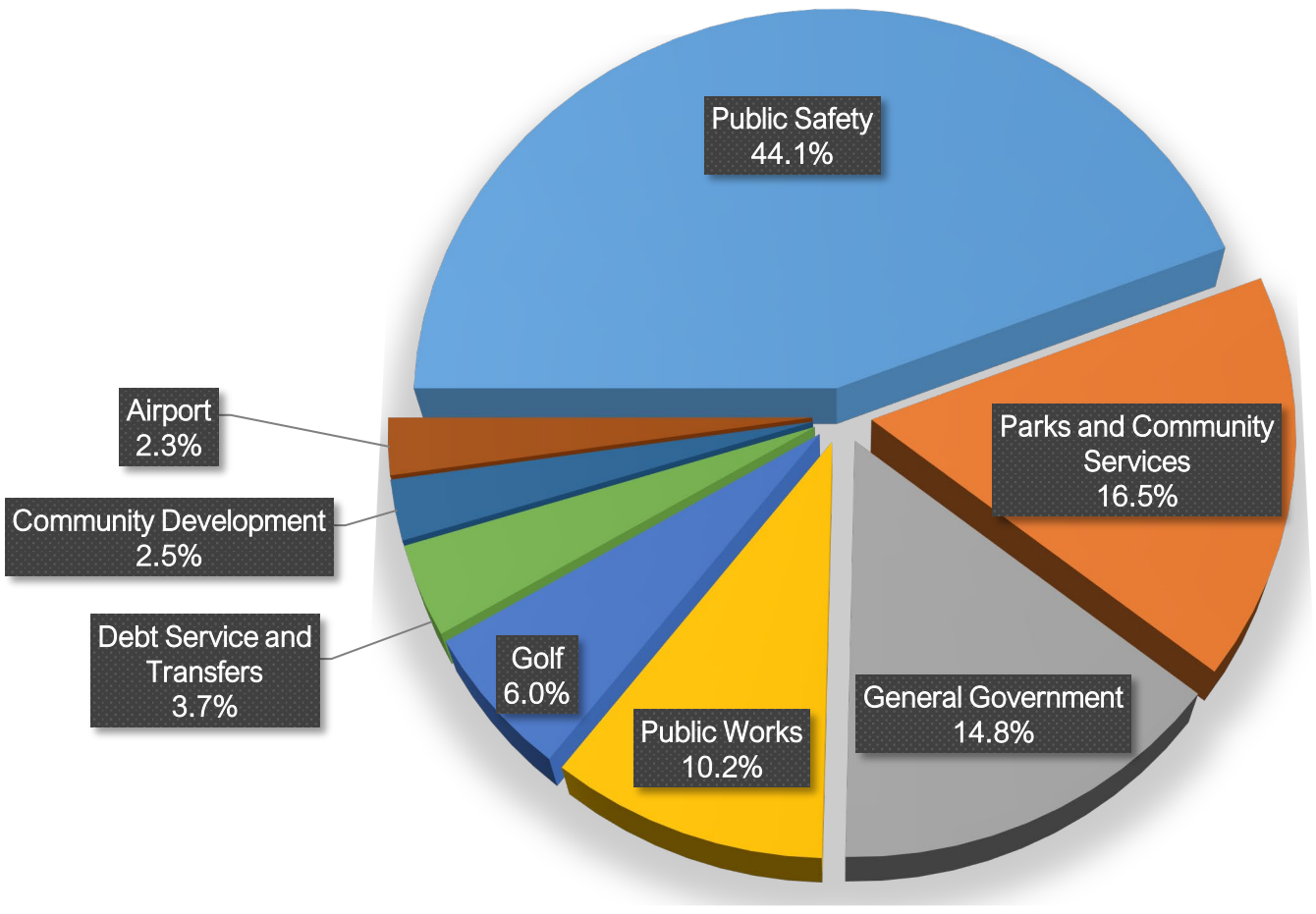

FY 2024-25 Budget
General Fund Highlights - Top 3 Council Priorities

Public Safety Investments

Police & Dispatch

- ☑ (9) New full-time positions
- ☑ (1) New full-time support position (IT Public Safety Technician)
- ☑ Employee compensation increases
- ☑ (22) replacement vehicles
- ☑ (9) new vehicles
- ☑ Continued investment in new equipment

Fire

- ☑ Employee compensation increases
- ☑ Replacement fire apparatus (year 2 payment)
- ☑ Self contained breathing apparatus replacement program
- ☑ Personnel protective gear replacement
- ☑ Thermal image camera replacements

Public Infrastructure and Transportation Investments

Public Works

- ☑ Continued funding levels for Pavement Management and Hazardous Sidewalk Programs

Core Municipal Services Investments

Public Works

- ☑ (2) new full-time positions
- ☑ Employee compensation increases
- ☑ VacCon replacement
- ☑ Mechanical sweeper replacement
- ☑ New trackhoe with fecon head
- ☑ Asphalt roller replacement
- ☑ (2) work vehicle replacements

Airport

- ☑ (1) new full-time position
- ☑ Employee compensation increases

FY 2024-25 Budget
General Fund - Fund Summary

Category	FY 2023 Actual	FY 2024 Adopted Budget	FY 2024 Projection	FY 2025 Budget	$ Diff	% Diff
Revenue						
Taxes	59,719,102	61,451,000	61,428,000	62,086,000	635,000	1.0%
Charges For Services	18,953,183	19,383,586	20,160,128	21,156,064	1,772,478	9.1%
Contributions & Transfers	15,386,194	13,481,393	18,608,226	14,598,676	1,117,283	8.3%
Intergovernmental	8,166,292	7,293,722	6,468,260	7,131,191	-162,531	-2.2%
Licenses & Permits	2,670,047	2,890,000	3,263,000	2,775,000	-115,000	-4.0%
Miscellaneous Revenue	4,764,326	2,308,000	7,755,213	3,162,563	854,563	37.0%
Fines & Forfeitures	1,245,105	1,120,000	1,228,241	1,235,500	115,500	10.3%
Revenue Total	**110,904,248**	**107,927,701**	**118,911,068**	**112,144,994**	**4,217,293**	**3.9%**
Expenses by Service						
Public Safety	36,360,457	47,660,598	46,587,333	49,479,469	1,818,871	3.8%
Parks and Community Services	15,664,985	17,480,168	21,493,921	18,478,561	998,393	5.7%
General Government	14,161,652	16,286,321	15,704,451	16,548,425	262,104	1.6%
Public Works	10,457,358	10,895,859	11,055,029	11,406,159	510,300	4.7%
Golf	7,605,828	6,656,003	6,708,332	6,695,677	39,674	0.6%
Debt Service and Transfers	11,621,937	3,736,788	12,495,389	4,180,973	444,185	11.9%
Community Development	2,232,516	2,631,289	2,444,537	2,759,471	128,182	4.9%
Airport	2,295,029	2,580,675	2,422,076	2,596,259	15,584	0.6%
Expense Total	**100,399,761**	**107,927,701**	**118,911,068**	**112,144,994**	**4,217,293**	**3.9%**
Expenses by Category						
Operations	76,912,274	92,965,608	89,249,897	100,357,388	7,391,780	8.0%
Capital (Projects & Equipment)	10,504,949	9,988,843	15,929,320	6,723,436	-3,265,407	-32.7%
Transfers	12,221,937	4,211,150	12,969,751	4,302,070	90,920	2.2%
Debt Service	760,600	762,100	762,100	762,100	0	0.0%
Expense Total	**100,399,761**	**107,927,701**	**118,911,068**	**112,144,994**	**4,217,293**	**3.9%**

FY 2024-25 Budget
General Fund - Property Tax Overview

Total Property Tax Levy

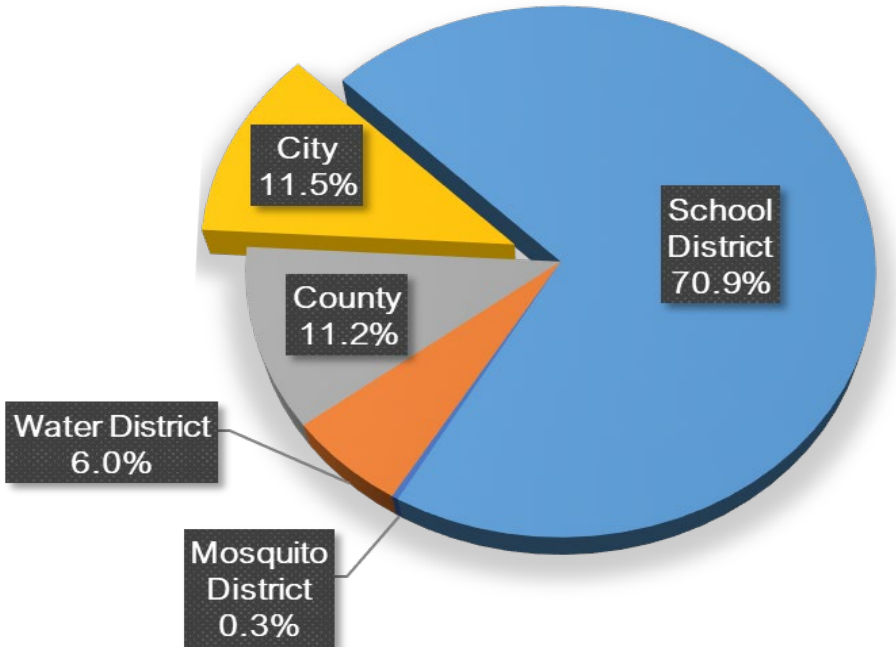

The city receives only 11.5% of the property taxes you pay each year. The majority goes to other taxing entities

The average primary homeowner pays $215.48 per year in property taxes for city services.

The majority of the property tax dollars that go to the city are used to pay for public safety services.

Historical Property Tax Rate - 10 Years

Fiscal Year	Property Tax Rate	% Change
2016	0.001599	
2017	0.001513	-5.4%
2018	0.001432	-5.4%
2019	0.001328	-7.3%
2020	0.001207	-9.1%
2021	0.001163	-3.6%
2022	0.001020	-12.3%
2023	0.000789	-22.6%
2024	0.000770	-2.4%
*2025	0.000770	0.0%

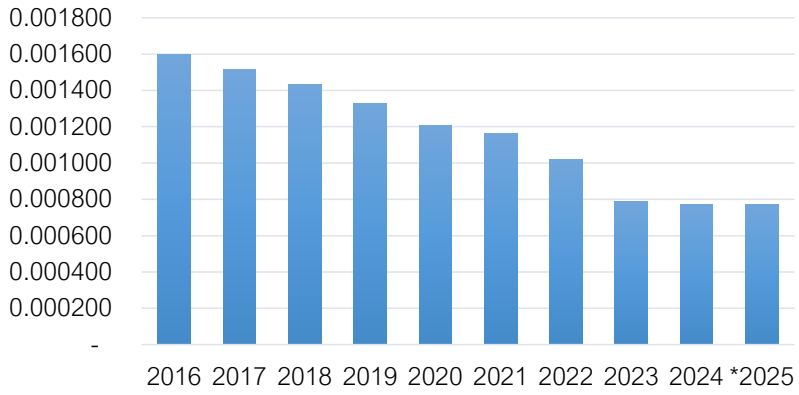

**The Certified Tax Rate will be finalized by the Utah Tax Commission and Washington County early June.*

FY 2024-25 Budget
General Fund - Sales Tax Overview

Total Sales Tax Levy

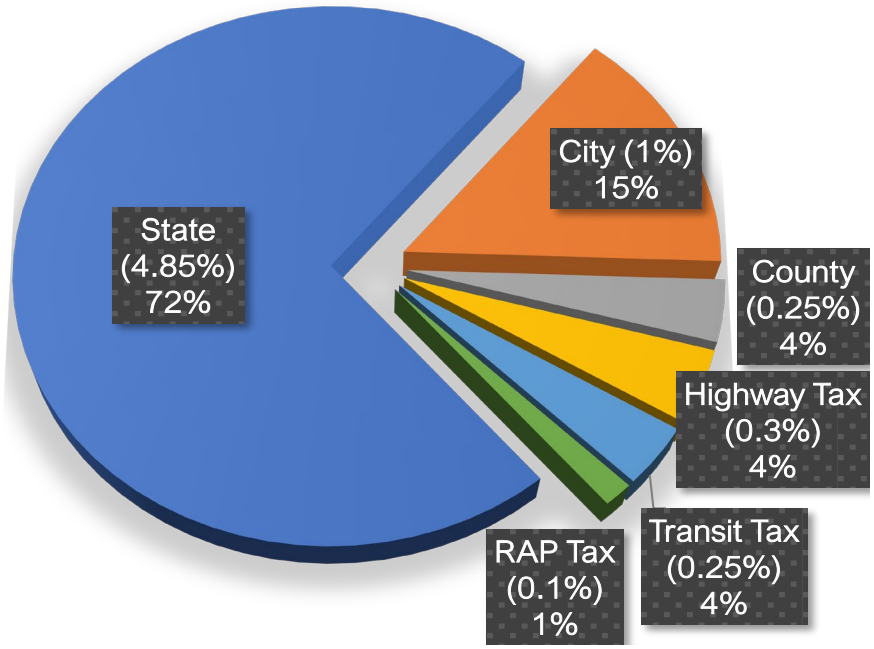

The Total Sales Tax Rate in St. George is 6.75%. The City receives only 15% of the total collection to provide General Fund Services.

Sales tax is by far the largest source of funding for General Fund Services. In the FY 2025 budget 33% of General Fund expenses are paid for by sales tax.

Approximately 29% of the sales tax collected in St. George comes from tourism activity.

Historical Sales Tax Collections - 10 Years

Fiscal Year	General Fund Collection	% Change
2016	17,665,339	
2017	19,268,824	9.1%
2018	21,067,521	9.3%
2019	22,299,586	5.8%
2020	24,321,782	9.1%
2021	29,967,205	23.2%
2022	35,030,370	16.9%
2023	36,296,307	3.6%
*2024	37,000,000	1.9%
*2025	37,370,000	1.0%

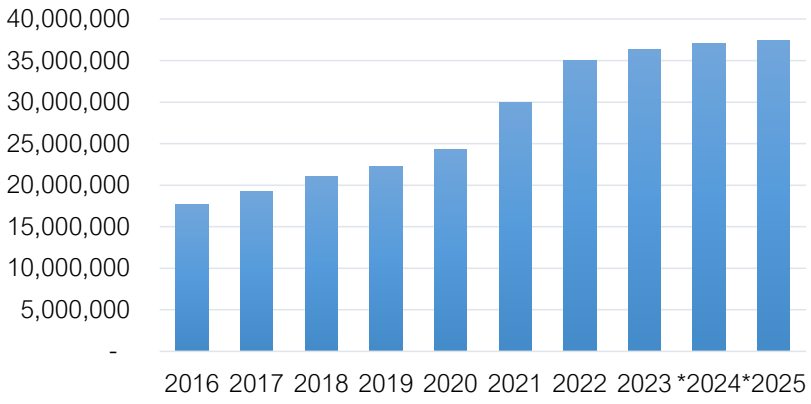

**Estimated total collection amount.*

FY 2024-25 Budget
General Fund - Revenue Detail

Revenue Source	FY 2023 Actual	FY 2024 Adopted Budget	FY 2024 Projection	FY 2025 Budget	$ Diff	% Diff
Revenue						
Taxes						
SALES TAX	36,296,307	38,000,000	37,000,000	37,370,000	-630,000	-1.7%
PROPERTY TAX	11,799,518	12,331,000	12,580,000	12,830,000	499,000	4.0%
FRANCHISE TAX	9,085,101	8,700,000	9,320,000	9,320,000	620,000	7.1%
INNKEEPER TAX	1,233,820	1,180,000	1,233,000	1,246,000	66,000	5.6%
FEE ASSESSED PROPERTY TAX	1,194,214	1,140,000	1,195,000	1,220,000	80,000	7.0%
DELINQUENT PROPERTY TAX	110,143	100,000	100,000	100,000	0	0.0%
Taxes Total	**59,719,102**	**61,451,000**	**61,428,000**	**62,086,000**	**635,000**	**1.0%**
Charges For Services						
GOLF	6,658,810	6,737,000	7,176,323	7,186,000	449,000	6.7%
AIRPORT	2,591,685	2,807,200	2,907,200	3,042,200	235,000	8.4%
RECREATION FEES	1,870,342	1,865,500	1,920,000	2,323,150	457,650	24.5%
E911 TELECOM FEES	1,853,853	1,930,000	1,861,000	1,900,000	-30,000	-1.6%
DISPATCH SERVICES	1,354,384	1,416,875	1,360,848	1,406,201	-10,674	-0.8%
RESOURCE OFFICER CONTRIB.	814,240	1,078,211	1,026,257	1,196,313	118,102	11.0%
MARATHON	862,671	815,000	1,000,000	1,000,000	185,000	22.7%
PLANNING & ENGINEERING FEES	681,375	545,000	615,500	620,500	75,500	13.9%
CEMETERY	389,205	370,000	400,000	535,000	165,000	44.6%
AQUATIC CENTER	495,780	485,000	515,000	530,000	45,000	9.3%
RECREATION FACILITIES RENTALS	303,271	300,000	350,000	400,000	100,000	33.3%
RECREATION CENTER	402,454	408,000	408,000	350,000	-58,000	-14.2%
REUSE CENTER FEES	195,794	181,000	205,300	203,000	22,000	12.2%
ARTS FACILITIES	187,968	164,100	162,700	182,000	17,900	10.9%
SWIMMING POOL	128,454	125,000	125,000	135,000	10,000	8.0%
SPECIAL POLICE SERVICES	87,340	105,700	72,000	76,700	-29,000	-27.4%
ARTS FESTIVAL	75,556	50,000	55,000	70,000	20,000	40.0%
Charges For Services Total	**18,953,183**	**19,383,586**	**20,160,128**	**21,156,064**	**1,772,478**	**9.1%**
Contributions & Transfers						
TRANSFERS FROM OTHER FUNDS	15,386,194	13,481,393	18,608,226	14,598,676	1,117,283	8.3%
Contributions & Transfers Total	**15,386,194**	**13,481,393**	**18,608,226**	**14,598,676**	**1,117,283**	**8.3%**
Intergovernmental						
CLASS C ROAD FUNDS	4,830,918	4,850,000	5,000,000	5,100,000	250,000	5.2%
STATE GRANTS	1,182,251	912,860	937,360	921,160	8,300	0.9%
FEDERAL GRANTS	1,963,250	1,330,862	343,203	920,031	-410,831	-30.9%
STATE LIQUOR FUND	189,872	200,000	187,697	190,000	-10,000	-5.0%
Intergovernmental Total	**8,166,292**	**7,293,722**	**6,468,260**	**7,131,191**	**-162,531**	**-2.2%**
Licenses & Permits						
BUILDING PERMITS	2,136,633	2,000,000	2,500,000	2,000,000	0	0.0%
BUSINESS LICENSES	455,108	700,000	740,000	750,000	50,000	7.1%
DOG LICENSES	26,555	30,000	23,000	25,000	-5,000	-16.7%
RENTAL ORDINANCE	50,850	160,000	0	0	-160,000	-100.0%
MISCELLANEOUS	900	0	0	0	0	0.0%
Licenses & Permits Total	**2,670,047**	**2,890,000**	**3,263,000**	**2,775,000**	**-115,000**	**-4.0%**
Miscellaneous Revenue						
INTEREST INCOME	3,800,661	1,500,000	5,057,000	2,120,563	620,563	41.4%
MISCELLANEOUS	401,663	523,000	719,000	585,000	62,000	11.9%
PROPERTY SALES	154,037	60,000	150,000	150,000	90,000	150.0%

FY 2024-25 Budget
General Fund - Revenue Detail

Revenue Source	FY 2023 Actual	FY 2024 Adopted Budget	FY 2024 Projection	FY 2025 Budget	$ Diff	% Diff
Revenue						
CONTRIB. FROM OTHER GOVT.	180,255	130,000	1,700,000	150,000	20,000	15.4%
GOLF	136,897	63,000	64,713	64,000	1,000	1.6%
MARATHON	51,001	3,800	40,000	50,000	46,200	1215.8%
SPECIAL POLICE SERVICES	25,221	16,500	15,000	32,500	16,000	97.0%
RECREATION FEES	14,500	11,600	8,000	8,500	-3,100	-26.7%
ARTS FACILITIES	91	100	1,500	2,000	1,900	1900.0%
Miscellaneous Revenue Total	**4,764,326**	**2,308,000**	**7,755,213**	**3,162,563**	**854,563**	**37.0%**
Fines & Forfeitures						
COURT FINES & OTHER FINES	1,245,105	1,120,000	1,228,241	1,235,500	115,500	10.3%
Fines & Forfeitures Total	**1,245,105**	**1,120,000**	**1,228,241**	**1,235,500**	**115,500**	**10.3%**
Revenue Total	**110,904,248**	**107,927,701**	**118,911,068**	**112,144,994**	**4,217,293**	**3.9%**

FY 2024-25 Budget
General Fund - Expense Detail

Department	FY 2023 Actual	FY 2024 Adopted Budget	FY 2024 Projection	FY 2025 Budget	$ Diff	% Diff
Expense						
General Government						
4110 - Mayor & City Council	761,557	802,471	777,022	829,393	26,922	3.4%
4131 - City Manager	1,654,688	995,207	946,718	1,028,626	33,419	3.4%
4135 - Human Resources	808,238	940,723	910,524	1,023,895	83,172	8.8%
4137 - Communications & Marketing	543,708	590,456	552,237	658,712	68,256	11.6%
4140 - Budget & Financial Planning	376,281	409,331	387,007	417,089	7,758	1.9%
4141 - Administrative Services/Finance	2,360,321	2,797,203	2,620,774	2,903,302	106,099	3.8%
4142 - Technology Services	2,160,046	2,600,554	2,587,392	2,612,219	11,665	0.4%
4145 - Legal Services	1,877,019	2,107,611	2,056,755	2,263,764	156,153	7.4%
4160 - Facilities Services	1,947,207	2,510,090	2,548,677	2,495,788	-14,302	-0.6%
4170 - Elections	0	245,000	232,976	1,000	-244,000	-99.6%
4440 - Fleet Maintenance	1,569,600	2,082,583	1,904,914	2,094,326	11,743	0.6%
4445 - Motor Pool	-1,359	0	0	0	0	0.0%
4652 - Economic Development	104,345	205,092	179,455	220,311	15,219	7.4%
General Government Total	**14,161,652**	**16,286,321**	**15,704,451**	**16,548,425**	**262,104**	**1.6%**
Public Safety						
4211 - Police	24,353,321	28,984,753	29,607,078	31,643,952	2,659,199	9.2%
4213 - Police Dispatch	3,560,863	4,651,375	4,253,017	5,255,272	603,897	13.0%
4220 - Fire Department	8,247,304	13,734,640	12,377,036	12,298,188	-1,436,452	-10.5%
Task Force	198,970	289,830	350,202	282,057	-7,773	-2.7%
Public Safety Total	**36,360,457**	**47,660,598**	**46,587,333**	**49,479,469**	**1,818,871**	**3.8%**
Airport						
5400 - Airport	2,295,029	2,580,675	2,422,076	2,596,259	15,584	0.6%
Airport Total	**2,295,029**	**2,580,675**	**2,422,076**	**2,596,259**	**15,584**	**0.6%**
Public Works						
4411 - Public Works Administration	359,653	412,160	386,540	428,228	16,068	3.9%
4413 - Streets	7,897,870	8,012,914	8,240,959	8,334,108	321,194	4.0%
4450 - Engineering	2,199,835	2,470,785	2,427,530	2,643,823	173,038	7.0%
Public Works Total	**10,457,358**	**10,895,859**	**11,055,029**	**11,406,159**	**510,300**	**4.7%**
Community Development						
4180 - Planning Commission	9,112	12,000	12,000	12,000	0	0.0%
4241 - Code Enforcement	147,646	167,236	137,553	176,127	8,891	5.3%
4653 - Development Services	2,075,758	2,452,053	2,294,984	2,571,344	119,291	4.9%
Community Development Total	**2,232,516**	**2,631,289**	**2,444,537**	**2,759,471**	**128,182**	**4.9%**
Golf						
Golf	7,605,828	6,656,003	6,708,332	6,695,677	39,674	0.6%
Golf Total	**7,605,828**	**6,656,003**	**6,708,332**	**6,695,677**	**39,674**	**0.6%**
Parks and Community Services						
4510 - Parks	6,953,184	7,826,964	8,022,524	7,816,533	-10,431	-0.1%
4511 - Design	851,993	525,030	4,462,625	581,849	56,819	10.8%
4555 - Nature Center & Youth Programs	317,248	358,788	360,781	589,333	230,545	64.3%
4556 - Softball Programs	366,086	424,877	395,609	458,551	33,674	7.9%
4557 - Sports Field Maintenance	595,564	717,525	716,515	1,120,442	402,917	56.2%
4558 - Special Events & Programs	550,111	580,791	611,490	663,138	82,347	14.2%
4559 - Youth and Adult Sports Programs	322,997	366,591	383,211	438,075	71,484	19.5%
4560 - Tennis & Pickleball	552,704	503,741	479,523	538,001	34,260	6.8%

FY 2024-25 Budget
General Fund - Expense Detail

Department	FY 2023 Actual	FY 2024 Adopted Budget	FY 2024 Projection	FY 2025 Budget	$ Diff	% Diff
Expense						
4561 - Recreation	484,328	545,134	510,171	818,362	273,228	50.1%
4562 - Exhibits and Collections	238,391	337,338	307,407	321,501	-15,837	-4.7%
4563 - Community Arts	318,687	400,002	382,903	433,669	33,667	8.4%
4564 - Historic Opera House	35,933	41,800	30,450	41,826	26	0.1%
4565 - Historic Courthouse	17,589	27,700	18,473	27,682	-18	-0.1%
4566 - Parks & Community Services Adminis	467,342	476,257	476,643	497,321	21,064	4.4%
4567 - Recreation Center	650,495	885,079	886,649	612,607	-272,472	-30.8%
4568 - Marathon	797,563	889,484	911,381	911,464	21,980	2.5%
4569 - Community Center	12,648	2,400	3,658	2,790	390	16.3%
4570 - Electric Theater	137,821	139,537	136,778	144,563	5,026	3.6%
4590 - Cemetery	508,190	699,954	695,661	651,462	-48,492	-6.9%
5600 - Swimming Pool	325,646	606,488	522,647	623,746	17,258	2.8%
5650 - Sand Hollow Aquatic Center	1,160,466	1,124,688	1,178,822	1,185,646	60,958	5.4%
Parks and Community Services Total	**15,664,985**	**17,480,168**	**21,493,921**	**18,478,561**	**998,393**	**5.7%**
Debt Service and Transfers						
4810 - Transfers To Other Funds	11,621,937	3,736,788	12,495,389	4,180,973	444,185	11.9%
Debt Service and Transfers Total	**11,621,937**	**3,736,788**	**12,495,389**	**4,180,973**	**444,185**	**11.9%**
Expense Total	**100,399,761**	**107,927,701**	**118,911,068**	**112,144,994**	**4,217,293**	**3.9%**

FY 2024-25 Budget
General Fund - 5 Year Historical

Revenue	FY 2019 Actuals	FY 2020 Actuals	FY 2021 Actuals	FY 2022 Actuals	FY 2023 Actuals
SALES TAX	22,299,586	24,321,782	29,967,205	35,030,370	36,296,307
TRANSFERS FROM OTHER FUNDS	11,064,066	9,776,558	10,874,570	11,597,491	15,386,194
PROPERTY TAX	9,331,024	9,959,589	10,539,991	11,104,995	11,799,518
FRANCHISE TAX	7,364,798	7,418,752	7,704,889	8,117,834	9,085,101
GOLF	4,777,653	4,754,392	6,059,275	6,744,873	6,795,707
CLASS C ROAD FUNDS	3,428,073	3,618,712	4,123,568	4,456,395	4,830,918
FEDERAL GRANTS	888,360	4,180,148	9,144,190	3,680,614	1,963,250
BUILDING PERMITS	2,108,720	3,198,399	2,814,089	3,200,299	2,136,633
AIRPORT	1,529,941	1,148,883	1,770,257	2,823,122	2,591,685
E911 TELECOM FEES	1,175,999	1,352,297	1,522,471	1,691,390	1,853,853
RECREATION FEES	1,369,061	1,160,830	1,425,539	1,686,979	1,884,842
FEE ASSESSED PROPERTY TAX	1,306,519	1,210,993	1,443,093	1,303,013	1,194,214
DISPATCH SERVICES	997,598	1,006,603	1,078,093	1,035,360	1,354,384
COURT FINES & OTHER FINES	1,096,043	1,006,288	966,626	1,027,531	1,245,105
PLANNING & ENGINEERING FEES	689,136	922,843	945,919	1,014,943	681,375
RESOURCE OFFICER CONTRIB.	690,446	556,020	707,808	749,770	814,240
MARATHON	561,128	87,020	36,256	737,842	913,672
MISCELLANEOUS	395,048	686,809	722,652	730,296	402,563
BUSINESS LICENSES	644,868	644,890	703,507	717,157	455,108
STATE GRANTS	136,670	180,980	402,780	638,074	1,182,251
CONTRIB. FROM OTHER GOVT.	163,806	158,108	137,314	581,469	180,255
CEMETERY	274,235	339,785	565,005	477,295	389,205
AQUATIC CENTER	438,457	299,691	367,440	453,501	495,780
INTEREST INCOME	954,025	811,666	257,965	437,060	3,800,661
RECREATION CENTER	316,231	258,224	326,125	389,518	402,454
SPECIAL POLICE SERVICES	91,170	156,536	160,151	320,514	112,561
RECREATION FACILITIES RENTALS	85,733	156,529	332,097	287,117	303,271
REUSE CENTER FEES	121,041	145,073	158,901	224,177	195,794
RENTAL ORDINANCE	147,440	138,419	158,410	162,490	50,850
ARTS FACILITIES	107,122	81,034	87,584	158,819	188,059
STATE LIQUOR FUND	146,757	116,938	117,250	141,944	189,872
SWIMMING POOL	104,700	124,604	154,956	126,975	128,454
DELINQUENT PROPERTY TAX	184,030	279,746	197,363	120,921	110,143
PROPERTY SALES	71,177	66,388	112,724	120,320	154,037
ARTS FESTIVAL	45,709	6,572	51,907	47,332	75,556
DOG LICENSES	39,012	29,390	35,880	33,285	26,555
INNKEEPER TAX	0	0	0	0	1,233,820
Total Revenue	**75,145,383**	**80,361,492**	**96,173,848**	**102,171,085**	**110,904,248**
Expenditures by Function					
Public Safety	23,495,186	25,638,558	26,065,905	31,149,473	36,360,457
Parks and Community Services	14,109,734	13,192,007	12,161,228	15,105,248	15,664,985
General Government	10,891,230	11,118,843	13,984,310	13,191,584	14,161,652
Debt Service and Transfers	7,105,095	8,963,449	21,341,750	18,066,080	11,621,937
Public Works	7,426,837	7,554,704	6,741,457	7,787,610	10,457,358
Golf	5,908,240	5,613,939	5,871,481	6,500,219	7,605,828
Airport	2,593,104	3,296,646	2,846,911	3,098,059	2,295,029
Community Development	1,987,685	2,089,003	1,841,366	2,210,891	2,232,516
Total Expense	**73,517,111**	**77,467,150**	**90,854,409**	**97,109,163**	**100,399,761**
Expenditures by Type					
Operations	57,638,605	60,495,219	63,341,588	69,190,919	76,912,274
Transfers	7,705,095	9,563,449	21,341,750	18,666,080	12,221,937
Capital (Projects & Equipment)	7,412,061	6,645,508	5,412,596	8,487,500	10,504,949
Debt Service	761,350	762,975	758,475	764,665	760,600
Total Expense	**73,517,111**	**77,467,150**	**90,854,409**	**97,109,163**	**100,399,761**

FY 2024-25 Budget
General Fund - General Government

Service Area Overview

General Government services in the General Fund are comprised of departments that provide leadership, oversight, management and administrative and technical support to all city departments. Departments included in this service area are highlighted below.

Departments	FY 2023 Actuals	FY 2024 Adopted Budget	FY 2024 Amended Budget	FY 2025 Budget	$ Diff from Adopted	% Diff from Adopted	# of Full-Time Personnel
4110 - Mayor & City Council	761,557	802,471	802,471	829,393	26,922	3.4%	-
4131 - City Manager	1,654,688	995,207	1,006,006	1,028,626	33,419	3.4%	4.00
4170 - Elections	0	245,000	245,000	1,000	-244,000	-99.6%	-
4135 - Human Resources	808,238	940,723	940,723	1,023,895	83,172	8.8%	7.00
4652 - Economic Development	104,345	205,092	205,092	220,311	15,219	7.4%	1.00
4137 - Communications & Marketing	543,708	590,456	590,456	658,712	68,256	11.6%	3.00
4140 - Budget & Financial Planning	376,281	409,331	414,056	417,089	7,758	1.9%	2.00
4141 - Administrative Services/Finance	2,360,321	2,797,203	2,797,733	2,903,302	106,099	3.8%	22.00
4445 - Motor Pool	-1,359	0	0	0	0	0.0%	-
4145 - Legal Services	1,877,019	2,107,611	2,107,611	2,263,764	156,153	7.4%	14.00
4142 - Technology Services	2,160,046	2,600,554	2,600,554	2,612,219	11,665	0.4%	13.00
4160 - Facilities Services	1,947,207	2,510,090	2,570,090	2,495,788	-14,302	-0.6%	15.00
4440 - Fleet Maintenance	1,569,600	2,082,583	2,082,583	2,094,326	11,743	0.6%	16.50
Grand Total	**14,161,652**	**16,286,321**	**16,362,375**	**16,548,425**	**262,104**	**1.6%**	**97.50**

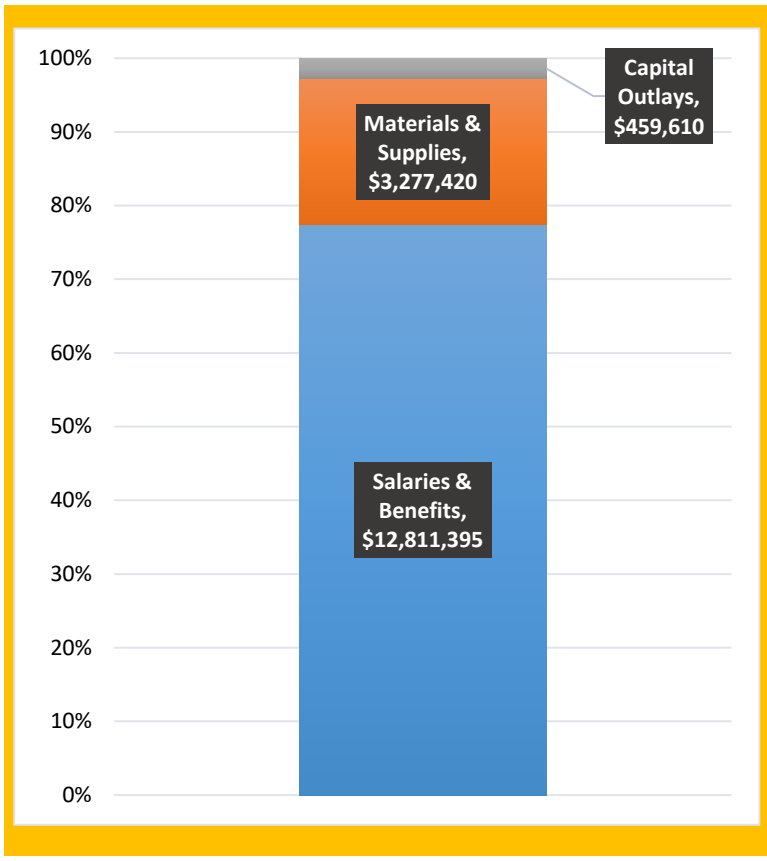

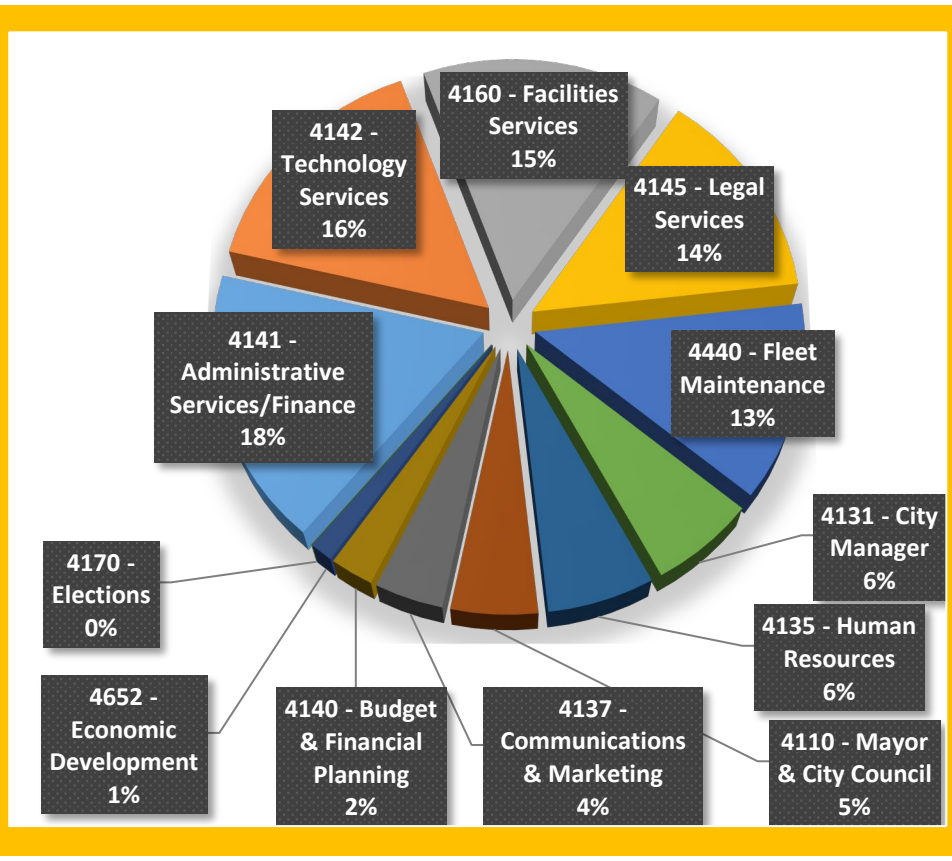

FY 2024-25 Budget
General Fund - General Government - Mayor & City Council

Department Overview

The City of St. George operates under a Six-Member Council form of government, of which one member is the Mayor. The Mayor and Councilmembers are elected at large to serve four-year staggered terms. The Mayor serves as the chairperson of the Council and presides at all council meetings. The Mayor and City Council are the legislative and governing body of the city and have the duty to exercise and discharge all of the rights, powers, privileges and authority conferred upon them by State law and other laws of the city. The City Council convenes on the 1st and 3rd Thursday of every month whereby they review and vote on the passage of all ordinances, resolutions, and other City business for the betterment of the community.

Department's Responsibilities

1. Provide executive leadership.
2. Vision, guidance, strategy, and long-range planning.
3. Policy setting.
4. Adoption of the city budget.
5. Enact law.
6. Intergovernmental relations and representation.
7. Community engagement and citizen relations.
8. Economic development business engagement.

Council Goals

- ☑ Be Great at the Basics
- ☑ Deliver Exceptional Experiences
- ☑ Support & Sustain a Strong Economy
- ☑ Encourage Community & Connection
- ☑ Maintain Financial Strength
- ☑ Sustain Organizational Excellence

Council Priorities



FY 2024-25 Budget
General Fund - General Government - Mayor & City Council

Top Three Accomplishments During FY 2024

Voters overwhelmingly passed the 25 year, $29 million Trails, Parks and Recreation General Obligation Bond that the City Council put on the November 2023 ballot. The G.O. Bond will help fund a wide variety of trail additions and improvements, facility upgrades such as the expansion of the Dixie Sunbowl and much-needed replacement of playground equipment at our City Parks.

In FY 2024 the City broke ground on several major new city facilities including the relocation of Fire Stations 1 and construction of the new Fire Station 10, as well as construction of the new City Hall at Town Square and parking structure. These public buildings are the result of years of saving in our general fund toward capital projects and will serve our growing community far into the future.

The City Council approved an amendment to the Tech Ridge CDA Plan and Budget, paving the way for the development of Tech Ridge at the site of the old airport. This development will bring thousands of new high paying jobs to the community, diversify the local economy through growth of the tech sector, and provide for a significant positive economic impact for the community.

Related General Fund Budgets

Mayor & City Council (4110)

FY 2024-25 Budget
General Fund - General Government - Mayor & City Council

Department Position Overview

There are no full-time positions funded in this department

Authorized FT	
2021	0
2022	0
2023	0
2024	0
2025	0

Summary of Expenses by Category

Expense Summary	FY 2022 Actuals	FY 2023 Actuals	FY 2024 Adopted Budget	FY 2024 Projected	FY 2025 Budget	$ Diff (Budget vs. Budget)
Salaries & Benefits	265,901	291,214	328,671	303,637	344,669	15,998
Materials & Supplies	430,595	442,656	473,800	473,385	484,724	10,924
Capital Outlays	0	27,687	0	0	0	0
Grand Total	**696,495**	**761,557**	**802,471**	**777,022**	**829,393**	**26,922**

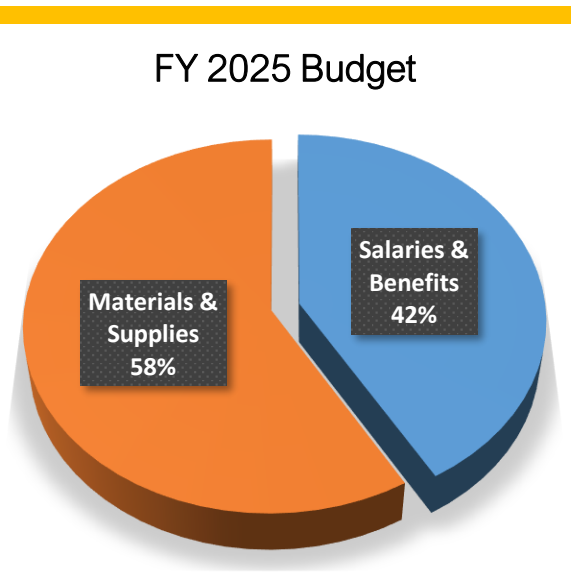

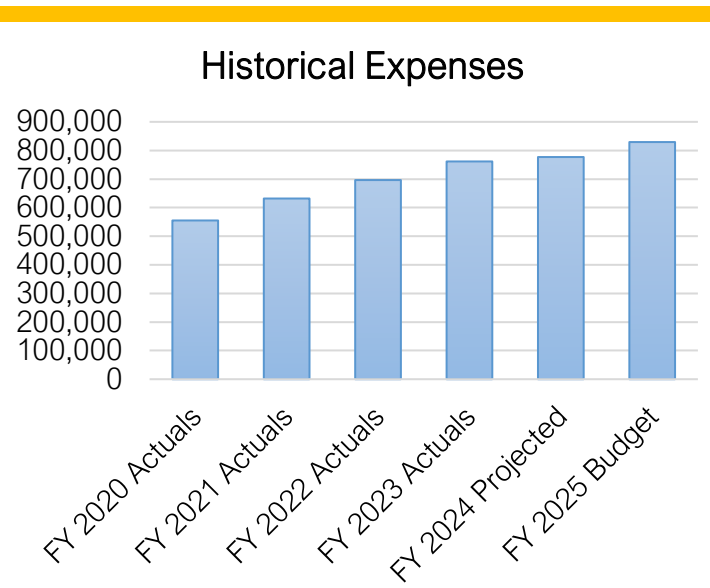

Summary of Capital Outlay

There are no capital outlay requests this fiscal year.

FY 2024-25 Budget
General Fund - Mayor & City Council - Line Item Budget

Account Number	FY 2023 Actuals	FY 2024 Adopted Budget	FY 2024 Amended Budget	FY 2024 12-Month Estimate	FY 2025 Dept Request	FY 2025 Budget
10-4110-1200 - Salaries & Wages Part/Time	161,368	179,076	179,076	164,165	193,965	195,555
10-4110-1300 - Fica	11,928	13,701	13,701	11,895	14,836	14,962
10-4110-1310 - Insurance Benefits	91,793	106,900	106,900	100,998	104,421	104,445
10-4110-1320 - Retirement Benefits	26,125	28,994	28,994	26,579	29,461	29,707
Salaries & Benefits Total	**291,214**	**328,671**	**328,671**	**303,637**	**342,683**	**344,669**
10-4110-2100 - Subscriptions & Memberships	87,713	99,500	99,500	107,277	117,935	110,601
10-4110-2300 - Travel & Training	36,605	38,000	38,000	38,000	38,000	38,000
10-4110-2400 - Office Supplies	308	500	500	500	500	500
10-4110-2500 - Equip Supplies & Maintenance	12,039	12,500	12,500	12,500	12,500	12,500
10-4110-2800 - Telephone	511	1,000	1,000	800	1,000	1,000
10-4110-2910 - Power Bills	3,267	3,600	3,600	3,500	3,600	3,600
10-4110-3100 - Professional & Tech. Services	31,500	61,000	61,000	54,300	61,000	61,000
10-4110-5100 - Insurance And Surety Bonds	4,471	5,700	5,700	4,508	5,523	5,523
10-4110-6100 - Sundry Charges	266,242	252,000	252,000	252,000	252,000	252,000
Materials & Supplies Total	**442,656**	**473,800**	**473,800**	**473,385**	**492,058**	**484,724**
10-4110-7400 - Equipment Purchases	27,687	0	0	0	0	0
Capital Outlays Total	**27,687**	**0**	**0**	**0**	**0**	**0**
Grand Total	**761,557**	**802,471**	**802,471**	**777,022**	**834,741**	**829,393**

FY 2024-25 Budget
General Fund - General Government - City Manager

Department Overview

The City Manager's Office is the principal liaison between the City Council, city departments, and our citizens which includes conducting City Council meetings; recommending adoption of measures and ordinances; and directing their enforcement. The City Manager's Office is responsible for the executive leadership, direction, oversight, and overall management of the organization. The City Manager's Office also works with intergovernmental partners to prudently and resourcefully preserve and deliver services to our community. We are stewards of municipal records by maintaining, protecting, and providing a transparent and historical accounting of City business. The City Manager's Office also provides information to residents about current City services, programs, and events.

Department's Responsibilities

1. Provide leadership and management.
2. Recommends and implements policies.
3. Provides strategy, guidance, and philosophy.
4. Provides oversight and long-range planning.
5. Liaison between the City Council and City Depts.
6. Maintains, protects, and reports municipal records.
7. Public information and citizen relations.
8. Intergovernmental relations and affairs.

Council Goals We Achieve

☑ Be Great at the Basics	☑ Deliver Exceptional Experiences	☑ Support & Sustain a Strong Economy
☑ Encourage Community & Connection	☑ Maintain Financial Strength	☑ Sustain Organizational Excellence

Department's Top Three Goals

As an organization and workforce, we will strive for continual improvement in our practices and core values to respond to the dynamic complexity of our organization and community.	Protect, maintain, and improve basic core municipal services to our citizens through financial stability and resiliency where we strive to balance taxpayer dollars, user fees, and other financial resources with the costs of investing in, and preserving the community's priorities.	Strengthen communication and improve citizens' and businesses' awareness and understanding of the city, its programs and its services, using a broad range of communication tools; and also encourage citizen involvement in community events.

FY 2024-25 Budget
General Fund - General Government - City Manager

Department Performance Measures	FY 22/23 Actual	FY 23/24 Estimate	Target / Goal
Maintain a Fund Balance Reserve in the General Fund of at least 20% of the Next Fiscal Year's Budgeted Revenue Amount.	25.00%	28.000%	25.00%
Maintain high quality bond ratings for the City, especially with G.O. Bonds and Sales Tax Revenue Bonds.	S&P AA - G.O. AA - Sales Tax	S&P AA+ - G.O. AAA - Sales Tax	S&P AAA

Top Three Accomplishments During FY 2024

Recruitment and recommendation to appoint multiple key leadership positions during FY 2024 including the City Attorney, Energy Director, Human Resources Director, Economic Development Director, and Community Development Director.

Completion of major city initiatives including the 2023 Trails, Parks and Recreation G.O. Bond, amendment of the Tech Ridge CDA, the 2024 Council Goals Retreat, and implementation of the Managed Competition program.

Receipt of AA+ bond rating for the 2023 Trails, Parks and Recreation General Obligation Bond and upgrade to AAA for the City Hall Sales Tax Revenue Bond. These are the two highest bond ratings an agency can receive and are the highest bond ratings in the city's history. The receipt of these ratings is a major achievement for the city and is a testament to the strong financial position of the city due to the practices and decisions made by current and past city leadership and staff. These ratings will save tax payers significant interest expense on the issuance of debt.

Related General Fund Budgets

City Manager (4131)

Elections (4170)

FY 2024-25 Budget
General Fund - General Government - City Manager

Department Overview

The City Manager's Budget includes all activities of the City Manager's Office, Government Affairs and City Recorder.

Department Position Overview

	Authorized FT	
City Manager	2021	4
Government Affairs Director	2022	6
City Recorder	2023	7
Administrative Professional III	2024	4
	2025	4

Summary of Expenses by Category

Expense Summary	FY 2022 Actuals	FY 2023 Actuals	FY 2024 Adopted Budget	FY 2024 Projected	FY 2025 Budget	$ Diff (Budget vs. Budget)
Salaries & Benefits	1,161,034	1,463,903	816,187	770,000	849,469	33,282
Materials & Supplies	98,741	189,797	179,020	176,718	179,157	137
Capital Outlays	0	988	0	0	0	0
Grand Total	**1,259,775**	**1,654,688**	**995,207**	**946,718**	**1,028,626**	**33,419**

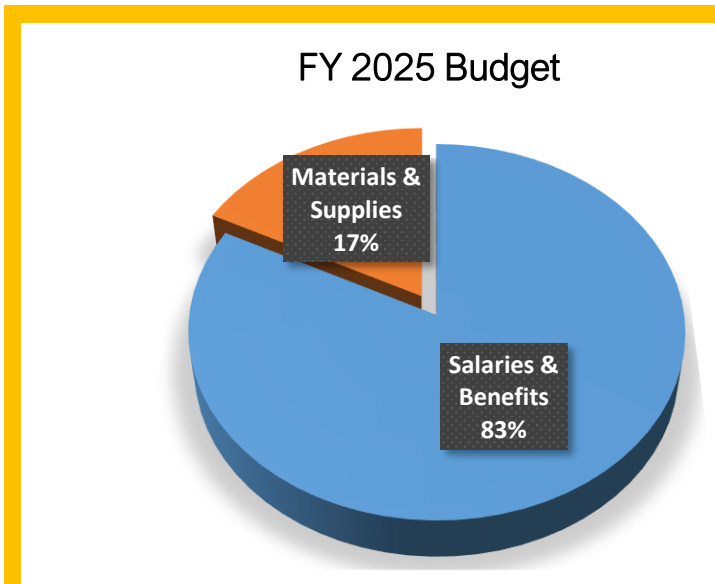

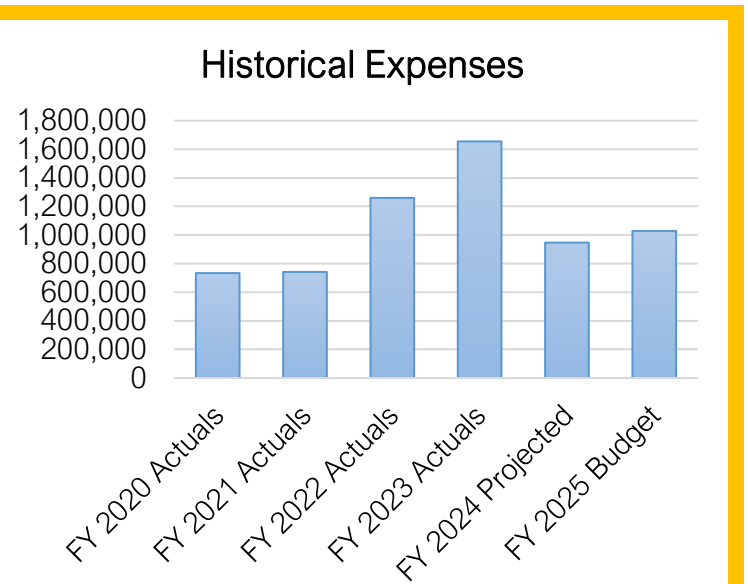

Summary of Capital Outlay

There are no capital outlay requests this fiscal year.

FY 2024-25 Budget
General Fund - City Manager - Line Item Budget

Account Number	FY 2023 Actuals	FY 2024 Adopted Budget	FY 2024 Amended Budget	FY 2024 12-Month Estimate	FY 2025 Dept Request	FY 2025 Budget
10-4131-1100 - Salaries & Wages Full/Time	1,114,107	585,042	593,762	560,000	644,381	620,897
10-4131-1234 - Citywide Employee Recognitions	0	24,000	24,000	24,000	24,000	24,000
10-4131-1300 - Fica	73,206	46,592	47,259	36,000	51,132	49,334
10-4131-1310 - Insurance Benefits	100,586	56,508	56,508	54,000	51,492	51,117
10-4131-1320 - Retirement Benefits	176,004	104,045	105,457	96,000	108,601	104,121
Salaries & Benefits Total	**1,463,903**	**816,187**	**826,986**	**770,000**	**879,606**	**849,469**
10-4131-2100 - Subscriptions & Memberships	2,281	5,150	5,150	5,150	4,189	4,189
10-4131-2200 - Ordinances & Publications	199	500	500	0	500	500
10-4131-2300 - Travel & Training	36,825	32,870	32,870	32,870	36,815	36,815
10-4131-2400 - Office Supplies	2,000	2,600	2,600	2,200	2,600	2,600
10-4131-2430 - Computer Software	19,938	1,800	1,800	1,800	820	820
10-4131-2500 - Equip Supplies & Maintenance	24,093	13,500	13,500	16,500	13,500	13,500
10-4131-2680 - Fleet Maintenance	0	0	0	18	0	0
10-4131-2700 - Special Departmental Supplies	25	800	800	800	800	800
10-4131-2710 - Internal Training	0	5,000	5,000	5,000	5,000	5,000
10-4131-2800 - Telephone	5,372	6,200	6,200	6,200	4,860	4,860
10-4131-3100 - Professional & Tech. Services	94,273	98,000	98,000	96,840	97,840	97,840
10-4131-5100 - Insurance And Surety Bonds	2,722	5,600	5,600	4,340	7,378	5,233
10-4131-6100 - Sundry Charges	2,070	7,000	7,000	5,000	7,000	7,000
Materials & Supplies Total	**189,797**	**179,020**	**179,020**	**176,718**	**181,302**	**179,157**
10-4131-7400 - Equipment Purchases	988	0	0	0	0	0
Capital Outlays Total	**988**	**0**	**0**	**0**	**0**	**0**
Grand Total	**1,654,688**	**995,207**	**1,006,006**	**946,718**	**1,060,908**	**1,028,626**

FY 2024-25 Budget
General Fund - General Government - Elections

Department Overview

The City's six-member Mayor and Council are selected through a municipal election process conducted every two years. The Mayor and two Council members are elected in one municipal election for a four-year term. The remaining three Council members are elected in the alternating municipal election and also serve a four-year term. The City Recorder is responsible for supervising all municipal elections and compliance with state law requirements. Special elections may also occur for the citizens' approval to issue general obligation debt or to approve other taxes. The City utilizes the vote-by-mail system and division expenses generally include voting supplies and contracted services for voting judges.

Department Position Overview

There are no positions funded in this division

Authorized FT	
2021	0
2022	0
2023	0
2024	0
2025	0

Summary of Expenses by Category

Expense Summary	FY 2022 Actuals	FY 2023 Actuals	FY 2024 Adopted Budget	FY 2024 Projected	FY 2025 Budget	$ Diff (Budget vs. Budget)
Materials & Supplies	167,378	0	245,000	232,976	1,000	-244,000
Grand Total	**167,378**	**0**	**245,000**	**232,976**	**1,000**	**-244,000**

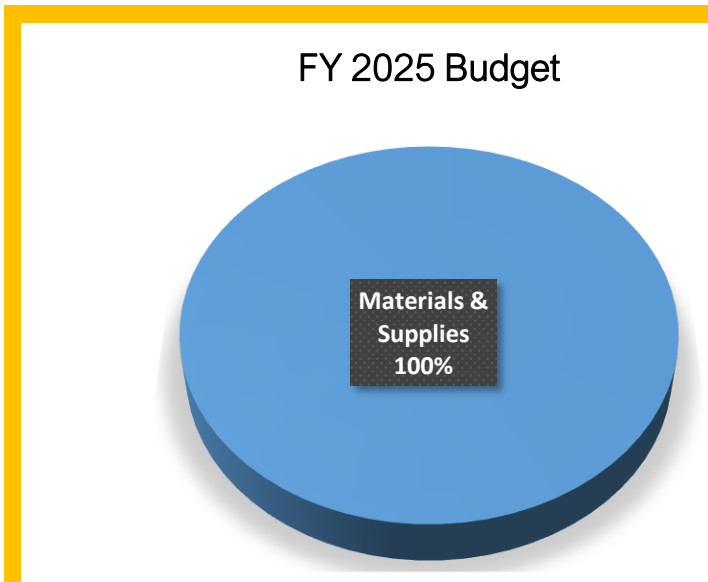

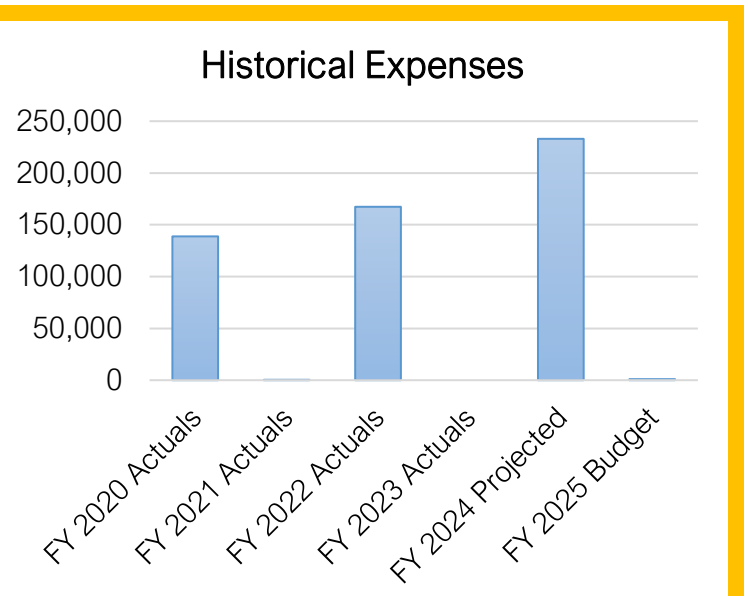

Summary of Capital Outlay

There are no capital outlay requests this fiscal year.

FY 2024-25 Budget
General Fund - Elections - Line Item Budget

Account Number	FY 2023 Actuals	FY 2024 Adopted Budget	FY 2024 Amended Budget	FY 2024 12-Month Estimate	FY 2025 Dept Request	FY 2025 Budget
10-4170-2700 - Special Departmental Supplies	0	3,000	3,000	5	1,000	1,000
10-4170-3100 - Professional & Tech. Services	0	242,000	242,000	232,971	0	0
Materials & Supplies Total	**0**	**245,000**	**245,000**	**232,976**	**1,000**	**1,000**
Grand Total	**0**	**245,000**	**245,000**	**232,976**	**1,000**	**1,000**

FY 2024-25 Budget
General Fund - General Government - Human Resources

Department Overview

The Human Resources Department is responsible for recruiting, employment, benefits, compensation, payroll, training, and employee relations. They provide these services for over 800 full-time employees and 450 to 500 part-time employees, depending on hiring needs. The number one goal of the department is to be a responsive, valuable, and credible resource to the City and to each employee

Department's Responsibilities

1. Talent acquisition.
2. Compensation.
3. Benefits
4. Employee support and relations.
5. Payroll
6. Champion employee development.
7. Encourage new ideas and solve challenges.
8. Model compassionate leadership.

Council Goals We Achieve

☑ Be Great at the Basics	☑ Deliver Exceptional Experiences	☐ Support & Sustain a Strong Economy
☐ Encourage Community & Connection	☐ Maintain Financial Strength	☑ Sustain Organizational Excellence

Department's Top Three Goals

Anticipating and meeting the changing needs of the workforce	Enhancing services through technology.	Valuing, encouraging, and supporting a diverse workforce.

FY 2024-25 Budget
General Fund - General Government - Human Resources

Department Performance Measures	FY 22/23 Actual	FY 23/24 Estimate	Target / Goal
Number of full-time employees at 2/5/24	747	777	800
Open full-time positions percentage at 2/5/24	9.50%	9.00%	9.50%
Number of participants in the City's Wellness Program 1/31/24	602	548	700

Top Three Accomplishments During FY 2024

Initiated personnel policy updates to align with current regulations and updated processes.

Developed ESS online training and incorporated into new hire orientation and made it available to all employees on e-net to reduce time entry errors and employee dissatisfaction.

Developed PTO/Holiday calculator (available on the e-net) allowing employees to forecast leave accruals for planning purposes and to ensure available time for future utilization.

Related General Fund Budgets

Human Resources (4135)

FY 2024-25 Budget
General Fund - General Government - Human Resources

Department Position Overview

	Authorized FT	
Human Resources Director	2021	6
Human Resources Administrator (5)	2022	7
Payroll Coordinator	2023	7
	2024	7
	2025	7

Summary of Expenses by Category

Expense Summary	FY 2022 Actuals	FY 2023 Actuals	FY 2024 Adopted Budget	FY 2024 Projected	FY 2025 Budget	$ Diff (Budget vs. Budget)
Salaries & Benefits	631,350	714,677	842,203	808,987	820,109	-22,094
Materials & Supplies	76,944	93,560	98,520	101,537	103,786	5,266
Capital Outlays	0	0	0	0	100,000	100,000
Grand Total	**708,294**	**808,238**	**940,723**	**910,524**	**1,023,895**	**83,172**

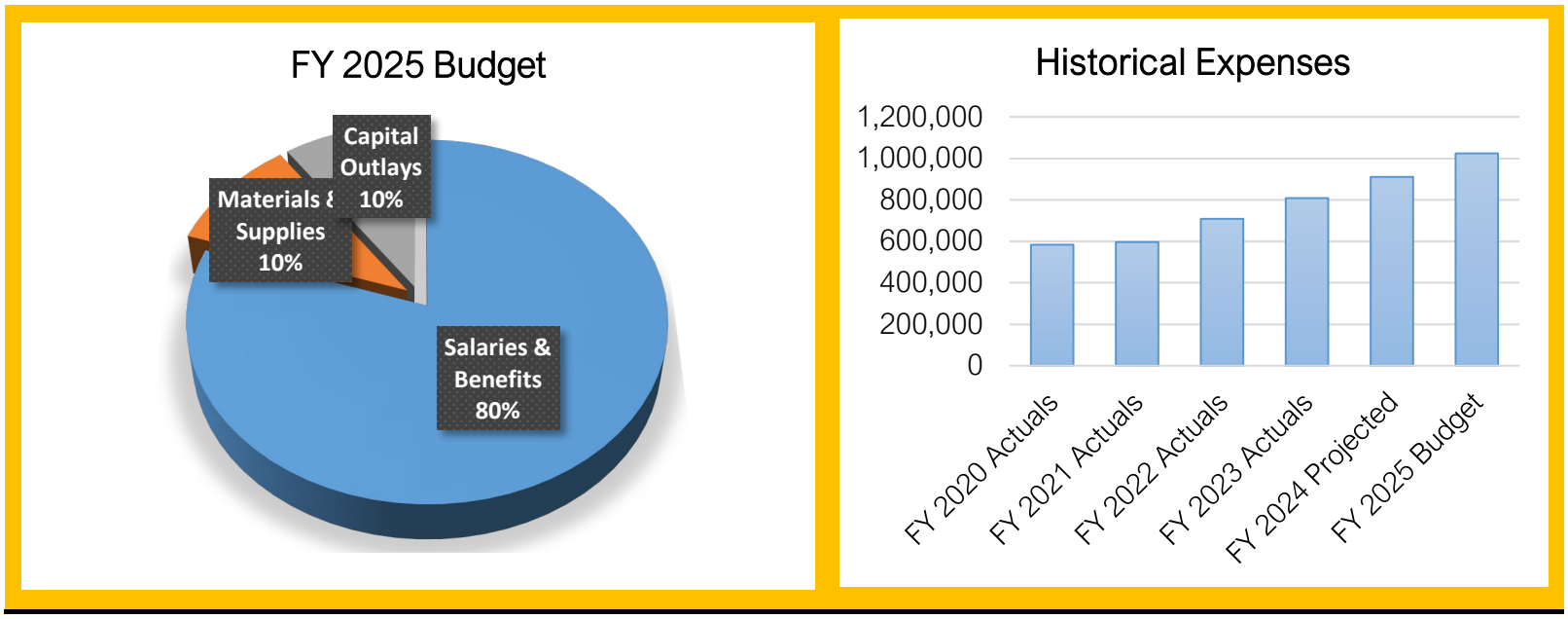

Summary of Capital Outlay

	FY 2025 Dept. Request	FY 2025 Proposed
HRIS Software	75,000	100,000
Grand Total	75,000	100,000

FY 2024-25 Budget
General Fund - Human Resources - Line Item Budget

Account Number	FY 2023 Actuals	FY 2024 Adopted Budget	FY 2024 Amended Budget	FY 2024 12-Month Estimate	FY 2025 Dept Request	FY 2025 Budget
10-4135-1100 - Salaries & Wages Full/Time	471,775	548,088	548,088	532,760	551,099	546,461
10-4135-1200 - Salaries & Wages Part/Time	0	0	0	3,039	0	0
10-4135-1210 - Overtime Pay	47	0	0	0	13,440	0
10-4135-1215 - Internships	39,980	46,843	46,843	46,843	46,843	46,843
10-4135-1300 - Fica	38,250	45,512	45,512	43,886	46,771	45,388
10-4135-1310 - Insurance Benefits	84,322	107,097	107,097	83,871	96,174	95,886
10-4135-1320 - Retirement Benefits	80,303	94,663	94,663	98,588	88,475	85,531
Salaries & Benefits Total	**714,677**	**842,203**	**842,203**	**808,987**	**842,802**	**820,109**
10-4135-2100 - Subscriptions & Memberships	643	1,400	1,400	1,226	1,500	1,500
10-4135-2200 - Ordinances & Publications	0	0	0	749	1,000	1,000
10-4135-2300 - Travel & Training	4,565	10,000	10,000	10,000	10,000	10,000
10-4135-2400 - Office Supplies	7,579	7,500	7,500	7,500	8,100	8,100
10-4135-2430 - Computer Software	39,647	45,920	45,920	45,920	70,890	45,890
10-4135-2500 - Equip Supplies & Maintenance	8,380	5,000	5,000	8,244	10,000	5,000
10-4135-2700 - Special Departmental Supplies	618	1,500	1,500	1,500	2,000	2,000
10-4135-2710 - Internal Training	454	3,000	3,000	3,000	3,000	3,000
10-4135-2720 - Safety	250	3,000	3,000	2,072	3,000	3,000
10-4135-2730 - Wellness Program	12,437	0	0	0	15,000	0
10-4135-2800 - Telephone	1,169	1,200	1,200	1,486	1,500	1,500
10-4135-3100 - Professional & Tech. Services	16,111	15,600	15,600	15,734	17,850	17,850
10-4135-5100 - Insurance And Surety Bonds	1,707	4,400	4,400	4,106	7,090	4,946
Materials & Supplies Total	**93,560**	**98,520**	**98,520**	**101,537**	**150,930**	**103,786**
10-4135-7400 - Equipment Purchases	0	0	0	0	75,000	100,000
Capital Outlays Total	**0**	**0**	**0**	**0**	**75,000**	**100,000**
Grand Total	**808,238**	**940,723**	**940,723**	**910,524**	**1,068,732**	**1,023,895**

FY 2024-25 Budget
General Fund - General Government - Economic Development & Communications

Department Overview

Our mission is to sustain and grow the city's vibrant economy and superb quality of life and promote a positive image for the city and community.

Department's Responsibilities

1. Support entrepreneurship & small business development.
2. Business retention and expansion.
3. Revitalize and redevelop targeted areas.
4. Business attraction and recruitment.
5. Liaison with community partners.
6. Promote positive city image
7. Maintain city's presence of social media and city website.
8. Press releases and media relations.

Council Goals We Achieve

☑ Be Great at the Basics	☑ Deliver Exceptional Experiences	☑ Support & Sustain a Strong Economy
☐ Encourage Community & Connection	☑ Maintain Financial Strength	☑ Sustain Organizational Excellence

Department's Top Three Goals

Promote economic growth, stability, workforce development and a positive business environment.	Revitalize and redevelop targeted areas within the community.	Promote a positive city image and improve citizens' awareness and understanding of the city, its programs and its services using broad range of communication tools to reach all demographics.

FY 2024-25 Budget
General Fund - General Government - Economic Development & Communications

Department Performance Measures	FY 22/23 Actual	FY 23/24 Estimate	Target / Goal
ECON DEV: Implement revised Tech Ridge CDA	N/A	1	1
Social media followership	27,000	29,000	30,000

Top Three Accomplishments During FY 2024

Successfully adopted the amended Plan and Budget for the Tech Ridge CDA.

Successfully launched new city website transitioning to www.sgcityutah.gov.

Began the process for the redevelopment of approximately 3.61 acres located at 100 West St. George Boulevard. The initial RFQ for the project was issued in August 2023 and hope to have a selected firm by Q2 2024.

Related General Fund Budgets

Economic Development (4652)

Communications & Marketing (4137)

FY 2024-25 Budget
General Fund - General Government - Economic Development

Department Overview

In Fiscal Year 2014-15, the Community Development Department was re-organized and the new Economic Development Department was formed. Economic Development directs innovative economic development for the City. Working together with government, education, and private sector partners, we cultivate and enhance economic opportunity and prosperity in support and celebration of our community's heritage, entrepreneurial spirit, and vibrant quality of life.

Department Position Overview

	Authorized FT	
Economic Development Director	2021	1
	2022	2
	2023	2
	2024	1
	2025	1

Summary of Expenses by Category

Expense Summary	FY 2022 Actuals	FY 2023 Actuals	FY 2024 Adopted Budget	FY 2024 Projected	FY 2025 Budget	$ Diff (Budget vs. Budget)
Salaries & Benefits	253,024	71,455	174,792	152,442	180,466	5,674
Materials & Supplies	69,101	32,891	30,300	27,013	39,845	9,545
Capital Outlays	0	0	0	0	0	0
Grand Total	**322,125**	**104,345**	**205,092**	**179,455**	**220,311**	**15,219**

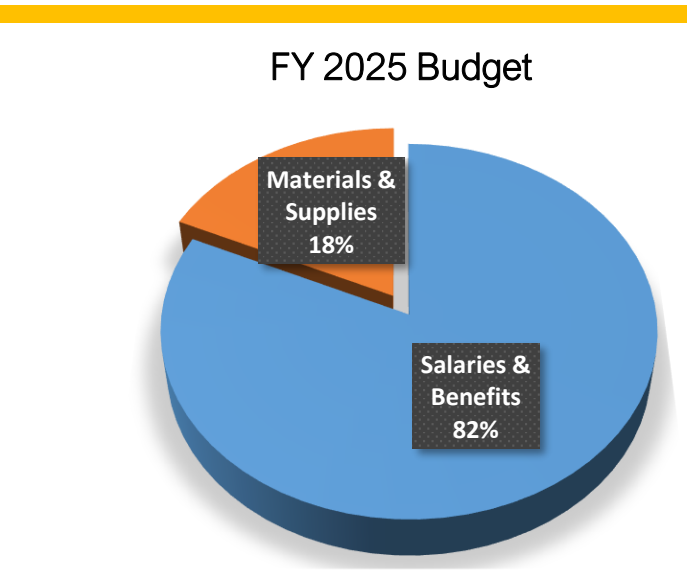

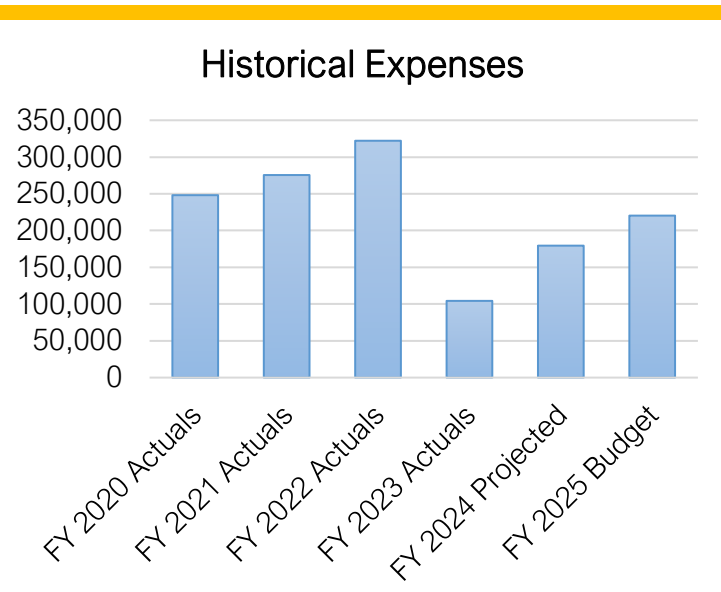

Summary of Capital Outlay

There are no capital outlay requests this fiscal year.

FY 2024-25 Budget
General Fund - Economic Development - Line Item Budget

Account Number	FY 2023 Actuals	FY 2024 Adopted Budget	FY 2024 Amended Budget	FY 2024 12-Month Estimate	FY 2025 Dept Request	FY 2025 Budget
10-4652-1100 - Salaries & Wages Full/Time	51,052	123,389	123,389	108,753	136,207	129,330
10-4652-1300 - Fica	3,904	9,439	9,439	8,348	10,420	9,894
10-4652-1310 - Insurance Benefits	7,366	21,987	21,987	18,169	21,707	21,597
10-4652-1320 - Retirement Benefits	9,133	19,977	19,977	17,172	20,690	19,645
Salaries & Benefits Total	**71,455**	**174,792**	**174,792**	**152,442**	**189,024**	**180,466**
10-4652-2100 - Subscriptions & Memberships	0	760	760	400	625	625
10-4652-2200 - Ordinances & Publications	199	0	0	0	0	0
10-4652-2300 - Travel & Training	2,842	7,360	7,360	1,725	7,700	5,700
10-4652-2400 - Office Supplies	327	500	500	182	500	500
10-4652-2430 - Computer Software	-9	180	180	0	360	360
10-4652-2500 - Equip Supplies & Maintenance	1,831	4,600	4,600	3,046	4,600	4,600
10-4652-2700 - Special Departmental Supplies	10	500	500	0	500	500
10-4652-2800 - Telephone	264	650	650	550	650	650
10-4652-3100 - Professional & Tech. Services	19,832	4,090	4,090	37	5,048	5,048
10-4652-3151 - Chamber Of Commerce	5,000	10,000	10,000	20,000	20,000	20,000
10-4652-5100 - Insurance And Surety Bonds	726	660	660	701	862	862
10-4652-6100 - Sundry Charges	1,868	1,000	1,000	372	1,000	1,000
Materials & Supplies Total	**32,891**	**30,300**	**30,300**	**27,013**	**41,845**	**39,845**
Grand Total	**104,345**	**205,092**	**205,092**	**179,455**	**230,869**	**220,311**

FY 2024-25 Budget
General Fund - General Government - Communications & Marketing

Department Overview

The Communications and Marketing Division of the City St. George strives to communicate with our residents and visitors a variety of information in a variety of different medians, including print, online, social media, digital advertising, radio advertising and media outreach.

Department Position Overview

	Authorized FT	
Communications and Marketing Director	2021	3
Web Programmer	2022	4
Webmaster	2023	4
	2024	3
	2025	3

Summary of Expenses by Category

Expense Summary	FY 2022 Actuals	FY 2023 Actuals	FY 2024 Adopted Budget	FY 2024 Projected	FY 2025 Budget	$ Diff (Budget vs. Budget)
Salaries & Benefits	413,093	449,926	504,629	476,967	506,093	1,464
Materials & Supplies	49,334	91,287	85,827	75,270	82,619	-3,208
Capital Outlays	0	2,495	0	0	70,000	70,000
Grand Total	**462,427**	**543,708**	**590,456**	**552,237**	**658,712**	**68,256**

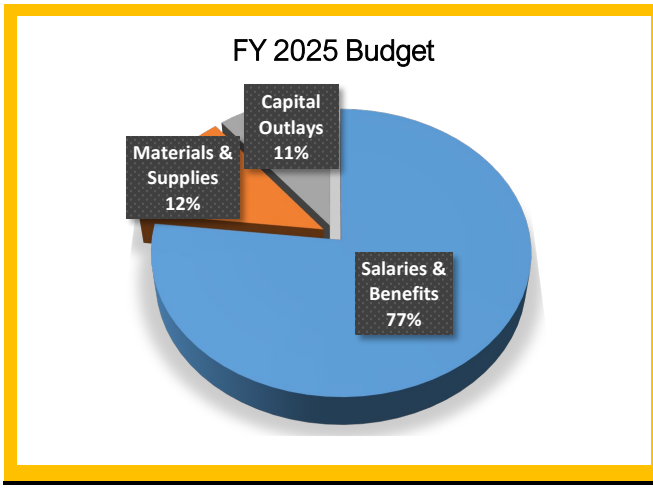



Summary of Capital Outlay

	FY 2025 Dept. Request	FY 2025 Proposed
Qualtrics Survey Software	60,000	60,000
Replacement Drone	10,000	10,000
Grand Total	**70,000**	**70,000**

FY 2024-25 Budget
General Fund - Communications & Marketing - Line Item Budget

Account Number	FY 2023 Actuals	FY 2024 Adopted Budget	FY 2024 Amended Budget	FY 2024 12-Month Estimate	FY 2025 Dept Request	FY 2025 Budget
10-4137-1100 - Salaries & Wages Full/Time	275,303	297,553	297,553	293,398	309,953	305,319
10-4137-1200 - Salaries & Wages Part/Time	55,912	72,000	72,000	56,470	72,000	72,000
10-4137-1300 - Fica	24,933	28,271	28,271	26,201	29,220	28,865
10-4137-1310 - Insurance Benefits	46,131	56,723	56,723	51,002	51,600	51,526
10-4137-1320 - Retirement Benefits	47,646	50,082	50,082	49,896	50,468	48,383
Salaries & Benefits Total	**449,926**	**504,629**	**504,629**	**476,967**	**513,241**	**506,093**
10-4137-2100 - Subscriptions & Memberships	1,142	2,444	2,444	1,960	2,444	2,444
10-4137-2200 - Ordinances & Publications	16,360	17,600	17,600	16,800	18,000	13,500
10-4137-2300 - Travel & Training	3,011	3,564	3,564	2,781	3,564	3,564
10-4137-2400 - Office Supplies	488	700	700	620	700	700
10-4137-2430 - Computer Software	4,455	18,421	18,421	18,091	12,271	12,271
10-4137-2500 - Equip Supplies & Maintenance	6,938	10,788	10,788	10,288	7,614	7,614
10-4137-2700 - Special Departmental Supplies	9,081	11,700	11,700	9,800	11,500	11,500
10-4137-2800 - Telephone	2,258	3,120	3,120	3,120	3,200	3,200
10-4137-3100 - Professional & Tech. Services	4,678	15,490	15,490	9,890	38,835	25,335
10-4137-5100 - Insurance And Surety Bonds	1,229	1,500	1,500	1,620	1,990	1,991
10-4137-6100 - Sundry Charges	41,648	500	500	300	500	500
Materials & Supplies Total	**91,287**	**85,827**	**85,827**	**75,270**	**100,618**	**82,619**
10-4137-7400 - Equipment Purchases	2,495	0	0	0	70,000	70,000
Capital Outlays Total	**2,495**	**0**	**0**	**0**	**70,000**	**70,000**
Grand Total	**543,708**	**590,456**	**590,456**	**552,237**	**683,859**	**658,712**

FY 2024-25 Budget
General Fund - General Government - Budget & Financial Planning

Department Overview

The Budget Office is responsible for the preparation, development, and monitoring of the City's annual budget. The department strives to promote fiscal responsibility within the city by providing guidance in planning, analyzing, administering and monitoring the City's budget. We strive to provide exceptional support to the City Departments, City Manager's Office, and City Council by providing accurate and timely reporting, analysis, and research to assist in management decision making.

Department's Responsibilities

1. Development of the Annual Budget.
2. Budget monitoring and compliance.
3. Financial analysis and support.
4. Financial reporting.
5. Managed Competition Program.
6. Support to the city's RDA Districts.
7. Special projects and research.

Council Goals We Achieve

- ☑ Be Great at the Basics
- ☑ Deliver Exceptional Experiences
- ☑ Support & Sustain a Strong Economy
- ☑ Encourage Community & Connection
- ☑ Maintain Financial Strength
- ☑ Sustain Organizational Excellence

Department's Top Three Goals

To effectively and efficiently develop the city's annual budget in a timely and accurate manner that adheres to all local and state requirements, meets best practices, ensures a sound financial position for the city and follows the direction provided by the City Manager and City Council.	To proactively and effectively monitor and prepare for impacts to the annual budget by staying abreast of changes in the economy, legislation, and internal needs to ensure key decision makers have the most current information, forecasts, and analysis.	To provide effective financial analysis and support to the city's departments to help ensure financially sound decisions that benefit the city and community.

FY 2024-25 Budget
General Fund - General Government - Budget & Financial Planning

Department Performance Measures	FY 22/23 Actual	FY 23/24 Estimate	Target / Goal
Maintain a Fund Balance Reserve in the General Fund of at least 20% of the Next Fiscal Year's Budgeted Revenue Amount.	25.00%	28.000%	25.00%
Maintain high quality bond ratings for the City, especially with G.O. Bonds and Sales Tax Revenue Bonds.	S&P AA - G.O. AA - Sales Tax	S&P AA+ - G.O. AAA - Sales Tax	S&P AAA
Percent of GFOA Distinguished Budget Award criteria rated as proficient or outstanding.	96%	96%	100%

Top Three Accomplishments During FY 2024

Completion of major city initiatives including the 2023 Trails, Parks and Recreation G.O. Bond, amendment of the Tech Ridge CDA, the 2024 Council Goals Retreat, and implementation of the Managed Competition program.

Receipt of AA+ bond rating for the 2023 Trails, Parks and Recreation General Obligation Bond and upgrade to AAA for the City Hall Sales Tax Revenue Bond. These are the two highest bond ratings an agency can receive and are the highest bond ratings in the city's history. The receipt of these ratings is a major achievement for the city and is a testament to the strong financial position of the city due to the practices and decisions made by current and past city leadership and staff. These ratings will save tax payers significant interest expense on the issuance of debt.

Improvement of outreach, education and communication efforts on the city's budget and finances including the implementation of the Budget in Brief, holding the city's first ever Budget Town Hall meeting, the second year of the budget highlights video, and additional outreach efforts through the city website and social media.

Related General Fund Budgets

Budget & Financial Planning (4140)

FY 2024-25 Budget
General Fund - General Government - Budget & Financial Planning

Department Overview

The Budget & Financial Planning budget accounts for all activities of the Budget Department.

Department Position Overview

	Authorized FT	
Budget & Financial Planning Director	2021	0*
Assistant Budget Director	2022	2
	2023	2
*Positions were moved from the City Manager's department in FY 2022.	2024	2
	2025	2

Summary of Expenses by Category

Expense Summary	FY 2022 Actuals	FY 2023 Actuals	FY 2024 Adopted Budget	FY 2024 Projected	FY 2025 Budget	$ Diff (Budget vs. Budget)
Salaries & Benefits	253,749	315,850	339,963	343,694	353,735	13,772
Materials & Supplies	15,313	7,771	69,368	43,313	63,354	-6,014
Capital Outlays	0	52,661	0	0	0	0
Grand Total	**269,062**	**376,281**	**409,331**	**387,007**	**417,089**	**7,758**

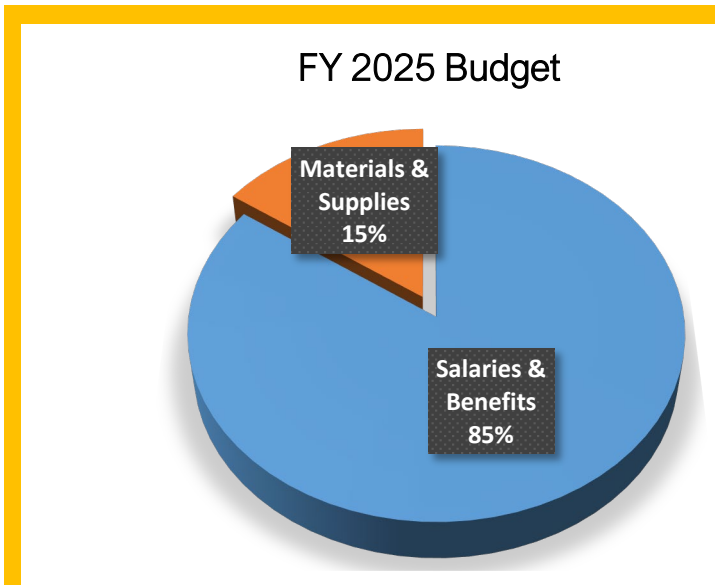

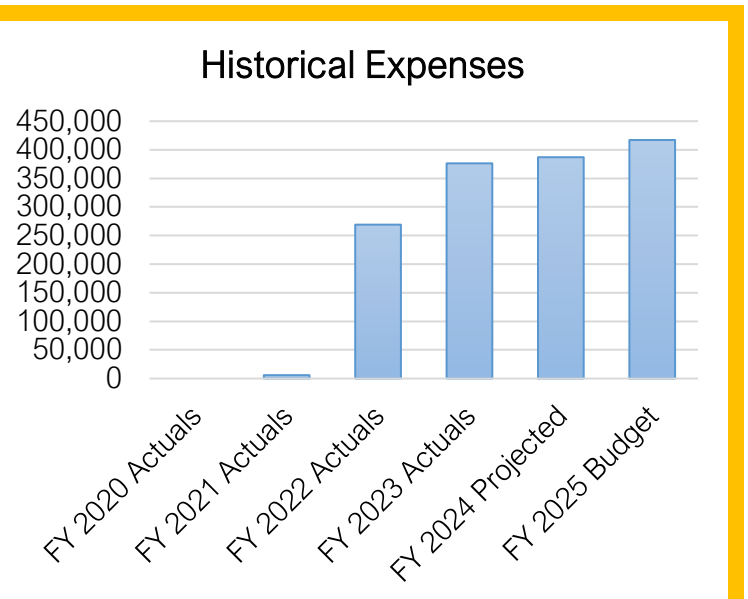

Summary of Capital Outlay

There are no capital outlay requests this fiscal year.

FY 2024-25 Budget
General Fund - Budget & Financial Planning - Line Item Budget

Account Number	FY 2023 Actuals	FY 2024 Adopted Budget	FY 2024 Amended Budget	FY 2024 12-Month Estimate	FY 2025 Dept Request	FY 2025 Budget
10-4140-1100 - Salaries & Wages Full/Time	224,069	236,971	240,786	242,074	260,971	250,651
10-4140-1210 - Overtime Pay	1,250	1,000	1,000	1,000	1,000	1,000
10-4140-1300 - Fica	16,820	18,205	18,497	18,520	20,041	19,252
10-4140-1310 - Insurance Benefits	36,213	43,833	43,833	42,100	43,248	43,083
10-4140-1320 - Retirement Benefits	37,498	39,954	40,572	40,000	42,527	39,749
Salaries & Benefits Total	**315,850**	**339,963**	**344,688**	**343,694**	**367,787**	**353,735**
10-4140-2100 - Subscriptions & Memberships	416	500	500	834	1,084	1,084
10-4140-2200 - Ordinances & Publications	276	300	300	254	1,250	1,250
10-4140-2300 - Travel & Training	1,439	5,860	5,860	2,725	8,580	6,025
10-4140-2400 - Office Supplies	619	200	200	800	800	800
10-4140-2430 - Computer Software	198	56,968	56,968	33,400	52,680	48,680
10-4140-2500 - Equip Supplies & Maintenance	3,609	3,600	3,600	3,600	3,600	3,600
10-4140-2700 - Special Departmental Supplies	403	940	940	665	665	665
10-4140-3100 - Professional & Tech. Services	84	100	100	100	100	100
10-4140-5100 - Insurance And Surety Bonds	726	900	900	935	1,150	1,150
Materials & Supplies Total	**7,771**	**69,368**	**69,368**	**43,313**	**69,909**	**63,354**
10-4140-7400 - Equipment Purchases	52,661	0	0	0	0	0
Capital Outlays Total	**52,661**	**0**	**0**	**0**	**0**	**0**
Grand Total	**376,281**	**409,331**	**414,056**	**387,007**	**437,696**	**417,089**

FY 2024-25 Budget
General Fund - General Government - Administrative Services

Department Overview

Administrative Services assists other city departments with their financial management and reports, procurement, and recordkeeping responsibilities. The department is responsible for preparing the Annual Comprehensive Financial Report; maintenance of the city's general ledger; the collection, deposit, investment, and disbursement of all city funds; Accounts Payable; and also includes Utility Billing, Customer Service, and Collections personnel who prepare, mail, and collect approximately 44,700 billings each month. We are also responsible for the City Hall's Receptionist Center.

Department's Responsibilities

1. Finance recordkeeping.
2. Finance reporting.
3. Investment of city funds.
4. Procurement and payment of goods and services.
5. Billing and collections of Accounts Receivables.
6. Billing and collections of Utility Services.
7. Customer service on utility services.
8. City wide deposit processing.

Council Goals We Achieve

☑ Be Great at the Basics	☑ Deliver Exceptional Experiences	☑ Support & Sustain a Strong Economy
☐ Encourage Community & Connection	☑ Maintain Financial Strength	☐ Sustain Organizational Excellence

Department's Top Three Goals

To implement governmental accounting standards that yield information that users need to assist them in making decisions about the city's government in a way that improves the quality of life for our employees, our citizens, and those that visit our community and do this at a high level of integrity and trust.	To serve the Enterprise Utility services in ensuring essential utility services are delivered accurately and timely manner to our customers.	Employee development and training to improve their knowledge and skills to better serve the city and its citizens in the duties of their position and look for ways to improve efficiencies and process.

FY 2024-25 Budget
General Fund - General Government - Administrative Services

Department Performance Measures	FY 22/23 Actual	FY 23/24 Estimate	Target / Goal
Number of accounts per Utility Billing staffing member.	2,890	2,962	3,043
Maintain high quality bond ratings for the City, especially with G.O. Bonds and Sales Tax Revenue Bonds.	S&P AA - G.O. AA - Sales Tax	S&P AA+ - G.O. AAA - Sales Tax	S&P AAA

Top Three Accomplishments During FY 2024

Restructure Equal Pay (Budget Billing Payment Plan) to a rolling 12-month average plan to help customers not have such a large swing in their utility bills on an annual basis.

Moved all four billing cycles into the same month to help with Federal and State reporting requirements and to provide more accurate monthly data for Water and Energy Departments to help with their efforts in forecasting and planning for the future. This will also benefit as rates get implemented, so they can start on the date they are requested, which generally is the beginning of the month.

Moved Accounts Payable and Purchasing Division's to a paperless process system that has helped other departments that may have workers working remotely and to make the submittal of invoices and purchase orders smoother and quicker for the whole City allow all of us to be more efficient in how we process payments.

Related General Fund Budgets

Administrative Services (4141)

Motor Pool (4445)

FY 2024-25 Budget
General Fund - General Government - Administrative Services

Department Overview

The Administrative Services budget accounts for all activity of the Administrative Services Department including finance, purchasing, and utility billing.

Department Position Overview

		Authorized FT	
Administrative Services Director	Purchasing Manager	2021	20.5
Assistant Finance Manager	Purchasing Specialist (2)	2022	21
City Treasurer	Utility Billing Specialist (4)	2023	21
Collections Officer (2)	Utility Billing Manager	2024	22
CSR/Utility (6)	Accounts Payable Technician	2025	22
CSR/Utility Clerk Manager			
Finance Manager			

Summary of Expenses by Category

Expense Summary	FY 2022 Actuals	FY 2023 Actuals	FY 2024 Adopted Budget	FY 2024 Projected	FY 2025 Budget	$ Diff (Budget vs. Budget)
Salaries & Benefits	1,782,994	1,957,915	2,273,571	2,192,594	2,340,809	67,238
Materials & Supplies	365,389	401,213	523,632	428,180	490,083	-33,549
Capital Outlays	3,413	1,194	0	0	72,410	72,410
Grand Total	2,151,797	2,360,321	2,797,203	2,620,774	2,903,302	106,099

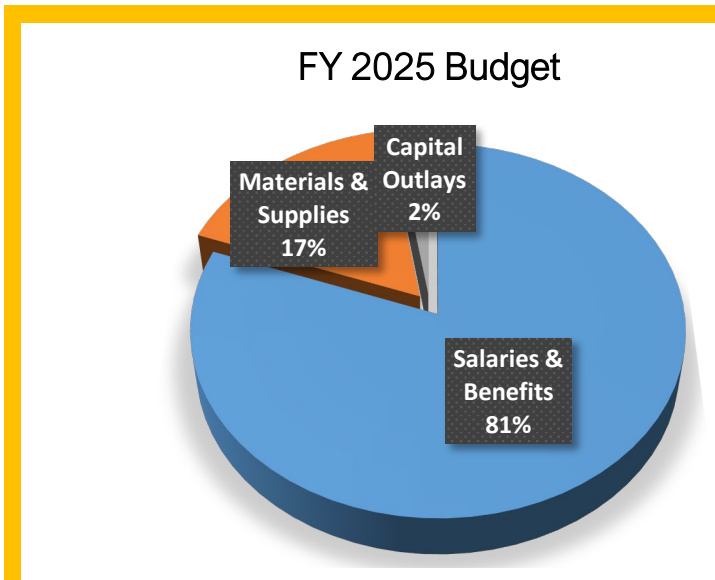

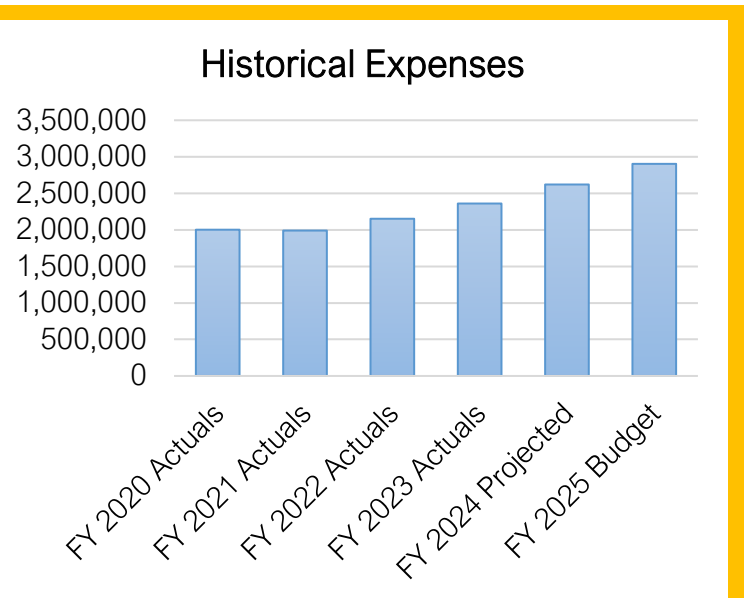

Summary of Capital Outlay

	FY 2025 Dept. Request	FY 2025 Proposed
Gravity Financial Software	55,000	55,000
E-Procurement Software	17,410	17,410
Grand Total	72,410	72,410

FY 2024-25 Budget
General Fund - Administrative Services/Finance - Line Item Budget

Account Number	FY 2023 Actuals	FY 2024 Adopted Budget	FY 2024 Amended Budget	FY 2024 12-Month Estimate	FY 2025 Dept Request	FY 2025 Budget
10-4141-1100 - Salaries & Wages Full/Time	1,265,831	1,419,279	1,419,707	1,425,810	1,522,022	1,520,839
10-4141-1200 - Salaries & Wages Part/Time	101,117	140,327	140,327	115,749	168,000	168,000
10-4141-1210 - Overtime Pay	1,121	500	500	0	500	500
10-4141-1300 - Fica	101,602	119,349	119,382	118,131	129,327	129,234
10-4141-1310 - Insurance Benefits	260,587	348,055	348,055	285,000	276,362	276,345
10-4141-1320 - Retirement Benefits	227,657	246,061	246,130	247,904	250,578	245,891
Salaries & Benefits Total	**1,957,915**	**2,273,571**	**2,274,101**	**2,192,594**	**2,346,789**	**2,340,809**
10-4141-2100 - Subscriptions & Memberships	2,771	4,460	4,460	4,440	4,480	4,480
10-4141-2200 - Ordinances & Publications	0	100	100	0	100	100
10-4141-2300 - Travel & Training	11,530	20,100	20,100	13,196	17,060	17,060
10-4141-2400 - Office Supplies	259,999	347,400	347,400	272,504	316,300	316,300
10-4141-2430 - Computer Software	99,203	105,000	105,000	93,770	105,600	90,125
10-4141-2440 - Over & Short	47	100	100	21	100	100
10-4141-2500 - Equip Supplies & Maintenance	10,658	20,672	20,672	15,346	18,100	18,100
10-4141-2800 - Telephone	2,367	2,300	2,300	1,976	2,300	2,300
10-4141-3100 - Professional & Tech. Services	2,988	5,300	5,300	3,193	5,300	5,300
10-4141-5100 - Insurance And Surety Bonds	11,649	17,700	17,700	23,734	24,772	35,718
10-4141-5200 - Claims Paid	0	500	500	0	500	500
Materials & Supplies Total	**401,213**	**523,632**	**523,632**	**428,180**	**494,612**	**490,083**
10-4141-7400 - Equipment Purchases	1,194	0	0	0	72,410	72,410
Capital Outlays Total	**1,194**	**0**	**0**	**0**	**72,410**	**72,410**
Grand Total	**2,360,321**	**2,797,203**	**2,797,733**	**2,620,774**	**2,913,811**	**2,903,302**

FY 2024-25 Budget
General Fund - General Government - Motor Pool

Department Overview

The Motor Pool is an internal service division within the Administrative Services Dept. created in January 2020 to efficiently provide transportation options to City departments that have minimal and intermittent transportation needs. This division helps minimize new vehicle costs for individual departments by having motor pool vehicles available for use by multiple departments and their employees to use for a variety of purposes, such as traveling to training, traveling to meetings, etc. Departments are charged a per diem for use of the vehicles which is intended to offset the operating costs for the vehicles.

Department Position Overview

There are no positions funded in this division

Authorized FT	
2021	0
2022	0
2023	0
2024	0
2025	0

Summary of Expenses by Category

Expense Summary	FY 2022 Actuals	FY 2023 Actuals	FY 2024 Adopted Budget	FY 2024 Projected	FY 2025 Budget	$ Diff (Budget vs. Budget)
Materials & Supplies	-959	-1,359	0	0	0	0
Capital Outlays	0	0	0	0	0	0
Grand Total	**-959**	**-1,359**	**0**	**0**	**0**	**0**

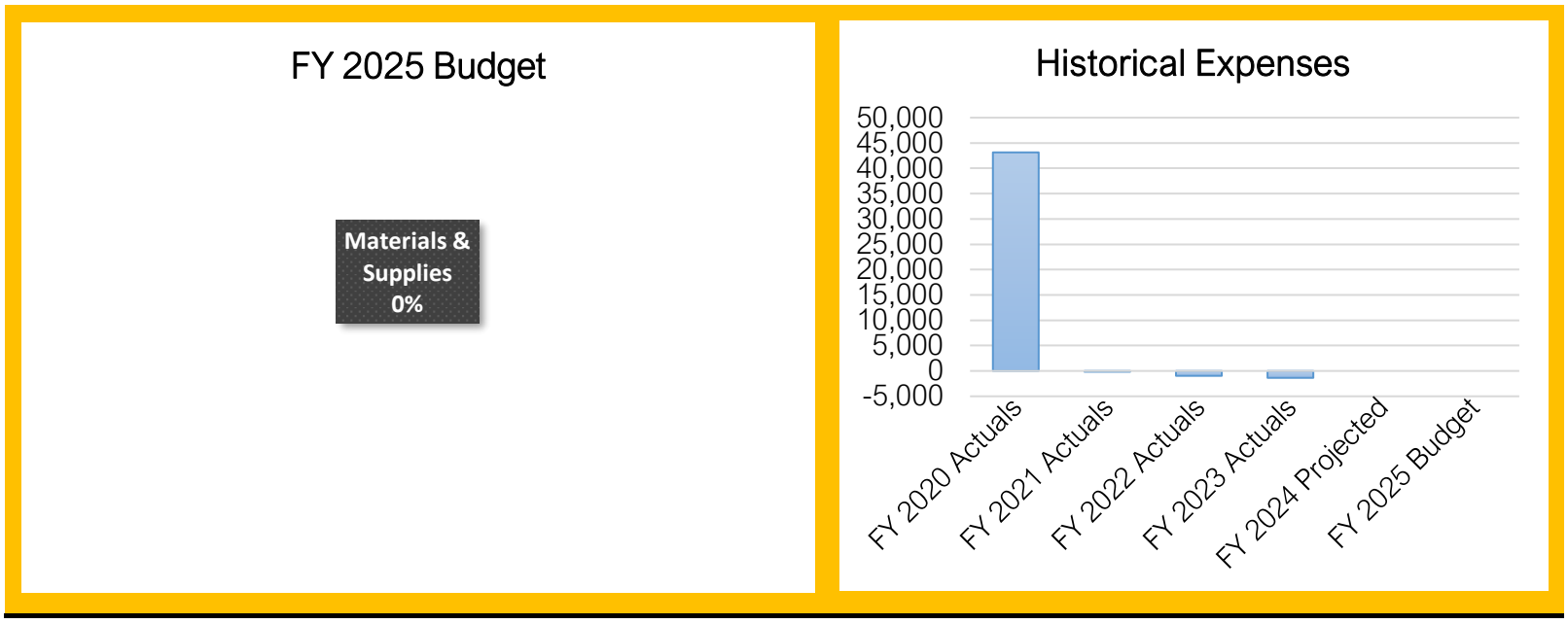

Summary of Capital Outlay

	FY 2025 Dept. Request	FY 2025 Proposed
Motor Pool Vehicle #8242	30,000	-
Grand Total	**30,000**	**-**

FY 2024-25 Budget
General Fund - Motor Pool - Line Item Budget

Account Number	FY 2023 Actuals	FY 2024 Adopted Budget	FY 2024 Amended Budget	FY 2024 12-Month Estimate	FY 2025 Dept Request	FY 2025 Budget
10-4445-2670 - Fuel	4,625	7,500	7,500	1,152	5,000	5,000
10-4445-2680 - Fleet Maintenance	1,066	2,000	2,000	599	1,000	1,000
10-4445-5100 - Insurance And Surety Bonds	1,089	1,350	1,350	1,403	1,000	1,724
10-4445-6115 - Motor Pool Clearing Account	-8,139	-10,850	-10,850	-3,154	-7,000	-7,724
Materials & Supplies Total	**-1,359**	**0**	**0**	**0**	**0**	**0**
10-4445-7400 - Equipment Purchases	0	0	0	0	30,000	0
Capital Outlays Total	**0**	**0**	**0**	**0**	**30,000**	**0**
Grand Total	**-1,359**	**0**	**0**	**0**	**30,000**	**0**

FY 2024-25 Budget
General Fund - General Government - Legal Services

Department Overview

The mission of the St. George City Attorney's Office is to provide quality legal services to the City's elected officials and staff, and to do justice by holding criminal offenders responsible for their crimes and protect the interest of victims. Legal Services also provides risk management services for the City, including the adjusting of liability claims, worker's compensation claims, and safety training. Legal Services also handles the worker's compensation insurance and all property and casualty insurance program

Department's Responsibilities

1. Criminal prosecution of misdemeanor crimes.
2. Draft & review contracts, ordinances & resolutions.
3. Negotiate settlements & disputes.
4. Review GRAMA requests.
5. Review plats.
6. Defendant litigation against City
7. Attend all official city meetings.
8. Advise City Council and city staff on legal matters.

Council Goals We Achieve

☑ Be Great at the Basics	☐ Deliver Exceptional Experiences	☐ Support & Sustain a Strong Economy
☑ Encourage Community & Connection	☑ Maintain Financial Strength	☑ Sustain Organizational Excellence

Department's Top Three Goals

Workload Assessment & Cross Training.	Full staffing in all positions to improve legal services.	Implement case management system and improve systemic document processing.

FY 2024-25 Budget
General Fund - General Government - Legal Services

Department Performance Measures	FY 22/23 Actual	FY 23/24 Estimate	Target / Goal
# Contracts reviewed by Legal	843	900	750
% of Contracts and agreements processed through ONBASE (of digitally signed agreements)	82%	90%	100%
# Criminal cases prosecuted	5,729	5,500	5,000

Top Three Accomplishments During FY 2024

Litigation: City's denial of a business license because the City Code prohibited tobacco shops was upheld by the Utah Court of Appeals; federal court dismissed individual city council members and city staff defendants from a civil rights lawsuit against the City.

Deputy City Attorney defended the City against an EEOC claim that otherwise would have been sent to outside legal counsel thus saving the City a substantial sum of money due to her experience and expertise in this area of the law.

Land Use: Successfully worked with Community Development to complete a comprehensive update to subdivision regulations per Utah State Legislative directive; assisted in acquiring open space around Banded Hills, and 3000 East expansion project; City Hall and parking garage construction projects continue to move forward with no delays from Legal.

Related General Fund Budgets

Legal (4145)

FY 2024-25 Budget
General Fund - General Government - Legal Services

Department Position Overview

City Attorney
Civil Attorney (2)
Civil Attorney Trainee
Deputy City Attorney
Legal Assistant (5)
Legal Assistant/Office Supervisor
Prosecuting Attorney
Risk Specialist
Chief Prosecuting Attorney

Authorized FT

2021	13
2022	14
2023	14
2024	14
2025	14

Summary of Expenses by Category

Expense Summary	FY 2022 Actuals	FY 2023 Actuals	FY 2024 Adopted Budget	FY 2024 Projected	FY 2025 Budget	$ Diff (Budget vs. Budget)
Salaries & Benefits	1,426,421	1,644,331	1,922,899	1,931,614	2,077,320	154,421
Materials & Supplies	189,353	135,699	184,712	125,141	186,444	1,732
Capital Outlays	21,462	96,989	0	0	0	0
Grand Total	**1,637,236**	**1,877,019**	**2,107,611**	**2,056,755**	**2,263,764**	**156,153**

FY 2025 Budget

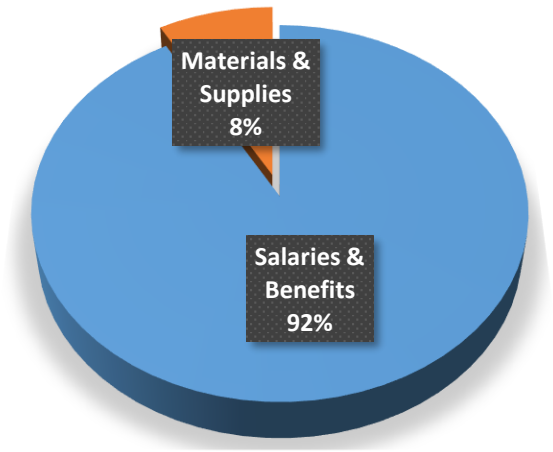

Historical Expenses

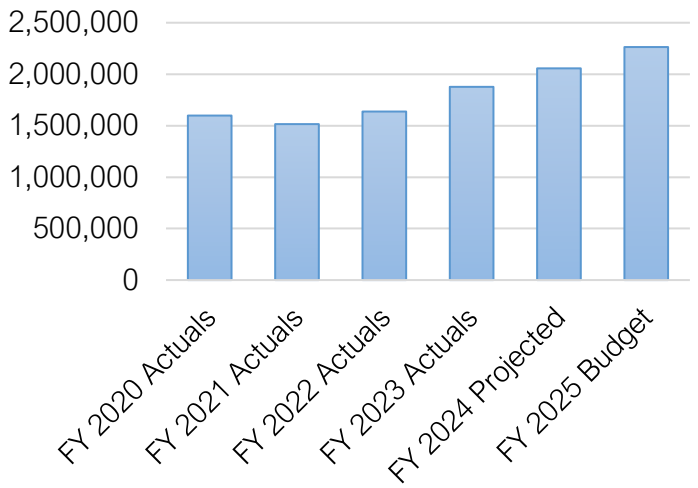

Summary of Capital Outlay

There are no capital outlay requests this fiscal year.

FY 2024-25 Budget
General Fund - Legal Services - Line Item Budget

Account Number	FY 2023 Actuals	FY 2024 Adopted Budget	FY 2024 Amended Budget	FY 2024 12-Month Estimate	FY 2025 Dept Request	FY 2025 Budget
10-4145-1100 - Salaries & Wages Full/Time	1,159,674	1,339,342	1,339,342	1,359,342	1,471,843	1,462,672
10-4145-1200 - Salaries & Wages Part/Time	33,251	35,875	35,875	35,242	35,875	35,875
10-4145-1210 - Overtime Pay	2,050	0	0	0	0	0
10-4145-1300 - Fica	90,043	105,205	105,205	101,479	115,341	114,639
10-4145-1310 - Insurance Benefits	155,214	213,723	213,723	200,940	232,113	231,967
10-4145-1320 - Retirement Benefits	204,099	228,754	228,754	234,611	237,405	232,167
Salaries & Benefits Total	**1,644,331**	**1,922,899**	**1,922,899**	**1,931,614**	**2,092,577**	**2,077,320**
10-4145-2100 - Subscriptions & Memberships	4,665	5,360	5,360	5,560	5,360	5,360
10-4145-2200 - Ordinances & Publications	10,814	14,010	14,010	10,800	14,010	14,010
10-4145-2300 - Travel & Training	12,124	23,400	23,400	14,900	23,400	23,400
10-4145-2400 - Office Supplies	4,705	4,700	4,700	4,400	4,700	4,700
10-4145-2430 - Computer Software	9,745	14,583	14,583	13,033	14,583	14,583
10-4145-2500 - Equip Supplies & Maintenance	10,363	13,759	13,759	20,840	13,759	13,759
10-4145-2700 - Special Departmental Supplies	337	500	500	0	500	500
10-4145-2800 - Telephone	4,150	5,000	5,000	3,666	5,000	5,000
10-4145-3100 - Professional & Tech. Services	72,882	86,100	86,100	38,350	86,100	86,100
10-4145-3150 - Justice Ct Witness Fees	2,646	7,500	7,500	4,000	7,500	7,500
10-4145-5100 - Insurance And Surety Bonds	3,267	9,800	9,800	9,592	9,800	11,532
Materials & Supplies Total	**135,699**	**184,712**	**184,712**	**125,141**	**184,712**	**186,444**
10-4145-7400 - Equipment Purchases	96,989	0	0	0	0	0
Capital Outlays Total	**96,989**	**0**	**0**	**0**	**0**	**0**
Grand Total	**1,877,019**	**2,107,611**	**2,107,611**	**2,056,755**	**2,277,289**	**2,263,764**

FY 2024-25 Budget
General Fund - General Government - Operations

Department Overview

The Operations Department's focus is to ensure those who work for the City of St. George have properly maintained equipment to perform their jobs with excellence in a safe and comfortable environment for the benefit of the public common good.

Department's Responsibilities

1. Acquire, maintain, leverage and dispose of City equipment and vehicles.
2. Plan for, construct and maintain City facilities and assets.
3. Develop systems, networks, databases, storage and security to facilitate the City's mission of advancing a thriving community.

Council Goals We Achieve

☑ Be Great at the Basics	☑ Deliver Exceptional Experiences	☑ Support & Sustain a Strong Economy
☐ Encourage Community & Connection	☑ Maintain Financial Strength	☑ Sustain Organizational Excellence

Department's Top Three Goals

Keep our staff knowledge base current by providing necessary training on the latest technology advances in Fleet, Facilities and Technology.	Proactively provide a safe and optimal workspace for employees and enhance the overall experience of our colleagues and the public.	Protect and maintain City assets for the long-term functionality and sustainability of our community.

FY 2024-25 Budget
General Fund - General Government - Operations

Department Performance Measures	FY 22/23 Actual	FY 23/24 Estimate	Target / Goal
Technology: digitized forms and processes in Onbase	90	131	157
Fleet: 24-hour work order turn around	60	45	65
Facilities: Annual deep clean of buildings	10	10	14

Top Three Accomplishments During FY 2024

1. ASE Blue Seal Certified - The Fleet Division once again certified as an ASE Blue Seal Certified Shop (17 years). Only 10% of fleets in the USA hold this certification. We are 1 of 3 City/Counties in the State of Utah to achieve this certification. Of all the shops in the State of Utah we are 1 of 7 shops to achieve this certification.

2. Improved Digital Security: We have used multiple vendors to test our environment for vulnerabilities, misconfigurations, and nonmitigated risks, allowing us to not only identify shortcomings but give us tools to patch and mitigate our security risks. We performed purple-team exercises to test our ability to detect infiltration. We have also started mandatory security awareness training, addressing the weakest link in every organization: our users.

3. We have begun construction on three significant public facitlites: Fire Station #10, Fire Station #1 (headquarters) and City Hall at Town Square (including parking garage and civic plaza).

Related General Fund Budgets

Technology Services (4142)

Facility Services (4160)

Fleet Services (4440)

FY 2024-25 Budget
General Fund - General Government - Technology Services

Department Overview

Technology Services is a division of the Operations Department and is responsible for the City's information systems which includes servicing the City's computer hardware, software, and network. Geographic Information Systems (GIS) is part of Technology Services and supports the integration of geographical information with services provided by other City departments. GIS personnel create maps and related data for both the citizens and City staff. Technology Service's mission is to provide the highest quality technology-based service, in the most cost-effective manner, to facilitate the City's mission as it applies to City management, employees and citizens.

Department Position Overview

Authorized FT

GIS Administrator	Systems Engineer	2021	12
GIS Analyst (2)	Technology Customer Support Manager	2022	11
Information Security Administrator	Technology Services Division Manager	2023	12
IS Technician II (2)	Public Safety Technician	2024	12
IT Database Administrator III		2025	13
Junior Administrator			
Network Engineer			

Summary of Expenses by Category

Expense Summary	FY 2022 Actuals	FY 2023 Actuals	FY 2024 Adopted Budget	FY 2024 Projected	FY 2025 Budget	$ Diff (Budget vs. Budget)
Salaries & Benefits	1,236,567	1,467,069	1,627,814	1,598,718	1,787,333	159,519
Materials & Supplies	459,374	500,279	700,840	718,780	770,686	69,846
Capital Outlays	313,534	192,698	271,900	269,894	54,200	-217,700
Grand Total	**2,009,474**	**2,160,046**	**2,600,554**	**2,587,392**	**2,612,219**	**11,665**

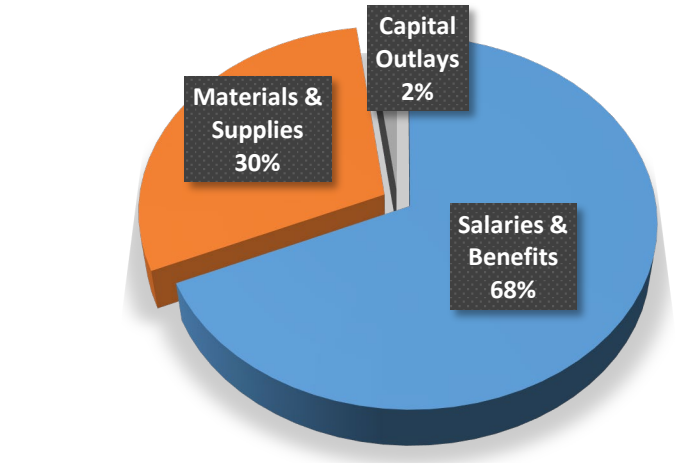

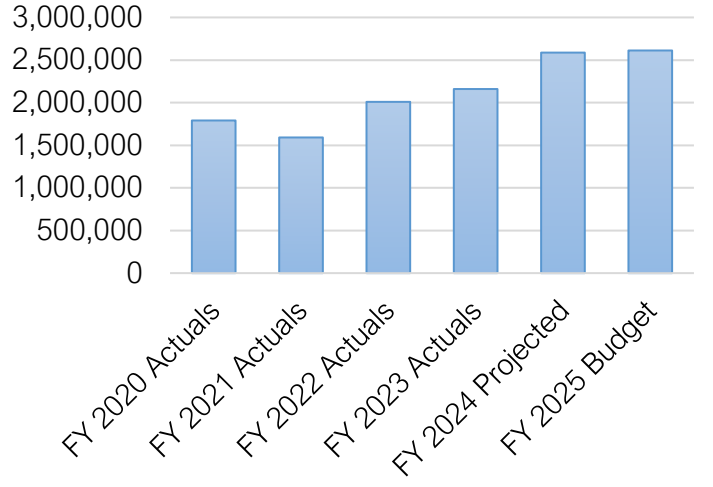

FY 2024-25 Budget
General Fund - General Government - Technology Services

Summary of Capital Outlay	FY 2025 Dept. Request	FY 2025 Proposed	
2025 Aerial Photography/Pictometry	9,200	9,200	
2025 Camera Replacements	5,000	5,000	
THOR Phase IV - Police	365,000	-	*Deferred to FY 2026 due to
Crowdstrike USB Blocking Module	11,000	-	pending grant
UPS Battery Replacements (Phase I)	40,000	40,000	
Zero Trust Network Access (ZTNA)	99,124	-	*Will be re-evaluated in FY 26
Grand Total	**529,324**	**54,200**	

FY 2024-25 Budget
General Fund - Technology Services - Line Item Budget

Account Number	FY 2023 Actuals	FY 2024 Adopted Budget	FY 2024 Amended Budget	FY 2024 12-Month Estimate	FY 2025 Dept Request	FY 2025 Budget
10-4142-1100 - Salaries & Wages Full/Time	996,855	1,087,920	1,087,920	1,086,459	1,225,573	1,226,938
10-4142-1200 - Salaries & Wages Part/Time	49,845	60,000	60,000	52,053	60,000	60,000
10-4142-1300 - Fica	77,663	87,815	87,815	84,039	98,347	98,450
10-4142-1310 - Insurance Benefits	169,337	212,558	212,558	190,400	211,972	211,995
10-4142-1320 - Retirement Benefits	173,369	179,521	179,521	185,767	193,941	189,950
Salaries & Benefits Total	**1,467,069**	**1,627,814**	**1,627,814**	**1,598,718**	**1,789,833**	**1,787,333**
10-4142-2100 - Subscriptions & Memberships	266	800	800	550	875	875
10-4142-2200 - Ordinances & Publications	328	600	600	500	600	600
10-4142-2300 - Travel & Training	35,510	42,050	42,050	37,943	50,425	41,325
10-4142-2400 - Office Supplies	3,456	4,000	4,000	4,000	4,500	4,500
10-4142-2430 - Computer Software	410,809	527,200	527,200	556,372	596,445	596,445
10-4142-2500 - Equip Supplies & Maintenance	34,946	51,240	51,240	50,135	30,040	30,040
10-4142-2670 - Fuel	817	1,000	1,000	700	1,000	1,000
10-4142-2680 - Fleet Maintenance	111	500	500	1,200	1,000	1,000
10-4142-2700 - Special Departmental Supplies	1,346	1,750	1,750	1,750	2,300	2,300
10-4142-2800 - Telephone	8,509	9,900	9,900	8,700	63,100	63,100
10-4142-3100 - Professional & Tech. Services	896	43,900	43,900	39,868	30,250	9,150
10-4142-5100 - Insurance And Surety Bonds	3,286	17,900	17,900	17,062	33,521	20,351
Materials & Supplies Total	**500,279**	**700,840**	**700,840**	**718,780**	**814,056**	**770,686**
10-4142-7300 - Improvements	12,488	13,200	13,200	11,194	54,200	54,200
10-4142-7400 - Equipment Purchases	180,210	258,700	258,700	258,700	475,124	0
Capital Outlays Total	**192,698**	**271,900**	**271,900**	**269,894**	**529,324**	**54,200**
Grand Total	**2,160,046**	**2,600,554**	**2,600,554**	**2,587,392**	**3,133,213**	**2,612,219**

FY 2024-25 Budget
General Fund - General Government - Facility Services

Department Overview

Facility Services is a division of the Operations Department. The mission of Facility Services is to provide the maintenance, custodial, construction management services, and facility operations in a cost-effective, customer-oriented manner to protect the capital investment made by the residents of the City of St. George. The service performed is designed to keep the City facilities safe, clean, attractive, comfortable, and available for public use. Own it, Act on it and Answer for it.

Department Position Overview

Building Custodial Supervisor
Building Custodian (7)
Facilities Maintenance Supervisor
Facilities Maintenance Tech (4)
Facilities Services Manager
Director of Operations

Authorized FT

2021	12
2022	12
2023	12.7
2024	14.7
2025	15

Summary of Expenses by Category

Expense Summary	FY 2022 Actuals	FY 2023 Actuals	FY 2024 Adopted Budget	FY 2024 Projected	FY 2025 Budget	$ Diff (Budget vs. Budget)
Salaries & Benefits	992,303	1,184,785	1,648,815	1,632,441	1,730,793	81,978
Materials & Supplies	559,821	620,655	520,275	585,236	601,995	81,720
Capital Outlays	152,313	141,767	341,000	331,000	163,000	-178,000
Grand Total	1,704,437	1,947,207	2,510,090	2,548,677	2,495,788	-14,302

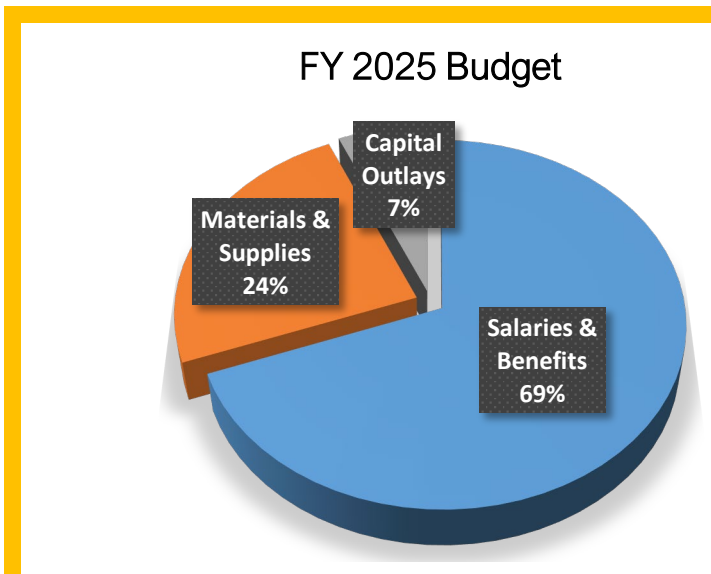

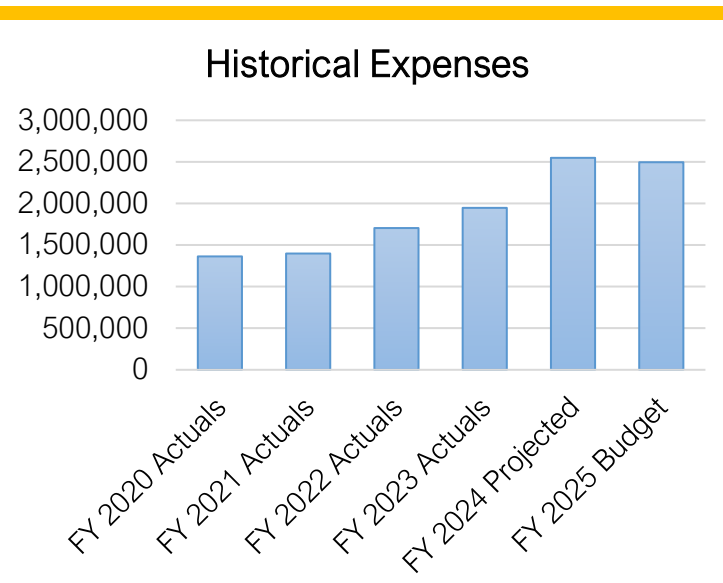

FY 2024-25 Budget
General Fund - General Government - Facility Services

Summary of Capital Outlay	FY 2025 Dept. Request	FY 2025 Proposed	
8426 Chevrolet Equinox	35,000	-	
8406 2006 FORD F-250 Replacement	50,000	-	
1998 FORD E-350 Replacement	55,000	55,000	
Custodial equipment replacement	10,000	10,000	
Rec Center main gym wall painting	14,000	15,000	
Police Department and Fire Stations Digital locks upgrades	45,000	20,000	*Changed to 5 year program
Racquetball court walls renovation	75,000	-	*Funded in FY 2024 due to
Ice Machines, fountain and swamp cooler replacements	20,000	20,000	reciept of insurance reimb.
City Wide HVAC replacement units	28,000	28,000	
City Facilities Hardwood flooring maintenance	15,000	15,000	
Grand Total	**347,000**	**163,000**	

FY 2024-25 Budget
General Fund - Facilities Services - Line Item Budget

Account Number	FY 2023 Actuals	FY 2024 Adopted Budget	FY 2024 Amended Budget	FY 2024 12-Month Estimate	FY 2025 Dept Request	FY 2025 Budget
10-4160-1100 - Salaries & Wages Full/Time	562,650	861,986	861,986	850,980	945,121	936,636
10-4160-1200 - Salaries & Wages Part/Time	287,055	272,718	272,718	352,429	370,576	307,000
10-4160-1210 - Overtime Pay	10,777	5,000	5,000	5,000	6,000	6,000
10-4160-1300 - Fica	64,316	87,189	87,189	79,731	101,109	95,596
10-4160-1310 - Insurance Benefits	161,084	274,447	274,447	207,640	235,574	234,423
10-4160-1320 - Retirement Benefits	98,902	147,475	147,475	136,661	155,688	151,138
Salaries & Benefits Total	**1,184,785**	**1,648,815**	**1,648,815**	**1,632,441**	**1,814,068**	**1,730,793**
10-4160-2100 - Subscriptions & Memberships	50	1,550	1,550	1,500	1,600	1,600
10-4160-2200 - Ordinances & Publications	0	500	500	250	0	0
10-4160-2300 - Travel & Training	2,544	14,910	14,910	14,010	14,450	14,450
10-4160-2400 - Office Supplies	507	1,600	1,600	1,600	4,600	4,600
10-4160-2430 - Computer Software	9,168	12,950	12,950	12,950	12,950	12,950
10-4160-2500 - Equip Supplies & Maintenance	35,320	38,900	38,900	38,900	46,400	41,600
10-4160-2600 - Buildings And Grounds	70,934	55,000	55,000	60,000	63,950	73,950
10-4160-2670 - Fuel	23,652	22,000	22,000	19,139	23,000	23,000
10-4160-2680 - Fleet Maintenance	16,990	12,000	12,000	14,905	13,000	13,000
10-4160-2700 - Special Departmental Supplies	79,912	72,500	72,500	80,000	79,750	79,750
10-4160-2761 - Asphalt Maintenance	39,987	40,000	40,000	40,000	45,000	45,000
10-4160-2800 - Telephone	9,873	10,500	10,500	9,729	11,000	11,000
10-4160-2900 - Rent Of Property & Equipment	23	0	0	0	0	0
10-4160-2910 - Power Bills	93,144	99,000	99,000	103,891	105,000	105,000
10-4160-3100 - Professional & Tech. Services	172,916	110,585	110,585	159,024	141,085	141,085
10-4160-4500 - Uniforms	4,151	4,580	4,580	4,000	5,360	5,360
10-4160-5100 - Insurance And Surety Bonds	21,485	23,700	23,700	25,338	29,650	29,650
10-4160-5400 - Lease Payments	40,000	0	0	0	0	0
Materials & Supplies Total	**620,655**	**520,275**	**520,275**	**585,236**	**596,795**	**601,995**
10-4160-7300 - Improvements	63,333	315,000	375,000	305,000	197,000	98,000
10-4160-7400 - Equipment Purchases	78,433	26,000	26,000	26,000	150,000	65,000
Capital Outlays Total	**141,767**	**341,000**	**401,000**	**331,000**	**347,000**	**163,000**
Grand Total	**1,947,207**	**2,510,090**	**2,570,090**	**2,548,677**	**2,757,863**	**2,495,788**

FY 2024-25 Budget
General Fund - General Government - Fleet Services

Department Overview

Fleet Services is a division of the Operations Department. Fleet Services is responsible for maintaining the City's vehicular and construction equipment fleet. Services include vehicular fleet maintenance; preventative maintenance; unscheduled repair and road service; fuel site maintenance and fuel inventory control; parts inventory control; working with other City divisions and the Purchasing Division to prepare equipment specifications and bid analysis; and vehicle disposal.

Department Position Overview

Administrative Professional
Apprentice Technician
Fleet Manager
Fleet Supervisor (2)
Inventory/Scheduling Coordinator (3)
Journey Technician
Lube Technician
Master Technician (6.5)

Authorized FT

2021	14.5
2022	16.5
2023	16.5
2024	16.5
2025	16.5

Summary of Expenses by Category

Expense Summary	FY 2022 Actuals	FY 2023 Actuals	FY 2024 Adopted Budget	FY 2024 Projected	FY 2025 Budget	$ Diff (Budget vs. Budget)
Salaries & Benefits	1,271,450	1,358,295	1,813,417	1,680,734	1,820,599	7,182
Materials & Supplies	179,229	204,883	254,166	214,180	273,727	19,561
Capital Outlays	47,801	6,422	15,000	10,000	0	-15,000
Transfers	0	0	0	0	0	0
Grand Total	**1,498,480**	**1,569,600**	**2,082,583**	**1,904,914**	**2,094,326**	**11,743**

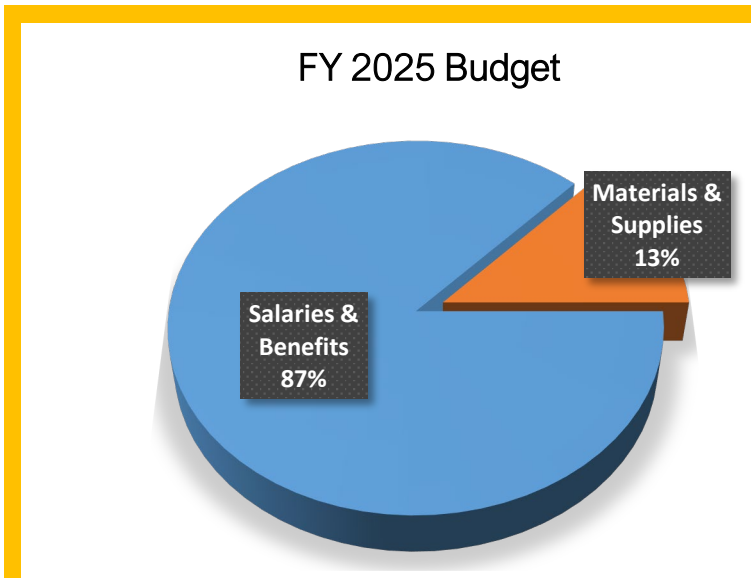

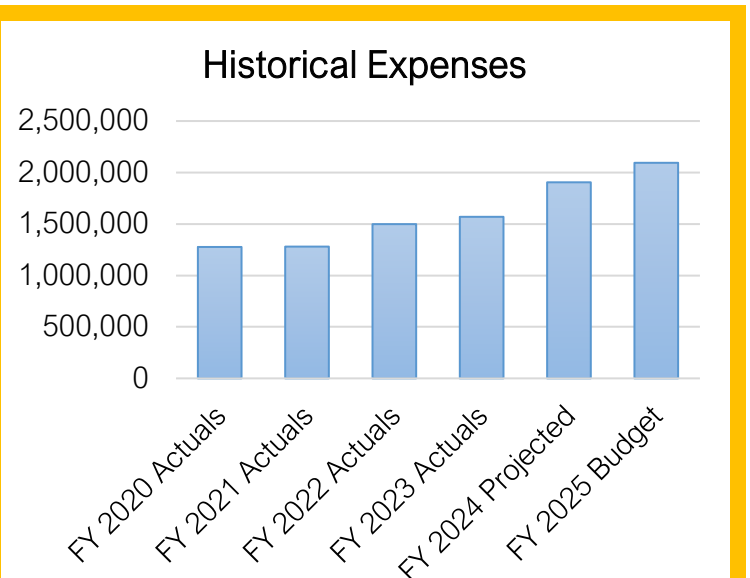

Summary of Capital Outlay

	FY 2025 Dept. Request	FY 2025 Proposed	
Hunter Tire Machine	10,500	-	*Purchased in FY 2024
John Deere Gator	12,500	-	
Shop Truck	94,000	-	
Grand Total	**117,000**	**-**	

FY 2024-25 Budget
General Fund - Fleet Maintenance - Line Item Budget

Account Number	FY 2023 Actuals	FY 2024 Adopted Budget	FY 2024 Amended Budget	FY 2024 12-Month Estimate	FY 2025 Dept Request	FY 2025 Budget
10-4440-1100 - Salaries & Wages Full/Time	925,405	1,195,456	1,195,456	1,126,000	1,274,741	1,207,305
10-4440-1200 - Salaries & Wages Part/Time	0	30,000	30,000	30,000	30,000	30,000
10-4440-1210 - Overtime Pay	405	1,000	1,000	1,149	1,000	1,000
10-4440-1300 - Fica	69,064	93,826	93,826	78,990	99,888	94,731
10-4440-1310 - Insurance Benefits	200,276	291,278	291,278	263,565	318,732	298,124
10-4440-1320 - Retirement Benefits	163,145	201,857	201,857	181,030	205,804	189,439
Salaries & Benefits Total	**1,358,295**	**1,813,417**	**1,813,417**	**1,680,734**	**1,930,165**	**1,820,599**
10-4440-2100 - Subscriptions & Memberships	564	1,450	1,450	1,100	1,450	1,450
10-4440-2300 - Travel & Training	42,263	50,000	50,000	40,000	52,200	52,200
10-4440-2400 - Office Supplies	3,065	5,000	5,000	2,700	5,000	5,000
10-4440-2430 - Computer Software	41,308	47,850	47,850	40,000	50,150	50,150
10-4440-2450 - Safety Equipment	1,935	3,500	3,500	3,000	3,500	3,500
10-4440-2500 - Equip Supplies & Maintenance	42,563	53,950	53,950	48,000	66,560	66,560
10-4440-2600 - Buildings And Grounds	11,331	13,200	13,200	13,000	13,300	13,300
10-4440-2630 - Janitorial & Bldg. Supplies	1,904	2,600	2,600	2,200	2,600	2,600
10-4440-2670 - Fuel	4,581	5,000	5,000	4,500	5,000	5,000
10-4440-2680 - Fleet Maintenance	5,895	8,000	8,000	4,000	8,000	8,000
10-4440-2701 - Parts Inventory Clearing Acct	6,564	0	0	0	0	0
10-4440-2800 - Telephone	2,241	4,000	4,000	2,300	4,000	4,000
10-4440-2910 - Power Bills	27,575	30,000	30,000	28,000	30,000	30,000
10-4440-3100 - Professional & Tech. Services	6,737	13,616	13,616	10,000	13,676	13,676
10-4440-4500 - Uniforms	4,851	6,500	6,500	5,500	6,500	6,500
10-4440-5100 - Insurance And Surety Bonds	8,256	9,500	9,500	9,880	11,791	11,791
10-4440-6110 - Gasoline Clearing Account	-6,751	0	0	0	0	0
Materials & Supplies Total	**204,883**	**254,166**	**254,166**	**214,180**	**273,727**	**273,727**
10-4440-7300 - Improvements	0	15,000	15,000	0	0	0
10-4440-7400 - Equipment Purchases	6,422	0	0	10,000	117,000	0
Capital Outlays Total	**6,422**	**15,000**	**15,000**	**10,000**	**117,000**	**0**
Grand Total	**1,569,600**	**2,082,583**	**2,082,583**	**1,904,914**	**2,320,892**	**2,094,326**

THIS PAGE INTENTIONALLY LEFT BLANK

FY 2024-25 Budget
General Fund - Public Safety

Service Area Overview

Public Safety Services is comprised of departments which provide our community with safety, security, protection and emergency response through Police, Fire, and E-911 Dispatch services. Departments included in this service area are highlighted below.

Departments	FY 2023 Actuals	FY 2024 Adopted Budget	FY 2024 Amended Budget	FY 2025 Budget	$ Diff from Adopted	% Diff from Adopted	# of Full-Time Personnel
4211 - Police	24,353,321	28,984,753	29,743,465	31,643,952	2,659,199	9.2%	178.00
4213 - Police Dispatch	3,560,863	4,651,375	4,870,736	5,255,272	603,897	13.0%	46.00
4212 - HIDTA Grant	108,465	192,830	223,003	182,257	-10,573	-5.5%	-
4214 - CCJJ Grant	90,505	97,000	97,000	99,800	2,800	2.9%	-
4220 - Fire Department	8,247,304	13,734,640	13,751,838	12,298,188	-1,436,452	-10.5%	80.00
Grand Total	**36,360,457**	**47,660,598**	**48,686,042**	**49,479,469**	**1,818,871**	**3.8%**	**304.00**

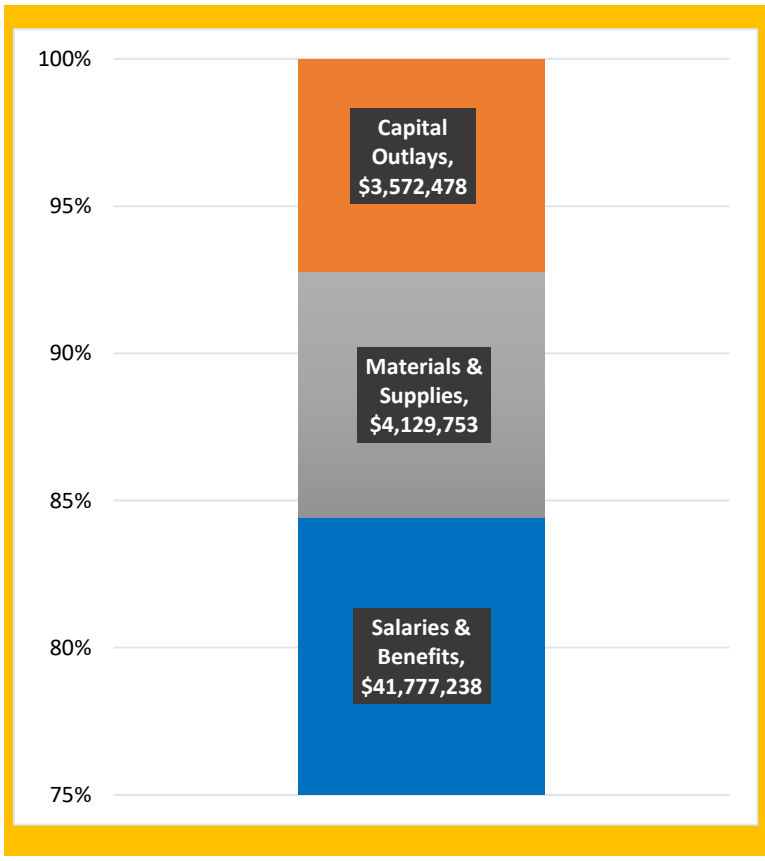

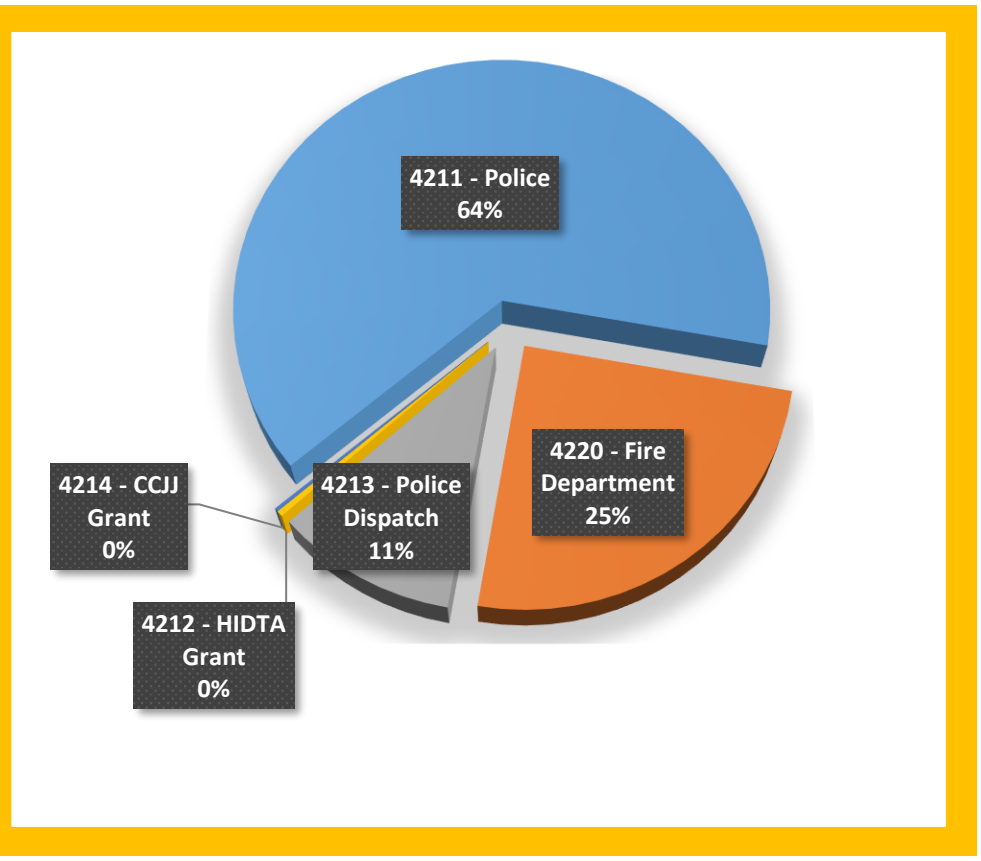

FY 2024-25 Budget
General Fund - Public Safety - Police

Department Overview

The mission of the St. George Police Department is to work with the citizens of St. George to preserve life, maintain human rights, protect property, and promote individual responsibility and community commitment. We are committed to providing professional and innovative police services. Our goal is to make St. George a safe and enjoyable city to live, work, and visit for everyone.

Department's Responsibilities

1. Respond to calls for police service.
2. Provide 911 and dispatch service.
3. Build trust and relationships with the community.
4. Encourage traffic law compliance.
5. Investigate crime and hold perpetrators accountable.
6. Partner with all city departments.
7. Develop trained units for specialized response.
8. Set standards based on best practices.

Council Goals We Achieve

☑ Be Great at the Basics	☑ Deliver Exceptional Experiences	☐ Support & Sustain a Strong Economy
☑ Encourage Community & Connection	☐ Maintain Financial Strength	☑ Sustain Organizational Excellence

Department's Top Three Goals

Provide a safe city for all who are present. We will provide an appropriate avenue for crimes to be reported, respond to calls that require police assistance, and proactively engage in problem solving and community policing.	Provide safe roadways and highways for those traveling within the city by any mode of transportation.	Appropriately dispatch all calls for service that come into our communications center. This center provides police, fire, and medical dispatching as well as all 911 calls for the majority of Washington County.

FY 2024-25 Budget
General Fund - Public Safety - Police

Department Performance Measures	FY 22/23 Actual	FY 23/24 Estimate	Target / Goal
Reduce respond time to in-progress calls	8 mins 27 secs	7 mins 55 secs	5 mins
Reduce crashes by 10% (annual crash totals)	2,428	2,300	2,185
Answer all 911 calls within 10 seconds (NENA standard)	99.53%	99.370%	100.00%

Top Three Accomplishments During FY 2024

School safety and relations: Purchased additional equipment that was installed in school resource officers' offices that will be helpful in the event of an active shooter event. School resource officers implemented a summer program where they would interact with students to build relationships and trust to help them in their transition from one school to the next.

Police training: Over the past several years, we have made training our officers a priority. We have grown in size to a point that we implemented a full-time training unit. The benefit of this is it will keep other officers freed up to work in their primary assignments.

Staffing: Two years ago, we proposed a 5-year staffing estimate. We have made significant progress in increasing our police department staffing to meet the needs of our city. Currently, we are having a patrol staffing analysis conducted to help us better understand what our needs may be as we look toward the future.

Related General Fund Budgets

Police (4211)

Dispatch (4213)

Drug Task Force (4212 & 4214)

FY 2024-25 Budget
General Fund - Public Safety - Police

Department Overview

The Police budget includes the following activities Administrative Services, Patrol, Investigations, Special Enforcement, and Communications. Functions within these divisions include Bicycle Patrol, Motorcycle Patrol, K-9 unit, School Resource Officers, and Animal Control.

Department Position Overview

		Authorized FT	
Chief Of Police	Animal Services Officer	2021	133
Deputy Chief Of Police	Animal Services Officer II (3)	2022	146
Police Captain (3)	Animal Services Supervisor (2)	2023	157
Police Lieutenant (10)	Police Records Customer Service Rep	2024	169
Police Officer I (20)	Police Records Supervisor	2025	178
Police Officer II (13)	Police Records Technician (2)		
Police Officer III (83)	Police Records Technician II		
Police Officer Trainee (3)	Police Records Technician III (4)		
Police Sergeant (19)	Community Services Officer (2)		
Evidence Custodian (2)	Public Safety Grants Manager		
Administrative Professional III	Animal Services Dispatcher/Office Specialist		
Quartermaster	Victim Witness Coordinator (2)		

Summary of Expenses by Category

Expense Summary	FY 2022 Actuals	FY 2023 Actuals	FY 2024 Adopted Budget	FY 2024 Projected	FY 2025 Budget	$ Diff (Budget vs. Budget)
Salaries & Benefits	16,376,038	20,043,467	23,491,802	23,293,528	26,563,886	3,072,084
Materials & Supplies	2,125,764	2,386,881	2,535,397	2,692,697	2,705,866	170,469
Capital Outlays	1,667,019	1,922,973	2,957,554	3,620,853	2,374,200	-583,354
Debt Service	1,940	0	0	0	0	0
Grand Total	**20,170,762**	**24,353,321**	**28,984,753**	**29,607,078**	**31,643,952**	**2,659,199**

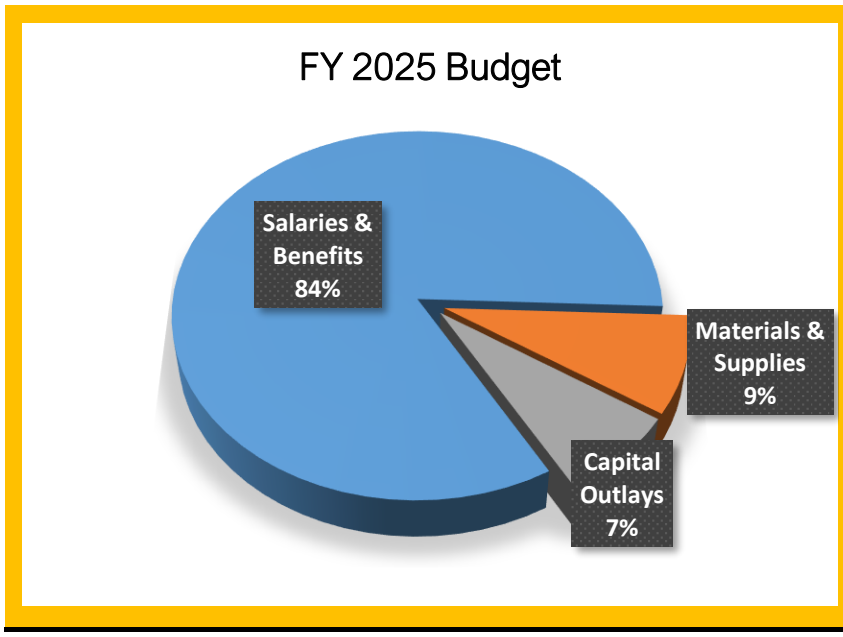

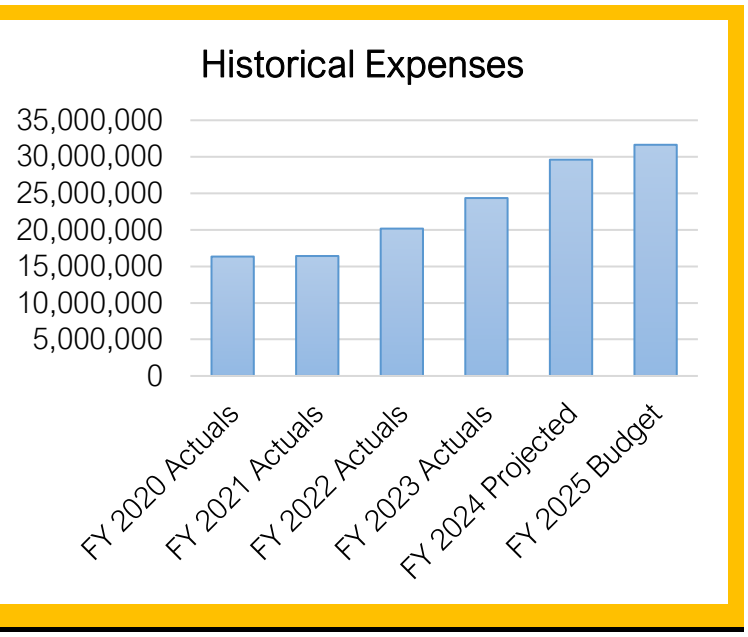

FY 2024-25 Budget
General Fund - Public Safety - Police

Summary of Capital Outlay	FY 2025 Dept. Request	FY 2025 Proposed	
Vehicle Replacements (20)	1,449,000	1,449,000	*GCPF Fund Balance
New Vehicles (9)	698,400	698,400	*GCPF Fund Balance
Motorcycle Replacements (2)	65,000	65,000	
Police Department Parking Lot Resurfacing/Maintenance	20,000	-	*Moved to Pavement Mgmt
Flood Lighting - portable battery operated	3,600	-	*Funded in FY 2024
Stop Sticks	5,760	5,760	
Negotiations Throw Phone	18,000	18,000	
SWAT Ballistic Helmets	18,000	-	*Funded in FY 2024
Exercise Equipment	5,000	5,000	
Tonneau Covers for Trucks	6,000	-	*Funded in FY 2024
Defensive Tactics Mats	6,500	6,500	
Public Order Shields	3,000	3,000	
Transport Cages for Bike Trucks	10,000	10,000	
Through wall radar device	3,000	-	*Funded in FY 2024
Drone - SWAT	25,000	25,000	
Sniper Rifle (Rifle and Optics) - 2/year x 3 years	10,200	-	*Funded in FY 2024
Public Order Ballistic Plates	10,140	10,140	
PIT Bumpers	26,100	26,100	
Equipment Locker - Patrol	15,000	15,000	
40 MM Single Shot Launcher - Patrol and SWAT	4,800	4,800	
Drone - Multi Division Use	6,500	6,500	
Fixed Automated License Plate Reader Cameras (ALPRs)	16,000	16,000	
Firearms Range Maintenance	5,000	5,000	
FY 25 Animal Shelter Maintenance	5,000	5,000	
Grand Total	**2,435,000**	**2,374,200**	

FY 2024-25 Budget
General Fund - Police - Line Item Budget

Account Number	FY 2023 Actuals	FY 2024 Adopted Budget	FY 2024 Amended Budget	FY 2024 12-Month Estimate	FY 2025 Dept Request	FY 2025 Budget
10-4211-1100 - Salaries & Wages Full/Time	12,270,645	14,227,200	14,275,872	14,292,893	16,296,504	16,274,231
10-4211-1200 - Salaries & Wages Part/Time	444,747	492,996	492,996	475,000	584,446	584,446
10-4211-1210 - Overtime Pay	560,085	525,000	525,000	600,000	650,000	600,000
10-4211-1300 - Fica	995,561	1,174,652	1,178,375	1,143,575	1,350,187	1,344,660
10-4211-1310 - Insurance Benefits	2,100,525	2,856,882	2,856,882	2,570,000	2,935,309	2,934,151
10-4211-1320 - Retirement Benefits	3,671,903	4,215,072	4,229,090	4,212,060	4,842,154	4,826,398
Salaries & Benefits Total	**20,043,467**	**23,491,802**	**23,558,215**	**23,293,528**	**26,658,600**	**26,563,886**
10-4211-2100 - Subscriptions & Memberships	5,518	5,739	5,739	5,000	6,206	6,206
10-4211-2200 - Ordinances & Publications	1,495	1,500	1,500	1,532	1,500	1,500
10-4211-2300 - Travel & Training	136,783	106,101	106,101	115,000	139,221	139,221
10-4211-2400 - Office Supplies	26,932	32,200	32,200	35,000	27,600	27,600
10-4211-2410 - Credit Card Discounts	951	1,000	1,000	1,005	500	500
10-4211-2430 - Computer Software	292,791	251,160	251,160	280,000	330,397	330,397
10-4211-2500 - Equip Supplies & Maintenance	3,842	4,000	4,000	4,000	2,000	2,000
10-4211-2600 - Buildings And Grounds	12,055	5,000	5,000	12,000	12,000	12,000
10-4211-2670 - Fuel	357,476	400,000	400,000	380,000	400,000	400,000
10-4211-2680 - Fleet Maintenance	203,330	200,000	200,000	250,000	200,000	200,000
10-4211-2700 - Special Departmental Supplies	162,116	218,999	218,999	256,800	149,744	125,050
10-4211-2703 - Merchandise Cost Of Goods Sold	6,352	10,000	10,000	10,000	10,000	10,000
10-4211-2725 - Police Volunteer Program	0	1,000	1,000	1,000	1,000	1,000
10-4211-2731 - Special Operations	11,006	2,000	2,000	5,678	2,000	2,000
10-4211-2800 - Telephone	189,916	185,296	185,296	170,000	175,000	175,000
10-4211-2910 - Power Bills	51,295	60,000	60,000	56,000	54,000	54,000
10-4211-3100 - Professional & Tech. Services	247,971	255,900	255,900	260,000	273,100	273,100
10-4211-4200 - Animal Shelter Donation Expenses	0	5,000	5,000	0	5,000	5,000
10-4211-4201 - Police Project Lifesaver Donation Exper	839	3,000	3,000	0	1,000	1,000
10-4211-4202 - Animal Training Donation Expenses	1,423	2,500	14,500	21,080	2,500	2,500
10-4211-4203 - Public Safety Donation Expenses	29,473	10,000	10,000	0	10,000	10,000
10-4211-4204 - Shop With A Cop Donation Expenses	16,153	16,000	16,000	16,000	16,000	16,000
10-4211-4500 - Uniforms	247,711	262,296	262,296	220,000	327,100	327,100
10-4211-4510 - Animal Shelter	96,592	58,000	58,000	96,247	58,500	58,500
10-4211-5100 - Insurance And Surety Bonds	125,314	179,900	179,900	204,865	281,818	249,673
10-4211-5200 - Claims Paid	1,130	5,000	5,000	0	5,000	5,000
10-4211-5400 - Lease Payments	130,903	223,806	223,806	230,000	234,519	234,519
10-4211-6100 - Sundry Charges	27,514	30,000	30,000	30,000	20,000	20,000
10-4211-4205 - Internet Crimes Against Children Donat	0	0	17,000	31,490	17,000	17,000
Materials & Supplies Total	**2,386,881**	**2,535,397**	**2,564,397**	**2,692,697**	**2,762,705**	**2,705,866**
10-4211-7300 - Improvements	25,739	10,000	10,000	10,000	30,000	10,000
10-4211-7400 - Equipment Purchases	1,897,234	2,947,554	3,610,853	3,610,853	2,405,000	2,364,200
Capital Outlays Total	**1,922,973**	**2,957,554**	**3,620,853**	**3,620,853**	**2,435,000**	**2,374,200**
Grand Total	**24,353,321**	**28,984,753**	**29,743,465**	**29,607,078**	**31,856,305**	**31,643,952**

FY 2024-25 Budget
General Fund - Public Safety - Dispatch

Department Overview

The 911 Communications Center is the dispatch center for every police, fire, and ambulance agency in Washington County as well as being the 911 center for the public. Thousands of 911 calls are received as well as many more non-emergency calls which are disseminated from the Communications Center to the appropriate agency. Dispatch personnel are Emergency Medical Dispatch (EMD) certified and attend prescribed training programs to maintain their national and state certifications. The 911 Communications Center is funded both by a 911 surcharge assessed against phone users and also funded by other municipal and emergency agencies who use the Center's services.

Department Position Overview

		Authorized FT	
Communication Center Assistant Manager	Emergency Medical Dispatcher II (1)	2021	40
Communication Manager	Emergency Medical Dispatcher III (13)	2022	41
Dispatch Shift Supervisor (7)		2023	44
E911 Systems Administrator		2024	46
Emergency Medical Dispatcher (22)		2025	46

Summary of Expenses by Category

Expense Summary	FY 2022 Actuals	FY 2023 Actuals	FY 2024 Adopted Budget	FY 2024 Projected	FY 2025 Budget	$ Diff (Budget vs. Budget)
Salaries & Benefits	2,881,061	3,117,398	4,290,071	3,745,877	4,879,626	589,555
Materials & Supplies	449,585	404,461	342,304	356,629	375,646	33,342
Capital Outlays	9,503	39,004	19,000	150,511	0	-19,000
Debt Service	0	0	0	0	0	0
Grand Total	3,340,150	3,560,863	4,651,375	4,253,017	5,255,272	603,897

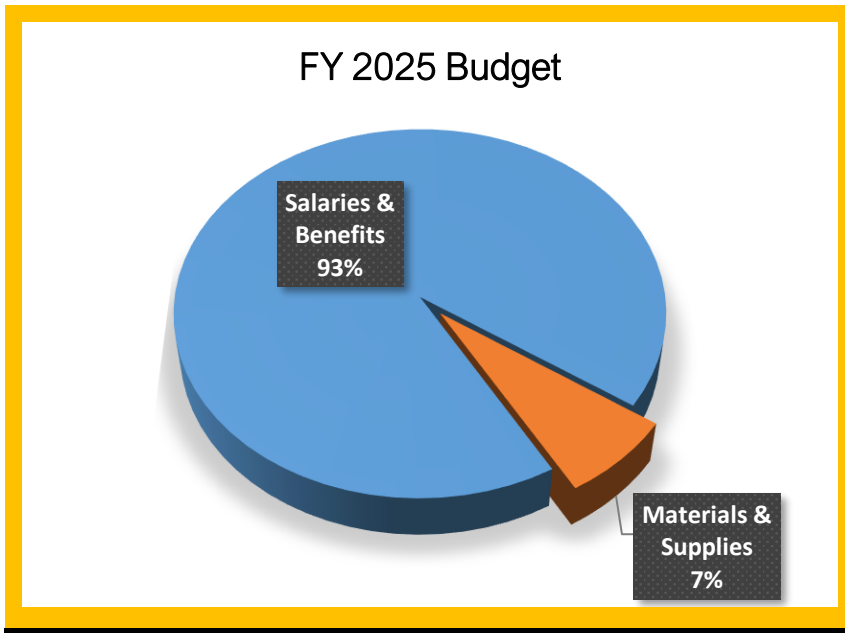

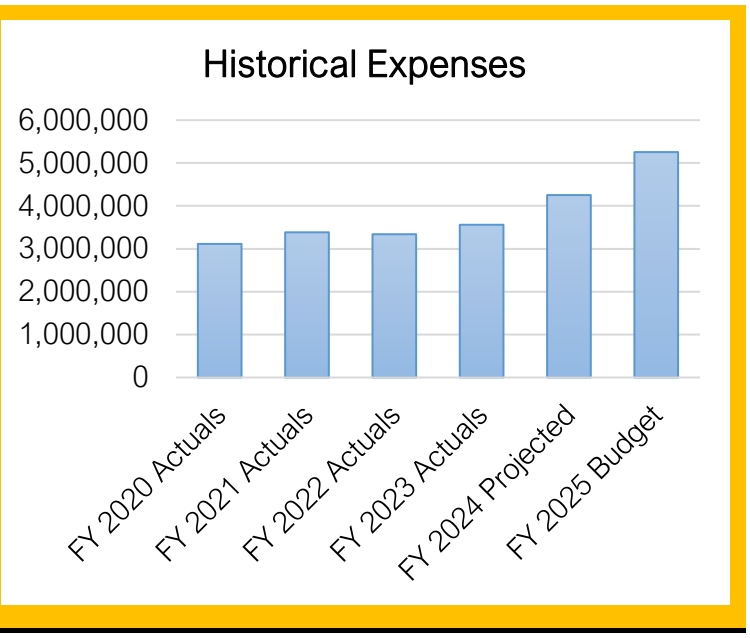

Summary of Capital Outlay

There are no capital outlay requests this fiscal year.

FY 2024-25 Budget
General Fund - Police Dispatch - Line Item Budget

Account Number	FY 2023 Actuals	FY 2024 Adopted Budget	FY 2024 Amended Budget	FY 2024 12-Month Estimate	FY 2025 Dept Request	FY 2025 Budget
10-4213-1100 - Salaries & Wages Full/Time	1,960,169	2,686,790	2,686,790	2,322,202	3,220,576	3,237,584
10-4213-1200 - Salaries & Wages Part/Time	56,686	73,000	73,000	37,276	73,000	73,000
10-4213-1210 - Overtime Pay	159,278	65,000	65,000	261,599	65,000	65,000
10-4213-1300 - Fica	158,338	216,097	216,097	193,500	256,927	258,236
10-4213-1310 - Insurance Benefits	427,859	805,984	805,984	495,000	743,514	743,777
10-4213-1320 - Retirement Benefits	355,067	443,200	443,200	436,300	512,848	502,029
Salaries & Benefits Total	**3,117,398**	**4,290,071**	**4,290,071**	**3,745,877**	**4,871,865**	**4,879,626**
10-4213-2100 - Subscriptions & Memberships	3,813	4,060	4,060	4,000	4,060	4,060
10-4213-2300 - Travel & Training	32,176	30,378	56,398	40,591	19,402	19,402
10-4213-2400 - Office Supplies	5,762	3,500	3,500	4,000	5,000	5,000
10-4213-2430 - Computer Software	83,536	92,291	107,291	105,000	129,765	129,765
10-4213-2500 - Equip Supplies & Maintenance	43	3,000	3,000	3,000	2,500	2,500
10-4213-2600 - Buildings And Grounds	0	1,000	1,000	1,000	1,000	1,000
10-4213-2670 - Fuel	1,376	2,500	2,500	1,500	1,500	1,500
10-4213-2680 - Fleet Maintenance	54	1,500	1,500	1,500	1,000	1,000
10-4213-2700 - Special Departmental Supplies	140,949	6,775	53,605	18,600	6,775	6,775
10-4213-2800 - Telephone	55,352	107,000	107,000	100,000	4,500	4,500
10-4213-2910 - Power Bills	10,000	10,000	10,000	8,333	10,000	10,000
10-4213-3100 - Professional & Tech. Services	48,583	48,800	48,800	45,000	156,676	156,676
10-4213-4500 - Uniforms	2,820	8,500	8,500	5,500	8,500	8,500
10-4213-5100 - Insurance And Surety Bonds	11,202	15,000	15,000	14,105	16,968	16,968
10-4213-5200 - Claims Paid	0	2,000	2,000	0	2,000	2,000
10-4213-6100 - Sundry Charges	8,795	6,000	6,000	4,500	6,000	6,000
Materials & Supplies Total	**404,461**	**342,304**	**430,154**	**356,629**	**375,646**	**375,646**
10-4213-7400 - Equipment Purchases	39,004	19,000	150,511	150,511	0	0
Capital Outlays Total	**39,004**	**19,000**	**150,511**	**150,511**	**0**	**0**
Grand Total	**3,560,863**	**4,651,375**	**4,870,736**	**4,253,017**	**5,247,511**	**5,255,272**

FY 2024-25 Budget
General Fund - Public Safety - HIDTA Grant

Department Overview

The City Police Department operates a multi-jurisdictional Drug and Gang Task Force comprised of Officers from St. George, Washington County Sheriff's Office, Hurricane, Washington City, and the Utah Highway Patrol. The Task Force's primary activities include surveillance, serving search warrants, seizing and halting production of controlled substances and documenting known gang members and suppressing their activities. With the exception of salaries, funding is provided by three federal and state grants: the High Intensity Drug Traffic Area (HIDTA) grant; and both the Byrne Memorial Justice Assistance Grant and the State Asset Forfeiture Grant through the Commission of Criminal and Juvenile Justice (CCJJ).

Department Position Overview

There are no positions funded in this division

Authorized FT	
2021	0
2022	0
2023	0
2024	0
2025	0

Summary of Expenses by Category

Expense Summary	FY 2022 Actuals	FY 2023 Actuals	FY 2024 Adopted Budget	FY 2024 Projected	FY 2025 Budget	$ Diff (Budget vs. Budget)
Salaries & Benefits	74,665	48,916	76,650	76,650	81,200	4,550
Materials & Supplies	94,924	59,549	116,180	143,380	101,057	-15,123
Capital Outlays	0	0	0	30,172	0	0
Grand Total	**169,589**	**108,465**	**192,830**	**250,202**	**182,257**	**-10,573**

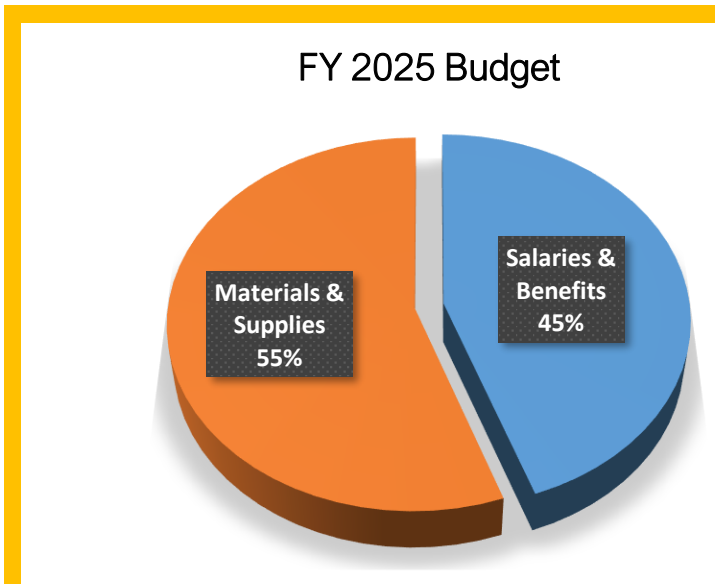

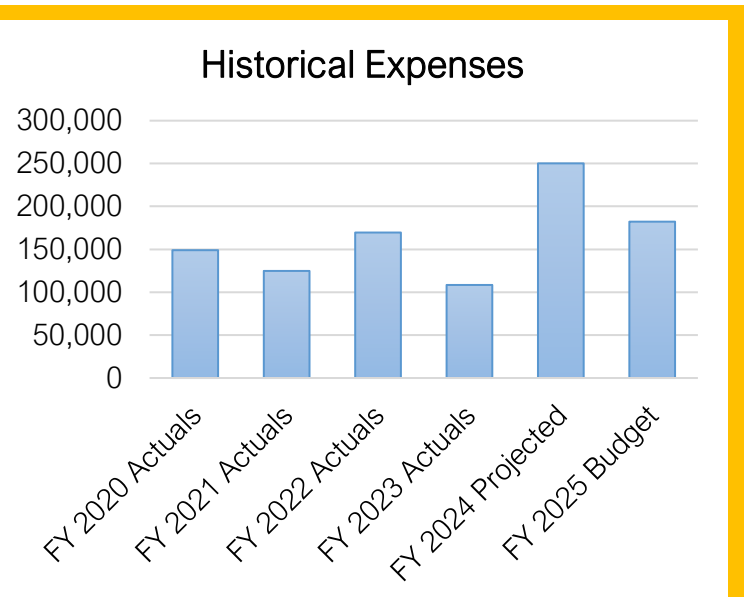

Summary of Capital Outlay

There are no capital outlay requests this fiscal year.

FY 2024-25 Budget
General Fund - HIDTA Grant - Line Item Budget

Account Number	FY 2023 Actuals	FY 2024 Adopted Budget	FY 2024 Amended Budget	FY 2024 12-Month Estimate	FY 2025 Dept Request	FY 2025 Budget
10-4212-1200 - Salaries & Wages Part/Time	39,029	14,500	14,500	14,500	15,700	15,700
10-4212-1210 - Overtime Pay	9,887	62,150	62,150	62,150	65,500	65,500
Salaries & Benefits Total	**48,916**	**76,650**	**76,650**	**76,650**	**81,200**	**81,200**
10-4212-2300 - Travel & Training	336	3,000	3,000	3,000	3,500	3,500
10-4212-2400 - Office Supplies	716	0	0	900	800	800
10-4212-2610 - Rentals	0	56,700	56,700	82,000	41,000	41,000
10-4212-2700 - Special Departmental Supplies	338	3,500	3,500	2,900	3,000	3,000
10-4212-2800 - Telephone	6,313	6,900	6,900	6,900	5,640	5,640
10-4212-3100 - Professional & Tech. Services	24,918	27,680	27,680	34,680	32,000	32,000
10-4212-5100 - Insurance And Surety Bonds	330	400	400	400	400	367
10-4212-5400 - Lease Payments	26,597	18,000	18,000	12,600	14,750	14,750
Materials & Supplies Total	**59,549**	**116,180**	**116,180**	**143,380**	**101,090**	**101,057**
10-4212-7400 - Equipment Purchases	0	0	30,173	30,172	0	0
Capital Outlays Total	**0**	**0**	**30,173**	**30,172**	**0**	**0**
Grand Total	**108,465**	**192,830**	**223,003**	**250,202**	**182,290**	**182,257**

FY 2024-25 Budget
General Fund - Public Safety - CCJJ

Department Overview

The City Police Department operates a multi-jurisdictional Drug and Gang Task Force comprised of Officers from St. George, Washington County Sheriff's Office, Hurricane, Washington City, and the Utah Highway Patrol. The Task Force's primary activities include surveillance, serving search warrants, seizing and halting production of controlled substances and documenting known gang members and suppressing their activities. With the exception of salaries, funding is provided by three federal and state grants: the High Intensity Drug Traffic Area (HIDTA) grant; and both the Byrne Memorial Justice Assistance Grant and the State Asset Forfeiture Grant through the Commission of Criminal and Juvenile Justice (CCJJ).

Department Position Overview

There are no positions funded in this division

Authorized FT	
2021	0
2022	0
2023	0
2024	0
2025	0

Summary of Expenses by Category

Expense Summary	FY 2022 Actuals	FY 2023 Actuals	FY 2024 Adopted Budget	FY 2024 Projected	FY 2025 Budget	$ Diff (Budget vs. Budget)
Salaries & Benefits	12,279	32,966	33,100	35,100	37,250	4,150
Materials & Supplies	55,479	54,285	63,900	63,900	62,550	-1,350
Capital Outlays	30,728	3,254	0	1,000	0	0
Grand Total	**98,487**	**90,505**	**97,000**	**100,000**	**99,800**	**2,800**

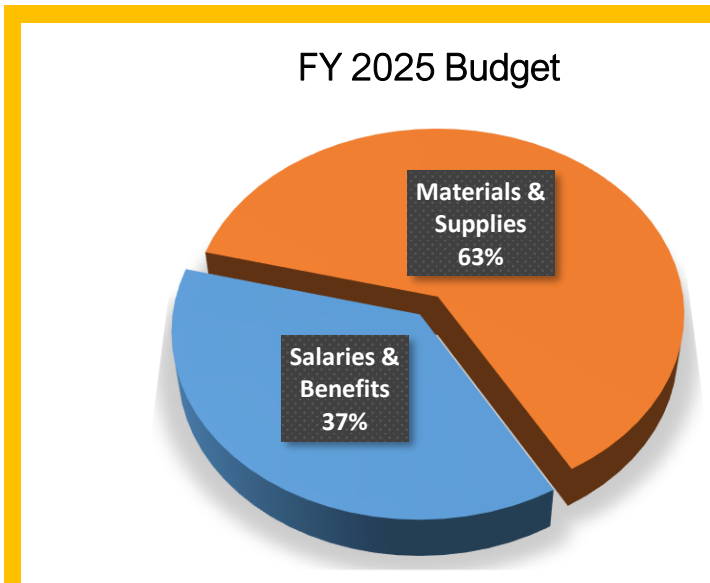

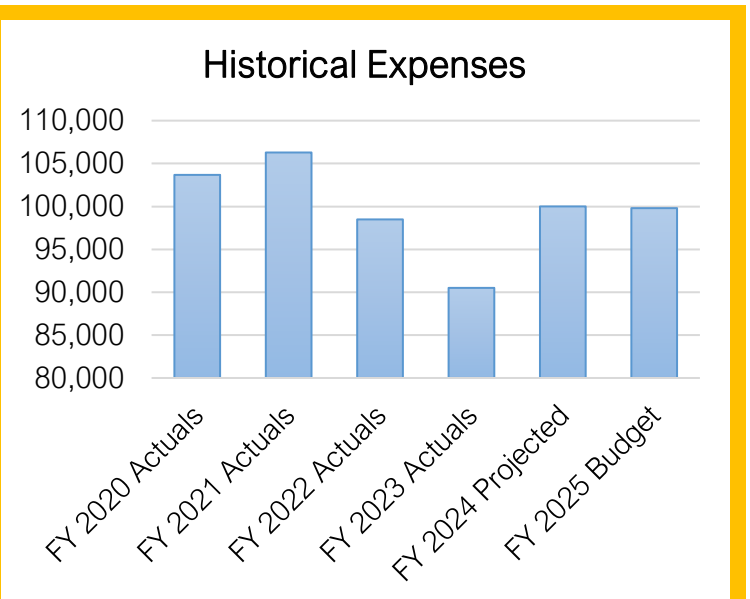

Summary of Capital Outlay

There are no capital outlay requests this fiscal year.

FY 2024-25 Budget
General Fund - CCJJ Grant - Line Item Budget

Account Number	FY 2023 Actuals	FY 2024 Adopted Budget	FY 2024 Amended Budget	FY 2024 12-Month Estimate	FY 2025 Dept Request	FY 2025 Budget
10-4214-1200 - Salaries & Wages Part/Time	7,700	13,100	13,100	15,100	15,500	15,500
10-4214-1210 - Overtime Pay	25,266	20,000	20,000	20,000	21,750	21,750
Salaries & Benefits Total	**32,966**	**33,100**	**33,100**	**35,100**	**37,250**	**37,250**
10-4214-2300 - Travel & Training	17,645	9,500	9,500	5,700	5,000	5,000
10-4214-2400 - Office Supplies	1,026	2,700	2,700	3,186	2,700	2,700
10-4214-2700 - Special Departmental Supplies	2,843	3,700	3,700	3,144	3,700	3,700
10-4214-2800 - Telephone	2,612	2,800	2,800	2,800	2,800	2,800
10-4214-3100 - Professional & Tech. Services	16,472	26,200	26,200	28,270	30,300	30,300
10-4214-4500 - Uniforms	190	1,000	1,000	2,800	1,800	1,800
10-4214-5400 - Lease Payments	13,497	18,000	18,000	18,000	16,250	16,250
Materials & Supplies Total	**54,285**	**63,900**	**63,900**	**63,900**	**62,550**	**62,550**
10-4214-7400 - Equipment Purchases	3,254	0	0	1,000	0	0
Capital Outlays Total	**3,254**	**0**	**0**	**1,000**	**0**	**0**
Grand Total	**90,505**	**97,000**	**97,000**	**100,000**	**99,800**	**99,800**

FY 2024-25 Budget
General Fund - Public Safety - Fire

Department Overview

The Fire Department provides emergency response services including fire, rescue, EMS/medical, extrication along with Hazardous Materials and specialized rescue. The department also provides fire prevention, code enforcement/inspection and plan reviews along with fire investigations and emergency management for the City. The department has over one hundred full-time, part-time, and reserve staff responding from seven (7) fire stations throughout the city. The department has mutual aid agreements with all cities, fire departments and/or districts located in Washington County and is a member of the five county Southwest Regional Response Team which provides hazardous-materials response to the five-county area.

Department's Responsibilities

1. Provide fire suppression, medical services, and other service calls (lifts assists, smoke detectors, etc.).
2. Fire inspections to business for fire safety.
3. Provide site and building plan reviews.
4. Provide the community with station tours and safety talks.
5. Maintain positive working relationships partners.
6. Comply with the National Fire Protection Agency Standards.
7. Stay current with the insurance Rating Services (ISO) rating.
8. Maintain and provide training opportunities to stay current on new studies and tactics.

Council Goals We Achieve

☑ Be Great at the Basics	☐ Deliver Exceptional Experiences	☐ Support & Sustain a Strong Economy
☑ Encourage Community & Connection	☐ Maintain Financial Strength	☑ Sustain Organizational Excellence

Department's Top Three Goals

St. George Fire Department will strive to provide a high level of quality care in the delivery of emergency and non-emergency services.	St. George Fire Department will provide an in house training and education program encompassing the needs of the fire prevention, suppression, rescue, and emergency medical services.	St. George Fire Department will strive to provide fire prevention and education services to the citizens of St. George City.

FY 2024-25 Budget
General Fund - Public Safety - Fire

Department Performance Measures	FY 22/23 Actual	FY 23/24 Estimate	Target / Goal
Response Time	8:20	8:11	4-6 Minutes
Inspections / Plan reviews	2,000	2,500	2,600
Training Hours	9,168	9,500	10,000

Top Three Accomplishments During FY 2024

Design two new Fire Station - Fire Station 10 in Desert Canyons and Fire Station 1 (the relocation of the ucrrent Fire Station 1). Also, work with building services and get bids to start the construction fo the two fire stations.

Purchase of needed equipment that will be or is currently outdated. Purchasing replacement of SCBA's and P25 compliant radios.

Purchase two new engine pumpers.

Related General Fund Budgets

Fire (4220)

FY 2024-25 Budget
General Fund - Public Safety - Fire

Department Overview

The Fire Department budget includes all activities within the fire department including fire, rescue, EMS/medical, extrication along with Hazardous Materials and specialized rescue, fire prevention, code enforcement/inspection and plan reviews along with fire investigations and emergency management for the City.

Department Position Overview

Authorized FT

Fire Chief	2021	46
Deputy Fire Chief (80/Hrs)	2022	56
Battalion Chief - Admin (80/Hrs)	2023	68
Battalion Chief -24/Hr (106/Hrs) (3)	2024	80
Fire Captain (18)	2025	80
Fire Captain/Inspector (80/Hrs)		
Firefighter I (41)		
Firefighter II (10)		
Firefighter III (3)		
Administrative Professional III		

Summary of Expenses by Category

Expense Summary	FY 2022 Actuals	FY 2023 Actuals	FY 2024 Adopted Budget	FY 2024 Projected	FY 2025 Budget	$ Diff (Budget vs. Budget)
Salaries & Benefits	5,531,167	6,698,763	9,736,938	8,368,746	10,215,276	478,338
Materials & Supplies	533,772	598,868	730,268	759,146	884,634	154,366
Capital Outlays	1,305,548	949,673	3,267,434	3,249,144	1,198,278	-2,069,156
Grand Total	**7,370,486**	**8,247,304**	**13,734,640**	**12,377,036**	**12,298,188**	**-1,436,452**

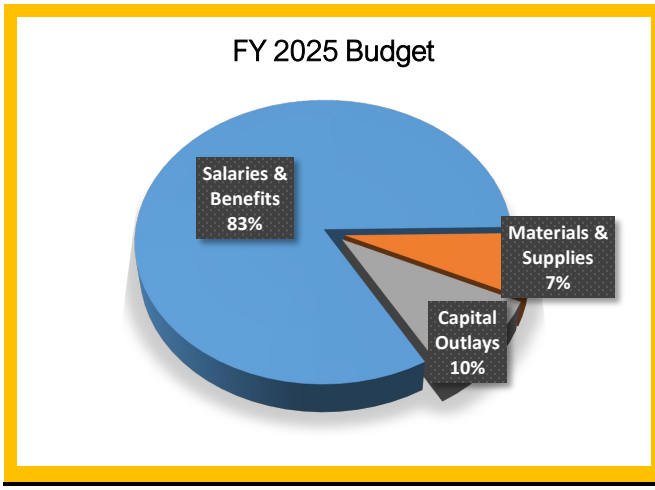

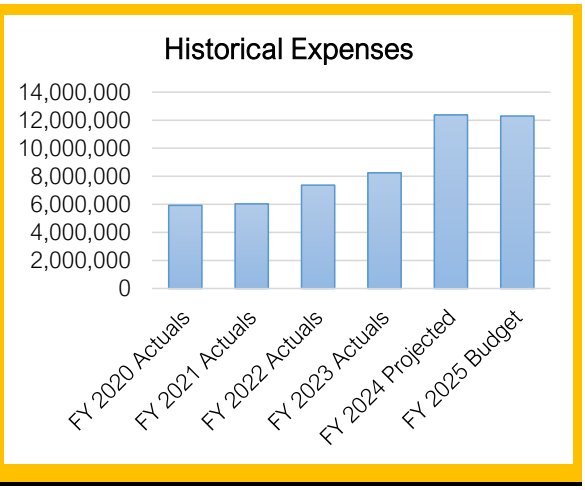

FY 2024-25 Budget
General Fund - Public Safety - Fire

Summary of Capital Outlay	FY 2025 Dept. Request	FY 2025 Proposed	
Fire Hose	28,075	28,075	
Quantative Fit Testing Machine	10,600	10,600	
IT Equipment - Non THOR	9,090	9,090	
Technical Rescue Equipment	10,000	10,000	
Administrative Vehicle	81,000	81,000	
Thermal Image Camera (TIC)	93,600	93,600	
Existing fire station furnishing replacement	8,000	8,000	
Apparatus Fire Engine/Pumper (Replacement - Year 2 pay)	435,512	435,512	
Pagers	8,500	8,500	
SCBA/Replacement Program	234,844	234,844	
PPE/Turnout/Protective Gear	183,146	183,146	
RADIOS- Two way 800Mhz radios for P25 radio compliance	70,911	70,911	
Driveway/ Approach repair	15,000	15,000	
Station Rehab	10,000	10,000	
Pavement Management	20,000	-	*Funded in Pavement Mgt
Grand Total	**1,218,278**	**1,198,278**	

FY 2024-25 Budget
General Fund - Fire Department - Line Item Budget

Account Number	FY 2023 Actuals	FY 2024 Adopted Budget	FY 2024 Amended Budget	FY 2024 12-Month Estimate	FY 2025 Dept Request	FY 2025 Budget
10-4220-1100 - Salaries & Wages Full/Time	4,169,087	5,849,952	5,863,760	5,120,000	6,263,054	6,227,820
10-4220-1200 - Salaries & Wages Part/Time	98,959	170,000	170,000	132,116	170,000	170,000
10-4220-1210 - Overtime Pay	151,230	275,200	275,200	260,000	313,900	313,900
10-4220-1300 - Fica	321,872	487,499	488,555	411,630	516,139	513,443
10-4220-1310 - Insurance Benefits	1,236,119	1,963,225	1,963,225	1,585,000	1,905,949	1,905,385
10-4220-1320 - Retirement Benefits	721,496	991,062	993,396	860,000	1,090,598	1,084,728
Salaries & Benefits Total	**6,698,763**	**9,736,938**	**9,754,136**	**8,368,746**	**10,259,640**	**10,215,276**
10-4220-2100 - Subscriptions & Memberships	2,738	3,760	3,760	3,760	4,470	4,470
10-4220-2200 - Ordinances & Publications	2,312	5,400	5,400	2,500	5,400	5,400
10-4220-2300 - Travel & Training	17,855	28,000	28,000	24,000	36,500	36,500
10-4220-2400 - Office Supplies	3,481	5,400	5,400	4,500	5,400	5,400
10-4220-2430 - Computer Software	23,188	27,240	27,240	32,540	66,019	66,019
10-4220-2500 - Equip Supplies & Maintenance	40,579	52,800	52,800	51,672	54,750	54,750
10-4220-2600 - Buildings And Grounds	15,306	18,000	18,000	8,655	18,000	18,000
10-4220-2670 - Fuel	107,659	114,500	114,500	110,405	114,500	114,500
10-4220-2680 - Fleet Maintenance	125,320	128,000	128,000	126,466	133,000	133,000
10-4220-2700 - Special Departmental Supplies	14,830	15,000	15,000	14,561	15,000	15,000
10-4220-2750 - Emergency Management	3,271	3,500	3,500	3,091	3,500	3,500
10-4220-2755 - Ems Program	18,301	18,225	18,225	18,001	18,600	18,600
10-4220-2800 - Telephone	18,933	29,513	29,513	27,009	38,463	38,463
10-4220-2900 - Rent Of Property & Equipment	0	0	0	55,000	55,000	55,000
10-4220-2910 - Power Bills	36,874	41,000	41,000	36,286	46,000	46,000
10-4220-3100 - Professional & Tech. Services	40,116	69,820	69,820	69,810	79,583	79,583
10-4220-4500 - Uniforms	81,553	111,310	111,310	109,963	116,428	116,428
10-4220-5100 - Insurance And Surety Bonds	35,292	43,800	43,800	48,927	61,466	59,021
10-4220-5200 - Claims Paid	263	0	0	0	0	0
10-4220-6100 - Sundry Charges	11,000	15,000	15,000	12,000	15,000	15,000
Materials & Supplies Total	**598,868**	**730,268**	**730,268**	**759,146**	**887,079**	**884,634**
10-4220-7300 - Improvements	0	45,000	45,000	35,000	45,000	25,000
10-4220-7400 - Equipment Purchases	949,673	3,222,434	3,222,434	3,214,144	1,173,278	1,173,278
Capital Outlays Total	**949,673**	**3,267,434**	**3,267,434**	**3,249,144**	**1,218,278**	**1,198,278**
Grand Total	**8,247,304**	**13,734,640**	**13,751,838**	**12,377,036**	**12,364,997**	**12,298,188**

THIS PAGE INTENTIONALLY LEFT BLANK

FY 2024-25 Budget
General Fund - Airport

Service Area Overview

The City of St. George operates the St. George Airport that provides regional service for all residents throughout Washington County. Departments included in this service area are highlighted below.

Departments	FY 2023 Actuals	FY 2024 Adopted Budget	FY 2024 Amended Budget	FY 2025 Budget	$ Diff from Adopted	% Diff from Adopted	# of Full-Time Personnel
5400 - Airport	2,295,029	2,580,675	2,580,675	2,596,259	15,584	0.6%	14.00
Grand Total	**2,295,029**	**2,580,675**	**2,580,675**	**2,596,259**	**15,584**	**0.6%**	**14.00**

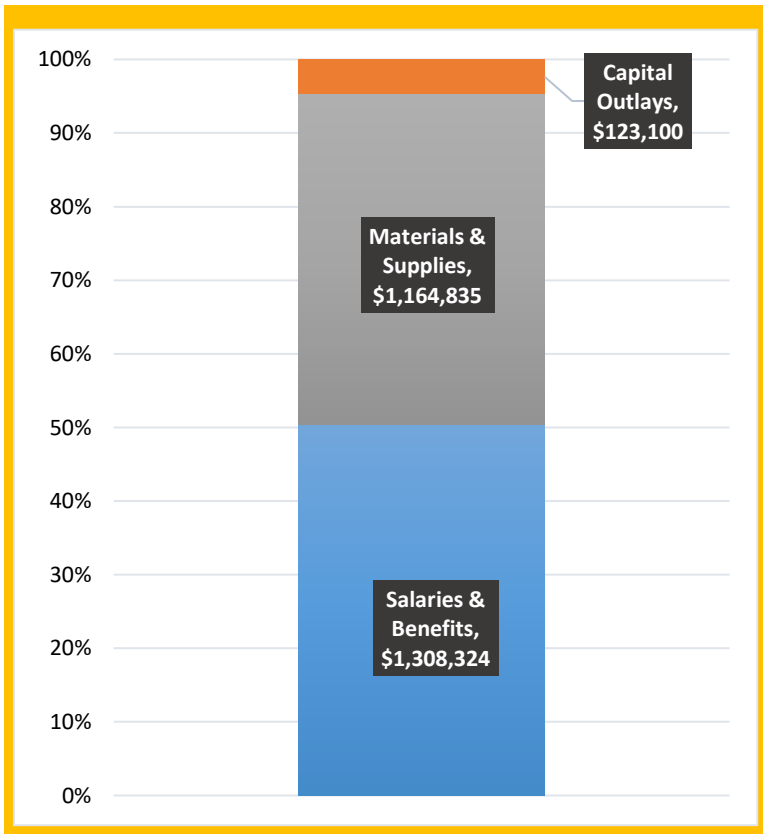



FY 2024-25 Budget
General Fund - Airport

Department Overview

The St. George Regional Airport (SGU) is a thriving aviation gateway to St. George, Southwestern Utah, and greater Zion. We offer a safe, reliable and friendly aviation environment that supports the economic development of the region. SGU offers aviation solutions, service excellence, and works in partnership with our customers to maintain a safe and efficient place to do business. We are dedicated to the highest standards of safety, ethics and integrity. SGU strives to be an innovator to create global access and world class customer service.

Department's Responsibilities

1. Maintain positive working relationships with customers.
2. Maintain compliance with best practices.
3. Maintain airport aesthetics.
4. Maintain customer parking systems.
5. Maintain terminal maintenance.
6. Maintain public safety.
7. Maintain 1,205 acres of operational airport property.
8. Drive economic prosperity as an aviation gateway.

Council Goals We Achieve

☑ Be Great at the Basics	☑ Deliver Exceptional Experiences	☑ Support & Sustain a Strong Economy
☑ Encourage Community & Connection	☑ Maintain Financial Strength	☑ Sustain Organizational Excellence

Department's Top Three Goals

Have an accident free year (airport staff) by continued safety and awareness training.	Have a correction-free Part 139 inspection.	Strive to give our customers a friendly and efficient experience at SGU.

FY 2024-25 Budget
General Fund - Airport

Department Performance Measures	FY 22/23 Actual	FY 23/24 Estimate	Target / Goal
Accident Free Year (Airport Staff)	0 / 0	0 / 0	0 / 0
Part 139 Inspection Corrections	0 / 2	0 / 0	0 / 0

Top Three Accomplishments During FY 2024

The St George Regional Airport was able to complete the DHS Hangar and have the Utah State Helicopter start operating out of the newly renovated hangar. This has brought positive attention to the area and has been an invaluable asset to the search and rescue and public safety organizations in Southern Utah.

The St George Regional Airport had an accident free year in 2022. We accomplished this by continuous safety and awareness training of our personnel and ARFF first responders.

The South Taxiway and Apron project was completed in 2022 and will be a great addition to our general aviation partners. It has also increased the large corporate aircraft parking area by 40%.

Related General Fund Budgets

Airport (5400)

FY 2024-25 Budget
General Fund - Airport

Department Overview

The St. George Municipal Airport is the regional aviation gateway to St. George and Southwestern Utah. The airport includes a terminal and has 9,300 foot runway with two parallel taxiways which can accommodate regional jet aircraft, 737's and Airbus 319's. The airport offers a full array of general aviation services, including hangers, aircraft tie downs, and fueling services. The Airport division's responsibilities include daily airport operations and maintenance, management for facility improvements, administration of revenue and grant resources, and other general responsibilities.

Department Position Overview

		Authorized FT	
Administrative Professional III - Airport	Security Coordinator/Land Side Supervisor	2021	9
Airport - Building Custodian II	Parks & Parking Lot Maintenance Wrkr III	2022	9
Airport Director		2023	12
Airport Operations Specialist (8)		2024	13
Airport Operations Supervisor		2025	14

Summary of Expenses by Category

Expense Summary	FY 2022 Actuals	FY 2023 Actuals	FY 2024 Adopted Budget	FY 2024 Projected	FY 2025 Budget	$ Diff (Budget vs. Budget)
Salaries & Benefits	781,693	896,645	1,191,660	1,137,748	1,308,324	116,664
Materials & Supplies	650,875	699,809	1,078,600	987,377	1,164,835	86,235
Capital Outlays	1,665,491	698,575	310,415	296,951	123,100	-187,315
Debt Service	0	0	0	0	0	0
Grand Total	3,098,059	2,295,029	2,580,675	2,422,076	2,596,259	15,584

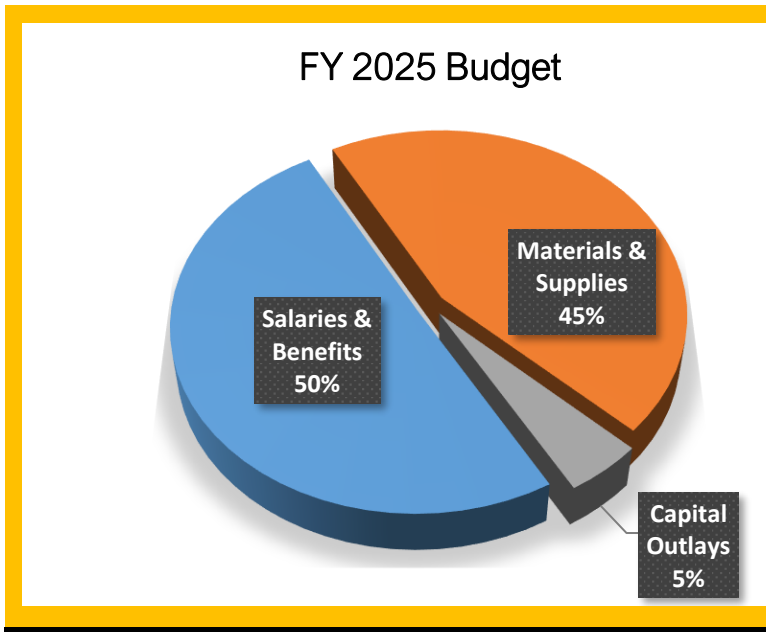

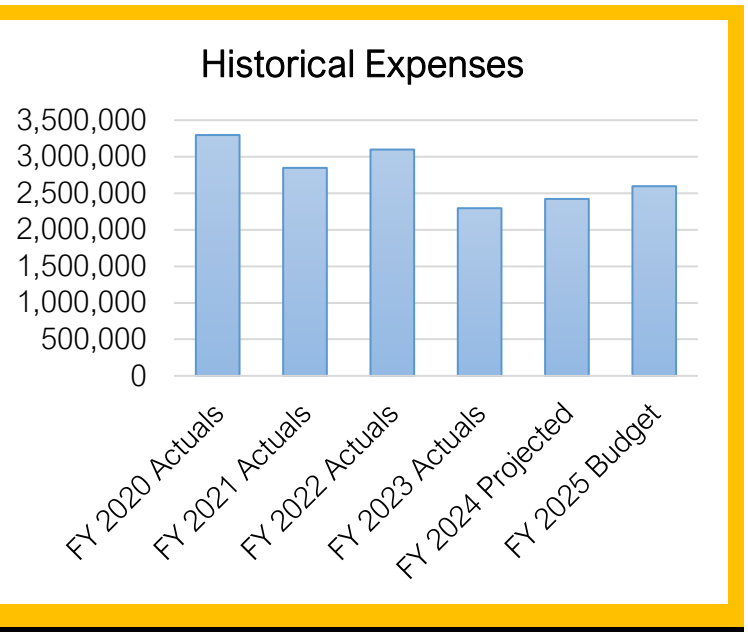

Summary of Capital Outlay

	FY 2025 Dept. Request	FY 2025 Proposed
Replacement Sliding doors on South Entrance of the Terminal	15,100	15,100
Chain Barrier Around Terminal Parking Lot	13,000	13,000
New Security Gate -West Side	45,000	45,000
Hyster H60 Fork Lift	50,000	50,000
Grand Total	123,100	123,100

FY 2024-25 Budget
General Fund - Airport - Line Item Budget

Account Number	FY 2023 Actuals	FY 2024 Adopted Budget	FY 2024 Amended Budget	FY 2024 12-Month Estimate	FY 2025 Dept Request	FY 2025 Budget
10-5400-1100 - Salaries & Wages Full/Time	616,878	786,719	786,719	776,468	909,688	909,690
10-5400-1200 - Salaries & Wages Part/Time	20,599	33,217	33,217	26,384	5,000	5,000
10-5400-1210 - Overtime Pay	1,889	5,000	5,000	0	5,000	5,000
10-5400-1300 - Fica	47,594	63,110	63,110	59,444	70,355	70,358
10-5400-1310 - Insurance Benefits	100,789	172,587	172,587	140,607	176,251	176,249
10-5400-1320 - Retirement Benefits	108,896	131,027	131,027	134,845	145,767	142,027
Salaries & Benefits Total	**896,645**	**1,191,660**	**1,191,660**	**1,137,748**	**1,312,061**	**1,308,324**
10-5400-2100 - Subscriptions & Memberships	3,890	3,000	3,000	6,005	5,000	5,000
10-5400-2200 - Ordinances & Publications	44	500	500	750	750	750
10-5400-2300 - Travel & Training	18,760	22,000	22,000	24,155	30,000	30,000
10-5400-2350 - Arff/Operations Training	24,246	25,000	25,000	26,266	28,000	28,000
10-5400-2400 - Office Supplies	6,482	5,000	5,000	3,864	5,000	5,000
10-5400-2410 - Credit Card Discounts	33,046	35,000	35,000	36,304	43,000	43,000
10-5400-2430 - Computer Software	24,564	25,500	25,500	24,150	28,500	28,500
10-5400-2500 - Equip Supplies & Maintenance	654	12,000	12,000	2,448	12,000	12,000
10-5400-2550 - Arff Chemicals/Equipment	6,700	20,000	20,000	8,260	10,000	10,000
10-5400-2612 - Airside Maintenance	74,304	83,000	83,000	109,861	90,000	90,000
10-5400-2621 - Landside Maintenance	6,537	30,000	30,000	26,754	35,000	35,000
10-5400-2631 - Vor/Dme Maintenance	23,512	25,000	25,000	24,931	25,000	25,000
10-5400-2641 - Terminal Maintenance	108,649	80,000	80,000	124,840	95,000	95,000
10-5400-2651 - Parking & Security Maintenance	70,359	55,000	55,000	55,000	55,000	55,000
10-5400-2670 - Fuel	19,249	22,000	22,000	20,500	22,000	22,000
10-5400-2680 - Fleet Maintenance	33,503	25,000	25,000	26,065	25,000	25,000
10-5400-2700 - Special Departmental Supplies	828	0	0	101	0	0
10-5400-2800 - Telephone	7,158	7,000	7,000	7,000	7,000	7,000
10-5400-2910 - Power Bills	73,569	74,000	74,000	78,838	80,000	80,000
10-5400-2930 - Ancillary Power	13	3,000	3,000	1,500	3,000	3,000
10-5400-2950 - Arff Bldg U Power	23,319	25,000	25,000	35,598	35,000	35,000
10-5400-2960 - Arff Bldg Nat Gas	1,131	3,000	3,000	1,160	2,000	2,000
10-5400-3100 - Professional & Tech. Services	93,557	80,000	80,000	291,678	98,000	98,000
10-5400-4500 - Uniforms	4,375	6,000	6,000	4,554	6,000	6,000
10-5400-5100 - Insurance And Surety Bonds	41,358	42,600	42,600	46,795	47,000	54,585
10-5400-6600 - Small Airport Grant	0	370,000	370,000	0	370,000	370,000
Materials & Supplies Total	**699,809**	**1,078,600**	**1,078,600**	**987,377**	**1,157,250**	**1,164,835**
10-5400-7300 - Improvements	569,523	214,129	214,129	175,238	73,100	73,100
10-5400-7400 - Equipment Purchases	129,052	96,286	96,286	121,713	50,000	50,000
Capital Outlays Total	**698,575**	**310,415**	**310,415**	**296,951**	**123,100**	**123,100**
Grand Total	**2,295,029**	**2,580,675**	**2,580,675**	**2,422,076**	**2,592,411**	**2,596,259**

THIS PAGE INTENTIONALLY LEFT BLANK

FY 2024-25 Budget
General Fund - Public Works

Service Area Overview

Public Works Services in the General Fund oversee the maintenance and improvement of city's public transportation infrastructure and storm drain systems. Activities include maintenance of the city's streets, traffic signals, traffic signage, drainage system, and planning, designing, and managing development of the transportation system for future growth and improvement.

Departments	FY 2023 Actuals	FY 2024 Adopted Budget	FY 2024 Amended Budget	FY 2025 Budget	$ Diff from Adopted	% Diff from Adopted	# of Full-Time Personnel
4411 - Public Works Administration	359,653	412,160	416,533	428,228	16,068	3.9%	2.00
4413 - Streets	7,897,870	8,012,914	8,818,879	8,334,108	321,194	4.0%	46.00
4450 - Engineering	2,199,835	2,470,785	2,495,016	2,643,823	173,038	7.0%	19.00
Grand Total	**10,457,358**	**10,895,859**	**11,730,428**	**11,406,159**	**510,300**	**4.7%**	**67.00**

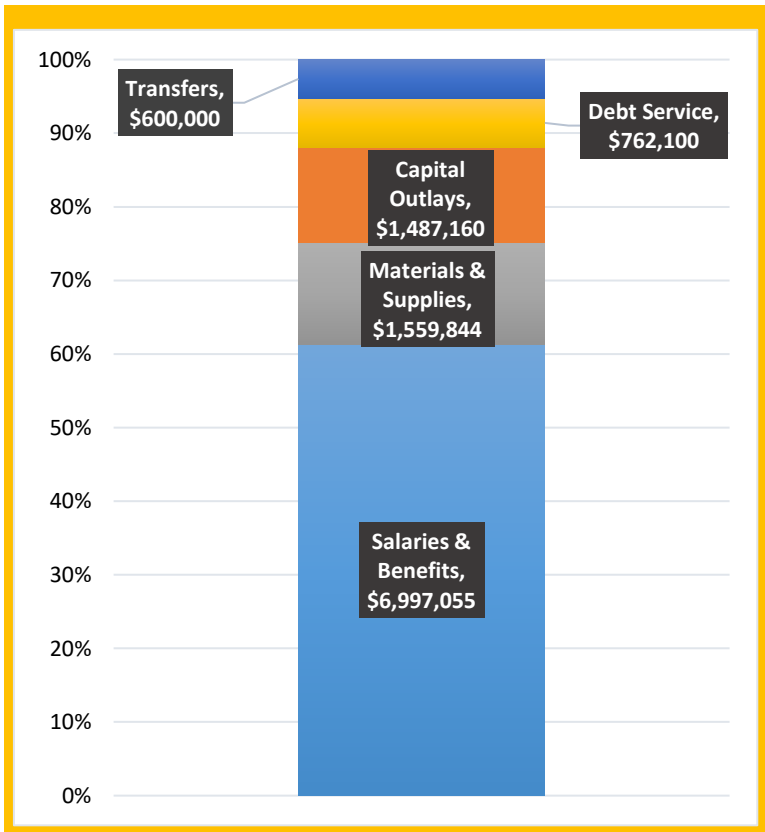

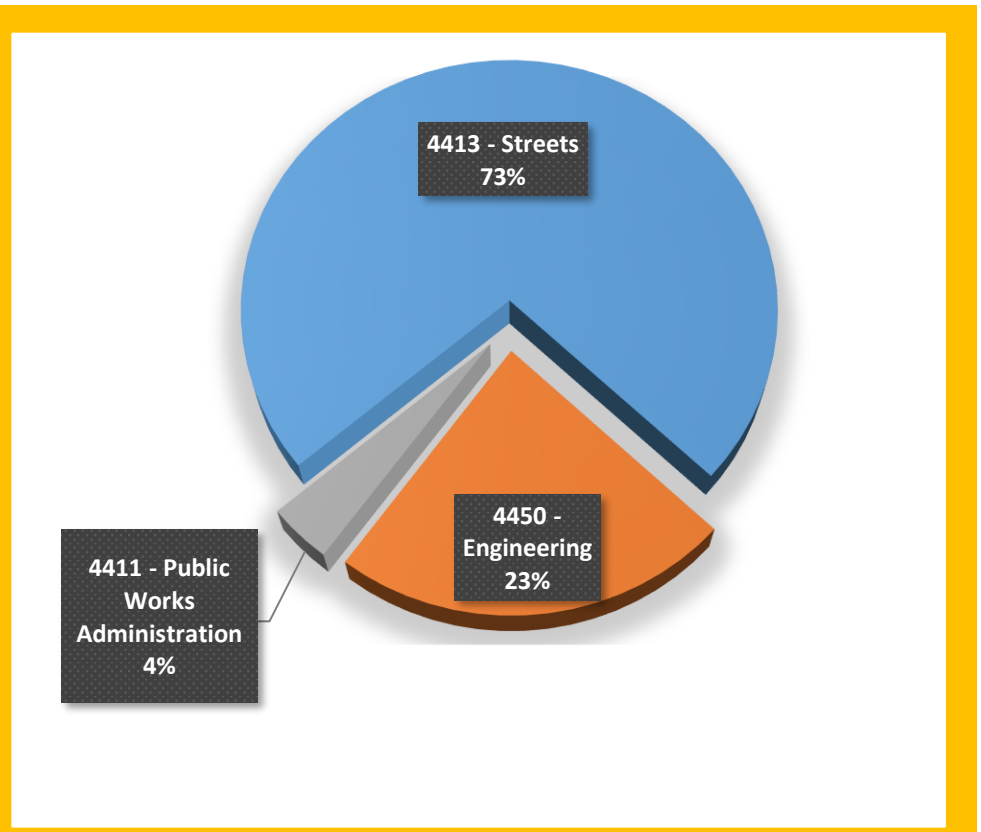

FY 2024-25 Budget
General Fund - Public Works

Department Overview

The Public Works Department will enhance the quality of life in St. George through excellence in professional services and efficient management of infrastructure for the public and the city organization.

Department's Responsibilities

1. Engineering review of development projects.
2. Design and review of city roadways and drainage.
3. Oversight of major city public infrastructure projects.
4. Maintenance of traffic signals.
5. Maintenance of city streets.
6. Maintenance of city drainage network
7. Floodplain management of city watersheds.
8. Public transit service.

Council Goals We Achieve

☑ Be Great at the Basics	☑ Deliver Exceptional Experiences	☐ Support & Sustain a Strong Economy
☐ Encourage Community & Connection	☑ Maintain Financial Strength	☐ Sustain Organizational Excellence

Department's Top Three Goals

Increase and/or maintain the capacity of the City's storm drain system by utilizing the existing system more efficiently.	Maintain a high standard of living by keeping roadways cleaned and swept.	Maintain a high standard of living by keeping gutters cleaned and vacuumed.

FY 2024-25 Budget
General Fund - Public Works

Department Performance Measures	FY 22/23 Actual	FY 23/24 Estimate	Target / Goal
Storm drain pipe cleaning (LF/1,000 population)	142.00	285.00	200.00
Roadway sweeping per lane miles (miles/1,000 population)	76.30	73.30	80.00
Gutter cleaning (miles/1,000 population)	0.53	1.95	0.80

Top Three Accomplishments During FY 2024

The 3000 E corridor widening and improvements is a very significant and major project. It is divided into several phases due to the size and cost in order to tackle the construction and budget. The project construction was commenced in FY22. Some significant construction occurred in FY23 and is continuing into FY24, specifically in Phase 4 (1580 S to 2000 N) of the project. Phase 4 will be completed in FY24, and Phases 5 and 6 are scheduled to be commenced in FY24 and completed in the beginning of FY25.

The 1450 South (aka George Washington Blvd) corridor project has been going on for multiple years. The realignment near 3000 E was completed in FY23, and Washington City has been building their connection to SR-7 on the east end. The phases between River Rd and Crosby (bridge and roadway) was commenced the design and environmental phases in FY23. Construction on the bridge is scheduled to commence in early FY25 and completed in FY26. The environmental for the roadway is scheduled to be completed in FY24.

Certain corridors within the City become significant, heavily-used roadways as growth occurs. River Rd and Dixie Dr are two such roadways. Due to a combination of heavy traffic and high storm precipitation (specifically during the Jan/Feb months of 2023), these roadways started seeing some major pavement failures. A reconstruction project was identified, and repairs on the roadway asphalt section was completed in portions of these roads where the damage was the worst.

Related General Fund Budgets

Public Works Admin (4411)

Streets (4413)

Engineering (4450)

FY 2024-25 Budget
General Fund - Public Works - Public Works Administration

Department Overview

Public Works Administration is responsible for the general supervision, administrative support, long-range planning, and shortterm project coordination of Streets, Engineering, Drainage Control, and Transit. Their goal is to enhance the quality of life in St. George through excellence in professionalism, services, and effective management of the infrastructure for the public and city organization. Their vision statement is: "We will meet community needs by being helpful, competent and worthy of trust. We will foster cooperation and teamwork with every employee empowered to work as a member of the team to improve the way we provide our services.

Department Position Overview

	Authorized FT	
Administrative Professional III - Public Works	2021	2
Public Works Director	2022	2
	2023	2
	2024	2
	2025	2

Summary of Expenses by Category

Expense Summary	FY 2022 Actuals	FY 2023 Actuals	FY 2024 Adopted Budget	FY 2024 Projected	FY 2025 Budget	$ Diff (Budget vs. Budget)
Salaries & Benefits	262,218	284,554	306,460	304,392	321,364	14,904
Materials & Supplies	32,332	32,858	55,700	52,148	56,864	1,164
Capital Outlays	25,551	42,240	50,000	30,000	50,000	0
Transfers	0	0	0	0	0	0
Grand Total	320,101	359,653	412,160	386,540	428,228	16,068

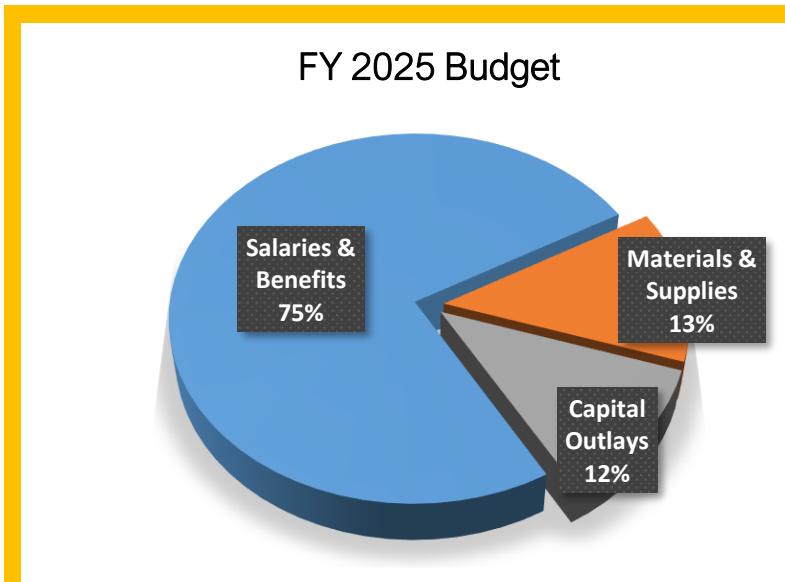

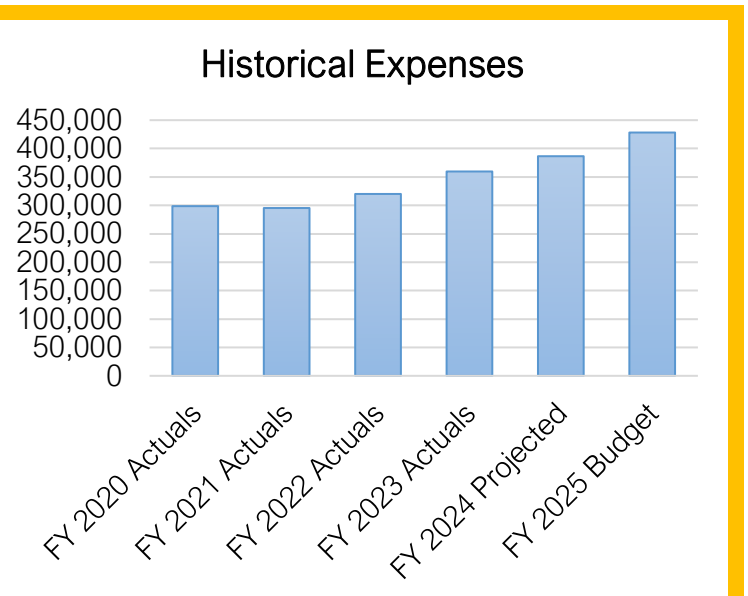

Summary of Capital Outlay

	FY 2025 Dept. Request	FY 2025 Proposed
Public Works Annual Improvements	50,000	50,000
Grand Total	50,000	50,000

FY 2024-25 Budget
General Fund - Public Works Administration - Line Item Budget

Account Number	FY 2023 Actuals	FY 2024 Adopted Budget	FY 2024 Amended Budget	FY 2024 12-Month Estimate	FY 2025 Dept Request	FY 2025 Budget
10-4411-1100 - Salaries & Wages Full/Time	203,067	214,602	218,133	217,152	235,821	228,754
10-4411-1300 - Fica	15,225	16,417	16,687	14,728	18,040	17,499
10-4411-1310 - Insurance Benefits	30,354	36,877	36,877	33,662	36,404	36,291
10-4411-1320 - Retirement Benefits	35,909	38,564	39,136	38,850	40,019	38,820
Salaries & Benefits Total	**284,554**	**306,460**	**310,833**	**304,392**	**330,284**	**321,364**
10-4411-2100 - Subscriptions & Memberships	784	600	600	636	650	650
10-4411-2300 - Travel & Training	1,349	3,500	3,500	3,500	3,800	3,800
10-4411-2400 - Office Supplies	1,018	500	500	300	500	500
10-4411-2500 - Equip Supplies & Maintenance	4,813	6,000	6,000	5,864	6,000	6,000
10-4411-2700 - Special Departmental Supplies	0	500	500	500	500	500
10-4411-2800 - Telephone	651	800	800	650	800	800
10-4411-3100 - Professional & Tech. Services	833	3,500	3,500	3,000	3,500	3,500
10-4411-5100 - Insurance And Surety Bonds	726	13,800	13,800	12,359	26,854	14,614
10-4411-6100 - Sundry Charges	22,487	26,500	26,500	25,339	26,500	26,500
10-4411-2430 - Computer Software	198	0	0	0	0	0
Materials & Supplies Total	**32,858**	**55,700**	**55,700**	**52,148**	**69,104**	**56,864**
10-4411-7300 - Improvements	42,240	50,000	50,000	30,000	50,000	50,000
Capital Outlays Total	**42,240**	**50,000**	**50,000**	**30,000**	**50,000**	**50,000**
Grand Total	**359,653**	**412,160**	**416,533**	**386,540**	**449,388**	**428,228**

FY 2024-25 Budget
General Fund - Public Works - Streets

Department Overview

The Streets Division is under the Public Works Department and oversees the maintenance and improvement of city's public transportation infrastructure and storm drain systems. Activities include maintenance of the city's streets, traffic signals, traffic signage, drainage system, and planning, designing, and managing development of the transportation system for future growth and improvement.

Department Position Overview

Administrative Professional I - Streets
Equipment Operator I (16)
Equipment Operator II
Equipment Operator III (7)
Gis Analyst I -Streets
Streets Crew Supervisor (4)
Streets Maintenance Worker (4)
Streets Manager
Streets Technician (3)
Traffic Control Specialist
Traffic Control Supervisor
Traffic Control Technician I (3)
Traffic Control Technician II
Traffic Control Technician III (2)

Authorized FT

2021	36
2022	38
2023	41
2024	44
2025	46

Summary of Expenses by Category

Expense Summary	FY 2022 Actuals	FY 2023 Actuals	FY 2024 Adopted Budget	FY 2024 Projected	FY 2025 Budget	$ Diff (Budget vs. Budget)
Salaries & Benefits	2,722,931	2,930,306	3,999,814	3,461,546	4,176,135	176,321
Materials & Supplies	1,299,989	1,189,047	1,355,340	1,387,747	1,388,713	33,373
Capital Outlays	119,060	2,417,917	1,295,660	2,029,566	1,407,160	111,500
Debt Service	762,725	760,600	762,100	762,100	762,100	0
Transfers	600,000	600,000	600,000	600,000	600,000	0
Grand Total	**5,504,705**	**7,897,870**	**8,012,914**	**8,240,959**	**8,334,108**	**321,194**

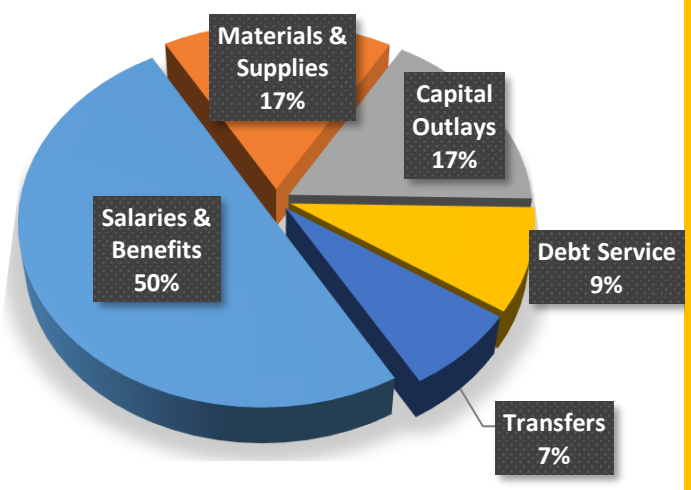

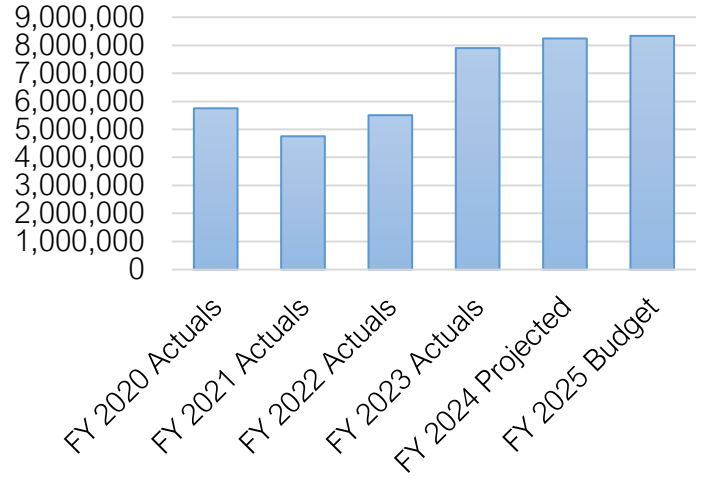

FY 2024-25 Budget
General Fund - Public Works - Streets

Summary of Capital Outlay	FY 2025 Dept. Request	FY 2025 Proposed	
Streets Yard Bay for Vac Truck and Sweepers	380,000	-	*Alternative identified deffered
Komatsu 210 Track Hoe with Fecon Head	347,760	347,760	to future fiscal year.
Laser for Striper Truck	10,000	-	*Purchased in FY 2024
1/2 Ton 4x4 Pickup (2229)	49,000	-	
Equipment and Transport Trailer (2116)	13,500	-	*Purchased in FY 2024
Asphalt Roller (2119)	83,500	83,500	
3/4 Ton Utility Bed Truck (2223)	76,000	-	
Mechanical Sweeper	418,900	418,900	
VacCon Replacement	519,000	519,000	
Arrow Board	10,500	-	*Purchased in FY 2024
Chevrolet Colorado Pickup (2103)	38,000	38,000	
Grand Total	**1,946,160**	**1,407,160**	

FY 2024-25 Budget
General Fund - Streets - Line Item Budget

Account Number	FY 2023 Actuals	FY 2024 Adopted Budget	FY 2024 Amended Budget	FY 2024 12-Month Estimate	FY 2025 Dept Request	FY 2025 Budget
10-4413-1100 - Salaries & Wages Full/Time	1,968,958	2,527,803	2,527,803	2,299,335	2,714,002	2,723,113
10-4413-1200 - Salaries & Wages Part/Time	35,898	142,500	142,500	68,000	142,500	142,500
10-4413-1210 - Overtime Pay	17,259	25,000	25,000	18,000	20,000	20,000
10-4413-1300 - Fica	149,591	206,190	206,190	173,655	220,057	220,748
10-4413-1310 - Insurance Benefits	405,166	675,734	675,734	501,000	638,615	638,767
10-4413-1320 - Retirement Benefits	353,434	422,587	422,587	401,556	440,784	431,007
Salaries & Benefits Total	**2,930,306**	**3,999,814**	**3,999,814**	**3,461,546**	**4,175,958**	**4,176,135**
10-4413-2100 - Subscriptions & Memberships	0	0	0	200	0	0
10-4413-2300 - Travel & Training	25,058	50,180	50,180	49,000	58,290	58,290
10-4413-2400 - Office Supplies	2,367	3,500	3,500	3,900	4,000	4,000
10-4413-2410 - Credit Card Discounts	2,630	3,000	3,000	3,240	3,200	3,200
10-4413-2430 - Computer Software	2,693	3,910	3,910	5,556	3,980	3,980
10-4413-2450 - Safety Equipment	15,180	11,400	11,400	9,000	14,800	14,800
10-4413-2500 - Equip Supplies & Maintenance	9,754	10,300	10,300	10,250	8,550	8,550
10-4413-2600 - Buildings And Grounds	10,487	10,000	10,000	9,912	10,000	10,000
10-4413-2670 - Fuel	194,290	185,000	185,000	185,017	185,000	185,000
10-4413-2680 - Fleet Maintenance	222,561	200,000	200,000	220,000	220,000	220,000
10-4413-2700 - Special Departmental Supplies	207,361	363,000	363,000	343,000	298,000	298,000
10-4413-2722 - Paint Striping	144,439	166,800	166,800	166,800	170,000	170,000
10-4413-2732 - Traffic Control	27,597	57,000	57,000	55,000	57,000	57,000
10-4413-2740 - Traffic Signal O & M	26,139	24,150	24,150	24,000	29,750	29,750
10-4413-2751 - Weed Control	35,093	42,300	42,300	32,000	42,300	42,300
10-4413-2770 - Landfill Fees	75,233	54,000	54,000	80,100	80,000	80,000
10-4413-2800 - Telephone	11,443	12,000	12,000	11,290	12,000	12,000
10-4413-2900 - Rent Of Property & Equipment	1,184	0	0	0	0	0
10-4413-2910 - Power Bills	104,658	99,000	99,000	113,000	113,000	113,000
10-4413-3100 - Professional & Tech. Services	10,014	11,500	11,500	9,629	11,000	11,000
10-4413-4500 - Uniforms	8,373	9,000	9,000	12,000	13,000	13,000
10-4413-5100 - Insurance And Surety Bonds	32,744	39,300	39,300	44,853	54,843	54,843
10-4413-5200 - Claims Paid	19,748	0	0	0	0	0
Materials & Supplies Total	**1,189,047**	**1,355,340**	**1,355,340**	**1,387,747**	**1,388,713**	**1,388,713**
10-4413-7300 - Improvements	70,611	143,939	143,939	135,790	380,000	0
10-4413-7400 - Equipment Purchases	2,347,306	1,151,721	1,957,686	1,893,776	1,566,160	1,407,160
Capital Outlays Total	**2,417,917**	**1,295,660**	**2,101,625**	**2,029,566**	**1,946,160**	**1,407,160**
10-4413-8100 - Principal On Bonds	555,000	585,000	585,000	585,000	615,000	615,000
10-4413-8200 - Interest On Bonds	205,600	177,100	177,100	177,100	147,100	147,100
Debt Service Total	**760,600**	**762,100**	**762,100**	**762,100**	**762,100**	**762,100**
10-4413-9100 - Transfers To Other Funds	600,000	600,000	600,000	600,000	600,000	600,000
Transfers Total	**600,000**	**600,000**	**600,000**	**600,000**	**600,000**	**600,000**
Grand Total	**7,897,870**	**8,012,914**	**8,818,879**	**8,240,959**	**8,872,931**	**8,334,108**

FY 2024-25 Budget
General Fund - Public Works - Engineering

Department Overview

The Engineering Division is under the Public Works Department and is responsible to provide engineering, surveying, inspection, traffic review and analysis, and project management for contractual improvements constructed within the public rights-of-way.

Department Position Overview

		Authorized FT	
Active Transportation Coordinator	Engineering Manager (2)	2021	17
Assistant Public Works Director	Project Manager (3)	2022	19
City Engineer	Public Works Inspector (2)	2023	18
City Surveyor	Public Works/Stormwater Inspector (4)	2024	19
Engineer I	Stormwater Manager	2025	19
Engineer II			
Engineering Associate			

Summary of Expenses by Category

Expense Summary	FY 2022 Actuals	FY 2023 Actuals	FY 2024 Adopted Budget	FY 2024 Projected	FY 2025 Budget	$ Diff (Budget vs. Budget)
Salaries & Benefits	1,847,103	2,048,426	2,344,541	2,328,634	2,499,556	155,015
Materials & Supplies	89,002	92,409	111,244	98,896	114,267	3,023
Capital Outlays	26,698	58,999	15,000	0	30,000	15,000
Grand Total	1,962,803	2,199,835	2,470,785	2,427,530	2,643,823	173,038

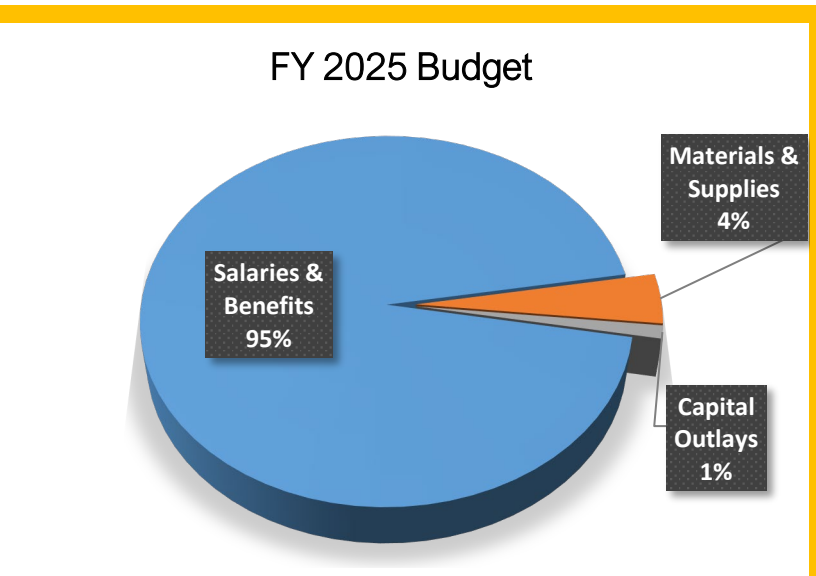

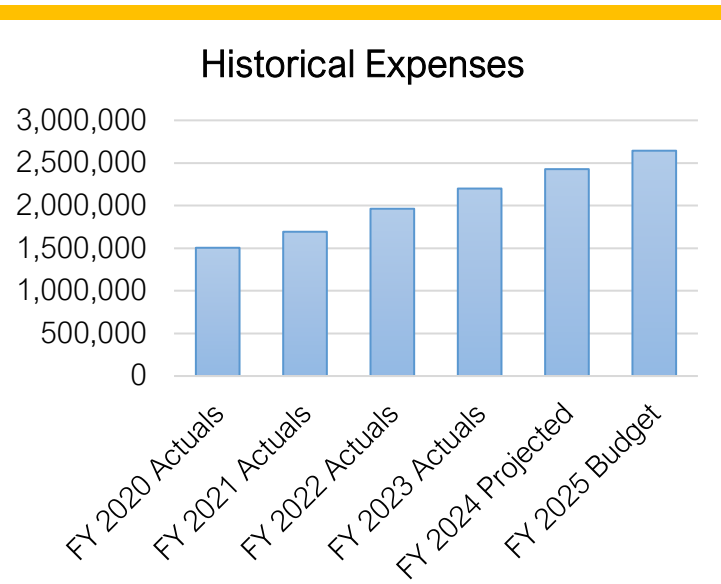

Summary of Capital Outlay

	FY 2025 Dept. Request	FY 2025 Proposed	
Vehicle Replacement (9117)	46,000	-	
Vehicle Replacement (8700)	46,000	30,000	*Purchase of small pickup.
Grand Total	92,000	30,000	

FY 2024-25 Budget
General Fund - Engineering - Line Item Budget

Account Number	FY 2023 Actuals	FY 2024 Adopted Budget	FY 2024 Amended Budget	FY 2024 12-Month Estimate	FY 2025 Dept Request	FY 2025 Budget
10-4450-1100 - Salaries & Wages Full/Time	1,434,960	1,606,494	1,626,060	1,629,520	1,762,342	1,758,986
10-4450-1210 - Overtime Pay	0	1,000	1,000	0	0	0
10-4450-1300 - Fica	105,411	122,976	124,473	116,601	134,821	134,565
10-4450-1310 - Insurance Benefits	253,413	340,019	340,019	299,621	312,600	312,544
10-4450-1320 - Retirement Benefits	254,642	274,052	277,220	282,892	295,917	293,461
Salaries & Benefits Total	**2,048,426**	**2,344,541**	**2,368,772**	**2,328,634**	**2,505,680**	**2,499,556**
10-4450-2100 - Subscriptions & Memberships	4,751	3,500	3,500	1,377	3,500	3,500
10-4450-2300 - Travel & Training	11,443	11,000	11,000	7,348	11,000	11,000
10-4450-2400 - Office Supplies	4,478	5,000	5,000	5,000	5,000	5,000
10-4450-2430 - Computer Software	14,735	13,944	13,944	18,502	14,300	14,300
10-4450-2500 - Equip Supplies & Maintenance	2,514	14,000	14,000	11,005	13,960	13,960
10-4450-2670 - Fuel	17,907	18,000	18,000	13,506	18,000	18,000
10-4450-2680 - Fleet Maintenance	6,026	7,500	7,500	8,544	7,500	7,500
10-4450-2700 - Special Departmental Supplies	553	1,000	1,000	878	1,000	1,000
10-4450-2800 - Telephone	10,891	11,500	11,500	9,878	11,500	11,500
10-4450-3100 - Professional & Tech. Services	4,167	5,000	5,000	4,876	5,000	5,000
10-4450-5100 - Insurance And Surety Bonds	8,728	10,600	10,600	10,986	13,507	13,507
10-4450-6100 - Sundry Charges	6,216	10,200	10,200	6,996	10,000	10,000
Materials & Supplies Total	**92,409**	**111,244**	**111,244**	**98,896**	**114,267**	**114,267**
10-4450-7400 - Equipment Purchases	58,999	15,000	15,000	0	92,000	30,000
Capital Outlays Total	**58,999**	**15,000**	**15,000**	**0**	**92,000**	**30,000**
Grand Total	**2,199,835**	**2,470,785**	**2,495,016**	**2,427,530**	**2,711,947**	**2,643,823**

FY 2024-25 Budget
General Fund - Community Development Services

Service Area Overview

Community Development in the General Fund is comprised of departments which work with developers and homeowners in facilitating commercial and residential development within our community and ensuring all proper codes are followed in construction of developments. Community Development is also responsible for licensing the many different businesses within the community.

Departments	FY 2023 Actuals	FY 2024 Adopted Budget	FY 2024 Amended Budget	FY 2025 Budget	$ Diff from Adopted	% Diff from Adopted	# of Full-Time Personnel
4653 - Development Services	2,075,758	2,452,053	2,473,596	2,571,344	119,291	4.9%	20.00
4241 - Code Enforcement	147,646	167,236	167,236	176,127	8,891	5.3%	2.00
4180 - Planning Commission	9,112	12,000	12,000	12,000	0	0.0%	-
Grand Total	**2,232,516**	**2,631,289**	**2,652,832**	**2,759,471**	**128,182**	**4.9%**	**22.00**

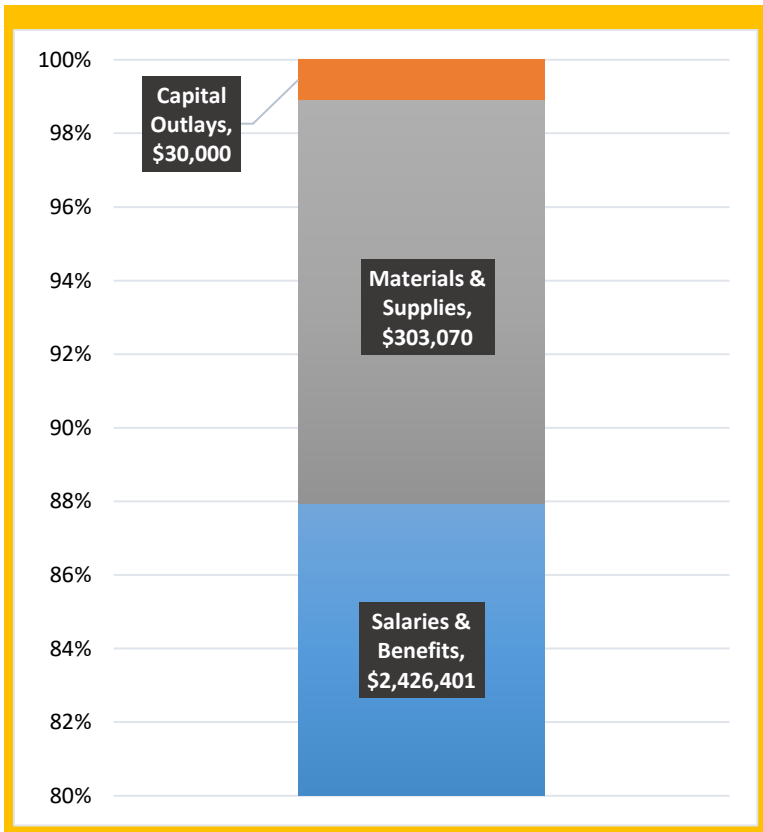

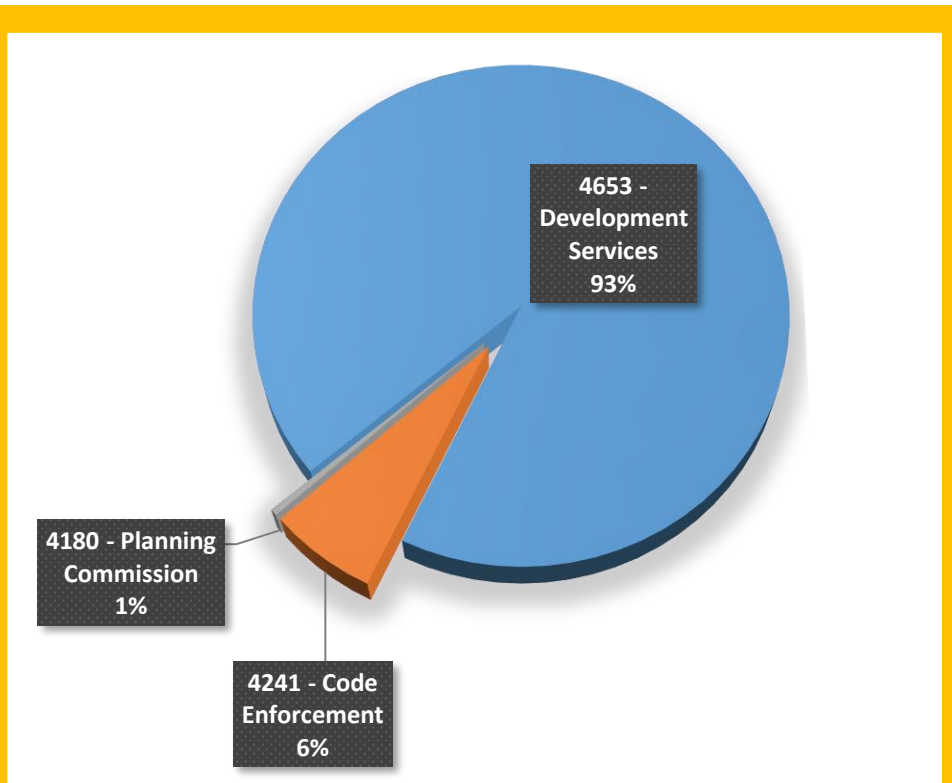

FY 2024-25 Budget
General Fund - Community Development

Department Overview

Community Development strives to maintain excellent customer service through integral teamwork, responsibly guiding the public through the development, business license, and special event process at every level, coordinating the review of projects with several departments throughout the City, and heightening public awareness and compliance of the City Codes and Ordinances.

Department's Responsibilities

1. Review building permits.
2. Issue building permits.
3. Inspect buildings.
4. Code enforcement.
5. Business licenses
6. Planning & Zoning
7. Special Events
8. Manage all projects through the development process.

Council Goals We Achieve

- [x] Be Great at the Basics
- [x] Deliver Exceptional Experiences
- [x] Support & Sustain a Strong Economy
- [ ] Encourage Community & Connection
- [x] Maintain Financial Strength
- [ ] Sustain Organizational Excellence

Department's Top Three Goals

Maintain a high level of communication with all customers and coworkers.	Improve the overall planning process.	Maintain and improve all services offered in Community Development.

FY 2024-25 Budget
General Fund - Community Development

Department Performance Measures	FY 22/23 Actual	FY 23/24 Estimate	Target / Goal
Zoning code amendments	2.00	7.00	7.00
Standardized staff reports	0.00	6.00	6.00
Complete General Plan update	75.00%	100.000%	100.00%

Top Three Accomplishments During FY 2024

Community Development is now 100% online

Planners became the primary contact for all land use applications including the platting process and the site plan review process.

Business Licensing process and maintains 10,151 business licenses. Business license records were moved from the old system to a new online system giving the public acess to online applications and renewals.

Related General Fund Budgets

Development Services (4653)

Code Enforcement (4241)

Planning Commission (4180)

FY 2024-25 Budget
General Fund - Community Development - Development Services

Department Overview

Development Services assists citizens and private developers with the City's development codes, design standards, and other development issues. Responsibilities includes policy preparation and implementation of development programs; oversight and coordination for building inspections and safety; plan review; and code compliance with adopted building codes of all new residential and non-residential construction within the City; Business Licensing and special event permitting. In FY 2023-24 a 1 fulltime Planner III was approved and the Special Events Coordinator position was moved from the City Manager's Department into Development Services.

Department Position Overview

		Authorized FT	
Administrative Professional III	Chief Building Official	2021	19
Building Inspector I (3)	Development Office Supervisor	2022	19
Building Inspector II	Community Development Director	2023	18
Building Inspector Trainee	Planner II - Housing And Cdbg	2024	20
Building Permit Technician (2)	Planner III (3)	2025	20
Building Plans Examiner - Commercial	Plans Examiner - Residential		
Building Plans Examiner - Residential	Special Events Coordinator		
Business License Specialist			

Summary of Expenses by Category

Expense Summary	FY 2022 Actuals	FY 2023 Actuals	FY 2024 Adopted Budget	FY 2024 Projected	FY 2025 Budget	$ Diff (Budget vs. Budget)
Salaries & Benefits	1,664,437	1,733,004	2,176,928	1,997,575	2,263,848	86,920
Materials & Supplies	422,066	342,754	275,125	297,409	277,496	2,371
Capital Outlays	0	0	0	0	30,000	30,000
Grand Total	**2,086,502**	**2,075,758**	**2,452,053**	**2,294,984**	**2,571,344**	**119,291**

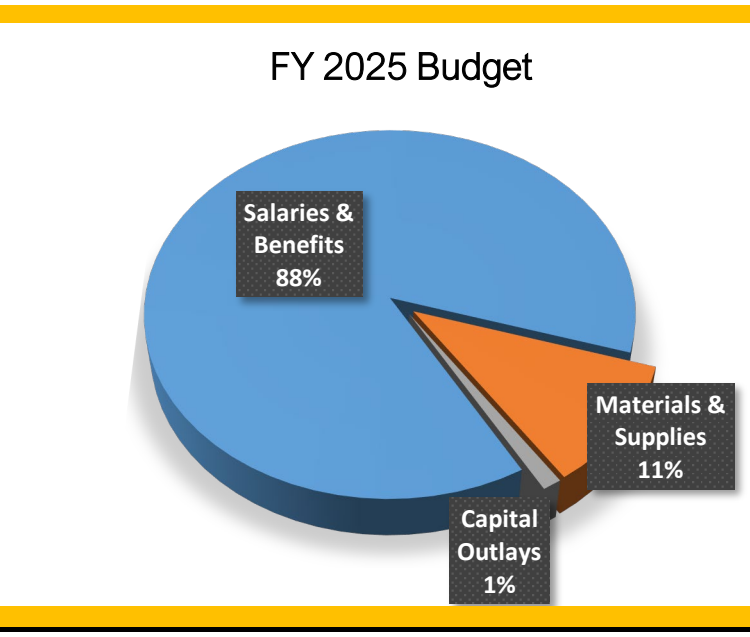

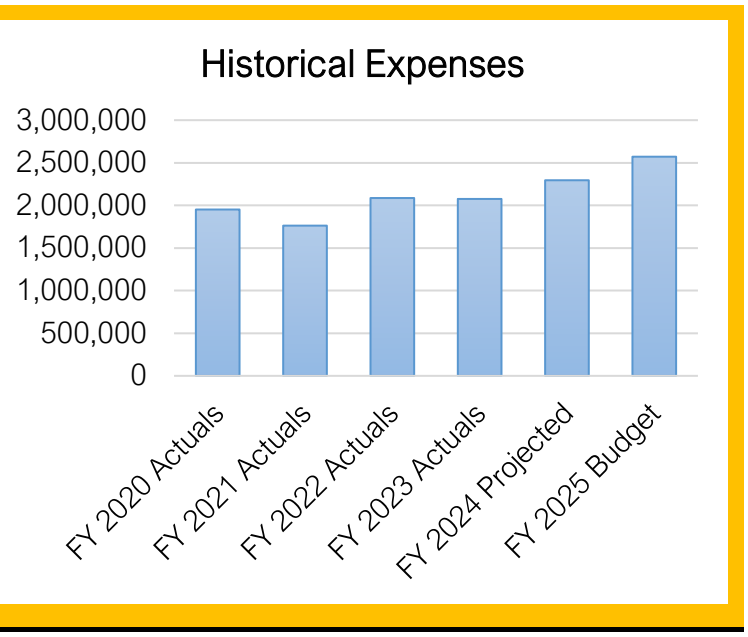

Summary of Capital Outlay

	FY 2025 Dept. Request	FY 2025 Proposed	
Vehicle Replacement (2)	74,000	30,000	*One vehicle replacement
Grand Total	**74,000**	**30,000**	funded as small pickup

FY 2024-25 Budget
General Fund - Development Services - Line Item Budget

Account Number	FY 2023 Actuals	FY 2024 Adopted Budget	FY 2024 Amended Budget	FY 2024 12-Month Estimate	FY 2025 Dept Request	FY 2025 Budget
10-4653-1100 - Salaries & Wages Full/Time	1,163,360	1,430,136	1,447,532	1,346,742	1,522,684	1,522,620
10-4653-1200 - Salaries & Wages Part/Time	23,958	32,500	32,500	5,000	32,500	32,500
10-4653-1300 - Fica	87,181	111,892	113,223	95,558	118,972	118,966
10-4653-1310 - Insurance Benefits	260,708	364,269	364,269	327,000	351,367	351,368
10-4653-1320 - Retirement Benefits	197,797	238,131	240,947	223,275	244,230	238,394
Salaries & Benefits Total	**1,733,004**	**2,176,928**	**2,198,471**	**1,997,575**	**2,269,753**	**2,263,848**
10-4653-2100 - Subscriptions & Memberships	2,319	4,955	4,955	3,614	5,599	5,599
10-4653-2200 - Ordinances & Publications	715	2,000	2,000	0	0	0
10-4653-2300 - Travel & Training	17,549	30,775	30,775	25,000	33,650	33,650
10-4653-2400 - Office Supplies	10,783	14,400	14,400	10,000	14,650	14,650
10-4653-2410 - Credit Card Discounts	50	0	0	191	0	0
10-4653-2430 - Computer Software	33,652	52,235	52,235	63,024	47,502	47,502
10-4653-2500 - Equip Supplies & Maintenance	8,117	14,010	14,010	7,533	14,010	14,010
10-4653-2670 - Fuel	14,520	16,000	16,000	10,710	14,500	14,500
10-4653-2680 - Fleet Maintenance	7,806	8,000	8,000	4,271	7,800	7,800
10-4653-2700 - Special Departmental Supplies	2,194	6,250	6,250	6,250	5,450	5,450
10-4653-2723 - Historic Preservation	12,479	5,000	5,000	1,000	10,000	10,000
10-4653-2800 - Telephone	18,780	9,000	9,000	8,294	9,000	9,000
10-4653-3100 - Professional & Tech. Services	205,982	95,000	95,000	140,000	195,000	95,000
10-4653-4500 - Uniforms	406	1,000	1,000	1,000	500	500
10-4653-5100 - Insurance And Surety Bonds	6,534	16,000	16,000	16,022	26,985	19,335
10-4653-6100 - Sundry Charges	869	500	500	500	500	500
Materials & Supplies Total	**342,754**	**275,125**	**275,125**	**297,409**	**385,146**	**277,496**
10-4653-7400 - Equipment Purchases	0	0	0	0	74,000	30,000
Capital Outlays Total	**0**	**0**	**0**	**0**	**74,000**	**30,000**
Grand Total	**2,075,758**	**2,452,053**	**2,473,596**	**2,294,984**	**2,728,899**	**2,571,344**

FY 2024-25 Budget
General Fund - Community Development - Code Enforcement

Division Overview

Code Enforcement activities include the inspection and processing of zoning and nuisance violations. As part of this process, Code Enforcement oversees the Administrative Code Enforcement (ACE) program which provides for the notice, enforcement, and means for assessing and collecting penalties from property owners for code enforcement violations. Code Enforcement is also responsible for administering the Rental Ordinance program.

Division Position Overview

	Authorized FT	
Code Enforcement Officer (2)	2021	2
	2022	2
	2023	2
	2024	2
	2025	2

Summary of Expenses by Category

Expense Summary	FY 2022 Actuals	FY 2023 Actuals	FY 2024 Adopted Budget	FY 2024 Projected	FY 2025 Budget	$ Diff (Budget vs. Budget)
Salaries & Benefits	100,658	135,729	152,456	126,056	162,553	10,097
Materials & Supplies	11,202	11,916	14,780	11,497	13,574	-1,206
Capital Outlays	0	0	0	0	0	0
Grand Total	**111,861**	**147,646**	**167,236**	**137,553**	**176,127**	**8,891**

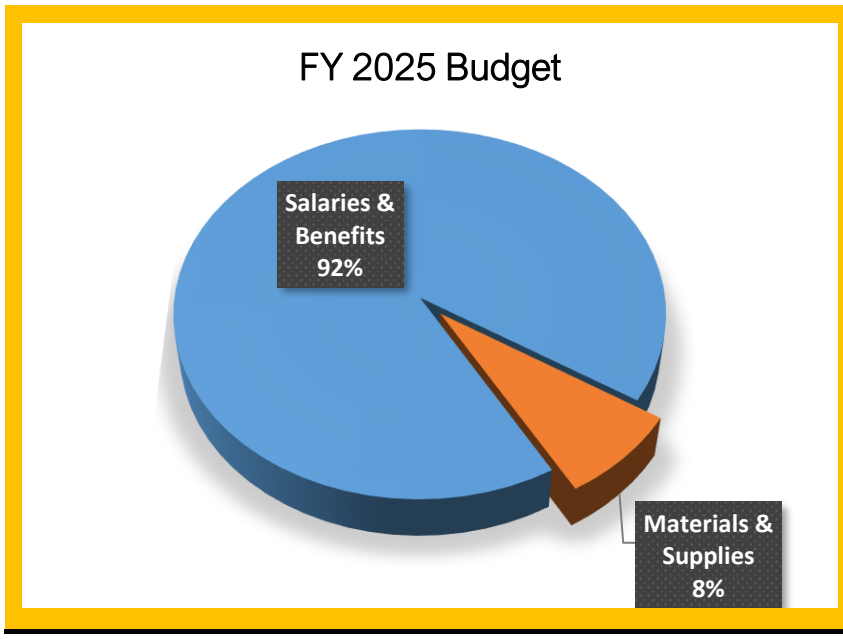

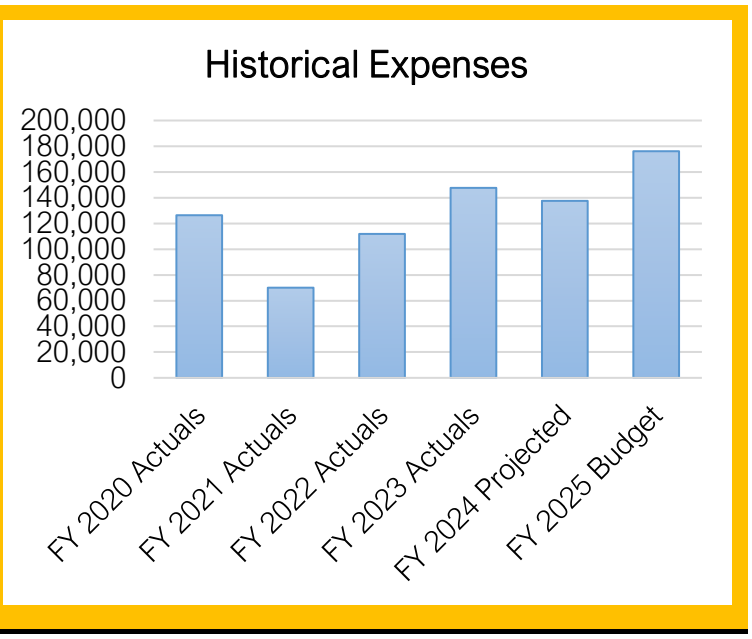

Summary of Capital Outlay

There are no capital requests this fiscal year.

FY 2024-25 Budget
General Fund - Code Enforcement - Line Item Budget

Account Number	FY 2023 Actuals	FY 2024 Adopted Budget	FY 2024 Amended Budget	FY 2024 12-Month Estimate	FY 2025 Dept Request	FY 2025 Budget
10-4241-1100 - Salaries & Wages Full/Time	90,843	100,051	100,051	93,000	102,629	103,470
10-4241-1300 - Fica	6,644	7,654	7,654	5,045	7,851	7,916
10-4241-1310 - Insurance Benefits	23,600	28,553	28,553	17,177	35,435	35,449
10-4241-1320 - Retirement Benefits	14,642	16,198	16,198	10,834	16,308	15,718
Salaries & Benefits Total	**135,729**	**152,456**	**152,456**	**126,056**	**162,223**	**162,553**
10-4241-2100 - Subscriptions & Memberships	140	180	180	150	150	150
10-4241-2300 - Travel & Training	0	1,500	1,500	710	1,000	1,000
10-4241-2400 - Office Supplies	834	1,500	1,500	700	1,000	1,000
10-4241-2430 - Computer Software	4,176	4,500	4,500	3,600	3,600	3,600
10-4241-2500 - Equip Supplies & Maintenance	3,044	500	500	500	500	500
10-4241-2670 - Fuel	1,127	2,000	2,000	1,200	2,000	2,000
10-4241-2680 - Fleet Maintenance	310	1,500	1,500	1,122	1,500	1,500
10-4241-2800 - Telephone	778	1,000	1,000	1,312	1,400	1,400
10-4241-3100 - Professional & Tech. Services	185	200	200	300	200	200
10-4241-4500 - Uniforms	232	400	400	400	400	400
10-4241-5100 - Insurance And Surety Bonds	1,089	1,400	1,400	1,403	1,724	1,724
10-4241-6100 - Sundry Charges	0	100	100	100	100	100
Materials & Supplies Total	**11,916**	**14,780**	**14,780**	**11,497**	**13,574**	**13,574**
Grand Total	**147,646**	**167,236**	**167,236**	**137,553**	**175,797**	**176,127**

FY 2024-25 Budget
General Fund - Community Development - Planning Commission

Department Overview

Code Enforcement activities include the inspection and processing of zoning and nuisance violations. As part of this process, Code Enforcement oversees the Administrative Code Enforcement (ACE) program which provides for the notice, enforcement, and means for assessing and collecting penalties from property owners for code enforcement violations. Code Enforcement is also responsible for administering the Rental Ordinance program.

Department Position Overview

There are no full-time personnel funded in this department.

Authorized FT	
2021	0
2022	0
2023	0
2024	0
2025	0

Summary of Expenses by Category

Expense Summary	FY 2022 Actuals	FY 2023 Actuals	FY 2024 Adopted Budget	FY 2024 Projected	FY 2025 Budget	$ Diff (Budget vs. Budget)
Materials & Supplies	12,528	9,112	12,000	12,000	12,000	0
Grand Total	**12,528**	**9,112**	**12,000**	**12,000**	**12,000**	**0**

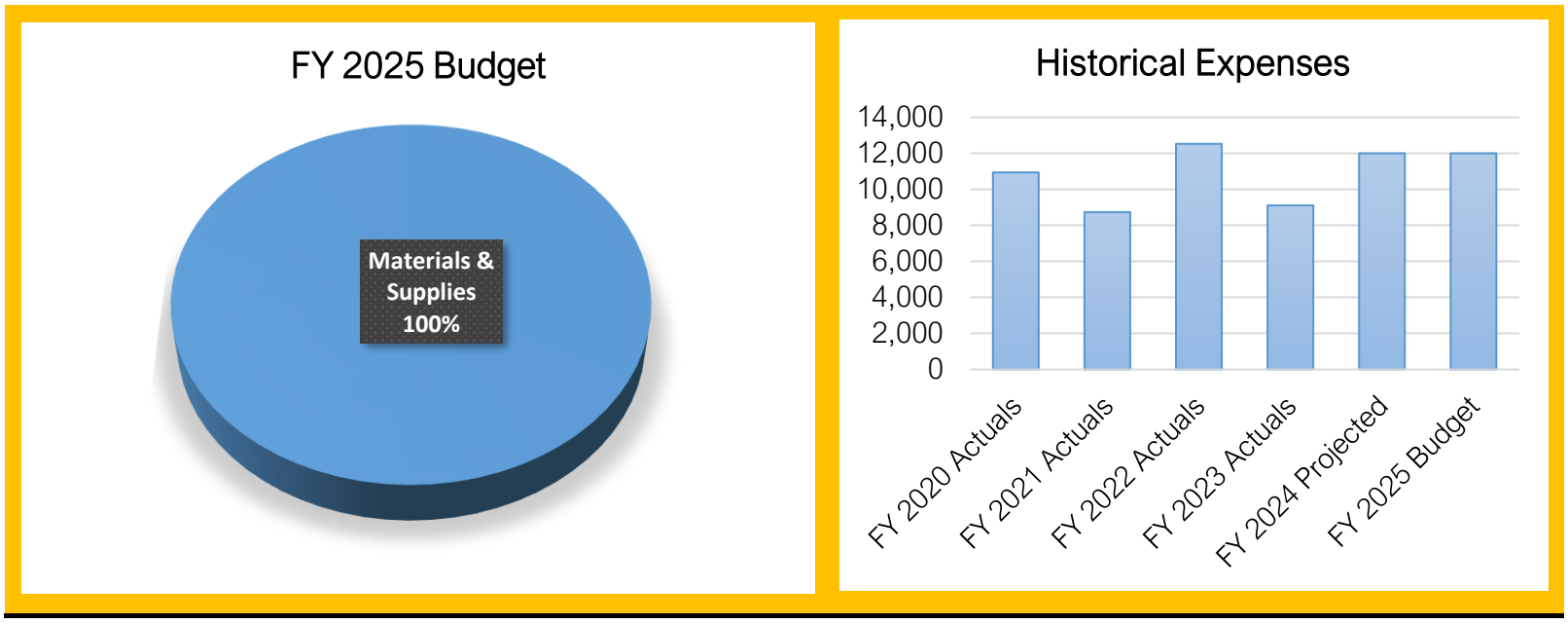

Summary of Capital Outlay

There are no capital requests this fiscal year.

FY 2024-25 Budget
General Fund - Planning Commission - Line Item Budget

Account Number	FY 2023 Actuals	FY 2024 Adopted Budget	FY 2024 Amended Budget	FY 2024 12-Month Estimate	FY 2025 Dept Request	FY 2025 Budget
10-4180-2300 - Travel & Training	9,112	12,000	12,000	12,000	12,000	12,000
Materials & Supplies Total	**9,112**	**12,000**	**12,000**	**12,000**	**12,000**	**12,000**
Grand Total	**9,112**	**12,000**	**12,000**	**12,000**	**12,000**	**12,000**

THIS PAGE INTENTIONALLY LEFT BLANK

FY 2024-25 Budget
General Fund - Golf

Service Area Overview

The City owns and operates four municipal golf courses. The city opened the first golf course (Dixie Red Hills) in 1965. Today the city owns four courses which includes Dixie Red Hills, Sunbrook, St. George Golf Club, and Southgate. Combined, the golf courses have 72 challenging holes and are open year-round due to the accommodating climate. The golf courses are a major attraction for visitors and are a significant contributor to the City's economy and sales tax base. The golf courses also provides a number of beneficial programs and charity events including the Junior Association of Golfers (JAG), PGA Hope, Vets on Course, First Tee Utah, Youth on Course, and on average 16 charity events annually raising significant funding for local organizations that benefit the community.

Departments	FY 2023 Actuals	FY 2024 Adopted Budget	FY 2024 Amended Budget	FY 2025 Budget	$ Diff from Adopted	% Diff from Adopted	# of Full-Time Personnel
5510 - Golf Administration	197,532	231,493	231,493	243,567	12,074	5.2%	1.00
5500 - Red Hills Golf Course	857,703	986,570	986,570	961,435	-25,135	-2.5%	6.00
5525 - Southgate Golf Course	1,560,058	1,631,984	1,631,984	1,629,285	-2,699	-0.2%	9.00
5550 - St George Golf Club	2,769,579	1,454,693	1,454,693	1,544,338	89,645	6.2%	8.00
5575 - Sunbrook Golf Course	2,220,955	2,351,263	2,351,263	2,317,052	-34,211	-1.5%	12.00
Grand Total	**7,605,828**	**6,656,003**	**6,656,003**	**6,695,677**	**39,674**	**0.6%**	**36.00**

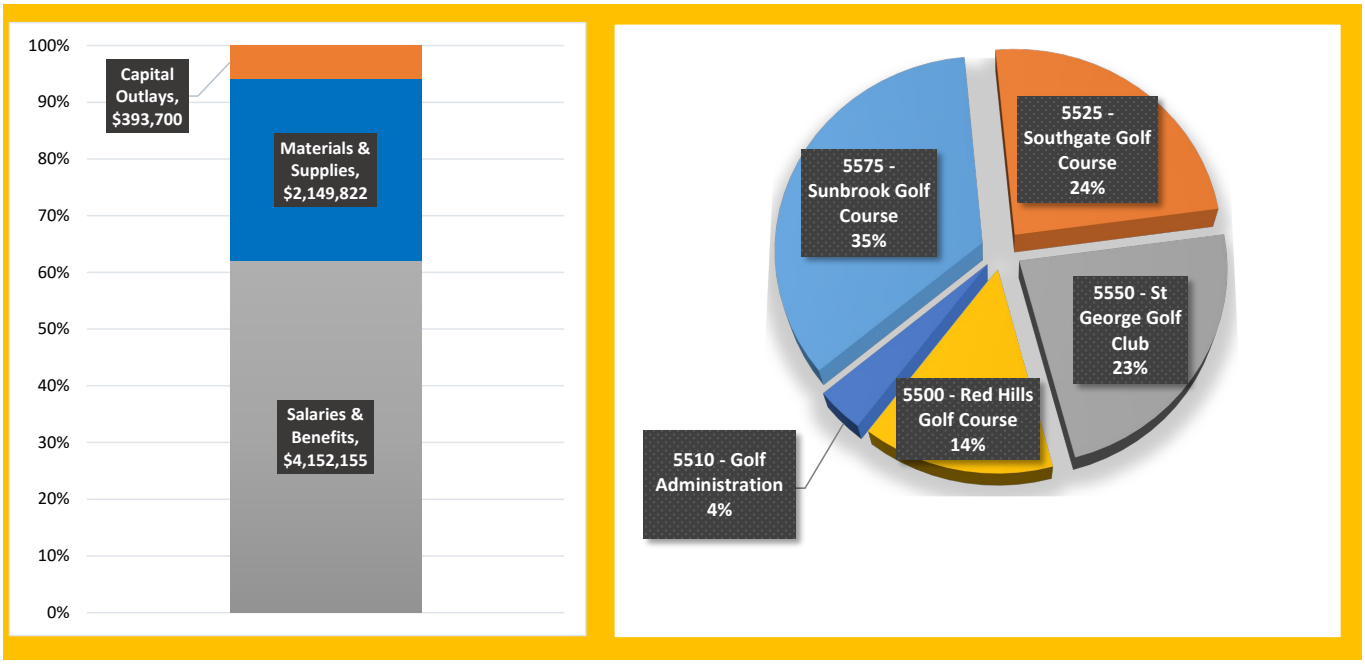

FY 2024-25 Budget
General Fund - Golf

Department Overview

The Golf Division mission statement is to provide an excellent golf experience for St. George City residents and guests alike through exceptional golf course conditions, facilities and customer service.

Department's Responsibilities

1. Maintain golf course conditions.
2. Provide exceptional customer service.
3. Provide golf instruction to all skill levels.
4. Promot golf thorugh the JAG program.
5. Promote golf through golf leagues.
6. Stewardship of water conservation.
7. Maintain usable open space for golf activities.

Council Goals We Achieve

☐ Be Great at the Basics	☑ Deliver Exceptional Experiences	☐ Support & Sustain a Strong Economy
☑ Encourage Community & Connection	☐ Maintain Financial Strength	☑ Sustain Organizational Excellence

Department's Top Three Goals

Continue to reduce water use on golf courses.	Excellent golf course conditions.	Provide exceptional customer service to all golfers.

FY 2024-25 Budget
General Fund - Golf

Department Performance Measures	FY 22/23 Actual	FY 23/24 Estimate	Target / Goal
Continued revenue growth.	$6.75 Million	$7.2 Million	$7.09 Million
JAG (junior golf association) participation	730 Participants	840 Participants	860 Participants
Rounds of golf played (9-hole round increments)	282,000	284,000	286,000

Top Three Accomplishments During FY 2024

Increased JAG (Junior Association of Golfers) participation by 110 golfers from previous year. All tournaments and instruction clinics filled to capacity.

Increased revenues through additional play and through increased green fees and cart fees by requiring credit card required at time of booking, making golfers more accountable to their respective tee times.

Continued with water conservation methods through additional landscape areas where turf can be eliminated. These areas include, but are not limited to: Hole #1 at St. George Golf Club, Sunbrook parking lot, The Pointe Hole #3 landscape around tee boxes, and bermuda grasses added fairways on Black Rock at Sunbrook.

Related General Fund Budgets

- Golf Operations (5510)
- Red Hills Golf Course (5500)
- Southgate Golf Course (5525)
- St. George Golf Course (5550)
- Sunbrook Golf Course (5575)

FY 2024-25 Budget
General Fund - Golf Consolidated - Line Item Budget

Division	FY 2023 Actuals	FY 2024 Adopted Budget	FY 2024 Amended Budget	FY 2024 12-Month Estimate	FY 2025 Budget
5500 - Red Hills Golf Course	1,083,620	1,125,813	1,125,813	1,197,135	1,205,500
5510 - Golf Administration	307,697	188,000	188,000	213,294	212,500
5525 - Southgate Golf Course	1,803,659	1,836,624	1,836,624	1,899,578	1,895,500
5550 - St George Golf Club	1,174,590	1,194,060	1,194,060	1,274,235	1,304,000
5575 - Sunbrook Golf Course	2,426,142	2,455,503	2,455,503	2,656,794	2,632,500
Revenue Total	**6,795,707**	**6,800,000**	**6,800,000**	**7,241,036**	**7,250,000**
*Transfer-In for Major Capital Outlays	1,300,000	-	-	-	-
Revenue Total	**8,095,707**	**6,800,000**	**6,800,000**	**7,241,036**	**7,250,000**
Expense by Division					
5500 - Red Hills Golf Course	857,703	986,570	986,570	1,013,593	961,435
5510 - Golf Administration	197,532	231,493	231,493	219,851	243,567
5525 - Southgate Golf Course	1,560,058	1,631,984	1,631,984	1,658,808	1,629,285
5550 - St George Golf Club	2,769,579	1,454,693	1,454,693	1,454,816	1,544,338
5575 - Sunbrook Golf Course	2,220,955	2,351,263	2,351,263	2,361,264	2,317,052
Expense Total	**7,605,828**	**6,656,003**	**6,656,003**	**6,708,332**	**6,695,677**
Expense by Category					
Salaries & Benefits	3,637,876	4,024,594	4,024,594	3,955,390	4,152,155
Materials & Supplies	1,817,934	2,078,529	2,078,529	2,215,788	2,149,822
Capital Outlays	2,150,018	552,880	552,880	537,154	393,700
Expense Total	**7,605,828**	**6,656,003**	**6,656,003**	**6,708,332**	**6,695,677**
Balance - Gain/(Loss)	489,879	143,997	143,997	532,704	554,323

The Gain/(Loss) is provided for informational purposes only. The Golf division is a part of the General Fund which means any gain helps contribute towards funding other services within the General Fund and conversely any loss is supported by other revenues within the General Fund.

Revenue reflected in Golf Administration includes overall course revenue not easily divided between courses and is primarily comprised of revenue from membership card sales, donations for the JAG program and other miscellaneous revenues.

*Transfer-In for Major Capital

FY 2023: One-Time transfer from the General Capital Project Fund (40) for the St. George Clubhouse Remodel project.

FY 2024-25 Budget
General Fund - Golf Administration

Department Overview

The Golf Administration Department is headed by the Director of Golf Operations under the direction of the Support Services Director. Golf Administration is responsible for the general supervision, administrative support, promotion and marketing programs, Junior Association of Golfers (JAG), long-range planning, and short-term project coordination of all City golf courses.

Department Position Overview

	Authorized FT	
Director of Golf Operations	2021	1
	2022	1
	2023	1
	2024	1
	2025	1

Summary of Expenses by Category

Expense Summary	FY 2022 Actuals	FY 2023 Actuals	FY 2024 Adopted Budget	FY 2024 Projected	FY 2025 Budget	$ Diff (Budget vs. Budget)
Salaries & Benefits	147,762	162,147	174,568	169,166	173,544	-1,024
Materials & Supplies	35,472	35,386	40,925	38,185	40,023	-902
Capital Outlays	0	0	16,000	12,500	30,000	14,000
Transfers	0	0	0	0	0	0
Grand Total	**183,235**	**197,532**	**231,493**	**219,851**	**243,567**	**12,074**

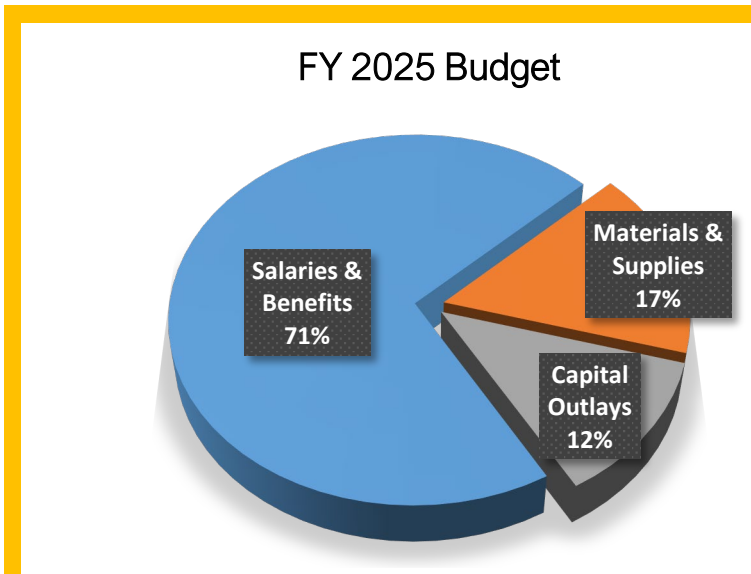

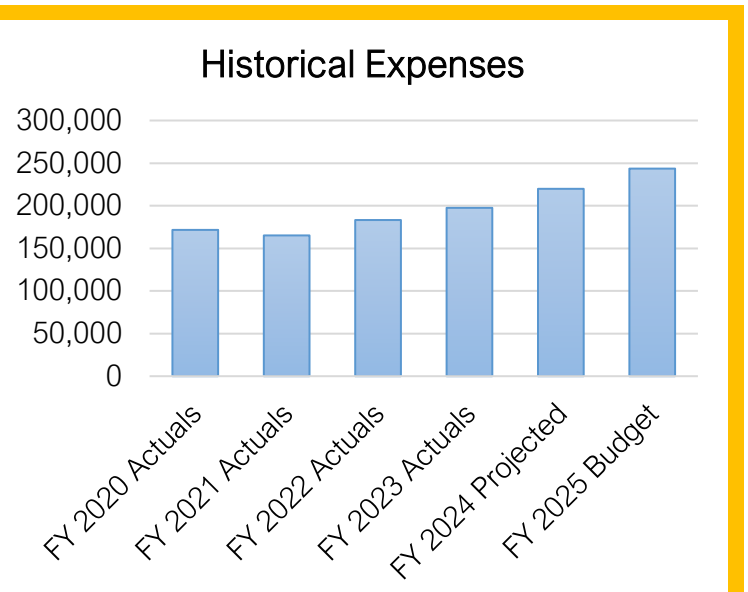

Summary of Capital Outlay

	FY 2025 Dept. Request	FY 2025 Proposed
Replacement Vehicle (1)	30,000	30,000
Grand Total	**30,000**	**30,000**

FY 2024-25 Budget
General Fund - Golf Administration - Line Item Budget

Account Number	FY 2023 Actuals	FY 2024 Adopted Budget	FY 2024 Amended Budget	FY 2024 12-Month Estimate	FY 2025 Dept Request	FY 2025 Budget
55-5510-1100 - Salaries & Wages Full/Time	115,511	121,503	121,503	119,338	127,066	122,041
55-5510-1207 - Jag Wages Part-Time	1,755	2,200	2,200	2,000	2,200	2,200
55-5510-1300 - Fica	8,650	9,463	9,463	8,793	9,889	9,504
55-5510-1310 - Insurance Benefits	17,898	21,731	21,731	19,799	21,341	21,261
55-5510-1320 - Retirement Benefits	18,333	19,671	19,671	19,236	20,191	18,538
Salaries & Benefits Total	**162,147**	**174,568**	**174,568**	**169,166**	**180,687**	**173,544**
55-5510-2100 - Subscriptions & Memberships	475	475	475	475	475	475
55-5510-2300 - Travel & Training	0	250	250	150	1,200	1,200
55-5510-2400 - Office Supplies	478	400	400	400	400	400
55-5510-2461 - Tee Prizes	0	300	300	200	300	300
55-5510-2670 - Fuel	654	750	750	575	600	600
55-5510-2680 - Fleet Maintenance	38	500	500	500	250	250
55-5510-2700 - Special Departmental Supplies	1,545	2,500	2,500	2,500	2,500	2,500
55-5510-2754 - Jag Expenses	12,348	11,950	11,950	11,950	11,950	11,950
55-5510-2800 - Telephone	652	600	600	625	625	625
55-5510-3100 - Professional & Tech. Services	42	500	500	100	250	250
55-5510-3200 - Promotional Materials	18,509	22,000	22,000	20,000	20,600	20,600
55-5510-5100 - Insurance And Surety Bonds	545	700	700	710	873	873
55-5510-2430 - Computer Software	99	0	0	0	0	0
Materials & Supplies Total	**35,386**	**40,925**	**40,925**	**38,185**	**40,023**	**40,023**
55-5510-7300 - Improvements	0	16,000	16,000	12,500	0	0
55-5510-7400 - Equipment Purchases	0	0	0	0	30,000	30,000
Capital Outlays Total	**0**	**16,000**	**16,000**	**12,500**	**30,000**	**30,000**
Grand Total	**197,532**	**231,493**	**231,493**	**219,851**	**250,710**	**243,567**

FY 2024-25 Budget
General Fund - Red Hills Golf Course

Department Overview

Dixie Red Hills was the first golf course developed by the City of St. George. Red Hills opened for play in 1965 and was the first course built in the St. George area. Because of its spectacular red rock setting and playability, it has been the favorite of recreational golfers ever since. Red Hills is a 9-hole par-34 layout that meanders around the sandstone cliffs of "Utah's Dixie." This golfer-friendly course also features hundreds of mature Cottonwoods, Mondale Pines, Mesquite, and other trees that provide ample shade during St. George's warmer months. Each hole is quite distinct and will leave a lasting memory in the minds of golfers.

Department Position Overview

	Authorized FT	
Golf Course Assistant Superintendent	2021	6
Golf Course Maintenance Technician	2022	6
Golf Course Maintenance Worker (3)	2023	6
Head Golf Pro	2024	6
	2025	6

Summary of Expenses by Category

Expense Summary	FY 2022 Actuals	FY 2023 Actuals	FY 2024 Adopted Budget	FY 2024 Projected	FY 2025 Budget	$ Diff (Budget vs. Budget)
Salaries & Benefits	530,842	593,935	633,211	623,955	660,759	27,548
Materials & Supplies	248,690	220,647	262,159	298,438	260,176	-1,983
Capital Outlays	127,124	43,121	91,200	91,200	40,500	-50,700
Transfers	0	0	0	0	0	0
Grand Total	906,656	857,703	986,570	1,013,593	961,435	-25,135

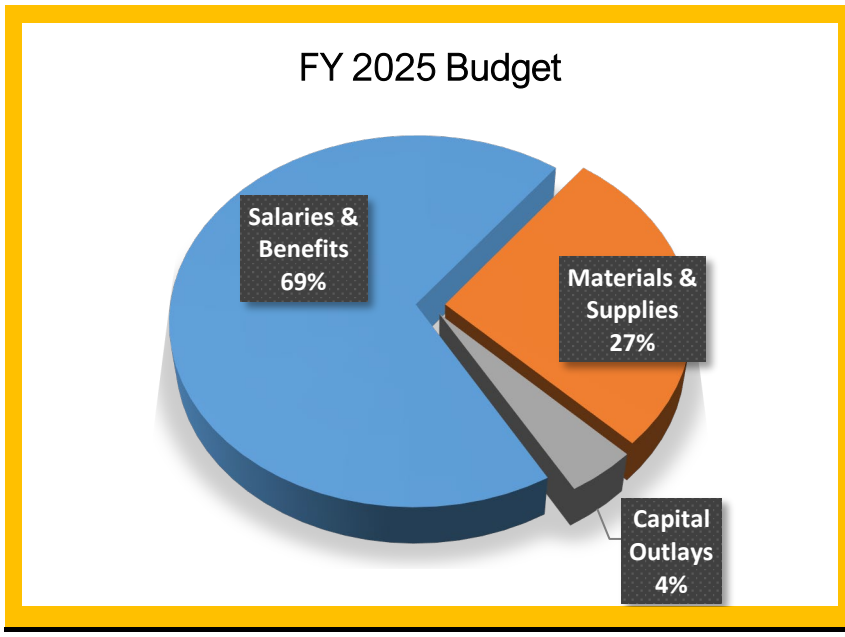

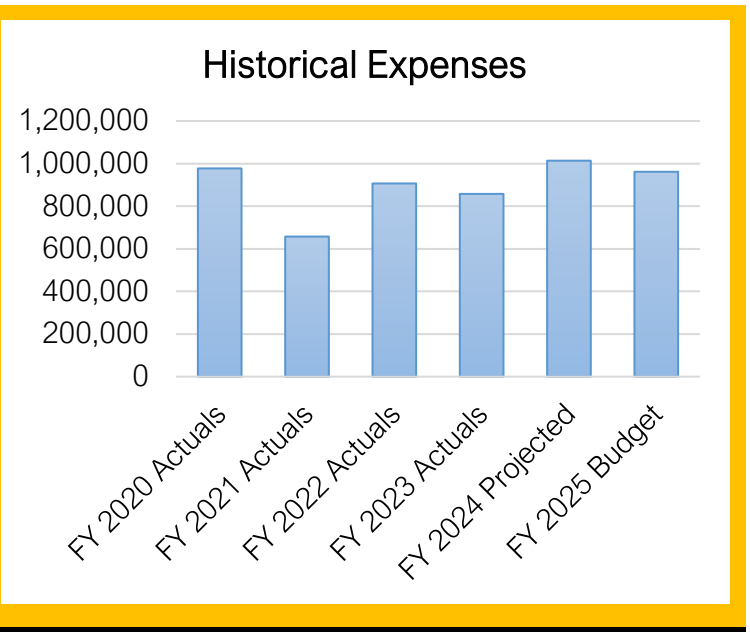

Summary of Capital Outlay

	FY 2025 Dept. Request	FY 2025 Proposed
(3) Club Car Carryall 500 units	36,000	25,500
Toro Fairway Mower Red Hills	94,000	-
Golf cart path improvement (year 3 of 4)	15,000	15,000
Toro Greensmaster greens mower	51,000	-
Grand Total	196,000	40,500

FY 2024-25 Budget
General Fund - Red Hills Golf Course - Line Item Budget

Account Number	FY 2023 Actuals	FY 2024 Adopted Budget	FY 2024 Amended Budget	FY 2024 12-Month Estimate	FY 2025 Dept Request	FY 2025 Budget
55-5500-1100 - Salaries & Wages Full/Time	355,702	396,132	396,132	384,666	417,275	418,957
55-5500-1200 - Salaries & Wages Part/Time	14,469	14,000	14,000	14,000	16,000	16,000
55-5500-1205 - Pro-Shop Part Time	66,371	50,000	50,000	55,000	55,000	55,000
55-5500-1300 - Fica	33,248	35,199	35,199	35,496	37,353	37,482
55-5500-1310 - Insurance Benefits	56,727	71,579	71,579	62,632	67,237	67,264
55-5500-1320 - Retirement Benefits	67,418	66,301	66,301	72,161	67,238	66,056
Salaries & Benefits Total	**593,935**	**633,211**	**633,211**	**623,955**	**660,103**	**660,759**
55-5500-2100 - Subscriptions & Memberships	1,090	1,250	1,250	775	775	775
55-5500-2300 - Travel & Training	25	0	0	0	0	0
55-5500-2400 - Office Supplies	98	500	500	500	500	500
55-5500-2410 - Credit Card Discounts	25,868	20,000	20,000	24,466	20,000	20,000
55-5500-2421 - Auto Tee-Time System	0	9,000	9,000	9,000	9,000	9,000
55-5500-2431 - Golf Cart Leases	0	22,819	22,819	22,819	22,818	22,818
55-5500-2460 - Small Tools	6,712	14,000	14,000	14,000	14,000	14,000
55-5500-2470 - Gas, Oil, & Grease	13,079	13,500	13,500	13,500	13,500	13,500
55-5500-2480 - Golf Cart Parts	1,307	1,000	1,000	3,000	2,500	2,500
55-5500-2500 - Equip Supplies & Maintenance	2,454	7,400	7,400	7,400	4,000	4,000
55-5500-2510 - Pump Repairs	161	0	0	0	0	0
55-5500-2600 - Buildings And Grounds	3,572	5,000	5,000	5,000	5,000	5,000
55-5500-2611 - Electric & Garbage	5,998	7,000	7,000	7,000	7,000	7,000
55-5500-2622 - Sand, Soil & Gravel	3,100	7,000	7,000	8,500	6,000	6,000
55-5500-2630 - Janitorial & Bldg. Supplies	5,116	4,000	4,000	5,100	5,000	5,000
55-5500-2640 - Fertilizer, Seed, Etc.	49,450	51,850	51,850	51,850	51,350	51,350
55-5500-2650 - Trees And Shrubs	0	500	500	500	250	250
55-5500-2670 - Fuel	269	1,140	1,140	500	500	500
55-5500-2680 - Fleet Maintenance	2,430	1,000	1,000	1,000	1,000	1,000
55-5500-2700 - Special Departmental Supplies	6,602	5,000	5,000	4,500	5,000	5,000
55-5500-2702 - Irrigation Supplies	12,137	14,000	14,000	14,000	14,000	14,000
55-5500-2703 - Merchandise Cost Of Goods Sold	39,375	30,000	30,000	60,000	60,000	30,000
55-5500-2704 - Snackbar Cost Of Goods Sold	11,303	9,500	9,500	11,000	11,000	11,000
55-5500-2800 - Telephone	3,434	3,500	3,500	3,500	3,500	3,500
55-5500-2910 - Power Bills	19,814	25,000	25,000	20,733	22,000	22,000
55-5500-3100 - Professional & Tech. Services	361	0	0	350	0	0
55-5500-5100 - Insurance And Surety Bonds	6,891	8,200	8,200	9,445	11,483	11,483
Materials & Supplies Total	**220,647**	**262,159**	**262,159**	**298,438**	**290,176**	**260,176**
55-5500-7300 - Improvements	39,871	0	0	0	15,000	15,000
55-5500-7400 - Equipment Purchases	3,250	91,200	91,200	91,200	181,000	25,500
Capital Outlays Total	**43,121**	**91,200**	**91,200**	**91,200**	**196,000**	**40,500**
Grand Total	**857,703**	**986,570**	**986,570**	**1,013,593**	**1,146,279**	**961,435**

FY 2024-25 Budget
General Fund - Southgate Golf Course

Department Overview

Southgate Golf Course is an 18-hole course and is a favorite among retired players because of its laid-back feel. Southgate Golf Club opened in 1975 and was purchased by St. George City from Southgate Resort when the development failed. The front side is relatively flat and crisscrosses the Santa Clara river. The back nine at Southgate traverse along Tonaquint Mountain and provides awe-inspiring views of the St. George area. Beginning with Fiscal Year 2011-12, the Southgate Training Center's budget has been combined with the Southgate Golf Course's budget.

Department Position Overview

		Authorized FT	
Golf Course Assistant Superintendent	Head Golf Pro	2021	8
Golf Course Maintenance Technician	Assistant Golf Pro	2022	9
Golf Course Maintenance Worker (3)		2023	9
Golf Course Mechanic		2024	9
Golf Course Superintendent		2025	9

Summary of Expenses by Category

Expense Summary	FY 2022 Actuals	FY 2023 Actuals	FY 2024 Adopted Budget	FY 2024 Projected	FY 2025 Budget	$ Diff (Budget vs. Budget)
Salaries & Benefits	847,467	851,463	974,893	962,171	1,012,398	37,505
Materials & Supplies	566,252	458,639	520,591	560,137	548,687	28,096
Capital Outlays	135,753	249,957	136,500	136,500	68,200	-68,300
Debt Service	0	0	0	0	0	0
Transfers	0	0	0	0	0	0
Grand Total	1,549,472	1,560,058	1,631,984	1,658,808	1,629,285	-2,699

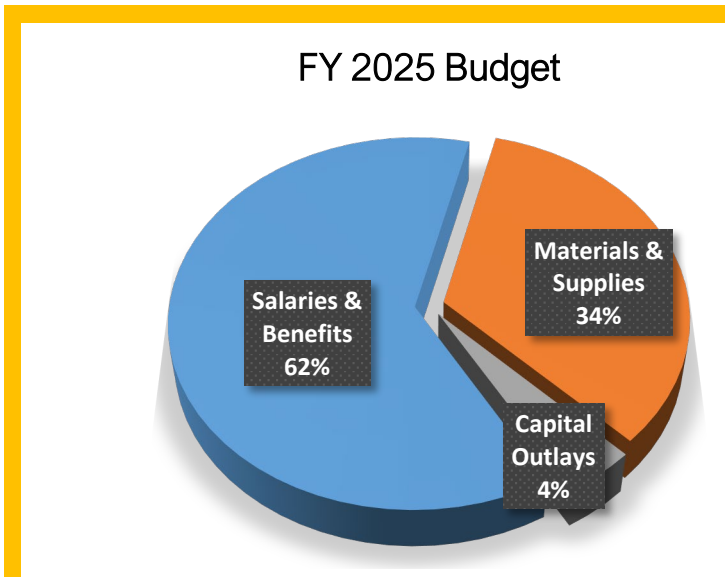

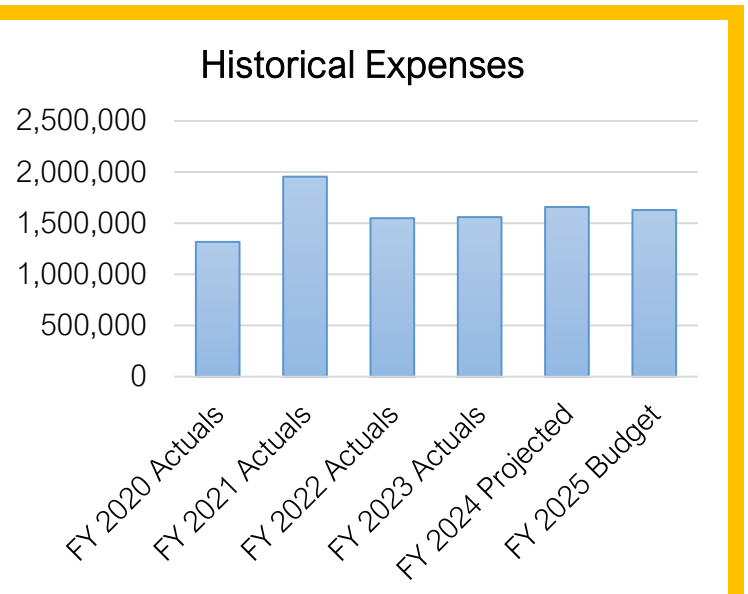

Summary of Capital Outlay

	FY 2025 Dept. Request	FY 2025 Proposed	
On course restroom repairs and upgrade	20,000	-	*Funded in FY 2024.
John Deere Gator (1)	13,000	-	
Toro Greens ProCore aerator	37,000	-	
John Deere Greens Mower	56,750	-	
Driving Range Cart	19,200	19,200	
John Deere Pro Gator Southgate	49,000	49,000	
Grand Total	**194,950**	**68,200**	

FY 2024-25 Budget
General Fund - Southgate Golf Course - Line Item Budget

Account Number	FY 2023 Actuals	FY 2024 Adopted Budget	FY 2024 Amended Budget	FY 2024 12-Month Estimate	FY 2025 Dept Request	FY 2025 Budget
55-5525-1100 - Salaries & Wages Full/Time	452,942	522,808	522,808	516,473	561,128	563,088
55-5525-1200 - Salaries & Wages Part/Time	104,458	103,000	103,000	126,000	115,000	115,000
55-5525-1205 - Pro-Shop Part Time	71,079	69,000	69,000	69,000	72,000	72,000
55-5525-1300 - Fica	46,614	53,155	53,155	52,385	57,230	57,380
55-5525-1310 - Insurance Benefits	96,701	139,227	139,227	114,975	121,379	121,409
55-5525-1320 - Retirement Benefits	79,668	87,703	87,703	83,338	84,898	83,521
Salaries & Benefits Total	**851,463**	**974,893**	**974,893**	**962,171**	**1,011,635**	**1,012,398**
55-5525-2100 - Subscriptions & Memberships	1,390	1,750	1,750	1,750	1,750	1,750
55-5525-2300 - Travel & Training	35	2,500	2,500	1,000	1,000	1,000
55-5525-2400 - Office Supplies	706	1,400	1,400	1,293	1,400	1,400
55-5525-2410 - Credit Card Discounts	47,380	40,000	40,000	40,000	40,000	40,000
55-5525-2421 - Auto Tee-Time System	0	9,000	9,000	9,000	9,000	9,000
55-5525-2431 - Golf Cart Leases	0	51,341	51,341	51,341	51,341	51,341
55-5525-2460 - Small Tools	36,419	45,500	45,500	50,500	50,500	50,500
55-5525-2470 - Gas, Oil, & Grease	19,843	24,000	24,000	21,978	24,000	24,000
55-5525-2480 - Golf Cart Parts	4,880	2,000	2,000	2,500	2,600	2,600
55-5525-2510 - Pump Repairs	2,680	3,000	3,000	18,000	16,000	16,000
55-5525-2600 - Buildings And Grounds	4,072	5,000	5,000	5,682	5,000	5,000
55-5525-2611 - Electric & Garbage	6,354	6,000	6,000	3,454	6,000	6,000
55-5525-2622 - Sand, Soil & Gravel	15,049	17,000	17,000	17,000	17,000	17,000
55-5525-2630 - Janitorial & Bldg. Supplies	9,434	9,000	9,000	9,000	10,000	10,000
55-5525-2640 - Fertilizer, Seed, Etc.	132,762	140,000	140,000	140,000	140,000	140,000
55-5525-2650 - Trees And Shrubs	0	500	500	0	500	500
55-5525-2670 - Fuel	471	500	500	500	500	500
55-5525-2680 - Fleet Maintenance	8,640	3,000	3,000	3,000	3,000	3,000
55-5525-2700 - Special Departmental Supplies	10,680	6,000	6,000	6,000	6,000	6,000
55-5525-2702 - Irrigation Supplies	19,330	20,000	20,000	20,000	20,000	20,000
55-5525-2703 - Merchandise Cost Of Goods Sold	67,398	60,000	60,000	82,000	66,000	60,000
55-5525-2800 - Telephone	5,657	4,000	4,000	4,608	4,600	4,600
55-5525-2900 - Rent Of Property & Equipment	1,092	1,000	1,000	759	4,000	4,000
55-5525-2910 - Power Bills	51,856	52,000	52,000	53,490	54,000	54,000
55-5525-3100 - Professional & Tech. Services	1,029	1,000	1,000	1,000	1,000	1,000
55-5525-4500 - Uniforms	185	1,800	1,800	1,000	1,000	1,000
55-5525-5100 - Insurance And Surety Bonds	11,297	13,300	13,300	15,282	18,496	18,496
Materials & Supplies Total	**458,639**	**520,591**	**520,591**	**560,137**	**554,687**	**548,687**
55-5525-7300 - Improvements	52,250	18,000	18,000	18,000	20,000	0
55-5525-7400 - Equipment Purchases	197,706	118,500	118,500	118,500	174,950	68,200
Capital Outlays Total	**249,957**	**136,500**	**136,500**	**136,500**	**194,950**	**68,200**
Grand Total	**1,560,058**	**1,631,984**	**1,631,984**	**1,658,808**	**1,761,272**	**1,629,285**

FY 2024-25 Budget
General Fund - St. George Golf Course

Department Overview

St. George Golf Club is an 18-hole golf course and is the hidden gem of southwestern Utah golf. The St. George Golf Club opened in 1976 by a private developer and was later given to the city due to bankruptcy of the private developer. Prior to its operation by St. George City, this course was called Bloomington Hills. During those years, it struggled to mature. Over the past several years, St. George Golf Club has become one of the outstanding golf courses in Utah. The appeal of St. George Golf Club is its beautiful terrain bordering the Ft. Pierce Wash.

Department Position Overview

	Authorized FT	
Golf Course Assistant Superintendent	2021	8
Golf Course Maintenance Worker (4)	2022	8
Golf Course Mechanic	2023	8
Golf Course Superintendent	2024	8
Head Golf Pro	2025	8

Summary of Expenses by Category

Expense Summary	FY 2022 Actuals	FY 2023 Actuals	FY 2024 Adopted Budget	FY 2024 Projected	FY 2025 Budget	$ Diff (Budget vs. Budget)
Salaries & Benefits	757,821	829,897	931,102	913,935	962,165	31,063
Materials & Supplies	381,316	331,530	403,711	432,942	433,173	29,462
Capital Outlays	470,671	1,608,152	119,880	107,939	149,000	29,120
Transfers	0	0	0	0	0	0
Grand Total	**1,609,808**	**2,769,579**	**1,454,693**	**1,454,816**	**1,544,338**	**89,645**

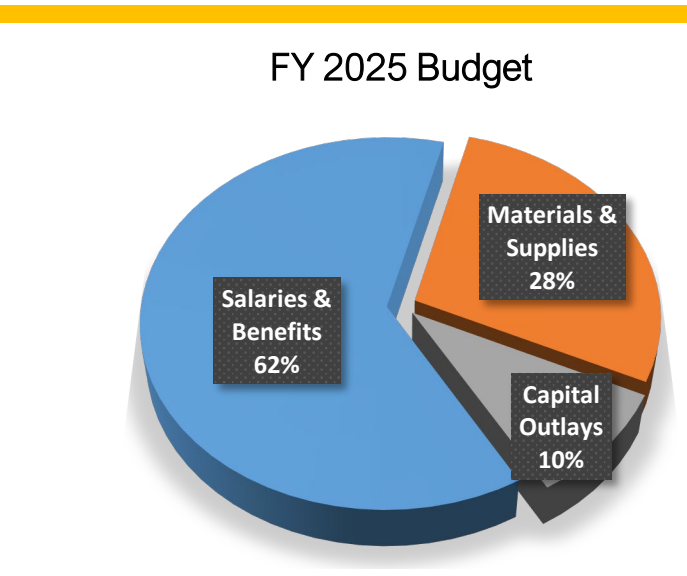

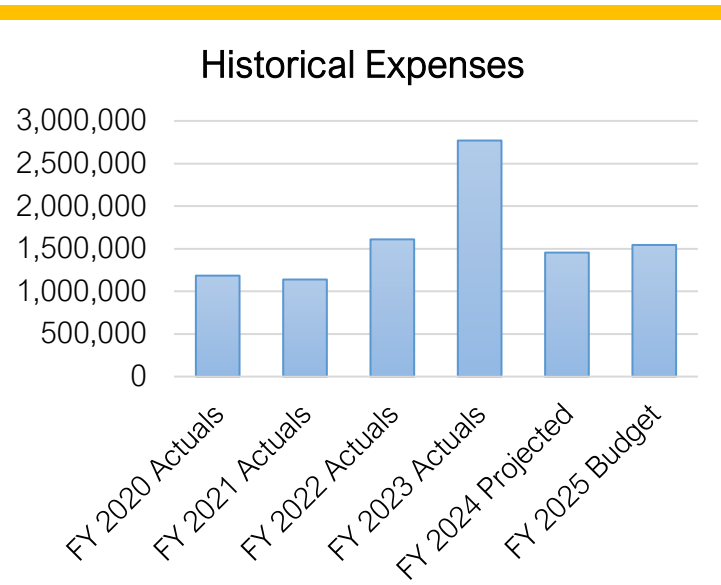

Summary of Capital Outlay

	FY 2025 Dept. Request	FY 2025 Proposed
Toro fairway mower verticut mowing heads	13,500	13,500
Chat and irrigation improvements to hole 17	10,000	10,000
Maintenance Building asphalt improvements	25,875	-
Rebuild equipment tent/building	80,000	-
Toro Fairway Mower	88,000	88,000
John Deere Pro Gator	37,500	37,500
Grand Total	**254,875**	**149,000**

FY 2024-25 Budget
General Fund - St George Golf Club - Line Item Budget

Account Number	FY 2023 Actuals	FY 2024 Adopted Budget	FY 2024 Amended Budget	FY 2024 12-Month Estimate	FY 2025 Dept Request	FY 2025 Budget
55-5550-1100 - Salaries & Wages Full/Time	452,242	500,085	500,085	496,166	536,079	539,062
55-5550-1200 - Salaries & Wages Part/Time	55,323	80,000	80,000	80,000	82,000	82,000
55-5550-1205 - Pro-Shop Part Time	79,317	65,000	65,000	67,000	63,000	63,000
55-5550-1300 - Fica	43,115	49,350	49,350	49,291	52,103	52,331
55-5550-1310 - Insurance Benefits	121,238	154,684	154,684	135,180	142,470	142,518
55-5550-1320 - Retirement Benefits	78,662	81,983	81,983	86,298	84,549	83,254
Salaries & Benefits Total	**829,897**	**931,102**	**931,102**	**913,935**	**960,201**	**962,165**
55-5550-2100 - Subscriptions & Memberships	1,660	1,500	1,500	1,495	1,495	1,495
55-5550-2300 - Travel & Training	80	500	500	240	500	500
55-5550-2400 - Office Supplies	417	500	500	500	500	500
55-5550-2410 - Credit Card Discounts	25,251	20,000	20,000	25,000	26,000	26,000
55-5550-2421 - Auto Tee-Time System	0	9,000	9,000	9,000	9,000	9,000
55-5550-2431 - Golf Cart Leases	0	49,711	49,711	49,711	49,711	49,711
55-5550-2460 - Small Tools	30,785	32,000	32,000	36,000	36,000	36,000
55-5550-2470 - Gas, Oil, & Grease	26,271	18,000	18,000	25,000	18,000	18,000
55-5550-2480 - Golf Cart Parts	1,096	500	500	2,600	2,000	2,000
55-5550-2500 - Equip Supplies & Maintenance	3,864	6,700	6,700	9,000	6,700	6,700
55-5550-2600 - Buildings And Grounds	5,037	3,500	3,500	4,200	4,000	4,000
55-5550-2611 - Electric & Garbage	5,686	4,000	4,000	2,221	4,000	4,000
55-5550-2622 - Sand, Soil & Gravel	14,697	19,000	19,000	21,000	20,000	20,000
55-5550-2630 - Janitorial & Bldg. Supplies	4,021	6,000	6,000	6,500	7,000	7,000
55-5550-2640 - Fertilizer, Seed, Etc.	103,733	120,000	120,000	120,000	129,000	129,000
55-5550-2650 - Trees And Shrubs	473	500	500	500	1,000	1,000
55-5550-2670 - Fuel	1,538	2,000	2,000	1,100	1,100	1,100
55-5550-2680 - Fleet Maintenance	761	3,000	3,000	4,500	3,000	3,000
55-5550-2700 - Special Departmental Supplies	3,702	2,000	2,000	1,300	1,500	1,500
55-5550-2702 - Irrigation Supplies	31,269	38,500	38,500	38,500	40,000	40,000
55-5550-2703 - Merchandise Cost Of Goods Sold	33,895	35,000	35,000	40,000	36,000	36,000
55-5550-2704 - Snackbar Cost Of Goods Sold	8,297	0	0	0	0	0
55-5550-2800 - Telephone	5,093	4,500	4,500	4,500	4,500	4,500
55-5550-2900 - Rent Of Property & Equipment	353	1,000	1,000	1,000	1,000	1,000
55-5550-2910 - Power Bills	12,344	13,500	13,500	14,177	13,500	13,500
55-5550-3100 - Professional & Tech. Services	712	500	500	575	500	500
55-5550-4500 - Uniforms	1,496	1,500	1,500	1,000	1,000	1,000
55-5550-5100 - Insurance And Surety Bonds	9,000	10,800	10,800	13,323	16,167	16,167
Materials & Supplies Total	**331,530**	**403,711**	**403,711**	**432,942**	**433,173**	**433,173**
55-5550-7300 - Improvements	1,459,354	0	0	0	115,875	10,000
55-5550-7400 - Equipment Purchases	148,798	119,880	119,880	107,939	139,000	139,000
Capital Outlays Total	**1,608,152**	**119,880**	**119,880**	**107,939**	**254,875**	**149,000**
Grand Total	**2,769,579**	**1,454,693**	**1,454,693**	**1,454,816**	**1,648,249**	**1,544,338**

FY 2024-25 Budget
General Fund - Sunbrook Golf Course

Department Overview

Sunbrook is an 27-hole course located off of Dixie Drive. Sunbrook Golf Club opened the original 18 holes in 1990 by a private developer. The city later acquired the course after bankruptcy of the private developer.The course is a premier course with scenic views and features championship holes.Sunbrook was rated by Golf Digest as one of the best golf courses in Utah. This rating is a result of a number of elements including scenery, challenge, quality, and service. Sunbrook is the only golf club in southwestern Utah to feature 27 championship holes.

Department Position Overview

		Authorized FT	
Golf Course Assistant Superintendent	Head Golf Pro	2021	12
Golf Course Maintenance Worker (5)	Assistant Golf Pro	2022	12
Golf Course Maintenance Technician (2)		2023	12
Golf Course Mechanic		2024	12
Golf Course Superintendent		2025	12

Summary of Expenses by Category

Expense Summary	FY 2022 Actuals	FY 2023 Actuals	FY 2024 Adopted Budget	FY 2024 Projected	FY 2025 Budget	$ Diff (Budget vs. Budget)
Salaries & Benefits	1,188,960	1,200,434	1,310,820	1,286,163	1,343,289	32,469
Materials & Supplies	1,005,270	771,732	851,143	886,086	867,763	16,620
Capital Outlays	56,819	248,789	189,300	189,015	106,000	-83,300
Debt Service	0	0	0	0	0	0
Transfers	0	0	0	0	0	0
Grand Total	2,251,049	2,220,955	2,351,263	2,361,264	2,317,052	-34,211

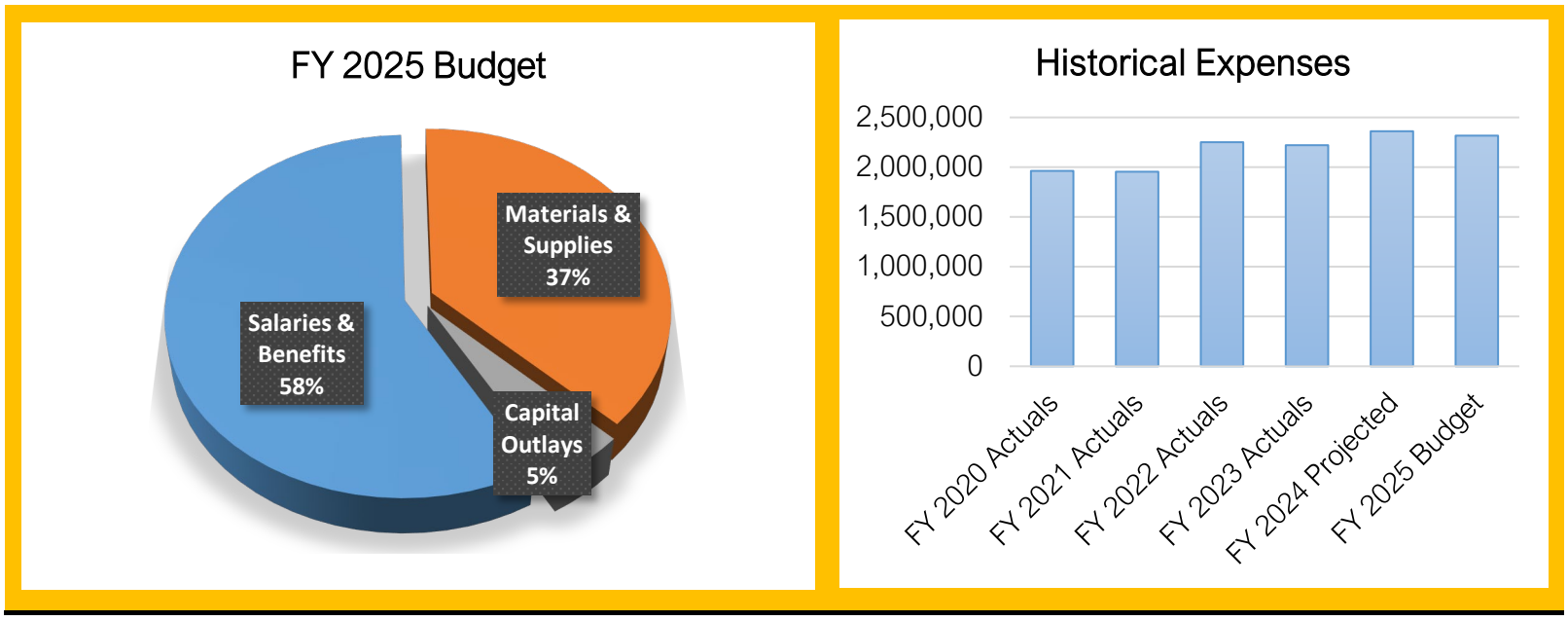

FY 2024-25 Budget
General Fund - Sunbrook Golf Course

Summary of Capital Outlay	FY 2025 Dept. Request	FY 2025 Proposed	
Sunbrook Woodbridge piers replacement	16,000	-	
(2) Utility Vehicles	32,000	-	
Turfco Buffalo blower	12,000	12,000	
Toro Greens Mower	65,000	-	
1 Ton Dump Truck	64,000	64,000	
Sunbrook clubhouse improvements (year 2 of 4)	30,000	30,000	
Wash crossing at Pointe #7 and Woodbridge #8	100,000	-	
Linx Irrigation software upgrade	14,000	-	
On course bathroom upgrades	20,000	-	*Funded in FY 2024
Bermuda sod to eliminate cool season cultivars	20,000	-	
Grand Total	**373,000**	**106,000**	

FY 2024-25 Budget
General Fund - Sunbrook Golf Course - Line Item Budget

Account Number	FY 2023 Actuals	FY 2024 Adopted Budget	FY 2024 Amended Budget	FY 2024 12-Month Estimate	FY 2025 Dept Request	FY 2025 Budget
55-5575-1100 - Salaries & Wages Full/Time	654,353	732,035	732,035	706,460	761,431	764,682
55-5575-1200 - Salaries & Wages Part/Time	151,658	160,000	160,000	173,608	170,000	170,000
55-5575-1205 - Pro-Shop Part Time	77,307	60,000	60,000	65,000	65,000	65,000
55-5575-1210 - Overtime Pay	110	0	0	0	0	0
55-5575-1300 - Fica	66,979	72,831	72,831	71,284	76,227	76,475
55-5575-1310 - Insurance Benefits	129,766	164,678	164,678	141,680	146,807	146,858
55-5575-1320 - Retirement Benefits	120,262	121,276	121,276	128,131	122,206	120,274
Salaries & Benefits Total	**1,200,434**	**1,310,820**	**1,310,820**	**1,286,163**	**1,341,671**	**1,343,289**
55-5575-2100 - Subscriptions & Memberships	1,340	1,800	1,800	1,800	1,800	1,800
55-5575-2300 - Travel & Training	100	2,500	2,500	1,400	2,500	2,500
55-5575-2400 - Office Supplies	3,004	2,000	2,000	1,400	2,000	2,000
55-5575-2410 - Credit Card Discounts	51,578	40,000	40,000	43,136	40,000	40,000
55-5575-2421 - Auto Tee-Time System	0	9,000	9,000	9,000	9,000	9,000
55-5575-2431 - Golf Cart Leases	0	89,643	89,643	89,643	89,643	89,643
55-5575-2460 - Small Tools	64,350	65,000	65,000	80,000	75,000	75,000
55-5575-2470 - Gas, Oil, & Grease	37,628	35,000	35,000	39,000	35,000	35,000
55-5575-2480 - Golf Cart Parts	1,727	1,500	1,500	6,000	5,000	5,000
55-5575-2500 - Equip Supplies & Maintenance	7,812	9,000	9,000	9,000	9,000	9,000
55-5575-2510 - Pump Repairs	7,307	20,000	20,000	20,000	15,000	15,000
55-5575-2600 - Buildings And Grounds	5,570	4,000	4,000	5,200	5,000	5,000
55-5575-2611 - Electric & Garbage	16,352	11,000	11,000	11,000	11,000	11,000
55-5575-2622 - Sand, Soil & Gravel	10,980	22,000	22,000	22,000	22,000	22,000
55-5575-2630 - Janitorial & Bldg. Supplies	22,821	18,000	18,000	15,000	15,000	15,000
55-5575-2640 - Fertilizer, Seed, Etc.	203,730	201,800	201,800	201,800	205,000	205,000
55-5575-2650 - Trees And Shrubs	640	2,000	2,000	2,000	1,500	1,500
55-5575-2670 - Fuel	3,714	3,000	3,000	2,400	2,400	2,400
55-5575-2680 - Fleet Maintenance	4,047	6,000	6,000	6,500	6,000	6,000
55-5575-2700 - Special Departmental Supplies	6,558	5,100	5,100	5,100	5,300	5,300
55-5575-2702 - Irrigation Supplies	39,306	38,000	38,000	38,000	38,000	38,000
55-5575-2703 - Merchandise Cost Of Goods Sold	146,778	125,000	125,000	135,000	125,000	125,000
55-5575-2704 - Snackbar Cost Of Goods Sold	6,541	0	0	0	0	0
55-5575-2800 - Telephone	8,953	4,000	4,000	6,000	7,000	7,000
55-5575-2900 - Rent Of Property & Equipment	486	2,500	2,500	2,500	2,500	2,500
55-5575-2910 - Power Bills	100,449	110,000	110,000	110,000	110,000	110,000
55-5575-3100 - Professional & Tech. Services	1,401	2,000	2,000	1,200	1,200	1,200
55-5575-4500 - Uniforms	2,967	3,000	3,000	1,530	2,000	2,000
55-5575-5100 - Insurance And Surety Bonds	15,591	18,300	18,300	20,477	24,920	24,920
Materials & Supplies Total	**771,732**	**851,143**	**851,143**	**886,086**	**867,763**	**867,763**
55-5575-7300 - Improvements	106,367	30,000	30,000	33,745	200,000	30,000
55-5575-7400 - Equipment Purchases	142,421	159,300	159,300	155,270	173,000	76,000
Capital Outlays Total	**248,789**	**189,300**	**189,300**	**189,015**	**373,000**	**106,000**
Grand Total	**2,220,955**	**2,351,263**	**2,351,263**	**2,361,264**	**2,582,434**	**2,317,052**

THIS PAGE INTENTIONALLY LEFT BLANK

FY 2024-25 Budget
General Fund - Parks and Community Services

Service Area Overview

The Parks & Community Services in the General Fund is comprised of several divisions which provide community and neighborhood parks; paved and natural trails; recreation facilities and programs for adults, youth, and our all-abilities community; arts facilities, programs and events; convention facilities and special events; maintenance of parks, trails, and city right of ways; graffiti clean-up; and other quality-of-life services and amenities which foster positive health and well-being of our citizens.

Departments	FY 2023 Actuals	FY 2024 Adopted Budget	FY 2024 Amended Budget	FY 2025 Budget	$ Diff from Adopted	% Diff from Adopted	# of Full-Time Personnel
4510 - Parks	6,953,184	7,826,964	8,225,966	7,816,533	-10,431	-0.1%	55.00
4511 - Design	851,993	525,030	4,270,482	581,849	56,819	10.8%	4.00
4555 - Nature Center & Youth Programs	317,248	358,788	359,589	589,333	230,545	64.3%	2.00
4556 - Softball Programs	366,086	424,877	426,060	458,551	33,674	7.9%	1.00
4557 - Sports Field Maintenance	595,564	717,525	769,305	1,120,442	402,917	56.2%	7.00
4558 - Special Events & Programs	550,111	580,791	582,451	663,138	82,347	14.2%	1.00
4559 - Youth and Adult Sports Programs	322,997	366,591	368,535	438,075	71,484	19.5%	2.00
4560 - Tennis & Pickleball	552,704	503,741	506,735	538,001	34,260	6.8%	1.00
4561 - Recreation	484,328	545,134	548,879	818,362	273,228	50.1%	4.00
4562 - Exhibits and Collections	238,391	337,338	341,083	321,501	-15,837	-4.7%	1.00
4563 - Community Arts	318,687	400,002	403,332	433,669	33,667	8.4%	2.00
4564 - Historic Opera House	35,933	41,800	41,800	41,826	26	0.1%	-
4565 - Historic Courthouse	17,589	27,700	27,700	27,682	-18	-0.1%	-
4566 - Parks & Community Services Admin	467,342	476,257	488,971	497,321	21,064	4.4%	3.00
4567 - Recreation Center	650,495	885,079	886,649	612,607	-272,472	-30.8%	1.00
4568 - Marathon	797,563	889,484	891,330	911,464	21,980	2.5%	1.00
4569 - Community Center	12,648	2,400	2,400	2,790	390	16.3%	-
4570 - Electric Theater	137,821	139,537	140,729	144,563	5,026	3.6%	1.00
4590 - Cemetery	508,190	699,954	703,074	651,462	-48,492	-6.9%	5.00
5600 - Swimming Pool	325,646	606,488	606,488	623,746	17,258	2.8%	0.58
5650 - Sand Hollow Aquatic Center	1,160,466	1,124,688	1,126,530	1,185,646	60,958	5.4%	1.42
Grand Total	**15,664,985**	**17,480,168**	**21,718,088**	**18,478,561**	**998,393**	**5.7%**	**93.00**

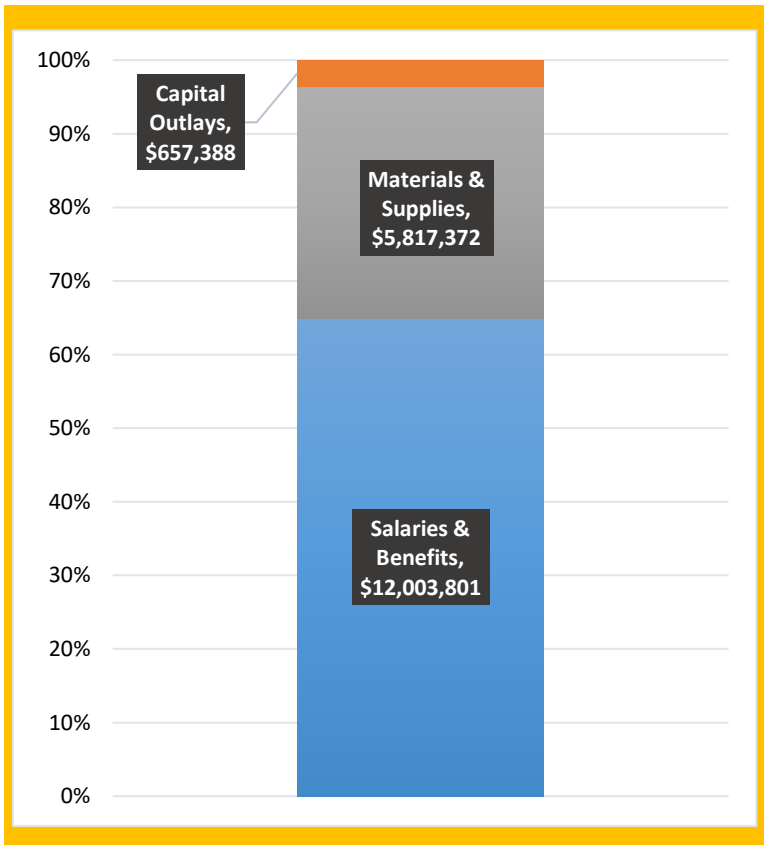

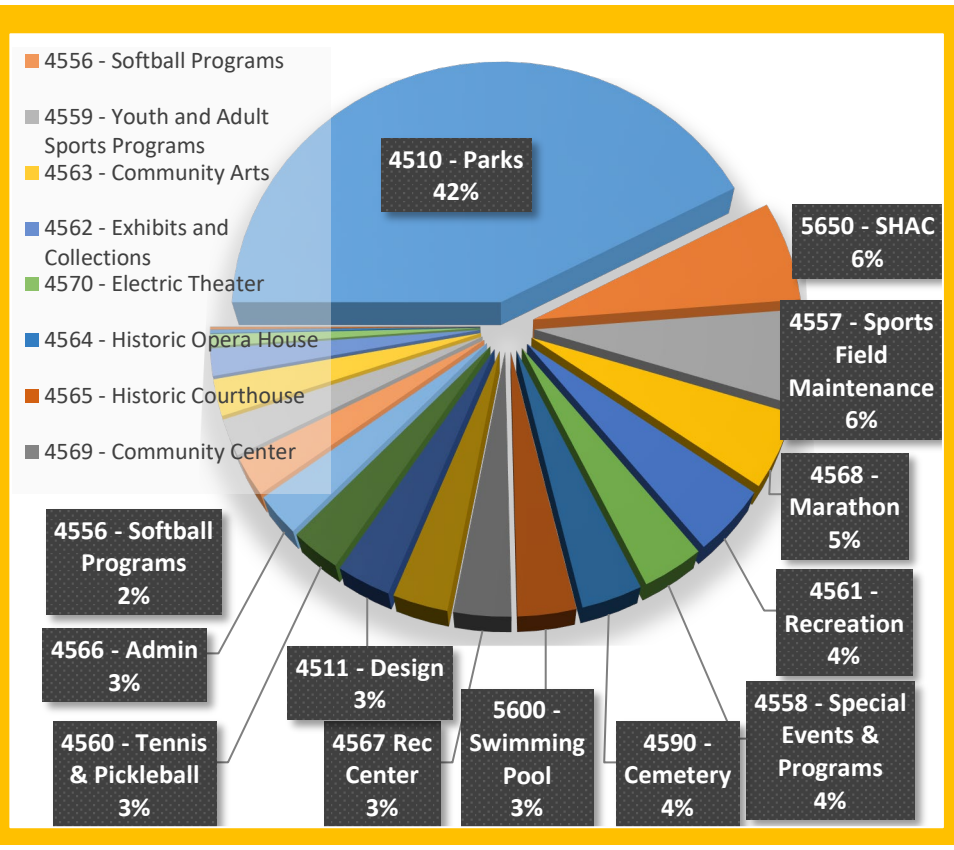

FY 2024-25 Budget
General Fund - Parks & Community Services

Department Overview

The Parks & Community Services Department's mission is to actively improve quality of life for St. George residents. We strive to enhance the community by providing safe and well maintained parks; community arts and events; and recreation programs for all ages and abilities.

Department's Responsibilities

1. Maintain and improve all city parks and facilities.
2. Maintain and improve sports fields and cemeteries.
3. Manager and curate the St. George Art Museum
4. Manage and maintain the city's swimming pools and recreation center
5. Maintain, improve and develop city wide trail system.
6. Provide recreation leagues and opportunities.
7. Sponsor world class events.
8. Maintain the city's urban forest.

Council Goals We Achieve

☑ Be Great at the Basics	☑ Deliver Exceptional Experiences	☐ Support & Sustain a Strong Economy
☑ Encourage Community & Connection	☐ Maintain Financial Strength	☑ Sustain Organizational Excellence

Department's Top Three Goals

To provide recreational programing that supports the mental and physical health of our community.	To provide parks, trails and recreation facilities that increase the community's quality of life.	To increase cultural and visual arts and provide community events that foster community inclusion.

FY 2024-25 Budget
General Fund - Parks & Community Services

Department Performance Measures	FY 22/23 Actual	FY 23/24 Estimate	Target / Goal
Youth Involvement and Registration Numbers	4,562	5,018	10% increase based on population growth
Miles of paved trails	71	73	Completed Trail System
Marathon participants	5,500	7,000	8,000

Top Three Accomplishments During FY 2024

This was the 47th year of the St George Marathon. We had the most successful Marathon in 2023 to date with 6,558 Registered participants and over 1 million dollars in Revenue. This event is the result many City employees, departments and thousands of volunteers. This years 2024 Art Festival in its 45th year was also the largest event to date with 161 Artists, 50 Food trucks,3 stages of music including a headliner band and we have partnered with the Desert Scape Film Festival. These two events represent our Race and Art departments and we are proud to host two world class events to showcase our great City.

The City of St. George Parks and Park Planning divisions have opened new facilities in FY 24. This year we have built 9 new pickleball courts at our Little Valley facility. We have also added 3 new artificial fields at the Little Valley Soccer facility. These are now the largest pickleball and artificial complexes in the state. Fossil Falls Community Park opens in FY 24. This is an amazing new community Park on the banks of the Virgin River. We look forward to many new projects in the next fiscal year to serve our growing community.

The past year has been a remarkable journey one of growth, innovation, and community engagement for our city's recreation programs. Our youth sports program experienced a commendable 11% increase in attendance and revenues compared to the previous fiscal year. Our softball tournaments brought together teams from across the Intermountain West , promoting teamwork, sportsmanship, healthy competition and bringing in millions of dollars of economic impact that benefit our community. The Recreation Center saw attendance increasing by an impressive 15% from the previous fiscal year.

Related General Fund Budgets

Parks (4510)	Parks Planning (4511)	Nature Center (4555)	Softball Prog. (4556)	Youth & Adult Sports	Rec Admin (4561)	Tennis & Pickleball (4560)
Exhibits & Collect (4562)	Comm. Art (4563)	Historic Opera House (4564)	Historic Court House (4565)	Park Admin (4566)	Rec Center (4567)	Sports Field maint (4557)
Marathon (4568)	Commun Center (4569)	Electric Theater (4570)	Cemetery (4590)	Swimming Pool (5600)	SHAC (5650)	Special Events (4558)

FY 2024-25 Budget
General Fund - Parks

Department Overview

The Parks Division is the largest division in Parks & Community Services and is responsible for keeping the parks and other City facilities safe, clean, attractive, and available to the public. Parks maintains over 49 city parks, over 60 miles of trails, 4 splash pads, and over 150 sections of public rights-of-way (road medians and roundabouts); manages the City's greenhouse and tree farms; maintains the landscape for all city facilities; and provides support to the many community events held throughout the year in the City such as the Marathon and Arts Festival. Their mission statement is to provide aesthetic, safe, and functional facilities that support the recreational and visual needs of the community.

Department Position Overview

		Authorized FT	
Administrative Professional	Parks Maintenance Worker (35)	2021	56.5
Assistant Director - Parks	Parks Manager	2022	59.5
Parks Assistant Manager	Parks Supervisor (4)	2023	58
Parks Crew Leader (10)	Parks Warehouse Inventory Worker III	2024	59
Parks Maintenance Mechanic		2025	55

Summary of Expenses by Category

Expense Summary	FY 2022 Actuals	FY 2023 Actuals	FY 2024 Adopted Budget	FY 2024 Projected	FY 2025 Budget	$ Diff (Budget vs. Budget)
Salaries & Benefits	4,411,139	4,721,285	5,551,304	5,384,910	5,524,492	-26,812
Materials & Supplies	1,501,875	1,581,336	1,989,160	1,866,501	1,977,041	-12,119
Capital Outlays	1,044,288	650,563	286,500	771,113	315,000	28,500
Grand Total	6,957,301	6,953,184	7,826,964	8,022,524	7,816,533	-10,431

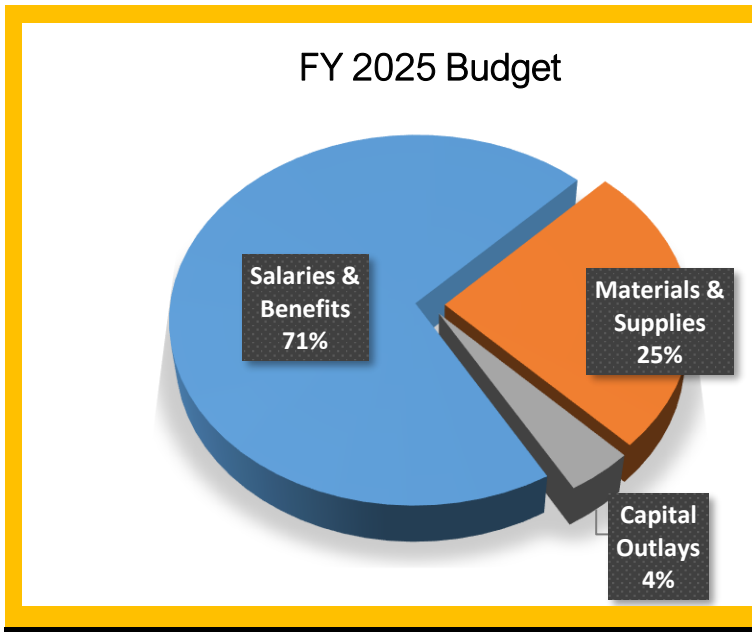

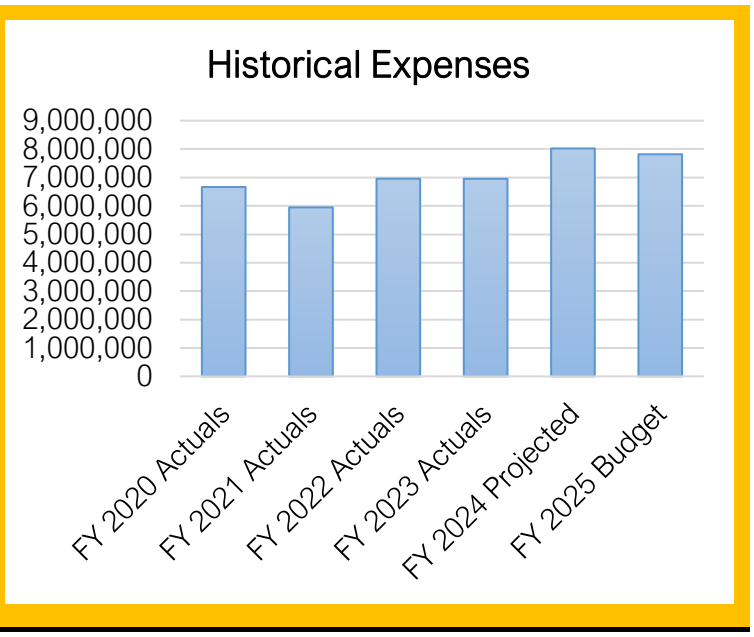

FY 2024-25 Budget
General Fund - Parks

Summary of Capital Outlay	FY 2025 Dept. Request	FY 2025 Proposed	
Replacement Backhoe #5165	160,000	160,000	
Replacement Truck (5)	340,000	112,000	*funded (4) as small utility
Sand pro 3040	28,000	28,000	trucks
Sunset Well	15,000	-	
Southgate Pump Station	20,000	-	
Rebuild Amiad Filter For Southgate Pump Station	46,000	-	
Electric Utility Golf Cart	15,000	15,000	
Grand Total	**624,000**	**315,000**	

FY 2024-25 Budget
General Fund - Parks - Line Item Budget

Account Number	FY 2023 Actuals	FY 2024 Adopted Budget	FY 2024 Amended Budget	FY 2024 12-Month Estimate	FY 2025 Dept Request	FY 2025 Budget
10-4510-1100 - Salaries & Wages Full/Time	2,766,376	3,125,176	3,125,176	3,047,000	3,087,785	3,099,837
10-4510-1200 - Salaries & Wages Part/Time	592,713	795,270	795,270	780,000	919,270	919,270
10-4510-1262 - Part-Time Wages Carousel	-1,645	0	0	0	0	0
10-4510-1263 - Part-Time Wages Thunder Junction	-4,189	0	0	0	0	0
10-4510-1300 - Fica	249,798	299,914	299,914	299,000	306,538	307,460
10-4510-1310 - Insurance Benefits	621,553	809,230	809,230	725,000	711,304	711,496
10-4510-1320 - Retirement Benefits	496,678	521,714	521,714	533,910	497,884	486,429
Salaries & Benefits Total	**4,721,285**	**5,551,304**	**5,551,304**	**5,384,910**	**5,522,781**	**5,524,492**
10-4510-2100 - Subscriptions & Memberships	1,089	1,700	1,700	636	1,700	1,700
10-4510-2200 - Ordinances & Publications	0	200	200	0	200	200
10-4510-2300 - Travel & Training	15,065	18,500	18,500	20,000	18,500	18,500
10-4510-2313 - Training Materials	485	500	500	500	500	500
10-4510-2400 - Office Supplies	6,823	10,720	10,720	7,965	10,720	10,720
10-4510-2410 - Credit Card Discounts	9,550	7,000	7,000	8,000	8,500	8,500
10-4510-2420 - Furniture	1,258	2,000	2,000	2,000	2,000	2,000
10-4510-2430 - Computer Software	398	1,540	1,540	1,540	1,740	1,740
10-4510-2500 - Equip Supplies & Maintenance	28,554	29,000	29,000	30,782	29,000	29,000
10-4510-2510 - Pump Repairs	13,404	25,000	25,000	25,000	25,000	25,000
10-4510-2520 - Small Tools	23,230	26,250	26,250	26,250	26,250	26,250
10-4510-2530 - Safety Expenses	18,259	32,000	32,000	30,446	32,000	32,000
10-4510-2600 - Buildings And Grounds	249,592	248,800	248,800	248,800	248,800	248,800
10-4510-2611 - Electric & Garbage	70,565	71,720	71,720	71,720	71,720	71,720
10-4510-2620 - Sand, Soil & Gravel	35,915	58,000	58,000	58,000	58,000	58,000
10-4510-2630 - Janitorial & Bldg. Supplies	62,156	87,500	87,500	86,500	87,500	87,500
10-4510-2640 - Fertilizer, Seed, Etc.	110,947	181,000	181,000	164,498	153,500	153,500
10-4510-2650 - Trees And Shrubs	39,334	50,000	50,000	50,000	50,000	50,000
10-4510-2670 - Fuel	161,956	180,000	180,000	155,947	180,000	180,000
10-4510-2680 - Fleet Maintenance	84,030	105,000	105,000	105,000	105,000	105,000
10-4510-2691 - Site Furnishings	63,714	94,780	94,780	94,700	95,320	95,320
10-4510-2702 - Irrigation Supplies	66,727	80,000	80,000	80,000	80,000	80,000
10-4510-2733 - Backflow Program	1,269	3,000	3,000	3,000	3,000	3,000
10-4510-2761 - Asphalt Maintenance	155,541	270,000	270,000	200,000	270,000	270,000
10-4510-2800 - Telephone	28,053	30,000	30,000	31,050	30,000	30,000
10-4510-2900 - Rent Of Property & Equipment	11,225	15,000	15,000	12,882	15,000	15,000
10-4510-2910 - Power Bills	188,882	183,300	183,300	183,300	183,300	183,300
10-4510-3000 - Shade Tree Board	1,115	1,480	1,480	1,480	1,200	1,200
10-4510-3100 - Professional & Tech. Services	32,323	52,670	52,670	52,670	52,670	52,670
10-4510-4500 - Uniforms	18,014	25,000	25,000	19,935	23,350	23,350
10-4510-5100 - Insurance And Surety Bonds	75,898	87,500	87,500	93,900	112,571	112,571
10-4510-5200 - Claims Paid	5,965	10,000	10,000	0	0	0
Materials & Supplies Total	**1,581,336**	**1,989,160**	**1,989,160**	**1,866,501**	**1,977,041**	**1,977,041**
10-4510-7300 - Improvements	249,866	0	293,113	393,113	81,000	0
10-4510-7400 - Equipment Purchases	400,697	286,500	392,389	378,000	543,000	315,000
Capital Outlays Total	**650,563**	**286,500**	**685,502**	**771,113**	**624,000**	**315,000**
Grand Total	**6,953,184**	**7,826,964**	**8,225,966**	**8,022,524**	**8,123,822**	**7,816,533**

FY 2024-25 Budget
General Fund - Parks Design

Department Overview

Parks Design is responsible for the design and project management of new parks, trails, and other open space recreational facilities within the City of St. George. The City has set a goal to have one neighborhood park within a 1/2 mile walking-distance of every household. The City is also constructing a regional trail system and sports field complexes. Design staff are integral in formulating designs and working with the community and developers in achieving these goals.

Department Position Overview

Authorized FT

Landscape Architect (3)	2021	6
Parks Planner (1)	2022	6
	2023	4
	2024	4
	2025	4

Summary of Expenses by Category

Expense Summary	FY 2022 Actuals	FY 2023 Actuals	FY 2024 Adopted Budget	FY 2024 Projected	FY 2025 Budget	$ Diff (Budget vs. Budget)
Salaries & Benefits	392,098	336,643	468,730	486,865	512,168	43,438
Materials & Supplies	18,285	46,344	56,300	43,814	69,681	13,381
Capital Outlays	0	469,006	0	3,931,946	0	0
Grand Total	**410,383**	**851,993**	**525,030**	**4,462,625**	**581,849**	**56,819**

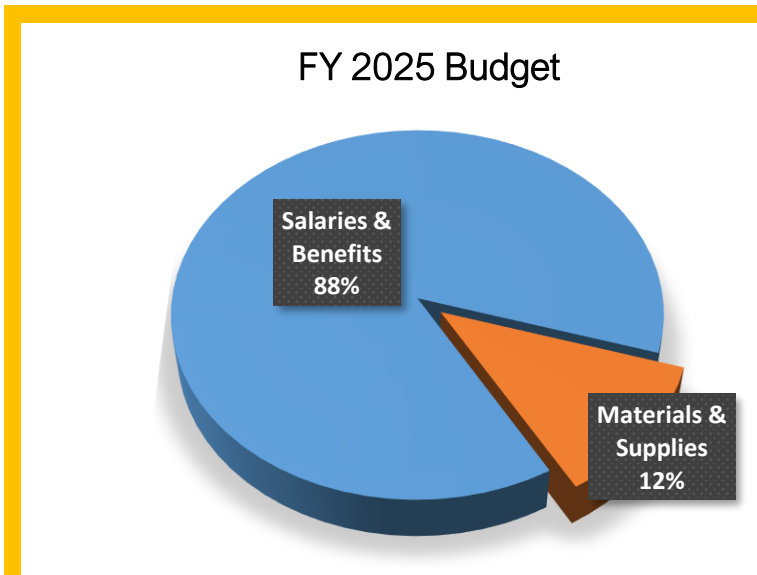

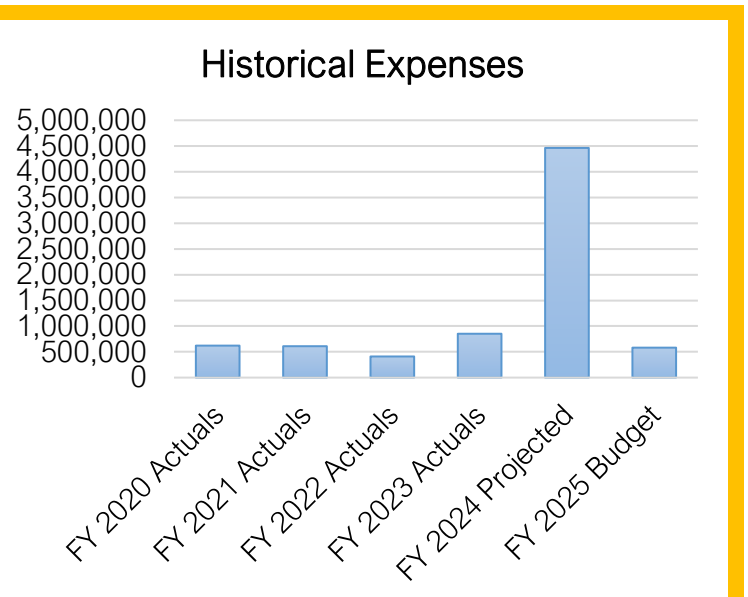

Summary of Capital Outlay

	FY 2025 Dept. Request	FY 2025 Proposed	
Virgin River North Trail/Rim Rock Bridge	100,000	-	*Funded in FY2024
Archaeological Projects	200,000	-	*Funded in RAP Tax Fund
Grand Total	**300,000**	**-**	

FY 2024-25 Budget
General Fund - Design - Line Item Budget

Account Number	FY 2023 Actuals	FY 2024 Adopted Budget	FY 2024 Amended Budget	FY 2024 12-Month Estimate	FY 2025 Dept Request	FY 2025 Budget
10-4511-1100 - Salaries & Wages Full/Time	218,918	288,301	288,301	318,060	337,680	339,110
10-4511-1200 - Salaries & Wages Part/Time	17,989	24,000	24,000	24,453	25,200	25,200
10-4511-1210 - Overtime Pay	0	8,000	8,000	0	0	0
10-4511-1300 - Fica	17,375	24,503	24,503	25,167	27,761	27,870
10-4511-1310 - Insurance Benefits	46,953	76,215	76,215	64,813	65,550	65,572
10-4511-1320 - Retirement Benefits	35,407	47,711	47,711	54,372	54,199	54,416
Salaries & Benefits Total	**336,643**	**468,730**	**468,730**	**486,865**	**510,390**	**512,168**
10-4511-2100 - Subscriptions & Memberships	349	2,200	2,200	2,200	1,395	1,395
10-4511-2200 - Ordinances & Publications	5,200	4,200	4,200	0	3,100	3,100
10-4511-2300 - Travel & Training	6,086	7,500	7,500	7,490	15,760	15,760
10-4511-2400 - Office Supplies	3,918	7,000	7,000	1,500	5,118	5,118
10-4511-2420 - Furniture	0	1,000	1,000	0	1,000	1,000
10-4511-2430 - Computer Software	6,454	9,300	9,300	6,883	11,885	11,885
10-4511-2500 - Equip Supplies & Maintenance	55	2,000	2,000	1,833	6,574	6,574
10-4511-2670 - Fuel	1,565	2,000	2,000	1,303	1,500	1,500
10-4511-2680 - Fleet Maintenance	3,528	2,000	2,000	2,500	1,500	1,500
10-4511-2800 - Telephone	1,301	600	600	1,300	2,400	2,400
10-4511-3100 - Professional & Tech. Services	15,676	15,000	15,000	15,000	30,000	15,000
10-4511-4500 - Uniform	0	1,000	1,000	1,000	1,000	1,000
10-4511-5100 - Insurance And Surety Bonds	2,212	2,500	2,500	2,805	3,449	3,449
Materials & Supplies Total	**46,344**	**56,300**	**56,300**	**43,814**	**84,681**	**69,681**
10-4511-7300 - Improvements	469,006	0	3,745,452	3,931,946	300,000	0
Capital Outlays Total	**469,006**	**0**	**3,745,452**	**3,931,946**	**300,000**	**0**
Grand Total	**851,993**	**525,030**	**4,270,482**	**4,462,625**	**895,071**	**581,849**

FY 2024-25 Budget
General Fund - Nature Center

Department Overview

The Tonaquint Nature Center is a recreational facility situated in a natural and undisturbed environment. The facility includes a pond inhabited by many species of fowl and other small wildlife; a trail system, and arboretum. Personnel strive to increase the understanding, appreciation and knowledge of natural resources while promoting environmental responsibility for our actions for the future generations' welfare. This area's main focus is camps and programs for teens and children aimed to meet the needs and wants of the St. George citizens and surrounding communities. This division also accounts for the St. George Carousal and Thunder Junction train.

Department Position Overview

	Authorized FT	
Recreation Supervisor	2021	1
Recreation Coordinator	2022	1
	2023	1
	2024	1
	2025	2

Summary of Expenses by Category

Expense Summary	FY 2022 Actuals	FY 2023 Actuals	FY 2024 Adopted Budget	FY 2024 Projected	FY 2025 Budget	$ Diff (Budget vs. Budget)
Salaries & Benefits	202,708	261,753	288,287	296,470	505,121	216,834
Materials & Supplies	31,017	55,495	70,501	64,311	84,212	13,711
Capital Outlays	0	0	0	0	0	0
Grand Total	**233,725**	**317,248**	**358,788**	**360,781**	**589,333**	**230,545**

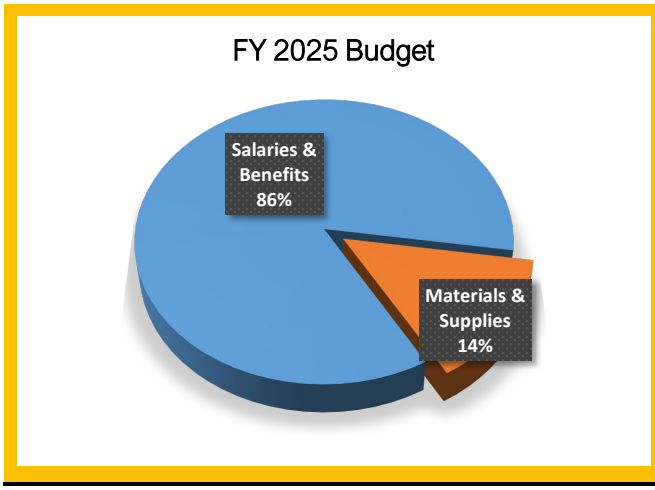



Summary of Capital Outlay

	FY 2025 Dept. Request	FY 2025 Proposed
UORG Boardwalk Grant Match	15,000	-
Grand Total	**15,000**	**-**

FY 2024-25 Budget
General Fund - Nature Center & Youth Programs - Line Item Budget

Account Number	FY 2023 Actuals	FY 2024 Adopted Budget	FY 2024 Amended Budget	FY 2024 12-Month Estimate	FY 2025 Dept Request	FY 2025 Budget
10-4555-1100 - Salaries & Wages Full/Time	52,901	50,023	50,670	49,100	100,356	101,178
10-4555-1200 - Salaries & Wages Part/Time	10,476	27,000	27,000	2,000	127,000	127,000
10-4555-1262 - Part-Time Wages Carousel	30,536	33,681	33,681	26,560	34,000	34,000
10-4555-1263 - Part-Time Wages Thunder Junction	138,560	145,760	145,760	172,800	155,000	155,000
10-4555-1300 - Fica	17,747	19,621	19,670	20,100	31,851	31,914
10-4555-1310 - Insurance Benefits	4,010	4,103	4,103	18,000	40,648	40,661
10-4555-1320 - Retirement Benefits	7,523	8,099	8,204	7,910	15,947	15,368
Salaries & Benefits Total	**261,753**	**288,287**	**289,088**	**296,470**	**504,802**	**505,121**
10-4555-2100 - Subscriptions & Memberships	48	120	120	0	100	100
10-4555-2200 - Ordinances & Publications	1,173	2,800	2,800	2,500	2,800	2,800
10-4555-2300 - Travel & Training	1,344	1,580	1,580	380	1,500	1,500
10-4555-2400 - Office Supplies	111	530	530	400	1,862	1,862
10-4555-2500 - Equip Supplies & Maintenance	23	0	0	0	0	0
10-4555-2700 - Special Departmental Supplies	12,651	13,205	13,205	13,010	10,000	10,000
10-4555-2800 - Telephone	2,253	1,500	1,500	1,399	1,500	1,500
10-4555-2900 - Rent Of Property & Equipment	0	150	150	0	150	150
10-4555-3100 - Professional & Tech. Services	1,276	682	682	1,300	1,300	1,300
10-4555-4562 - Carousel Expenses	4,012	4,930	4,930	4,322	5,000	5,000
10-4555-4563 - Thunder Junction Train Expenses	32,407	45,004	45,004	41,000	60,000	60,000
10-4555-2430 - Computer Software	198	0	0	0	0	0
Materials & Supplies Total	**55,495**	**70,501**	**70,501**	**64,311**	**84,212**	**84,212**
10-4555-7300 - Improvements	0	0	0	0	15,000	0
Capital Outlays Total	**0**	**0**	**0**	**0**	**15,000**	**0**
Grand Total	**317,248**	**358,788**	**359,589**	**360,781**	**604,014**	**589,333**

FY 2024-25 Budget
General Fund - Softball Program

Department Overview

Softball Programs is a program within the Recreation Division. The program coordinator is responsible for the creation, promotion, and management of both softball leagues and softball tournaments at the City's Canyons Complex, Little Valley Fields Complex, and Bloomington Park fields. League events include both a spring and fall league with men, women, and co-ed divisions with a participation of approximately 270 teams. Softball tournaments are held throughout the year with a projection of hosting approximately 15 tournaments, with about 725 teams participating annually.

Department Position Overview

	Authorized FT	
Recreation Supervisor	2021	1
	2022	1
	2023	1
	2024	1
	2025	1

Summary of Expenses by Category

Expense Summary	FY 2022 Actuals	FY 2023 Actuals	FY 2024 Adopted Budget	FY 2024 Projected	FY 2025 Budget	$ Diff (Budget vs. Budget)
Salaries & Benefits	113,089	129,370	135,863	124,716	142,587	6,724
Materials & Supplies	239,045	236,717	289,014	270,893	315,964	26,950
Capital Outlays	0	0	0	0	0	0
Grand Total	**352,134**	**366,086**	**424,877**	**395,609**	**458,551**	**33,674**

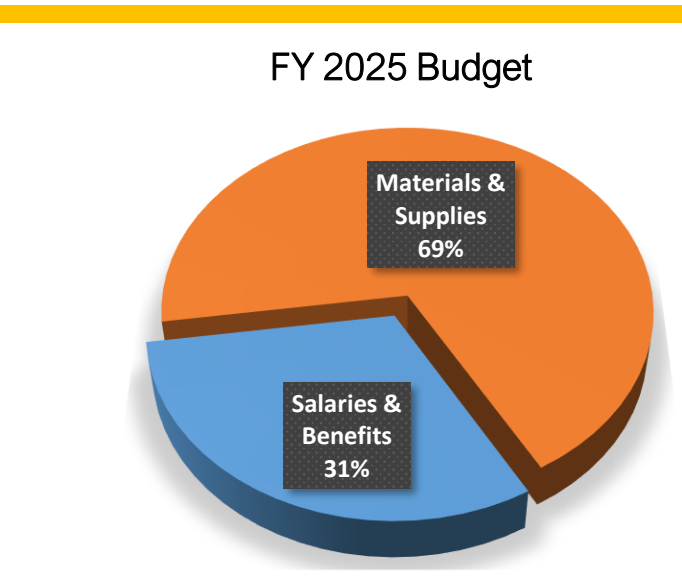

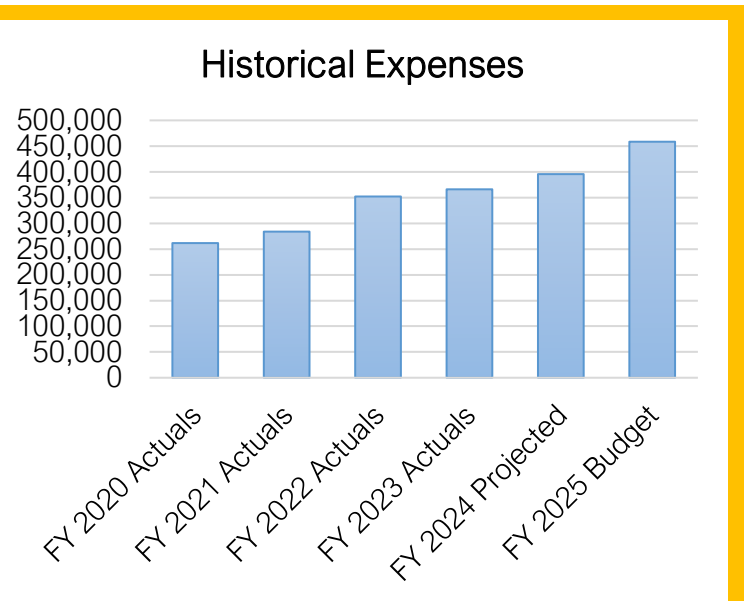

Summary of Capital Outlay

There are no capital requests for this year.

FY 2024-25 Budget
General Fund - Softball Programs - Line Item Budget

Account Number	FY 2023 Actuals	FY 2024 Adopted Budget	FY 2024 Amended Budget	FY 2024 12-Month Estimate	FY 2025 Dept Request	FY 2025 Budget
10-4556-1100 - Salaries & Wages Full/Time	70,558	59,872	60,827	61,249	65,775	66,314
10-4556-1200 - Salaries & Wages Part/Time	23,632	45,500	45,500	35,000	48,855	48,855
10-4556-1300 - Fica	7,327	8,061	8,134	6,907	8,769	8,810
10-4556-1310 - Insurance Benefits	13,872	12,737	12,737	9,685	8,527	8,535
10-4556-1320 - Retirement Benefits	13,981	9,693	9,848	11,875	10,452	10,073
Salaries & Benefits Total	**129,370**	**135,863**	**137,046**	**124,716**	**142,378**	**142,587**
10-4556-2200 - Ordinances & Publications	2,481	3,840	3,840	1,600	3,840	3,840
10-4556-2500 - Equip Supplies & Maintenance	20,542	32,420	32,420	26,000	32,420	32,420
10-4556-2600 - Buildings And Grounds	234	0	0	0	0	0
10-4556-2700 - Special Departmental Supplies	22,663	36,616	36,616	32,000	37,303	37,303
10-4556-2800 - Telephone	1,467	2,400	2,400	1,077	2,400	2,400
10-4556-3100 - Professional & Tech. Services	181,965	204,738	204,738	201,188	228,481	228,481
10-4556-5090 - Team Registrations	6,810	8,300	8,300	8,300	10,625	10,625
10-4556-5100 - Insurance And Surety Bonds	555	700	700	728	895	895
Materials & Supplies Total	**236,717**	**289,014**	**289,014**	**270,893**	**315,964**	**315,964**
Grand Total	**366,086**	**424,877**	**426,060**	**395,609**	**458,342**	**458,551**

FY 2024-25 Budget
General Fund - Sports Field Maintenance

Department Overview

The Sports Field Maintenance Division maintains City-owned athletic fields including the Canyons Softball Complex, Little Valley Softball & Soccer Complex, Bloomington Park, and other facilities. Personnel strive to have City fields in such great condition that each player feels they are playing at a major league type facility.

Department Position Overview

	Authorized FT	
Parks Maintenance Worker (3)	2021	2
Sports Field Crew Leader (2)	2022	3
Administrative Profesional III	2023	3
Parks Assistant Manager	2024	3
	2025	7

Summary of Expenses by Category

Expense Summary	FY 2022 Actuals	FY 2023 Actuals	FY 2024 Adopted Budget	FY 2024 Projected	FY 2025 Budget	$ Diff (Budget vs. Budget)
Salaries & Benefits	385,784	349,257	489,725	439,926	881,522	391,797
Materials & Supplies	104,286	135,116	182,800	177,691	173,920	-8,880
Capital Outlays	131,962	111,190	45,000	98,898	65,000	20,000
Grand Total	**622,032**	**595,564**	**717,525**	**716,515**	**1,120,442**	**402,917**

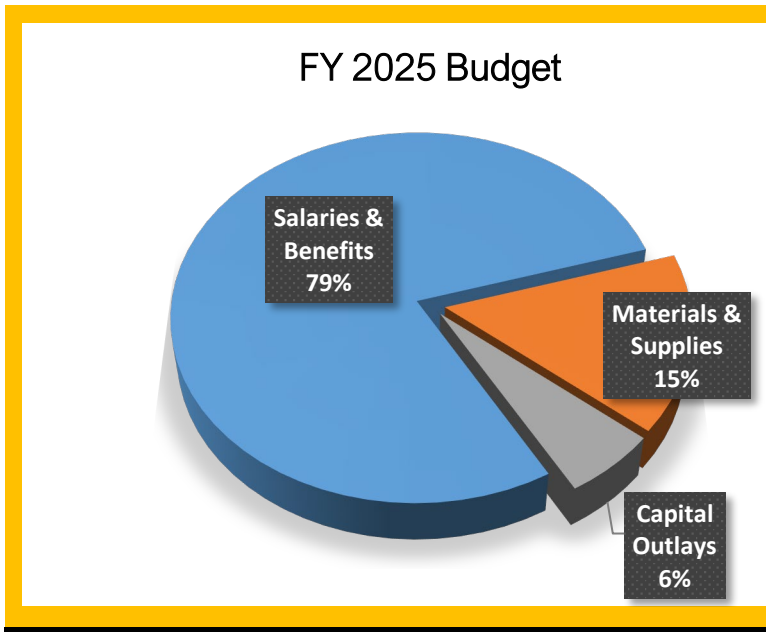

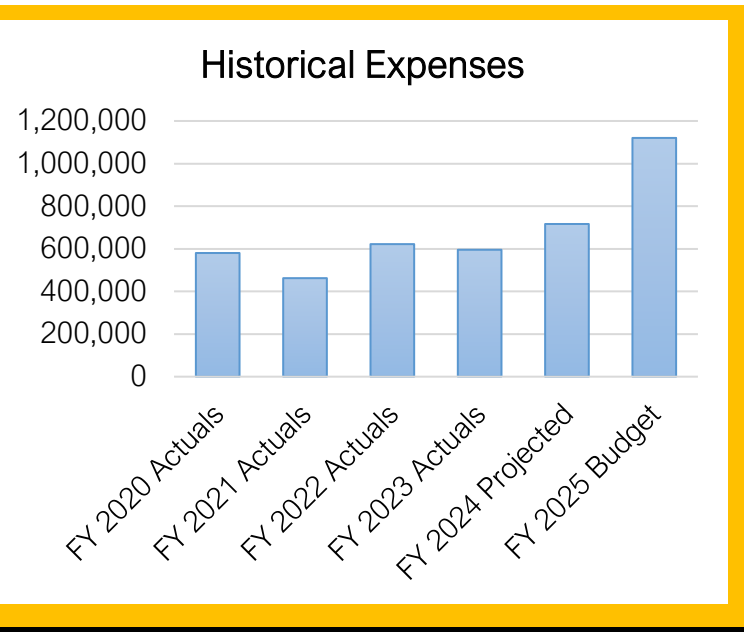

FY 2024-25 Budget
General Fund - Sports Field Maintenance

Summary of Capital Outlay	FY 2025 Dept. Request	FY 2025 Proposed
Replace utility carts (2)	50,000	50,000
4 year plan for replacement bleachers at The Canyons	20,000	-
New multi-use infield groomer	46,000	-
Sports Field Restroom Remodels	10,000	-
Sports Field Fencing Replacement	15,000	15,000
Grand Total	**141,000**	**65,000**

FY 2024-25 Budget
General Fund - Sports Field Maintenance - Line Item Budget

Account Number	FY 2023 Actuals	FY 2024 Adopted Budget	FY 2024 Amended Budget	FY 2024 12-Month Estimate	FY 2025 Dept Request	FY 2025 Budget
10-4557-1100 - Salaries & Wages Full/Time	133,571	159,519	162,125	130,000	394,987	397,631
10-4557-1200 - Salaries & Wages Part/Time	136,972	217,300	217,300	215,000	271,873	271,873
10-4557-1300 - Fica	20,647	28,827	29,026	25,893	51,013	51,217
10-4557-1310 - Insurance Benefits	32,805	57,107	57,107	44,346	99,064	99,108
10-4557-1320 - Retirement Benefits	25,262	26,972	27,394	24,687	63,197	61,693
Salaries & Benefits Total	**349,257**	**489,725**	**492,952**	**439,926**	**880,134**	**881,522**
10-4557-2200 - Ordinances & Publications	0	0	0	1,300	0	0
10-4557-2300 - Travel & Training	20	400	400	400	800	800
10-4557-2400 - Office Supplies	0	200	200	200	200	200
10-4557-2500 - Equip Supplies & Maintenance	6,786	10,000	10,000	10,186	10,000	10,000
10-4557-2600 - Buildings And Grounds	94,709	125,000	125,000	124,083	138,000	117,000
10-4557-2670 - Fuel	7,288	8,000	8,000	8,000	11,200	8,000
10-4557-2680 - Fleet Maintenance	6,309	15,000	15,000	15,000	16,000	15,000
10-4557-2700 - Special Departmental Supplies	200	300	300	300	300	300
10-4557-2800 - Telephone	339	900	900	900	1,500	1,500
10-4557-2900 - Rent Of Property & Equipment	0	1,000	1,000	1,000	1,000	1,000
10-4557-2910 - Power Bills	4,055	2,000	2,000	2,021	3,000	3,000
10-4557-3100 - Professional & Tech. Services	6,227	1,000	1,000	1,392	1,250	1,250
10-4557-5100 - Insurance And Surety Bonds	9,184	19,000	19,000	12,909	15,870	15,870
Materials & Supplies Total	**135,116**	**182,800**	**182,800**	**177,691**	**199,120**	**173,920**
10-4557-7300 - Improvements	47,091	30,000	30,000	30,000	45,000	15,000
10-4557-7400 - Equipment Purchases	64,099	15,000	63,553	68,898	96,000	50,000
Capital Outlays Total	**111,190**	**45,000**	**93,553**	**98,898**	**141,000**	**65,000**
Grand Total	**595,564**	**717,525**	**769,305**	**716,515**	**1,220,254**	**1,120,442**

FY 2024-25 Budget
General Fund - Special Events & Programs

Department Overview

Special Events is a program within the Recreation Division which provides many community events for citizens of all ages. Events include running races, skate boarding, skim boarding, rugby, 4th of July activities and many more fun events. One of the Division's goals is to provide a broad range of events.

Department Position Overview

	Authorized FT	
Recreation Supervisor	2021	1
	2022	1
	2023	1
	2024	1
	2025	1

Summary of Expenses by Category

Expense Summary	FY 2022 Actuals	FY 2023 Actuals	FY 2024 Adopted Budget	FY 2024 Projected	FY 2025 Budget	$ Diff (Budget vs. Budget)
Salaries & Benefits	208,560	221,606	246,366	242,128	267,095	20,729
Materials & Supplies	317,729	328,504	334,425	369,362	388,655	54,230
Capital Outlays	5,011	0	0	0	7,388	7,388
Grand Total	**531,300**	**550,111**	**580,791**	**611,490**	**663,138**	**82,347**

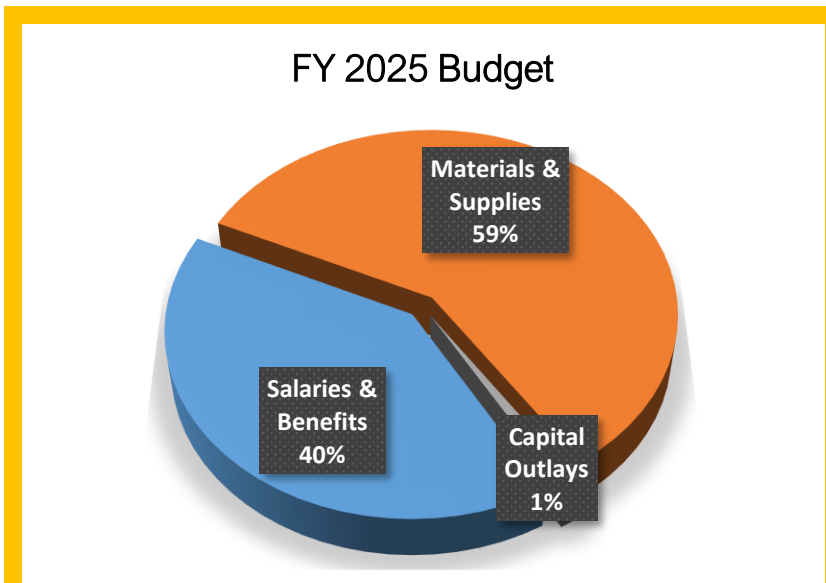

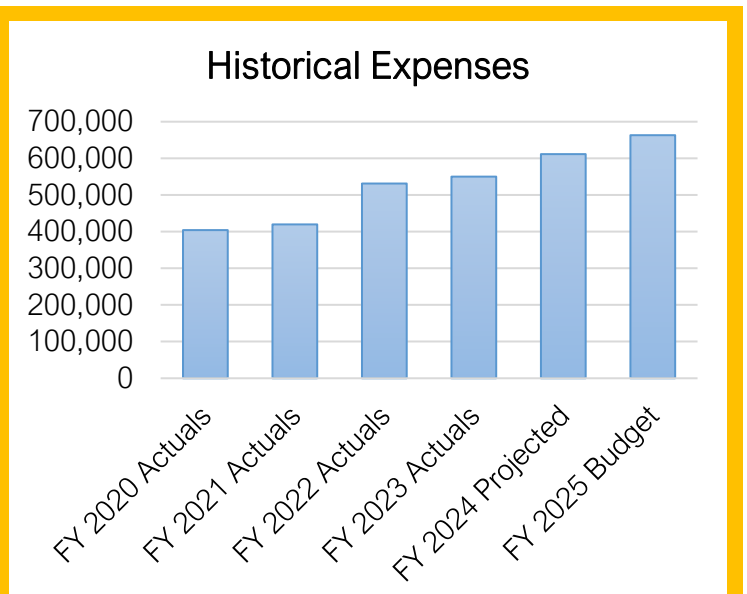

Summary of Capital Outlay

	FY 2025 Dept. Request	FY 2025 Proposed
Ped Rail for Races and Marathon	5,096	-
Race Trailer New Logo Wraps	7,388	7,388
Grand Total	**12,484**	**7,388**

FY 2024-25 Budget
General Fund - Special Events & Programs - Line Item Budget

Account Number	FY 2023 Actuals	FY 2024 Adopted Budget	FY 2024 Amended Budget	FY 2024 12-Month Estimate	FY 2025 Dept Request	FY 2025 Budget
10-4558-1100 - Salaries & Wages Full/Time	74,154	78,918	80,258	81,664	88,766	88,766
10-4558-1200 - Salaries & Wages Part/Time	108,298	123,492	123,492	118,191	135,799	135,799
10-4558-1210 - Overtime Pay	61	0	0	0	0	0
10-4558-1300 - Fica	13,945	15,484	15,587	15,427	17,180	17,180
10-4558-1310 - Insurance Benefits	10,649	14,290	14,290	11,557	10,286	10,286
10-4558-1320 - Retirement Benefits	14,499	14,182	14,399	15,289	15,064	15,064
Salaries & Benefits Total	**221,606**	**246,366**	**248,026**	**242,128**	**267,095**	**267,095**
10-4558-2200 - Ordinances & Publications	14,680	25,971	25,971	18,091	21,979	21,979
10-4558-2300 - Travel & Training	47	0	0	562	4,600	4,600
10-4558-2430 - Computer Software	99	186	186	0	0	0
10-4558-2700 - Special Departmental Supplies	184,844	165,809	165,809	193,213	195,306	195,306
10-4558-2800 - Telephone	0	0	0	-185	0	0
10-4558-2900 - Rent Of Property & Equipment	13,470	15,485	15,485	12,475	16,800	16,800
10-4558-3100 - Professional & Tech. Services	68,335	75,374	75,374	92,441	92,661	92,661
10-4558-4581 - Fourth Of July Fireworks	45,780	50,000	50,000	50,887	55,000	55,000
10-4558-5100 - Insurance And Surety Bonds	1,250	1,600	1,600	1,878	2,309	2,309
Materials & Supplies Total	**328,504**	**334,425**	**334,425**	**369,362**	**388,655**	**388,655**
10-4558-7300 - Improvements	0	0	0	0	5,096	0
10-4558-7400 - Equipment Purchases	0	0	0	0	7,388	7,388
Capital Outlays Total	**0**	**0**	**0**	**0**	**12,484**	**7,388**
Grand Total	**550,111**	**580,791**	**582,451**	**611,490**	**668,234**	**663,138**

FY 2024-25 Budget
General Fund - Youth & Adult Sports

Department Overview

The Youth & Adults Sports are programs within the Recreation Division responsible for creating, promoting, and administering youth and adults sports such as soccer, basketball, baseball, softball, and flag football. They provide programs not otherwise provided by local community businesses or volunteer organizations. Its mission is to provide a safe and high quality program for the youth and adults of St. George. The Division works hard to keep costs down and affordable for the majority of citizens. During FY 2023 Adult Sports was shifted from the Pickleball & Tennis division into the Youth Sports division, which was renamed "Youth and Adult Sports".

Department Position Overview

	Authorized FT	
Recreation Supervisor (2)	2021	1
	2022	1
	2023	2
	2024	2
	2025	2

Summary of Expenses by Category

Expense Summary	FY 2022 Actuals	FY 2023 Actuals	FY 2024 Adopted Budget	FY 2024 Projected	FY 2025 Budget	$ Diff (Budget vs. Budget)
Salaries & Benefits	193,701	227,822	284,721	281,844	313,960	29,239
Materials & Supplies	45,028	95,175	81,870	101,367	124,115	42,245
Capital Outlays	0	0	0	0	0	0
Grand Total	**238,730**	**322,997**	**366,591**	**383,211**	**438,075**	**71,484**

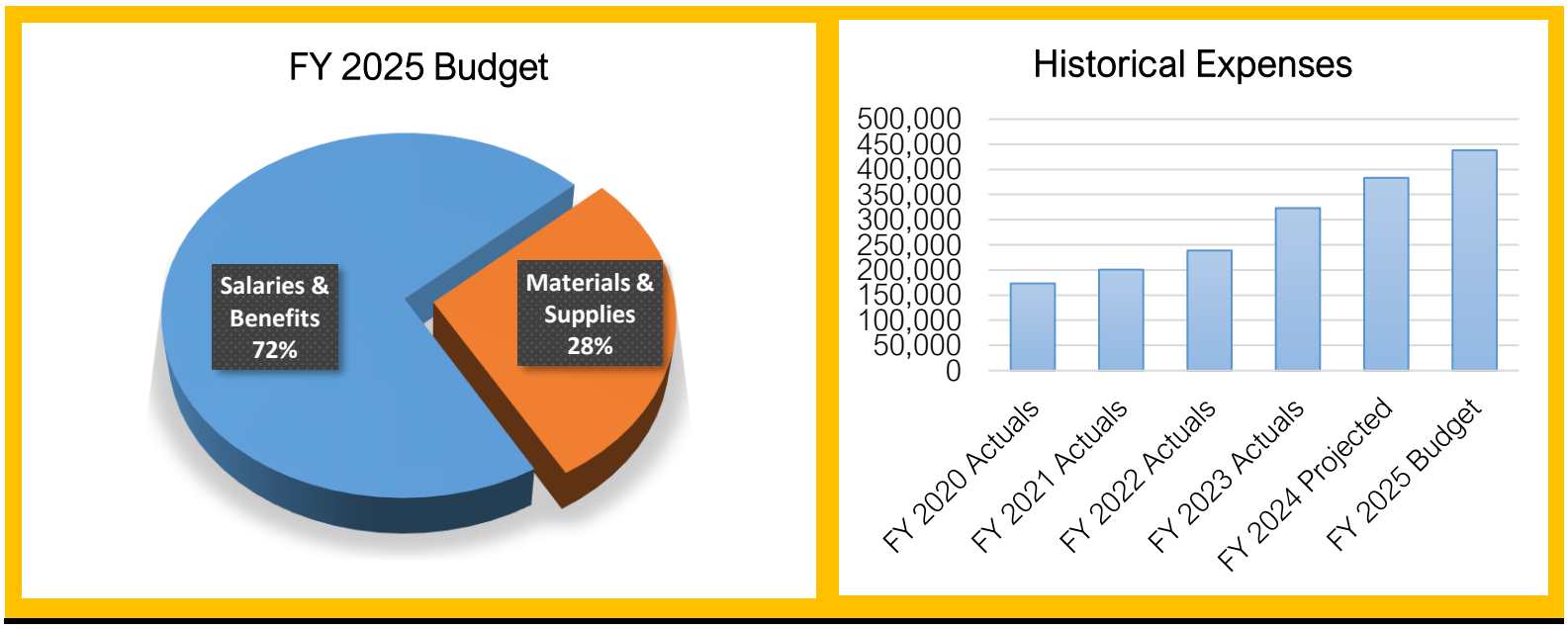

Summary of Capital Outlay

	FY 2025 Dept. Request	FY 2025 Proposed	
Soccer Goal Replacement	10,000	-	*Funded in FY 2024
Grand Total	**10,000**	-	

FY 2024-25 Budget
General Fund - Youth and Adult Sports Programs - Line Item Budget

Account Number	FY 2023 Actuals	FY 2024 Adopted Budget	FY 2024 Amended Budget	FY 2024 12-Month Estimate	FY 2025 Dept Request	FY 2025 Budget
10-4559-1100 - Salaries & Wages Full/Time	67,249	95,678	97,248	97,823	108,194	109,082
10-4559-1200 - Salaries & Wages Part/Time	130,160	144,250	144,250	138,000	149,896	149,896
10-4559-1300 - Fica	15,031	18,355	18,475	14,862	19,744	19,812
10-4559-1310 - Insurance Benefits	4,695	10,948	10,948	15,392	18,587	18,601
10-4559-1320 - Retirement Benefits	10,687	15,490	15,744	15,767	16,815	16,569
Salaries & Benefits Total	**227,822**	**284,721**	**286,665**	**281,844**	**313,236**	**313,960**
10-4559-2200 - Ordinances & Publications	2,709	9,320	9,320	9,320	9,700	9,700
10-4559-2430 - COMPUTER SOFTWARE	3,115	2,550	2,550	5,250	5,540	5,540
10-4559-2500 - Equip Supplies & Maintenance	3,647	4,700	4,700	4,000	6,700	6,700
10-4559-2690 - Special Supplies - Youth	3,303	5,650	5,650	2,500	5,650	5,650
10-4559-2700 - Special Departmental Supplies	71,861	48,500	48,500	72,650	85,070	85,070
10-4559-2800 - Telephone	412	650	650	650	0	0
10-4559-3100 - Professional & Tech. Services	8,858	8,900	8,900	4,899	8,875	8,875
10-4559-5100 - Insurance And Surety Bonds	1,269	1,600	1,600	2,098	2,580	2,580
Materials & Supplies Total	**95,175**	**81,870**	**81,870**	**101,367**	**124,115**	**124,115**
10-4559-7400 - Equipment Purchases	0	0	0	0	10,000	0
Capital Outlays Total	**0**	**0**	**0**	**0**	**10,000**	**0**
Grand Total	**322,997**	**366,591**	**368,535**	**383,211**	**447,351**	**438,075**

FY 2024-25 Budget
General Fund - Pickleball & Tennis

Department Overview

This division accounts for pickleball and tennis programs within the Recreation Division and is responsible for the creation, promotion, and administration of both sports. As part of the Recreation Division staff strive to create safe and high quality sports programs. During FY 2023 Adult Sports was shifted from this division into the Youth Sports division, which was renamed "Youth and Adult Sports"

Department Position Overview

	Authorized FT	
Assistant Recreation Manager / Head pro	2021	1
	2022	1
	2023	1
	2024	1
	2025	1

Summary of Expenses by Category

Expense Summary	FY 2022 Actuals	FY 2023 Actuals	FY 2024 Adopted Budget	FY 2024 Projected	FY 2025 Budget	$ Diff (Budget vs. Budget)
Salaries & Benefits	267,010	227,861	312,824	289,824	329,393	16,569
Materials & Supplies	185,753	173,343	190,917	189,699	208,608	17,691
Capital Outlays	58,795	151,500	0	0	0	0
Grand Total	**511,558**	**552,704**	**503,741**	**479,523**	**538,001**	**34,260**

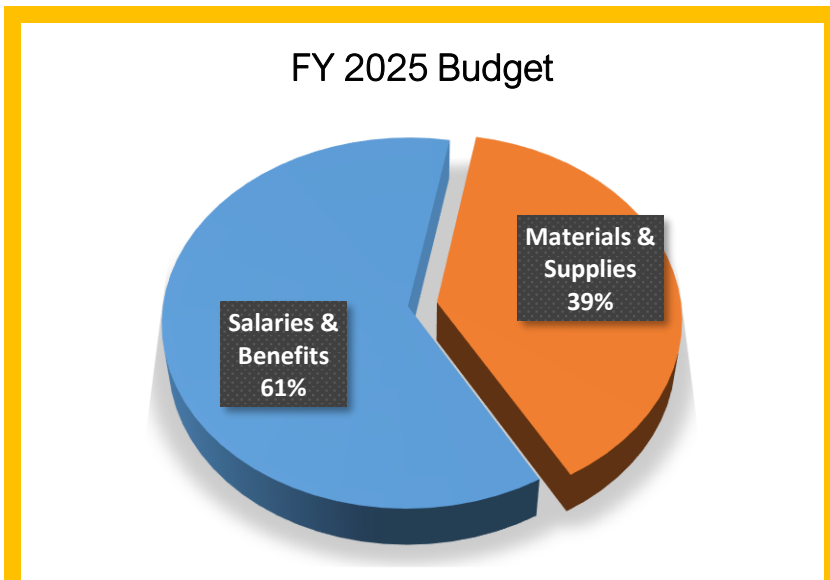

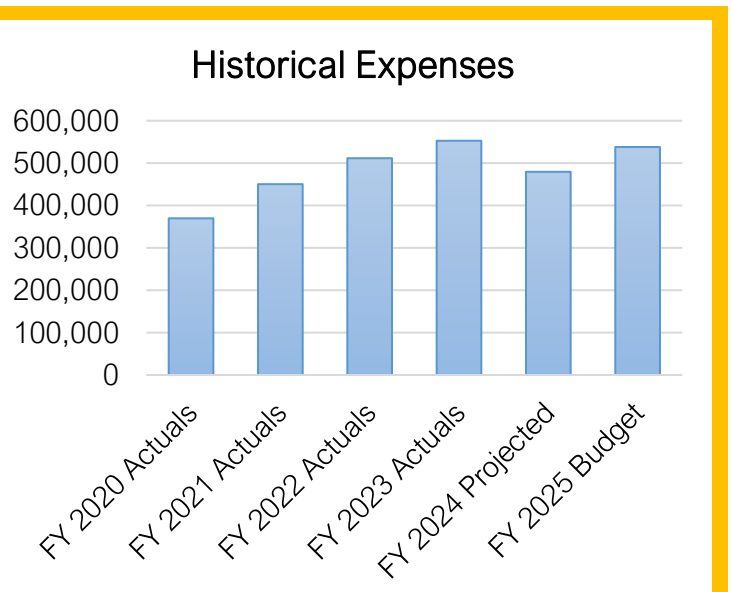

Summary of Capital Outlay

	FY 2025 Dept. Request	FY 2025 Proposed
Little Valley Pickleball Office Renovation	80,000	-
Grand Total	**80,000**	-

FY 2024-25 Budget
General Fund - Tennis & Pickleball - Line Item Budget

Account Number	FY 2023 Actuals	FY 2024 Adopted Budget	FY 2024 Amended Budget	FY 2024 12-Month Estimate	FY 2025 Dept Request	FY 2025 Budget
10-4560-1100 - Salaries & Wages Full/Time	73,400	76,659	79,077	79,660	86,321	87,029
10-4560-1200 - Salaries & Wages Part/Time	110,652	180,000	180,000	165,000	184,500	184,500
10-4560-1300 - Fica	13,656	19,634	19,819	12,357	20,718	20,772
10-4560-1310 - Insurance Benefits	18,494	24,120	24,120	20,396	23,861	23,872
10-4560-1320 - Retirement Benefits	11,659	12,411	12,802	12,411	13,716	13,220
Salaries & Benefits Total	**227,861**	**312,824**	**315,818**	**289,824**	**329,116**	**329,393**
10-4560-2100 - Subscriptions & Memberships	2,061	2,512	2,512	2,512	2,832	2,832
10-4560-2200 - Ordinances & Publications	2,390	2,650	2,650	2,650	11,150	11,150
10-4560-2300 - Travel & Training	0	4,220	4,220	4,220	4,220	4,220
10-4560-2400 - Office Supplies	89	0	0	0	0	0
10-4560-2430 - Computer Software	5,540	6,783	6,783	18,500	23,400	23,400
10-4560-2500 - Equip Supplies & Maintenance	21,220	29,150	29,150	29,150	29,150	29,150
10-4560-2600 - Buildings And Grounds	51	0	0	0	0	0
10-4560-2700 - Special Departmental Supplies	89,674	104,000	104,000	104,000	107,700	107,700
10-4560-2712 - Tennis Program - Supplies & Concessior	36	0	0	0	0	0
10-4560-2716 - Pickleball Supplies & Concessions	0	0	0	20	0	0
10-4560-2800 - Telephone	1,472	1,950	1,950	1,950	0	0
10-4560-2900 - Rent Of Property & Equipment	6,770	4,950	4,950	6,800	5,500	5,500
10-4560-3100 - Professional & Tech. Services	31,751	21,302	21,302	13,800	22,715	22,715
10-4560-4245 - Tennis & Pickleball Donation Expenses	10,859	11,600	11,600	4,297	0	0
10-4560-5100 - Insurance And Surety Bonds	1,432	1,800	1,800	1,800	1,941	1,941
Materials & Supplies Total	**173,343**	**190,917**	**190,917**	**189,699**	**208,608**	**208,608**
10-4560-7300 - Improvements	0	0	0	0	80,000	0
10-4560-7400 - Equipment Purchases	151,500	0	0	0	0	0
Capital Outlays Total	**151,500**	**0**	**0**	**0**	**80,000**	**0**
Grand Total	**552,704**	**503,741**	**506,735**	**479,523**	**617,724**	**538,001**

FY 2024-25 Budget
General Fund - Recreation Administration

Department Overview

The Recreation Administration Division is responsible for the general supervision, administrative support, long-range planning, and short-term project coordination of all City recreation programs and facilities. This includes the Recreation Center, Outdoor Recreation, Adult Sports, Youth Sports, Softball Programs, Tennis and Pickleball, Aquatics and Programs. The Recreation Administration Division manages costs associated with utilities, buildings, vehicles, staff training, new program development and implementation. It is also responsible for division-wide marketing, public relations and community education partnership. In FY 2025 this division will now also account for Outdoor Recreation progamming that was moved from the St. George Recreation Center budget.

Department Position Overview

	Authorized FT	
Assistant Parks Director	2021	2
Outdoor Recreation Coordinator	2022	2
Outdoor Recreation Supervisor	2023	2
Recreation Manager	2024	2
	2025	4

Summary of Expenses by Category

Expense Summary	FY 2022 Actuals	FY 2023 Actuals	FY 2024 Adopted Budget	FY 2024 Projected	FY 2025 Budget	$ Diff (Budget vs. Budget)
Salaries & Benefits	244,458	272,583	304,989	301,530	570,008	265,019
Materials & Supplies	160,893	175,616	224,145	197,741	248,354	24,209
Capital Outlays	77,392	36,130	16,000	10,900	0	-16,000
Grand Total	**482,744**	**484,328**	**545,134**	**510,171**	**818,362**	**273,228**

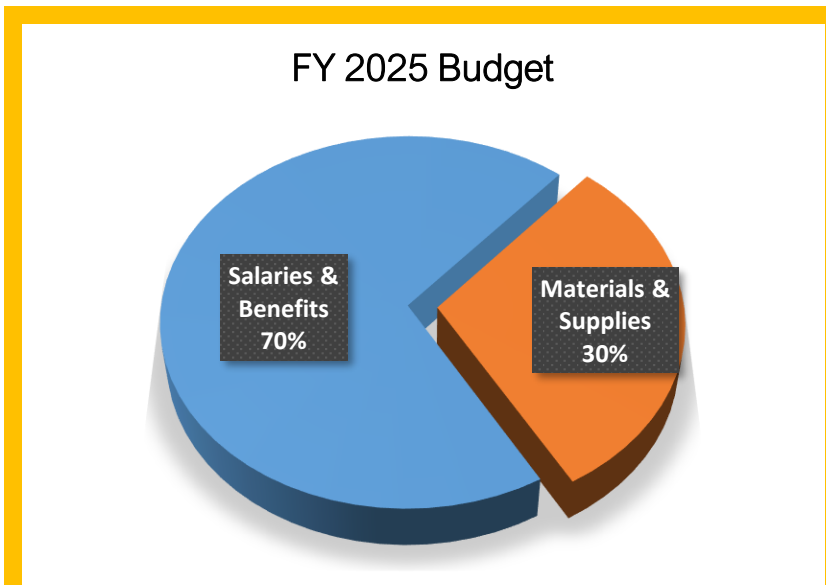

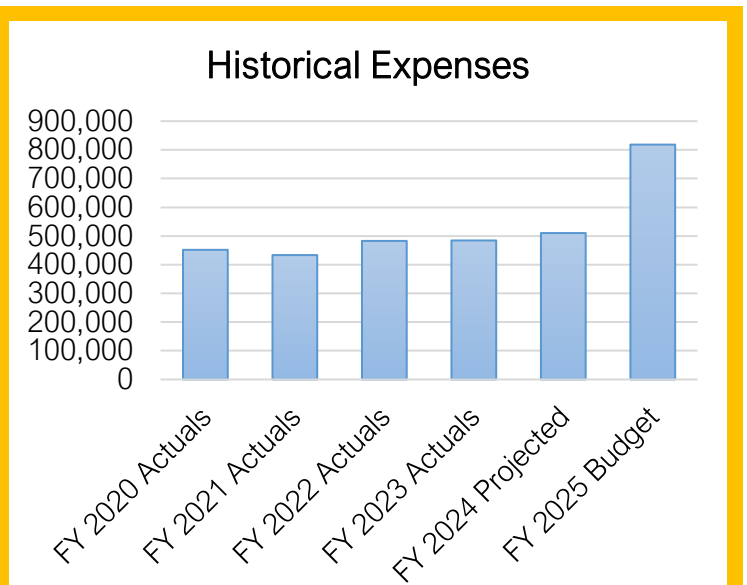

Summary of Capital Outlay

	FY 2025 Dept. Request	FY 2025 Proposed	
Mountain Bike Fleet Replacement	5,000	-	*Funded in FY 2024
Outdoor Recreation/Recreation Center Truck	55,000	-	
Grand Total	**60,000**	**-**	

FY 2024-25 Budget
General Fund - Recreation - Line Item Budget

Account Number	FY 2023 Actuals	FY 2024 Adopted Budget	FY 2024 Amended Budget	FY 2024 12-Month Estimate	FY 2025 Dept Request	FY 2025 Budget
10-4561-1100 - Salaries & Wages Full/Time	175,350	186,531	189,555	190,546	326,376	323,774
10-4561-1200 - Salaries & Wages Part/Time	17,366	27,000	27,000	23,500	27,000	27,000
10-4561-1300 - Fica	14,184	16,336	16,567	15,369	32,836	32,637
10-4561-1310 - Insurance Benefits	35,784	43,176	43,176	39,620	59,719	59,677
10-4561-1320 - Retirement Benefits	29,899	31,946	32,436	32,495	51,922	51,071
10-4561-1230 - Salaries & Wages Part/Time Outdoor Re	0	0	0	0	75,849	75,849
Salaries & Benefits Total	**272,583**	**304,989**	**308,734**	**301,530**	**573,702**	**570,008**
10-4561-2100 - Subscriptions & Memberships	1,335	1,400	1,400	1,595	3,570	3,570
10-4561-2200 - Ordinances & Publications	16,304	19,500	19,500	19,500	19,500	19,500
10-4561-2300 - Travel & Training	8,087	17,825	17,825	18,000	18,600	18,600
10-4561-2400 - Office Supplies	15,322	18,000	18,000	16,500	16,500	16,500
10-4561-2410 - Credit Card Discounts	5,694	6,000	6,000	767	6,000	6,000
10-4561-2430 - Computer Software	7,842	7,420	7,420	10,780	8,820	8,820
10-4561-2500 - Equip Supplies & Maintenance	423	3,500	3,500	3,500	16,400	16,400
10-4561-2600 - Buildings And Grounds	278	3,500	3,500	3,500	3,500	3,500
10-4561-2670 - Fuel	8,640	9,500	9,500	7,500	8,000	8,000
10-4561-2680 - Fleet Maintenance	8,964	8,500	8,500	8,500	9,500	9,500
10-4561-2700 - Special Departmental Supplies	1,728	1,500	1,500	1,500	1,500	1,500
10-4561-2800 - Telephone	6,006	7,500	7,500	0	8,150	8,150
10-4561-2910 - Power Bills	51,382	59,000	59,000	42,269	59,000	59,000
10-4561-3100 - Professional & Tech. Services	30,953	38,000	38,000	43,423	43,969	43,969
10-4561-4582 - Recreation - Special Events	5,634	7,500	7,500	7,500	7,250	7,250
10-4561-4610 - Program Development	0	5,000	5,000	5,000	5,000	5,000
10-4561-5100 - Insurance And Surety Bonds	7,025	8,000	8,000	7,907	9,370	9,370
10-4561-5200 - Claims Paid	0	2,500	2,500	0	0	0
10-4561-2705 - Special Departmental Supplies Outdoor	0	0	0	0	3,725	3,725
Materials & Supplies Total	**175,616**	**224,145**	**224,145**	**197,741**	**248,354**	**248,354**
10-4561-7300 - Improvements	0	16,000	16,000	10,900	0	0
10-4561-7400 - Equipment Purchases	36,130	0	0	0	60,000	0
Capital Outlays Total	**36,130**	**16,000**	**16,000**	**10,900**	**60,000**	**0**
Grand Total	**484,328**	**545,134**	**548,879**	**510,171**	**882,056**	**818,362**

FY 2024-25 Budget
General Fund - Exhibits and Collections

Department Overview

Exhibits & Collections is a function of the Community Arts Division. Services include the management and procurement of art and artifacts for display at the City's art museum, known as the Pioneer Center for the Arts. The Division's mission is to educate all visitors through quality exhibitions from all periods, cultures, and media, as well as to collect, conserve, inventory, exhibit, and interpret art and artifacts from Utah and the West.

Department Position Overview

	Authorized FT	
Art Museum Manager & Curator	2021	1
	2022	1
	2023	1
	2024	1
	2025	1

Summary of Expenses by Category

Expense Summary	FY 2022 Actuals	FY 2023 Actuals	FY 2024 Adopted Budget	FY 2024 Projected	FY 2025 Budget	$ Diff (Budget vs. Budget)
Salaries & Benefits	178,711	148,177	207,834	185,614	222,103	14,269
Materials & Supplies	68,820	90,214	91,504	83,793	99,398	7,894
Capital Outlays	50,440	0	38,000	38,000	0	-38,000
Grand Total	**297,971**	**238,391**	**337,338**	**307,407**	**321,501**	**-15,837**

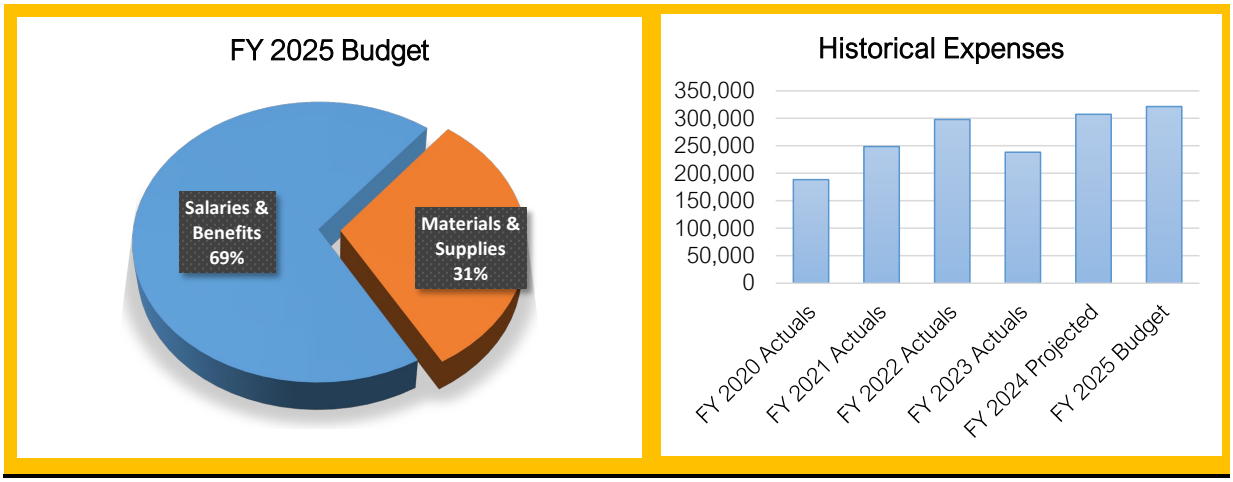

Summary of Capital Outlay

	FY 2025 Dept. Request	FY 2025 Proposed	
Art Museum Stairs/Handrail Replacement	5,200	-	*Funded in FY 2024
SGAM Painting Phase 1	15,000	-	
Grand Total	**20,200**	**-**	

FY 2024-25 Budget
General Fund - Exhibits and Collections - Line Item Budget

Account Number	FY 2023 Actuals	FY 2024 Adopted Budget	FY 2024 Amended Budget	FY 2024 12-Month Estimate	FY 2025 Dept Request	FY 2025 Budget
10-4562-1100 - Salaries & Wages Full/Time	58,492	63,344	66,368	53,815	65,679	66,217
10-4562-1200 - Salaries & Wages Part/Time	68,076	110,910	110,910	109,073	110,000	110,000
10-4562-1300 - Fica	8,350	13,331	13,562	9,810	13,439	13,481
10-4562-1310 - Insurance Benefits	5,922	9,994	9,994	2,916	22,339	22,347
10-4562-1320 - Retirement Benefits	7,337	10,255	10,745	10,000	10,436	10,058
Salaries & Benefits Total	**148,177**	**207,834**	**211,579**	**185,614**	**221,893**	**222,103**
10-4562-2100 - Subscriptions & Memberships	2,142	898	898	925	898	898
10-4562-2200 - Ordinances & Publications	8,277	23,156	23,156	19,900	23,150	23,150
10-4562-2300 - Travel & Training	2,882	5,050	5,050	4,857	5,050	5,050
10-4562-2400 - Office Supplies	5,411	2,500	2,500	3,000	2,500	2,500
10-4562-2410 - Credit Card Discounts	3,576	4,000	4,000	4,785	4,000	4,000
10-4562-2500 - Equip Supplies & Maintenance	2,063	2,250	2,250	2,065	2,250	2,250
10-4562-2600 - Buildings And Grounds	23,121	1,000	1,000	962	1,000	1,000
10-4562-2700 - Special Departmental Supplies	19,373	27,500	27,500	22,900	29,600	29,600
10-4562-2753 - Museum Gift Store	6,583	13,000	13,000	10,900	16,000	16,000
10-4562-2800 - Telephone	1,608	1,600	1,600	1,441	1,600	1,600
10-4562-3100 - Professional & Tech. Services	10,019	5,550	5,550	4,950	5,550	5,550
10-4562-5100 - Insurance And Surety Bonds	4,762	5,000	5,000	7,108	7,800	7,800
10-4562-2430 - Computer Software	396	0	0	0	0	0
Materials & Supplies Total	**90,214**	**91,504**	**91,504**	**83,793**	**99,398**	**99,398**
10-4562-7300 - Improvements	0	0	0	0	20,200	0
10-4562-7400 - Equipment Purchases	0	38,000	38,000	38,000	0	0
Capital Outlays Total	**0**	**38,000**	**38,000**	**38,000**	**20,200**	**0**
Grand Total	**238,391**	**337,338**	**341,083**	**307,407**	**341,491**	**321,501**

FY 2024-25 Budget
General Fund - Community Arts

Department Overview

The Community Arts Division is responsible for the general supervision, administrative support, long-range planning, and shortterm project coordination all Community Art programs and facilities. This includes the Pioneer Center for the Arts, St. George Opera House, Arts Festival, Celebrity Concert Series, Electric Theater, and other cultural or art events. The division strives to foster, encourage, and promote the arts in the City of St. George for the purpose of enriching and improving the lives of its residents and visitors through the creation, advocacy, and facilitation of arts programming.

Department Position Overview

	Authorized FT	
Community Arts Administrator	2021	2
Administrative Professional III	2022	2
	2023	2
	2024	2
	2025	2

Summary of Expenses by Category

Expense Summary	FY 2022 Actuals	FY 2023 Actuals	FY 2024 Adopted Budget	FY 2024 Projected	FY 2025 Budget	$ Diff (Budget vs. Budget)
Salaries & Benefits	192,628	156,177	227,074	221,966	258,008	30,934
Materials & Supplies	157,779	141,383	172,928	160,937	175,661	2,733
Capital Outlays	3,902	21,126	0	0	0	0
Grand Total	**354,308**	**318,687**	**400,002**	**382,903**	**433,669**	**33,667**

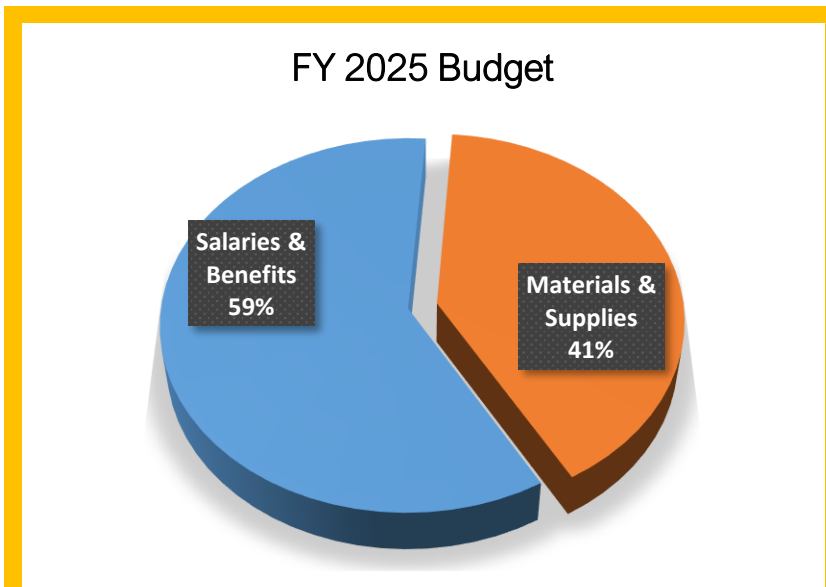

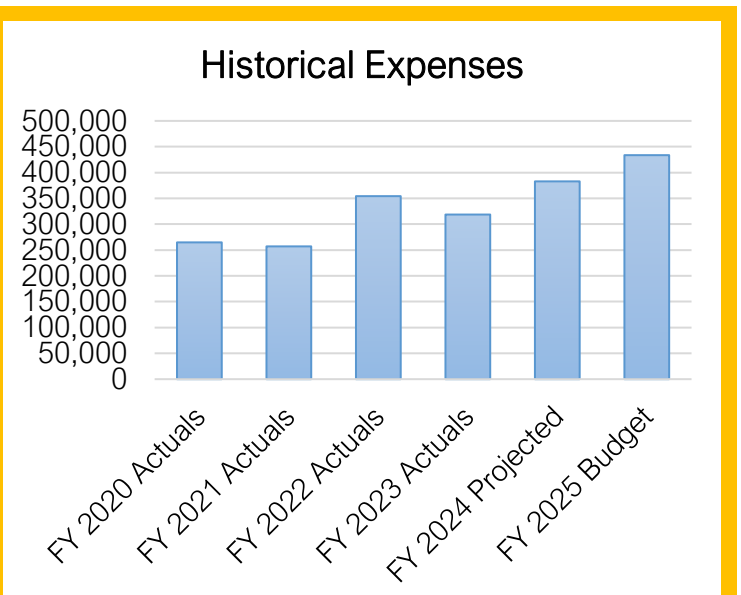

Summary of Capital Outlay

	FY 2025 Dept. Request	FY 2025 Proposed	
Sound System for Moveable Outdoor Stage	18,118	-	*Funded in FY 2024
Social Hall Lighting and Painting	9,500	-	*Funded in FY 2024
Grand Total	**27,618**	-	

FY 2024-25 Budget
General Fund - Community Arts - Line Item Budget

Account Number	FY 2023 Actuals	FY 2024 Adopted Budget	FY 2024 Amended Budget	FY 2024 12-Month Estimate	FY 2025 Dept Request	FY 2025 Budget
10-4563-1100 - Salaries & Wages Full/Time	85,195	98,384	101,073	115,746	131,445	132,523
10-4563-1200 - Salaries & Wages Part/Time	38,270	69,969	69,969	49,051	60,000	60,000
10-4563-1300 - Fica	9,338	12,880	13,086	12,436	14,645	14,728
10-4563-1310 - Insurance Benefits	11,111	29,912	29,912	26,076	30,610	30,627
10-4563-1320 - Retirement Benefits	12,262	15,929	16,364	18,657	20,887	20,130
Salaries & Benefits Total	**156,177**	**227,074**	**230,404**	**221,966**	**257,587**	**258,008**
10-4563-2100 - Subscriptions & Memberships	361	500	500	650	500	500
10-4563-2200 - Ordinances & Publications	9,003	6,800	6,800	6,385	8,100	8,100
10-4563-2300 - Travel & Training	3,083	5,728	5,728	5,097	7,200	7,200
10-4563-2400 - Office Supplies	2,657	3,000	3,000	2,766	3,000	3,000
10-4563-2500 - Equip Supplies & Maintenance	2,445	1,650	1,650	1,588	1,650	1,650
10-4563-2600 - Buildings And Grounds	340	3,500	3,500	2,820	3,500	3,500
10-4563-2670 - Fuel	191	1,500	1,500	700	1,500	1,500
10-4563-2680 - Fleet Maintenance	1,769	3,500	3,500	1,500	3,500	3,500
10-4563-2690 - Special Supplies - Youth	1,327	2,000	2,000	2,000	2,000	2,000
10-4563-2700 - Special Departmental Supplies	16,284	15,000	15,000	13,650	7,500	7,500
10-4563-2711 - Historic St. George Live	1,046	1,500	1,500	0	7,000	7,000
10-4563-2800 - Telephone	1,972	1,300	1,300	2,493	1,300	1,300
10-4563-3100 - Professional & Tech. Services	15,948	28,950	28,950	22,700	29,500	29,500
10-4563-5100 - Insurance And Surety Bonds	2,467	3,000	3,000	3,588	4,411	4,411
10-4563-6100 - Sundry Charges	60	0	0	0	0	0
10-4563-6200 - Arts Grants	26,450	35,000	35,000	35,000	35,000	35,000
10-4563-6210 - Outdoor Sculpture Program	49,781	55,000	55,000	55,000	55,000	55,000
10-4563-6301 - Conservation Assessment Progrm	6,200	5,000	5,000	5,000	5,000	5,000
Materials & Supplies Total	**141,383**	**172,928**	**172,928**	**160,937**	**175,661**	**175,661**
10-4563-7300 - Improvements	8,490	0	0	0	27,618	0
10-4563-7400 - Equipment Purchases	12,636	0	0	0	0	0
Capital Outlays Total	**21,126**	**0**	**0**	**0**	**27,618**	**0**
Grand Total	**318,687**	**400,002**	**403,332**	**382,903**	**460,866**	**433,669**

FY 2024-25 Budget
General Fund - Historic Opera House

Department Overview

The Historic St. George Opera House and Social Hall are part of the Pioneer Center for the Arts Complex and are managed through the Community Arts Division. The facilities are offered to the public and non-profit groups to rent for social occasions such as weddings, receptions, performances, dances, and fundraising activities.

Department Position Overview

There are no full-time positions funded in this division.

Authorized FT	
2021	0
2022	0
2023	0
2024	0
2025	0

Summary of Expenses by Category

Expense Summary	FY 2022 Actuals	FY 2023 Actuals	FY 2024 Adopted Budget	FY 2024 Projected	FY 2025 Budget	$ Diff (Budget vs. Budget)
Salaries & Benefits	0	0	0	0	0	0
Materials & Supplies	35,838	35,933	41,800	30,450	41,826	26
Capital Outlays	0	0	0	0	0	0
Grand Total	**35,838**	**35,933**	**41,800**	**30,450**	**41,826**	**26**

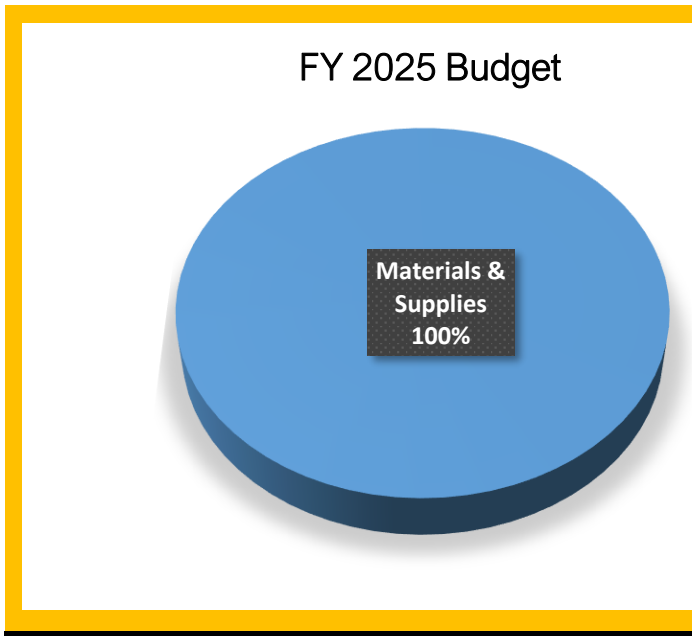

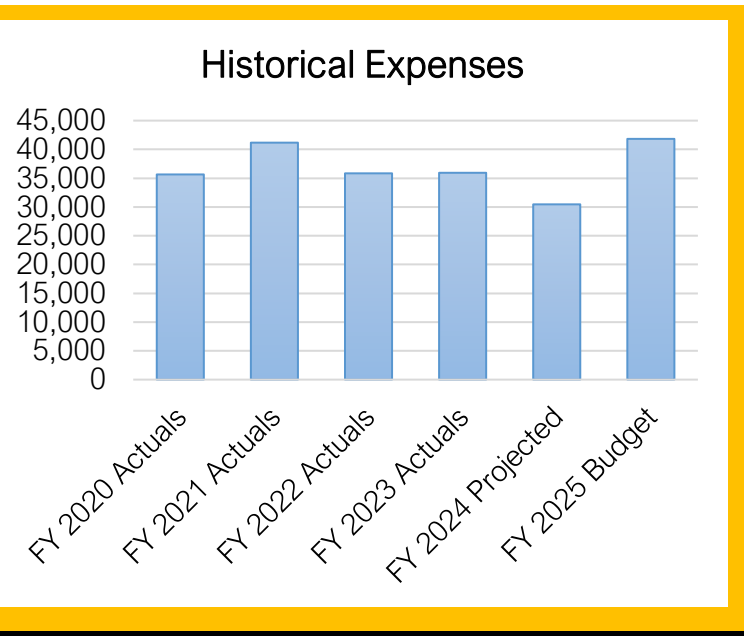

Summary of Capital Outlay

There are no capital requests for this year.

FY 2024-25 Budget
General Fund - Historic Opera House - Line Item Budget

Account Number	FY 2023 Actuals	FY 2024 Adopted Budget	FY 2024 Amended Budget	FY 2024 12-Month Estimate	FY 2025 Dept Request	FY 2025 Budget
10-4564-2500 - Equip Supplies & Maintenance	0	500	500	0	500	500
10-4564-2600 - Buildings And Grounds	5,878	5,500	5,500	2,674	5,500	5,500
10-4564-2910 - Power Bills	29,313	35,000	35,000	27,776	35,000	35,000
10-4564-5100 - Insurance And Surety Bonds	742	800	800	0	826	826
Materials & Supplies Total	**35,933**	**41,800**	**41,800**	**30,450**	**41,826**	**41,826**
Grand Total	**35,933**	**41,800**	**41,800**	**30,450**	**41,826**	**41,826**

FY 2024-25 Budget
General Fund - Historic Court House

Department Overview

The Pioneer Courthouse on the corner of 100 East and St. George Blvd. was built by the same craftsmen who worked on the St. George Tabernacle. Work on the Courthouse began in 1867 and completed in 1870. The original building was 36 by 40 feet and 3-stories high, and included a jail in the basement. Folklore has it that the cupola was designed to hang criminals, though no hangings ever occurred in the building. The building is currently used as a tourism information center and various civic meetings are also held in the upstairs "Courthouse Chambers."

Department Position Overview

There are no full-time positions funded in this division.

Authorized FT	
2021	0
2022	0
2023	0
2024	0
2025	0

Summary of Expenses by Category

Expense Summary	FY 2022 Actuals	FY 2023 Actuals	FY 2024 Adopted Budget	FY 2024 Projected	FY 2025 Budget	$ Diff (Budget vs. Budget)
Materials & Supplies	19,527	17,589	27,700	18,473	27,682	-18
Capital Outlays	0	0	0	0	0	0
Grand Total	**19,527**	**17,589**	**27,700**	**18,473**	**27,682**	**-18**

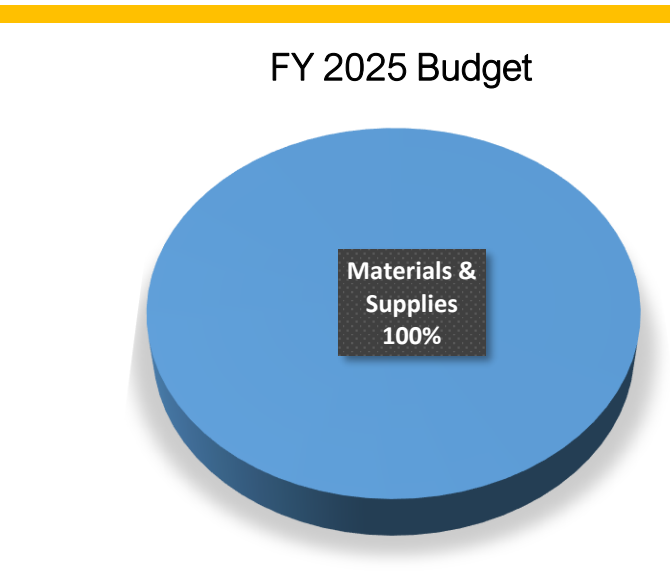

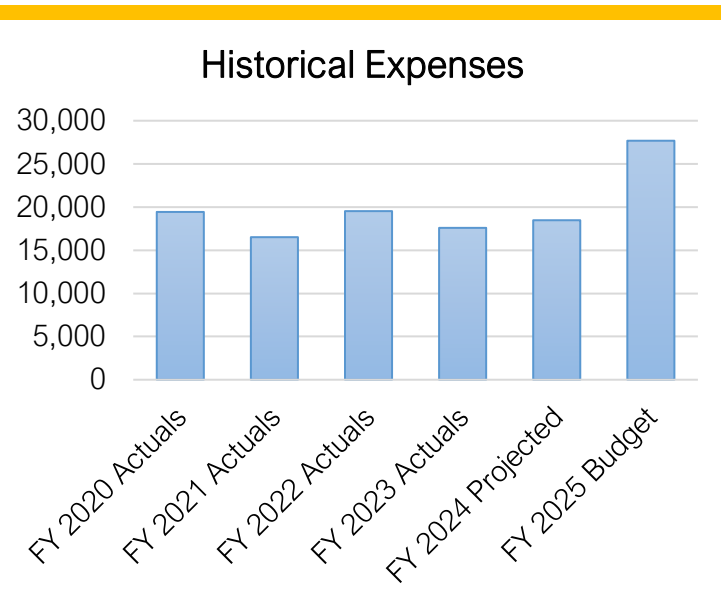

Summary of Capital Outlay

There are no capital requests for this year.

FY 2024-25 Budget
General Fund - Historic Courthouse - Line Item Budget

Account Number	FY 2023 Actuals	FY 2024 Adopted Budget	FY 2024 Amended Budget	FY 2024 12-Month Estimate	FY 2025 Dept Request	FY 2025 Budget
10-4565-2600 - Buildings And Grounds	509	5,000	5,000	0	5,000	5,000
10-4565-2910 - Power Bills	16,467	22,000	22,000	18,473	22,000	22,000
10-4565-5100 - Insurance And Surety Bonds	613	700	700	0	682	682
Materials & Supplies Total	**17,589**	**27,700**	**27,700**	**18,473**	**27,682**	**27,682**
Grand Total	**17,589**	**27,700**	**27,700**	**18,473**	**27,682**	**27,682**

FY 2024-25 Budget
General Fund - Parks Administration

Department Overview

Parks & Community Services Administration is responsible for the general supervision, administrative support, long-range planning, and short-term project coordination of all the Leisure Services divisions which includes Parks, Design, Recreation, Community Arts, Cemetery, and Pools and all of their secondary divisions and programs. Leisure Services Administration is also involved in setting goals, budgets, ordinances, and policies and procedures which affect all aspects of the community's leisure service programs and facilities.

Department Position Overview

	Authorized FT	
Administrative Professional III	2021	3
Parks & Community Services Director	2022	3
Recreation Supervisor	2023	3
	2024	3
	2025	3

Summary of Expenses by Category

Expense Summary	FY 2022 Actuals	FY 2023 Actuals	FY 2024 Adopted Budget	FY 2024 Projected	FY 2025 Budget	$ Diff (Budget vs. Budget)
Salaries & Benefits	323,940	377,799	394,315	390,933	405,540	11,225
Materials & Supplies	102,639	89,543	81,942	85,710	91,781	9,839
Capital Outlays	0	0	0	0	0	0
Grand Total	**426,579**	**467,342**	**476,257**	**476,643**	**497,321**	**21,064**

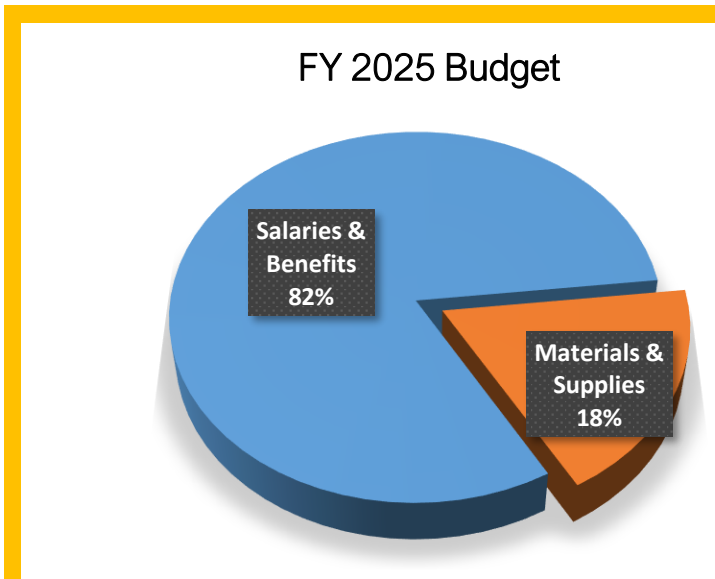

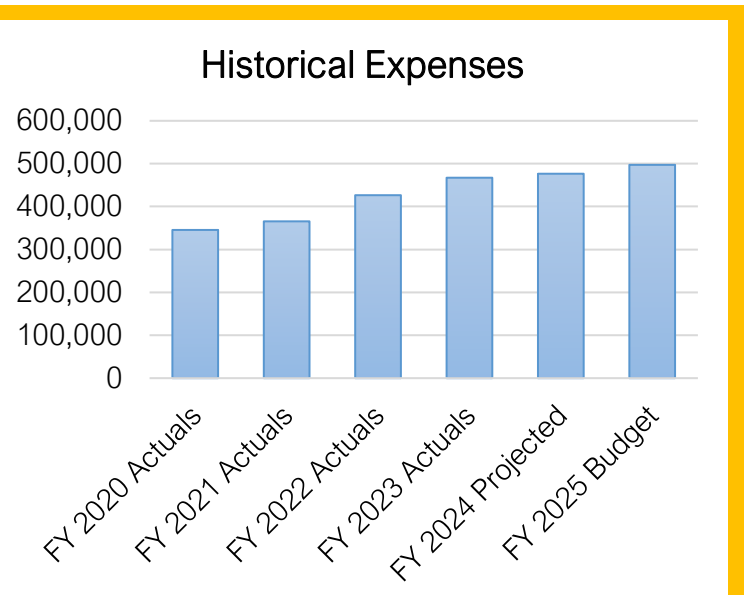

Summary of Capital Outlay

There are no capital requests for this year.

FY 2024-25 Budget
General Fund - Parks & Community Services Administration - Line Item Budget

Account Number	FY 2023 Actuals	FY 2024 Adopted Budget	FY 2024 Amended Budget	FY 2024 12-Month Estimate	FY 2025 Dept Request	FY 2025 Budget
10-4566-1100 - Salaries & Wages Full/Time	246,786	251,534	255,744	247,854	267,959	261,187
10-4566-1200 - Salaries & Wages Part/Time	25,456	27,000	27,000	28,278	29,700	29,700
10-4566-1300 - Fica	20,277	21,308	21,630	21,357	22,771	22,253
10-4566-1310 - Insurance Benefits	43,325	50,339	50,339	49,054	50,251	50,143
10-4566-1320 - Retirement Benefits	41,955	44,134	44,816	44,390	44,230	42,257
Salaries & Benefits Total	**377,799**	**394,315**	**399,529**	**390,933**	**414,911**	**405,540**
10-4566-2100 - Subscriptions & Memberships	480	1,410	1,410	1,110	1,610	1,610
10-4566-2200 - Ordinances & Publications	0	300	300	0	0	0
10-4566-2300 - Travel & Training	0	3,800	3,800	3,731	4,000	4,000
10-4566-2400 - Office Supplies	401	1,200	1,200	602	1,200	1,200
10-4566-2410 - Credit Card Discounts	1,479	3,000	3,000	2,419	3,000	3,000
10-4566-2430 - Computer Software	297	250	250	250	0	0
10-4566-2500 - Equip Supplies & Maintenance	5,813	5,300	5,300	5,300	5,300	5,300
10-4566-2600 - Buildings And Grounds	3,072	3,450	3,450	3,450	3,450	3,450
10-4566-2670 - Fuel	79	300	300	200	300	300
10-4566-2680 - Fleet Maintenance	109	600	600	600	500	500
10-4566-2700 - Special Departmental Supplies	1,237	1,750	1,750	1,500	1,750	1,750
10-4566-2800 - Telephone	1,492	1,500	1,500	1,950	1,950	1,950
10-4566-3100 - Professional & Tech. Services	248	582	582	480	582	582
10-4566-4560 - Arts Festival	73,634	57,000	64,500	62,378	66,000	66,000
10-4566-5100 - Insurance And Surety Bonds	1,201	1,500	1,500	1,740	2,139	2,139
Materials & Supplies Total	**89,543**	**81,942**	**89,442**	**85,710**	**91,781**	**91,781**
Grand Total	**467,342**	**476,257**	**488,971**	**476,643**	**506,692**	**497,321**

FY 2024-25 Budget
General Fund - Recreation Center

Department Overview

The St. George Recreation Center provides a quality recreation and fitness experience for the citizens and visitors of our community. The facility offers a variety of activities that include fitness and exercise, racquetball, basketball, volleyball, aerobics, various classes, and other opportunities in a clean, wholesome, family oriented environment, for all ages. In the FY 2025 budget the Outdoor Recreation program was shifted to the Recreation Administration division.

Department Position Overview

	Authorized FT	
Recreation Coordinator	2021	2
	2022	2
	2023	3
	2024	3
	2025	1

Summary of Expenses by Category

Expense Summary	FY 2022 Actuals	FY 2023 Actuals	FY 2024 Adopted Budget	FY 2024 Projected	FY 2025 Budget	$ Diff (Budget vs. Budget)
Salaries & Benefits	377,896	381,149	539,864	485,683	318,195	-221,669
Materials & Supplies	240,276	235,275	310,215	303,212	294,412	-15,803
Capital Outlays	212,467	34,072	35,000	97,754	0	-35,000
Grand Total	**830,639**	**650,495**	**885,079**	**886,649**	**612,607**	**-272,472**

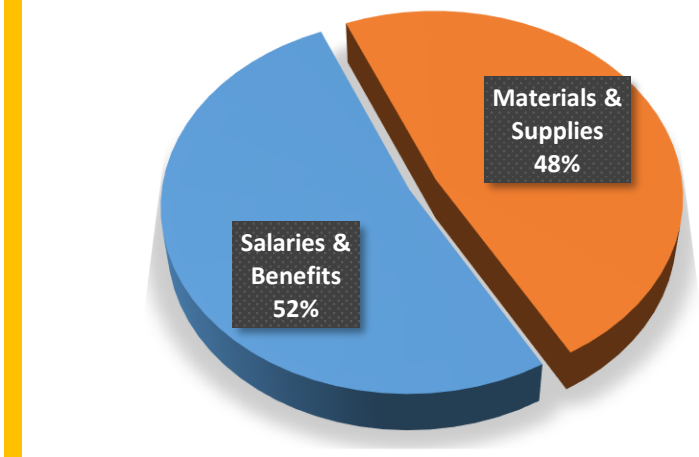

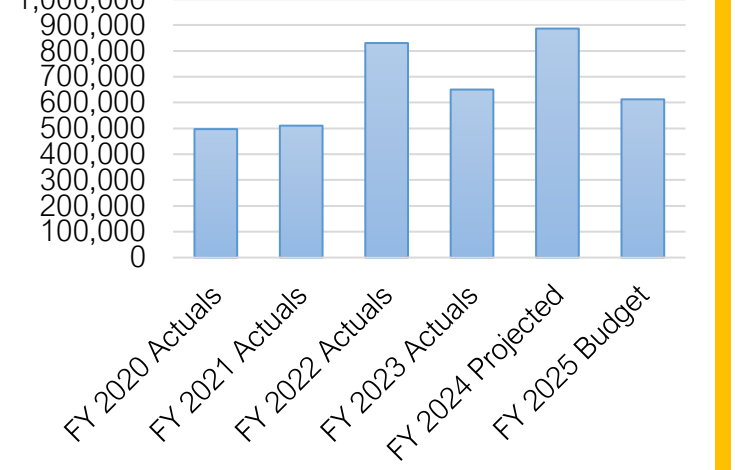

Summary of Capital Outlay

	FY 2025 Dept. Request	FY 2025 Proposed	
Cardio and Weight Equipment Replacement	60,000	-	*Funded in FY 2024
Sound Boards for Gym	30,000	-	*Funded in FY 2024
Spin Bike Replacement & Bike Parts	5,000	-	*Funded in FY 2024
Grand Total	**95,000**	**-**	

FY 2024-25 Budget
General Fund - Recreation Center - Line Item Budget

Account Number	FY 2023 Actuals	FY 2024 Adopted Budget	FY 2024 Amended Budget	FY 2024 12-Month Estimate	FY 2025 Dept Request	FY 2025 Budget
10-4567-1100 - Salaries & Wages Full/Time	133,224	174,371	175,639	174,476	69,331	69,331
10-4567-1200 - Salaries & Wages Part/Time	156,063	185,000	185,000	156,000	199,000	199,000
10-4567-1230 - Salaries & Wages Part/Time Outdoor Re	24,651	70,557	70,557	70,557	0	0
10-4567-1300 - Fica	23,764	32,890	32,987	25,691	20,528	20,528
10-4567-1310 - Insurance Benefits	21,093	47,525	47,525	29,682	17,571	17,571
10-4567-1320 - Retirement Benefits	22,354	29,521	29,726	29,277	11,765	11,765
Salaries & Benefits Total	**381,149**	**539,864**	**541,434**	**485,683**	**318,195**	**318,195**
10-4567-2200 - Ordinances & Publications	7,417	9,333	9,333	9,333	7,625	7,625
10-4567-2300 - Travel & Training	35	0	0	0	0	0
10-4567-2400 - Office Supplies	2,776	3,152	3,152	3,102	3,200	3,200
10-4567-2410 - Credit Card Discounts	29,130	25,200	25,200	26,958	27,500	27,500
10-4567-2430 - Computer Software	99	100	100	100	100	100
10-4567-2500 - Equip Supplies & Maintenance	6,000	7,928	7,928	7,980	8,330	8,330
10-4567-2505 - Equip Supplies & Maintenance Outdoor	11,952	12,900	12,900	12,900	0	0
10-4567-2600 - Buildings And Grounds	5,406	8,563	8,563	8,500	8,990	8,990
10-4567-2700 - Special Departmental Supplies	17,399	16,003	16,003	18,250	17,150	17,150
10-4567-2705 - Special Departmental Supplies Outdoor	3,069	3,600	3,600	3,600	0	0
10-4567-2800 - Telephone	1,027	1,540	1,540	1,540	890	890
10-4567-2910 - Power Bills	28,830	37,800	37,800	29,963	37,800	37,800
10-4567-3100 - Professional & Tech. Services	116,306	150,496	150,496	150,496	146,901	146,901
10-4567-5100 - Insurance And Surety Bonds	5,827	33,600	33,600	30,490	61,636	35,926
Materials & Supplies Total	**235,275**	**310,215**	**310,215**	**303,212**	**320,122**	**294,412**
10-4567-7300 - Improvements	0	0	0	30,000	30,000	0
10-4567-7400 - Equipment Purchases	34,072	35,000	35,000	67,754	65,000	0
Capital Outlays Total	**34,072**	**35,000**	**35,000**	**97,754**	**95,000**	**0**
Grand Total	**650,495**	**885,079**	**886,649**	**886,649**	**733,317**	**612,607**

FY 2024-25 Budget
General Fund - Marathon

Department Overview

The City hosts the annual St. George Marathon administered through the Leisure Services Department. The event is held the first weekend of October and is open to a maximum of approximately 7,000 runners. The St. George Marathon is almost 50-years old and is rated as one of the most scenic and fastest marathons in the USA. It attracts participants from all over the United States and other countries and is also a Boston-marathon qualifier.

Department Position Overview

	Authorized FT	
Assistant Parks Director	2021	1
	2022	1
	2023	1
	2024	1
	2025	1

Summary of Expenses by Category

Expense Summary	FY 2022 Actuals	FY 2023 Actuals	FY 2024 Adopted Budget	FY 2024 Projected	FY 2025 Budget	$ Diff (Budget vs. Budget)
Salaries & Benefits	119,283	138,530	156,000	151,789	171,523	15,523
Materials & Supplies	580,111	617,151	708,484	719,592	739,941	31,457
Capital Outlays	15,226	41,882	25,000	40,000	0	-25,000
Grand Total	**714,620**	**797,563**	**889,484**	**911,381**	**911,464**	**21,980**

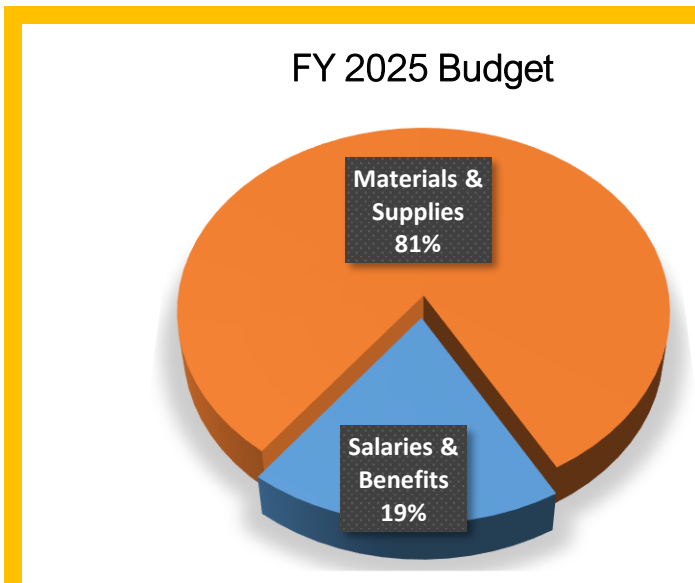

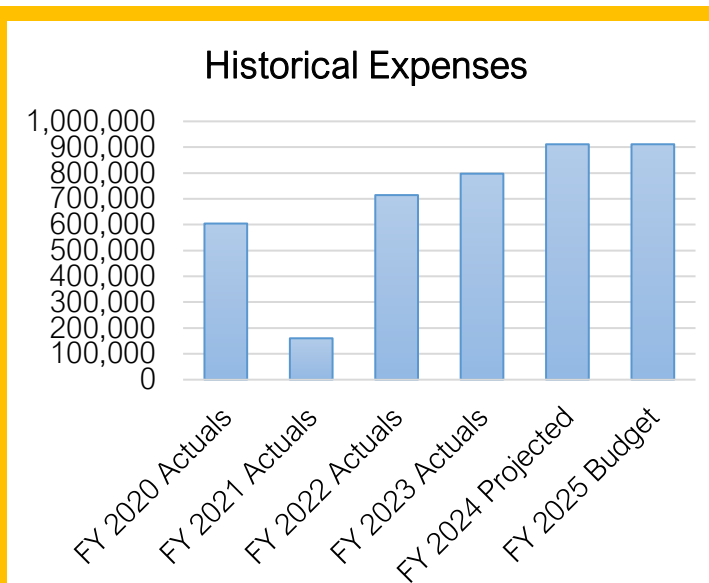

Summary of Capital Outlay

	FY 2025 Dept. Request	FY 2025 Proposed	
Big Marathon Numbers for Photo Display at Marathon & Rac	15,250	-	*Funded in FY 2024
Grand Total	**15,250**	**-**	

FY 2024-25 Budget
General Fund - Marathon - Line Item Budget

Account Number	FY 2023 Actuals	FY 2024 Adopted Budget	FY 2024 Amended Budget	FY 2024 12-Month Estimate	FY 2025 Dept Request	FY 2025 Budget
10-4568-1100 - Salaries & Wages Full/Time	86,863	92,464	93,955	95,699	104,537	100,403
10-4568-1200 - Salaries & Wages Part/Time	12,327	18,000	18,000	13,581	25,000	25,000
10-4568-1210 - Overtime Pay	217	550	550	0	0	0
10-4568-1300 - Fica	7,437	8,492	8,606	7,428	9,910	9,594
10-4568-1310 - Insurance Benefits	17,794	21,524	21,524	19,656	21,341	21,275
10-4568-1320 - Retirement Benefits	13,893	14,970	15,211	15,425	16,611	15,251
Salaries & Benefits Total	**138,530**	**156,000**	**157,846**	**151,789**	**177,399**	**171,523**
10-4568-2100 - Subscriptions & Memberships	641	2,500	2,500	2,000	2,000	2,000
10-4568-2200 - Ordinances & Publications	10,192	8,050	8,050	8,375	10,000	10,000
10-4568-2300 - Travel & Training	29,438	60,000	60,000	56,847	60,000	60,000
10-4568-2400 - Office Supplies	13,528	20,600	20,600	22,500	18,100	18,100
10-4568-2500 - Equip Supplies & Maintenance	26,974	22,050	22,050	37,357	33,000	33,000
10-4568-2600 - Buildings And Grounds	7,891	14,500	14,500	10,000	13,250	13,250
10-4568-2670 - Fuel	221	1,500	1,500	1,236	1,500	1,500
10-4568-2700 - Special Departmental Supplies	223,744	217,500	217,500	224,150	230,000	230,000
10-4568-2713 - Comestibles	41,733	24,800	24,800	31,837	26,550	26,550
10-4568-2800 - Telephone	1,612	1,509	1,509	1,505	1,509	1,509
10-4568-2900 - Rent Of Property & Equipment	168,818	203,500	203,500	186,541	199,500	199,500
10-4568-3100 - Professional & Tech. Services	67,028	75,200	75,200	77,486	85,000	85,000
10-4568-3200 - Promotional Materials	23,242	55,575	55,575	58,410	57,875	57,875
10-4568-5100 - Insurance And Surety Bonds	961	1,200	1,200	1,348	1,657	1,657
10-4568-5200 - Claims Paid	1,126	0	0	0	0	0
Materials & Supplies Total	**617,151**	**708,484**	**708,484**	**719,592**	**739,941**	**739,941**
10-4568-7300 - Improvements	39,982	25,000	25,000	40,000	0	0
10-4568-7400 - Equipment Purchases	1,900	0	0	0	15,250	0
Capital Outlays Total	**41,882**	**25,000**	**25,000**	**40,000**	**15,250**	**0**
Grand Total	**797,563**	**889,484**	**891,330**	**911,381**	**932,590**	**911,464**

FY 2024-25 Budget
General Fund - Community Center

Department Overview

The Community Center is jointly funded by the City and Washington County. It is available for rental by community groups and its primary tenant is the American Legion. The City has the responsibility to operate the facility.

Department Position Overview

There are no full-time positions funded in this division.

Authorized FT	
2021	0
2022	0
2023	0
2024	0
2025	0

Summary of Expenses by Category

Expense Summary	FY 2022 Actuals	FY 2023 Actuals	FY 2024 Adopted Budget	FY 2024 Projected	FY 2025 Budget	$ Diff (Budget vs. Budget)
Materials & Supplies	1,861	12,648	2,400	3,658	2,790	390
Capital Outlays	0	0	0	0	0	0
Grand Total	**1,861**	**12,648**	**2,400**	**3,658**	**2,790**	**390**

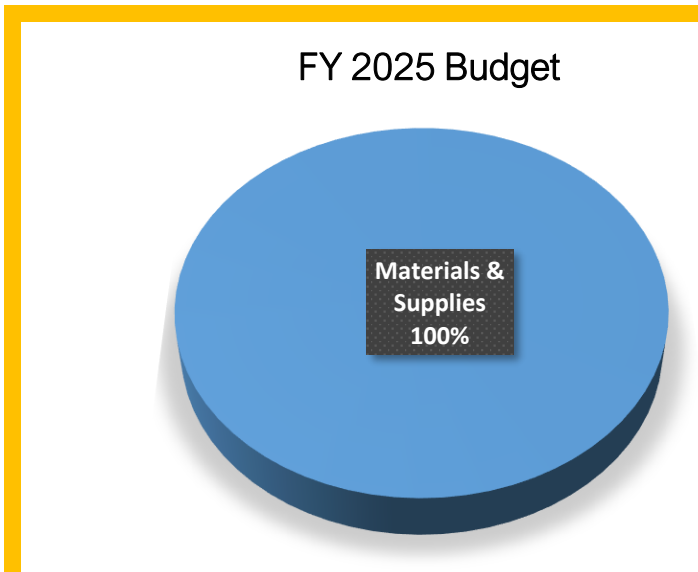

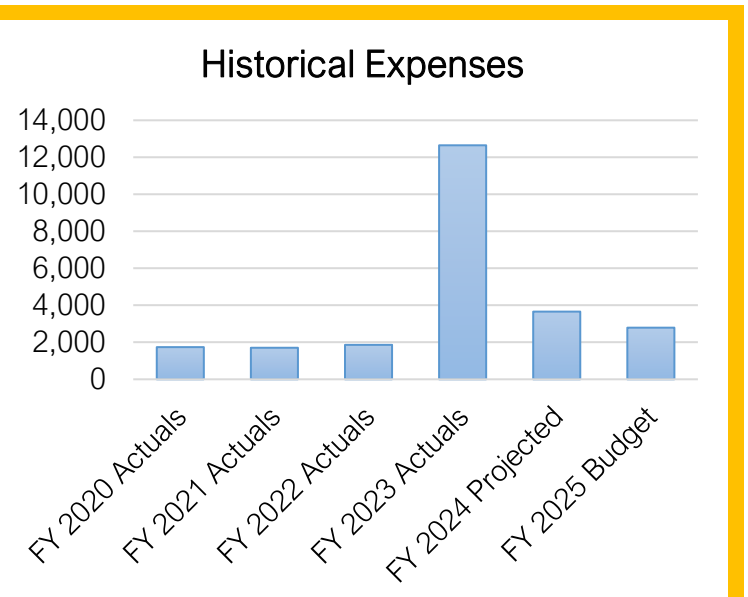

Summary of Capital Outlay

There are no capital requests for this year.

FY 2024-25 Budget
General Fund - Community Center - Line Item Budget

Account Number	FY 2023 Actuals	FY 2024 Adopted Budget	FY 2024 Amended Budget	FY 2024 12-Month Estimate	FY 2025 Dept Request	FY 2025 Budget
10-4569-2500 - Equip Supplies & Maintenance	2,993	0	0	249	0	0
10-4569-2600 - Buildings And Grounds	7,300	0	0	0	0	0
10-4569-2910 - Power Bills	2,094	2,100	2,100	3,145	2,500	2,500
10-4569-5100 - Insurance And Surety Bonds	261	300	300	264	290	290
Materials & Supplies Total	**12,648**	**2,400**	**2,400**	**3,658**	**2,790**	**2,790**
Grand Total	**12,648**	**2,400**	**2,400**	**3,658**	**2,790**	**2,790**

FY 2024-25 Budget
General Fund - Electric Theater

Department Overview

The Electric Theater was originally built in 1911. The City purchased the facility in 2013 and restored and remodeled it in 2015. The Electric Theater serves as an anchor facility within the historic downtown arts district to support artists, both performing and visual, and to facilitate a diverse program of quality art education that enriches our community.

Department Position Overview

	Authorized FT	
Technical Theater Coordinator	2021	1
	2022	1
	2023	1
	2024	1
	2025	1

Summary of Expenses by Category

Expense Summary	FY 2022 Actuals	FY 2023 Actuals	FY 2024 Adopted Budget	FY 2024 Projected	FY 2025 Budget	$ Diff (Budget vs. Budget)
Salaries & Benefits	75,008	80,712	85,967	87,388	91,005	5,038
Materials & Supplies	36,792	51,878	53,570	49,390	53,558	-12
Capital Outlays	12,286	5,231	0	0	0	0
Grand Total	**124,086**	**137,821**	**139,537**	**136,778**	**144,563**	**5,026**

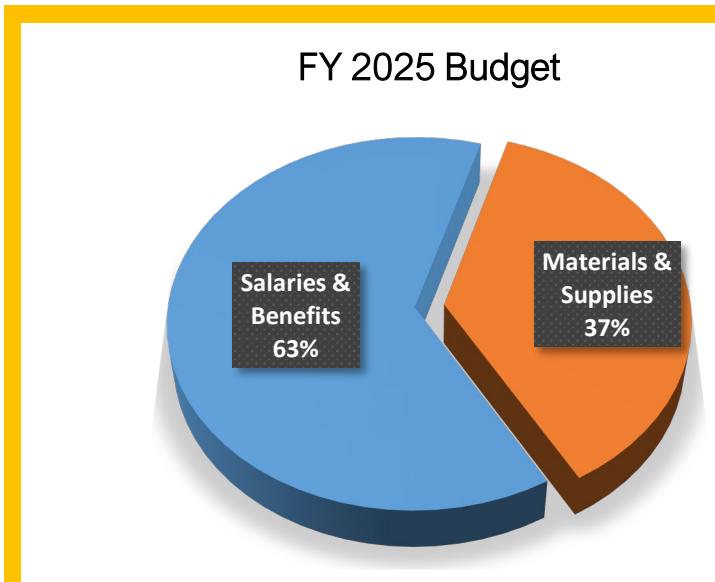

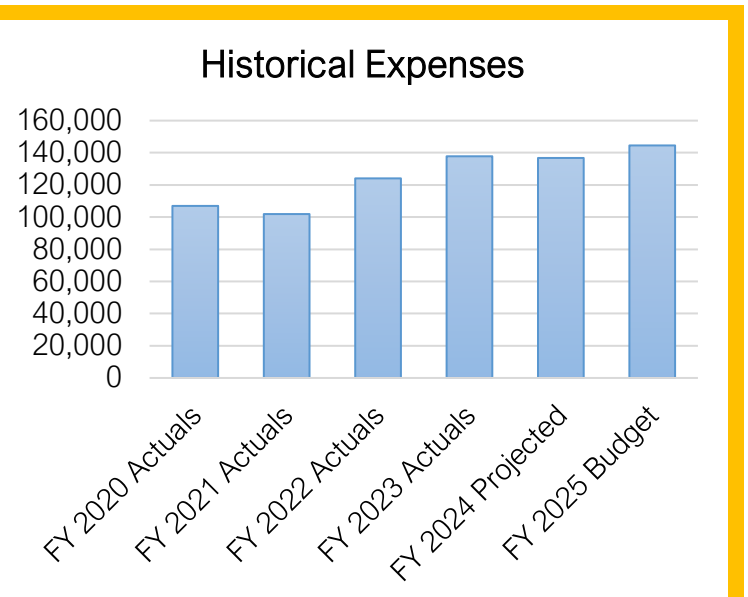

Summary of Capital Outlay

	FY 2025 Dept. Request	FY 2025 Proposed	
Center Speaker Addition	12,000	-	*Funded in FY 2024
Grand Total	**12,000**	-	

FY 2024-25 Budget
General Fund - Electric Theater - Line Item Budget

Account Number	FY 2023 Actuals	FY 2024 Adopted Budget	FY 2024 Amended Budget	FY 2024 12-Month Estimate	FY 2025 Dept Request	FY 2025 Budget
10-4570-1100 - Salaries & Wages Full/Time	55,853	59,722	60,684	61,219	66,251	66,795
10-4570-1300 - Fica	4,463	4,569	4,643	4,809	5,068	5,110
10-4570-1310 - Insurance Benefits	9,245	12,007	12,007	9,844	8,945	8,954
10-4570-1320 - Retirement Benefits	11,151	9,669	9,825	11,516	10,527	10,146
Salaries & Benefits Total	**80,712**	**85,967**	**87,159**	**87,388**	**90,791**	**91,005**
10-4570-2100 - Subscriptions & Memberships	495	1,120	1,120	475	1,120	1,120
10-4570-2200 - Ordinances & Publications	1,788	1,500	1,500	1,251	1,500	1,500
10-4570-2300 - Travel & Training	3,806	4,000	4,000	3,761	4,000	4,000
10-4570-2400 - Office Supplies	840	1,200	1,200	1,200	1,200	1,200
10-4570-2430 - Computer Software	99	0	0	0	0	0
10-4570-2500 - Equip Supplies & Maintenance	3,988	3,950	3,950	3,000	3,950	3,950
10-4570-2600 - Buildings And Grounds	8,657	4,500	4,500	3,450	4,200	4,200
10-4570-2700 - Special Departmental Supplies	3,072	4,000	4,000	3,500	4,000	4,000
10-4570-2800 - Telephone	1,769	1,100	1,100	1,333	1,100	1,100
10-4570-2910 - Power Bills	18,551	18,000	18,000	19,188	18,000	18,000
10-4570-3100 - Professional & Tech. Services	6,666	12,000	12,000	10,000	12,000	12,000
10-4570-5100 - Insurance And Surety Bonds	2,147	2,200	2,200	2,232	2,488	2,488
Materials & Supplies Total	**51,878**	**53,570**	**53,570**	**49,390**	**53,558**	**53,558**
10-4570-7300 - Improvements	5,198	0	0	0	0	0
10-4570-7400 - Equipment Purchases	33	0	0	0	12,000	0
Capital Outlays Total	**5,231**	**0**	**0**	**0**	**12,000**	**0**
Grand Total	**137,821**	**139,537**	**140,729**	**136,778**	**156,349**	**144,563**

FY 2024-25 Budget
General Fund - Cemetery

Department Overview

The Cemetery Division is part of the Parks & Community Services Department and managed by the Cemetery Sexton. The City operates two cemeteries - the Downtown Cemetery and the Tonaquint Cemetery. Responsibilities include sales of burial plots, grounds maintenance, grave digging, and gravesite maintenance. Personnel strive to provide compassionate, courteous, and professional service to bereaved families and to provide a well-maintained environment.

Department Position Overview

	Authorized FT	
Administrative Professional I	2021	3
Parks Recreation Manager	2022	4
Parks Maintenance Worker (2)	2023	5
Parks Crew Leader	2024	5
	2025	5

Summary of Expenses by Category

Expense Summary	FY 2022 Actuals	FY 2023 Actuals	FY 2024 Adopted Budget	FY 2024 Projected	FY 2025 Budget	$ Diff (Budget vs. Budget)
Salaries & Benefits	333,396	386,499	493,354	497,068	526,832	33,478
Materials & Supplies	88,639	100,178	114,100	114,593	124,630	10,530
Capital Outlays	134,189	21,513	92,500	84,000	0	-92,500
Grand Total	**556,224**	**508,190**	**699,954**	**695,661**	**651,462**	**-48,492**

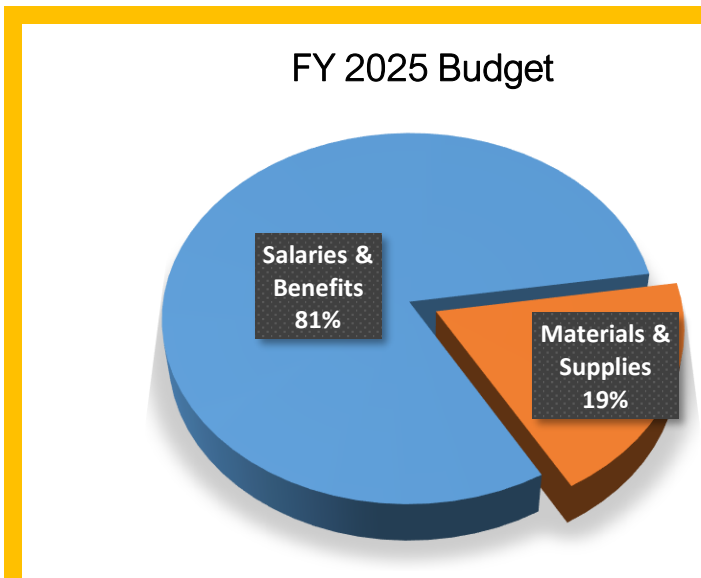

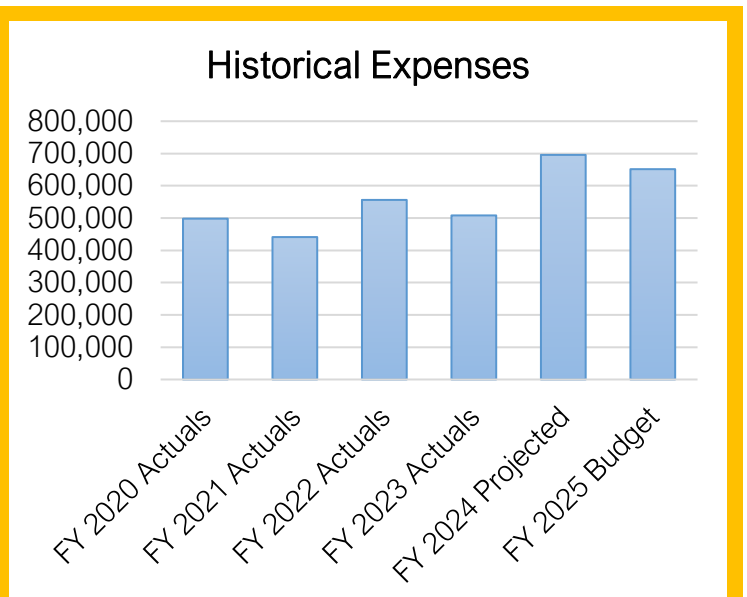

Summary of Capital Outlay

	FY 2025 Dept. Request	FY 2025 Proposed	
Grasshopper mower	26,000	-	*Funded in FY 2024
Replacement utility cart for 5313	21,000	-	*Funded in FY 2024
1 New Granite Tablet Memorials For Veteran Names	8,500	-	*Funded in FY 2024
Grand Total	**55,500**	**-**	

FY 2024-25 Budget
General Fund - Cemetery - Line Item Budget

Account Number	FY 2023 Actuals	FY 2024 Adopted Budget	FY 2024 Amended Budget	FY 2024 12-Month Estimate	FY 2025 Dept Request	FY 2025 Budget
10-4590-1100 - Salaries & Wages Full/Time	216,167	248,958	251,477	258,273	279,902	280,953
10-4590-1200 - Salaries & Wages Part/Time	54,448	101,712	101,712	101,712	104,255	104,255
10-4590-1300 - Fica	20,644	26,826	27,019	26,590	29,388	29,469
10-4590-1310 - Insurance Benefits	54,096	73,250	73,250	62,692	66,763	66,780
10-4590-1320 - Retirement Benefits	41,144	42,608	43,016	47,801	46,114	45,375
Salaries & Benefits Total	**386,499**	**493,354**	**496,474**	**497,068**	**526,422**	**526,832**
10-4590-2100 - Subscriptions & Memberships	0	0	0	79	0	0
10-4590-2200 - Ordinances & Publications	684	0	0	0	0	0
10-4590-2300 - Travel & Training	830	2,200	2,200	2,200	2,250	2,250
10-4590-2400 - Office Supplies	919	3,800	3,800	3,800	3,800	3,800
10-4590-2410 - Credit Card Discounts	5,297	7,500	7,500	7,276	7,500	7,500
10-4590-2500 - Equip Supplies & Maintenance	2,944	5,000	5,000	5,000	5,300	5,300
10-4590-2600 - Buildings And Grounds	40,986	38,000	38,000	38,000	40,500	40,500
10-4590-2640 - Fertilizer, Seed, Etc.	498	6,000	6,000	6,000	7,500	7,500
10-4590-2670 - Fuel	11,085	12,000	12,000	12,000	13,000	13,000
10-4590-2680 - Fleet Maintenance	10,055	15,000	15,000	15,000	15,000	15,000
10-4590-2700 - Special Departmental Supplies	75	1,000	1,000	1,000	1,000	1,000
10-4590-2800 - Telephone	2,949	2,800	2,800	2,854	3,000	3,000
10-4590-2900 - Rent Of Property & Equipment	0	1,000	1,000	0	1,000	1,000
10-4590-2910 - Power Bills	3,417	4,200	4,200	4,655	4,700	4,700
10-4590-3100 - Professional & Tech. Services	9,436	3,000	3,000	3,000	3,000	3,000
10-4590-4500 - Uniforms	1,101	2,000	2,000	2,000	2,700	2,700
10-4590-5100 - Insurance And Surety Bonds	8,765	10,600	10,600	11,729	14,380	14,380
10-4590-5200 - Claims Paid	1,138	0	0	0	0	0
Materials & Supplies Total	**100,178**	**114,100**	**114,100**	**114,593**	**124,630**	**124,630**
10-4590-7300 - Improvements	0	68,500	68,500	60,000	8,500	0
10-4590-7400 - Equipment Purchases	21,513	24,000	24,000	24,000	47,000	0
Capital Outlays Total	**21,513**	**92,500**	**92,500**	**84,000**	**55,500**	**0**
Grand Total	**508,190**	**699,954**	**703,074**	**695,661**	**706,552**	**651,462**

FY 2024-25 Budget
General Fund - Swimming Pool

Department Overview

The City Swimming Pool is under the direction of the Parks & Community Services Department and is an outdoor pool and hydro tube facility which operates seasonally from Memorial Day through Labor Day each year. Facility personnel are responsible for admissions, maintenance, safety, and other daily operating activities. Facility programs include swimming lessons, party rentals, and other community events such as dive-in movies.

Department Position Overview

	Authorized FT	
Recreation Assistant Manager (25%)	2021	0.58
Lead Aquatics Maintenance Operator (33%)	2022	0.58
	2023	0.58
	2024	0.58
	2025	0.58

Summary of Expenses by Category

Expense Summary	FY 2022 Actuals	FY 2023 Actuals	FY 2024 Adopted Budget	FY 2024 Projected	FY 2025 Budget	$ Diff (Budget vs. Budget)
Salaries & Benefits	156,879	197,227	216,193	219,826	245,488	29,295
Materials & Supplies	81,289	102,248	100,295	102,821	108,258	7,963
Capital Outlays	23,597	26,171	290,000	200,000	270,000	-20,000
Grand Total	**261,765**	**325,646**	**606,488**	**522,647**	**623,746**	**17,258**

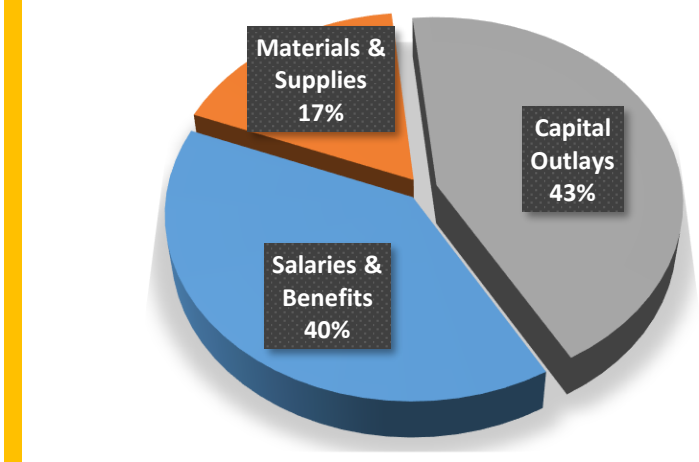

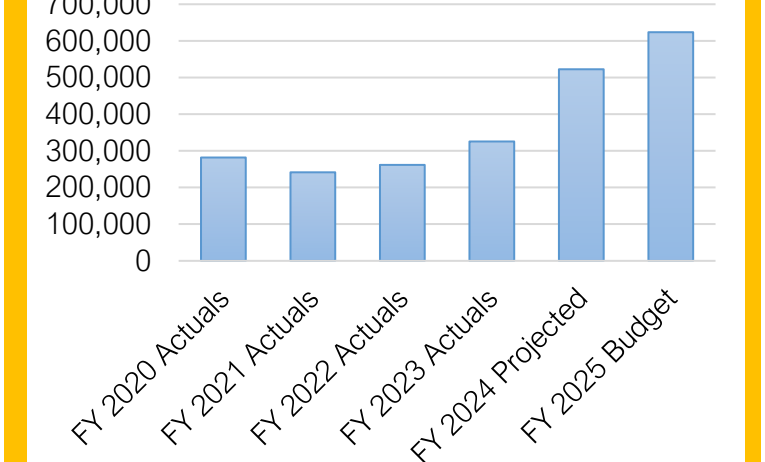

Summary of Capital Outlay

	FY 2025 Dept. Request	FY 2025 Proposed
City Pool Deck Concrete and Drains replacement	270,000	270,000
Grand Total	**270,000**	**270,000**

FY 2024-25 Budget
General Fund - Swimming Pool - Line Item Budget

Account Number	FY 2023 Actuals	FY 2024 Adopted Budget	FY 2024 Amended Budget	FY 2024 12-Month Estimate	FY 2025 Dept Request	FY 2025 Budget
10-5600-1100 - Salaries & Wages Full/Time	34,081	35,640	35,640	36,775	40,013	40,193
10-5600-1200 - Salaries & Wages Part/Time	134,493	146,639	146,639	156,832	168,790	168,790
10-5600-1210 - Overtime Pay	526	1,000	1,000	0	1,000	1,000
10-5600-1300 - Fica	12,779	14,021	14,021	9,579	16,050	16,064
10-5600-1310 - Insurance Benefits	9,585	12,825	12,825	10,413	13,010	13,013
10-5600-1320 - Retirement Benefits	5,763	6,068	6,068	6,227	6,554	6,428
Salaries & Benefits Total	**197,227**	**216,193**	**216,193**	**219,826**	**245,417**	**245,488**
10-5600-2200 - Ordinances & Publications	3,397	4,590	4,590	4,000	4,590	4,590
10-5600-2400 - Office Supplies	2,023	1,605	1,605	1,600	1,705	1,705
10-5600-2410 - Credit Card Discounts	2,457	3,400	3,400	3,400	3,400	3,400
10-5600-2500 - Equip Supplies & Maintenance	8,865	8,300	8,300	8,200	8,300	8,300
10-5600-2600 - Buildings And Grounds	12,126	9,100	9,100	9,000	9,100	9,100
10-5600-2670 - Fuel	0	1,500	1,500	1,000	1,500	1,500
10-5600-2700 - Special Departmental Supplies	27,772	27,900	27,900	27,000	29,750	29,750
10-5600-2752 - Concessions	22,819	19,000	19,000	23,000	23,000	23,000
10-5600-2800 - Telephone	1,410	1,400	1,400	1,200	1,400	1,400
10-5600-2910 - Power Bills	18,854	20,000	20,000	22,000	22,000	22,000
10-5600-3100 - Professional & Tech. Services	1,615	2,500	2,500	1,500	2,500	2,500
10-5600-5100 - Insurance And Surety Bonds	910	1,000	1,000	921	1,013	1,013
Materials & Supplies Total	**102,248**	**100,295**	**100,295**	**102,821**	**108,258**	**108,258**
10-5600-7300 - Improvements	0	290,000	290,000	200,000	270,000	270,000
10-5600-7400 - Equipment Purchases	26,171	0	0	0	0	0
Capital Outlays Total	**26,171**	**290,000**	**290,000**	**200,000**	**270,000**	**270,000**
Grand Total	**325,646**	**606,488**	**606,488**	**522,647**	**623,675**	**623,746**

FY 2024-25 Budget
General Fund - Sand Hollow Aquatic Center

Department Overview

The Sand Hollow Aquatics Center (SHAC) is an indoor, state-of-the art, year-round aquatic facility which includes a 25m by 25yd competition and diving pool and a 5,800 square foot leisure pool. The leisure pool has a zero depth entry area, interactive children's water fun toys, a water walk (lily pads), and water slides. Facility personnel are responsible for admissions, maintenance, safety, and other daily operating activities. Facility programs include swimming lessons, party rentals, water aerobics, swimming competitions, and other community events such as dive-in movies.

Department Position Overview

Recreation Assistant Manager (75%)
Lead Aquatics Maintenance Operator (67%)

Authorized FT

2021	1.42
2022	1.42
2023	1.42
2024	1.42
2025	1.42

Summary of Expenses by Category

Expense Summary	FY 2022 Actuals	FY 2023 Actuals	FY 2024 Adopted Budget	FY 2024 Projected	FY 2025 Budget	$ Diff (Budget vs. Budget)
Salaries & Benefits	541,547	632,591	637,428	661,790	718,761	81,333
Materials & Supplies	348,168	396,864	422,260	416,568	466,885	44,625
Capital Outlays	252,207	131,011	65,000	100,464	0	-65,000
Grand Total	1,141,921	1,160,466	1,124,688	1,178,822	1,185,646	60,958

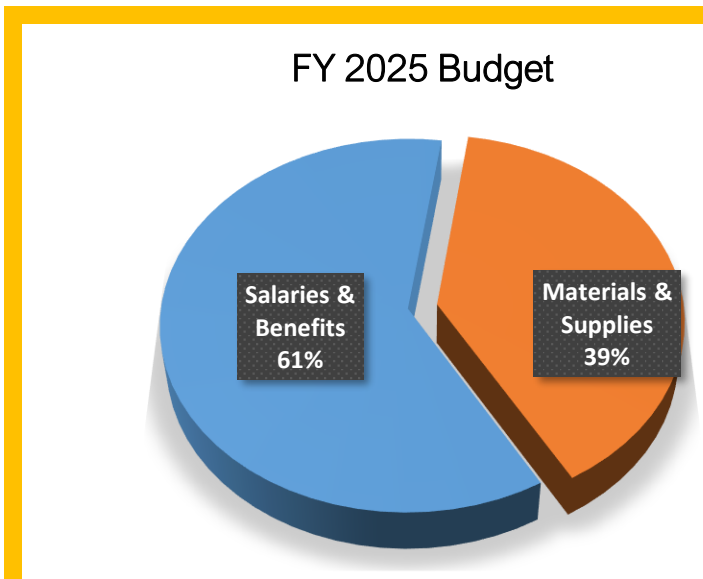

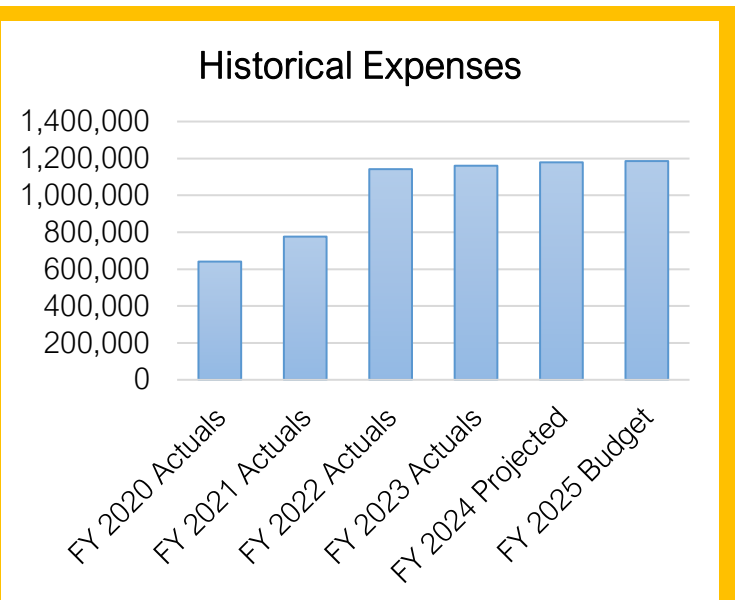

Summary of Capital Outlay

There were no capital requests this fiscal year.

FY 2024-25 Budget
General Fund - Sand Hollow Aquatic Center - Line Item Budget

Account Number	FY 2023 Actuals	FY 2024 Adopted Budget	FY 2024 Amended Budget	FY 2024 12-Month Estimate	FY 2025 Dept Request	FY 2025 Budget
10-5650-1100 - Salaries & Wages Full/Time	86,917	93,324	94,811	95,687	102,470	103,008
10-5650-1200 - Salaries & Wages Part/Time	463,481	450,908	450,908	479,166	515,703	515,703
10-5650-1210 - Overtime Pay	1,034	2,000	2,000	1,500	2,000	2,000
10-5650-1300 - Fica	41,717	41,786	41,900	40,496	47,443	47,484
10-5650-1310 - Insurance Benefits	24,827	33,678	33,678	28,968	34,256	34,264
10-5650-1320 - Retirement Benefits	14,615	15,732	15,973	15,973	16,680	16,302
Salaries & Benefits Total	**632,591**	**637,428**	**639,270**	**661,790**	**718,552**	**718,761**
10-5650-2100 - Subscriptions & Memberships	0	0	0	0	200	200
10-5650-2200 - Ordinances & Publications	4,942	6,600	6,600	6,300	6,700	6,700
10-5650-2400 - Office Supplies	2,899	4,350	4,350	4,300	4,750	4,750
10-5650-2410 - Credit Card Discounts	11,462	12,000	12,000	12,000	12,600	12,600
10-5650-2500 - Equip Supplies & Maintenance	27,442	22,200	22,200	22,200	23,225	23,225
10-5650-2600 - Buildings And Grounds	30,420	60,200	60,200	15,000	62,450	62,450
10-5650-2670 - Fuel	2,765	1,500	1,500	2,469	2,500	2,500
10-5650-2680 - Fleet Maintenance	72	2,500	2,500	2,264	2,500	2,500
10-5650-2700 - Special Departmental Supplies	60,416	52,810	52,810	66,000	58,611	58,611
10-5650-2752 - Concessions	32,702	35,500	35,500	42,027	41,650	41,650
10-5650-2800 - Telephone	1,592	2,500	2,500	2,000	2,500	2,500
10-5650-2910 - Power Bills	211,010	209,000	209,000	229,950	233,000	233,000
10-5650-3100 - Professional & Tech. Services	4,027	5,000	5,000	2,670	5,000	5,000
10-5650-5100 - Insurance And Surety Bonds	7,116	8,100	8,100	9,388	11,199	11,199
Materials & Supplies Total	**396,864**	**422,260**	**422,260**	**416,568**	**466,885**	**466,885**
10-5650-7300 - Improvements	123,675	65,000	65,000	100,464	0	0
10-5650-7400 - Equipment Purchases	7,336	0	0	0	0	0
Capital Outlays Total	**131,011**	**65,000**	**65,000**	**100,464**	**0**	**0**
Grand Total	**1,160,466**	**1,124,688**	**1,126,530**	**1,178,822**	**1,185,437**	**1,185,646**

THIS PAGE INTENTIONALLY LEFT BLANK

FY 2024-25 Budget
General Fund - Debt Service & Transfers

Department Overview

The Debt Service and transfer department is used to account for expenses not associated to any individual departments. This budget includes the annual transfers to recognize unbilled utility services for all divisions in the General Fund, annual transfers to the General Capital Project Fund (GCPF), an estimate for the annual sick leave benefit program and an estimate for market & merit adjustments.

Department Position Overview

There are no positions funded in this division

Authorized FT	
2021	0
2022	0
2023	0
2024	0
2025	0

Summary of Expenses by Category

Expense Summary	FY 2022 Actuals	FY 2023 Actuals	FY 2024 Adopted Budget	FY 2024 Projected	FY 2025 Budget	$ Diff (Budget vs. Budget)
Salaries & Benefits	0	0	125,638	125,638	478,903	353,265
Materials & Supplies	0	0	0	0	0	0
Transfers	18,066,080	11,621,937	3,611,150	12,678,751	3,702,070	90,920
Grand Total	**18,066,080**	**11,621,937**	**3,736,788**	**12,804,389**	**4,180,973**	**444,185**

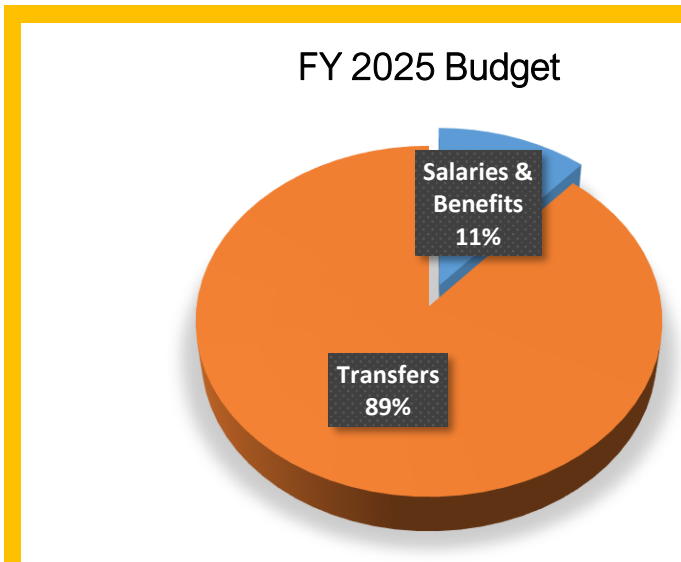

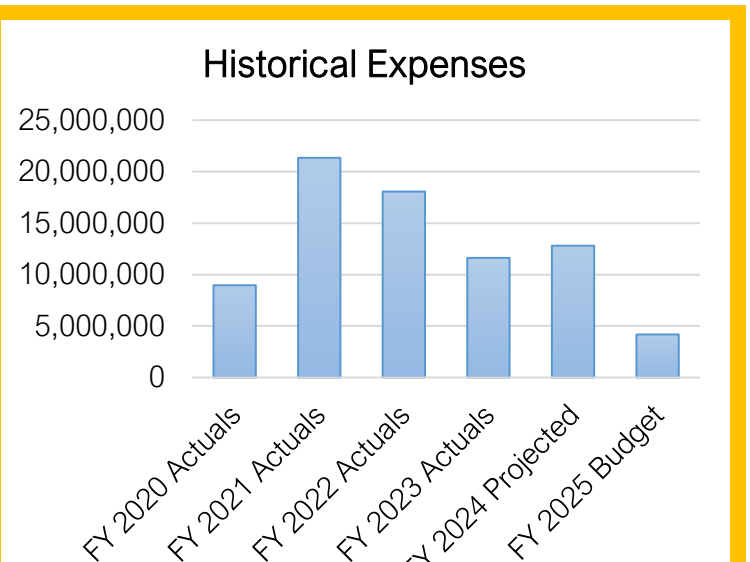

Summary of Capital Outlay

There are no capital outlay requests this fiscal year.

FY 2024-25 Budget
General Fund - Transfers To Other Funds - Line Item Budget

Account Number	FY 2023 Actuals	FY 2024 Adopted Budget	FY 2024 Amended Budget	FY 2024 12-Month Estimate	FY 2025 Dept Request	FY 2025 Budget
10-4810-1100 - SALARIES & WAGES FULL/TIME	0	0	0	115,000	170,000	463,178
10-4810-1200 - Salaries & Wages Part/Time	0	125,638	125,638	0	0	0
10-4810-1300 - FICA	0	0	0	8,798	13,005	13,005
10-4810-1310 - INSURANCE BENEFITS	0	0	0	1,840	2,720	2,720
Salaries & Benefits Total	**0**	**125,638**	**125,638**	**125,638**	**185,725**	**478,903**
10-4810-9100 - Transfers To Other Funds	10,386,685	2,286,450	2,033,358	11,518,464	2,358,170	2,358,170
10-4810-9200 - Unbilled Utilities Provided To This Dept	1,235,252	1,324,700	1,324,700	1,160,287	1,324,700	1,343,900
Transfers Total	**11,621,937**	**3,611,150**	**3,358,058**	**12,678,751**	**3,682,870**	**3,702,070**
Grand Total	**11,621,937**	**3,736,788**	**3,483,696**	**12,804,389**	**3,868,595**	**4,180,973**



ALL OTHER FUNDS

St.George
THE BRIGHTER SIDE

FY 2024-25 Budget
All Other Funds Overview

40+ Separate Funds (Business Units)

Restricted Budgets	Pays for utilities, infrastructure and other restricted purposes	Paid by charges to customers, impact fees, grants, debt, and other restricted revenues

All Other Fund Services

- ☑ Electric Power Service
- ☑ Water and Sewer System Maintenance
- ☑ Sewer Treatment Plant
- ☑ Refuse Collection (pass through)
- ☑ Drainage system maintenance
- ☑ Suntran Bus Service
- ☑ Major Infrastructure projects:
  - Streets
  - Utility and Drainage
  - City Facility & Airport
  - Parks
- ☑ Other Restricted Purposes

Quick Facts

3 major departments / 40+ Funds

Each fund exists to serve a specific purpose and has dedicated revenues that are restricted towards paying for the costs of achieving that specific purpose.

233.5 Full-Time Employees (27% of total city workforce)

Charges for service to customers is by far the largest funding source for all other funds, paying for 41% of the combined budget.

FY 2024-25 Budget
All Other Funds Overview

Revenue

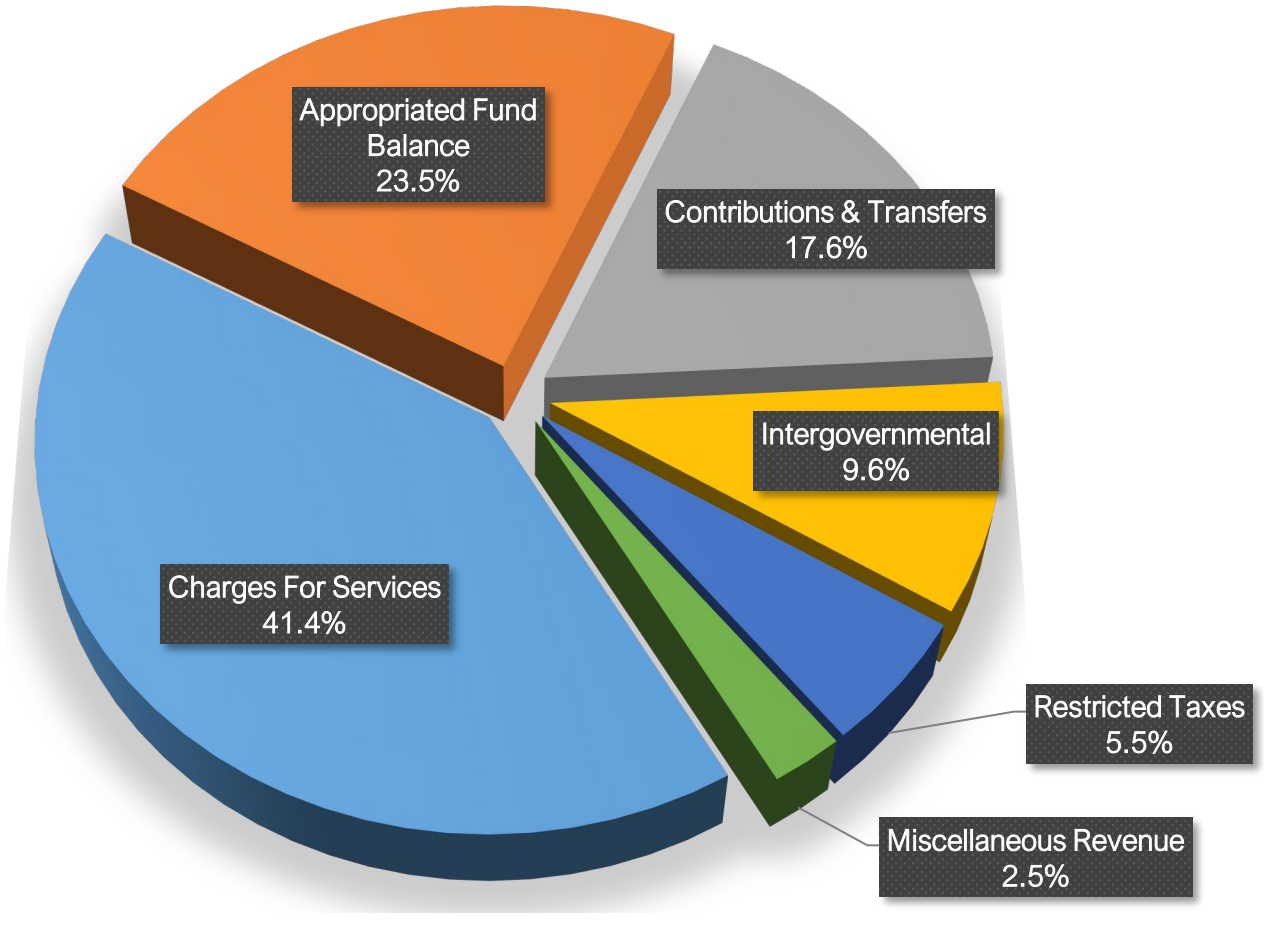

Expenses

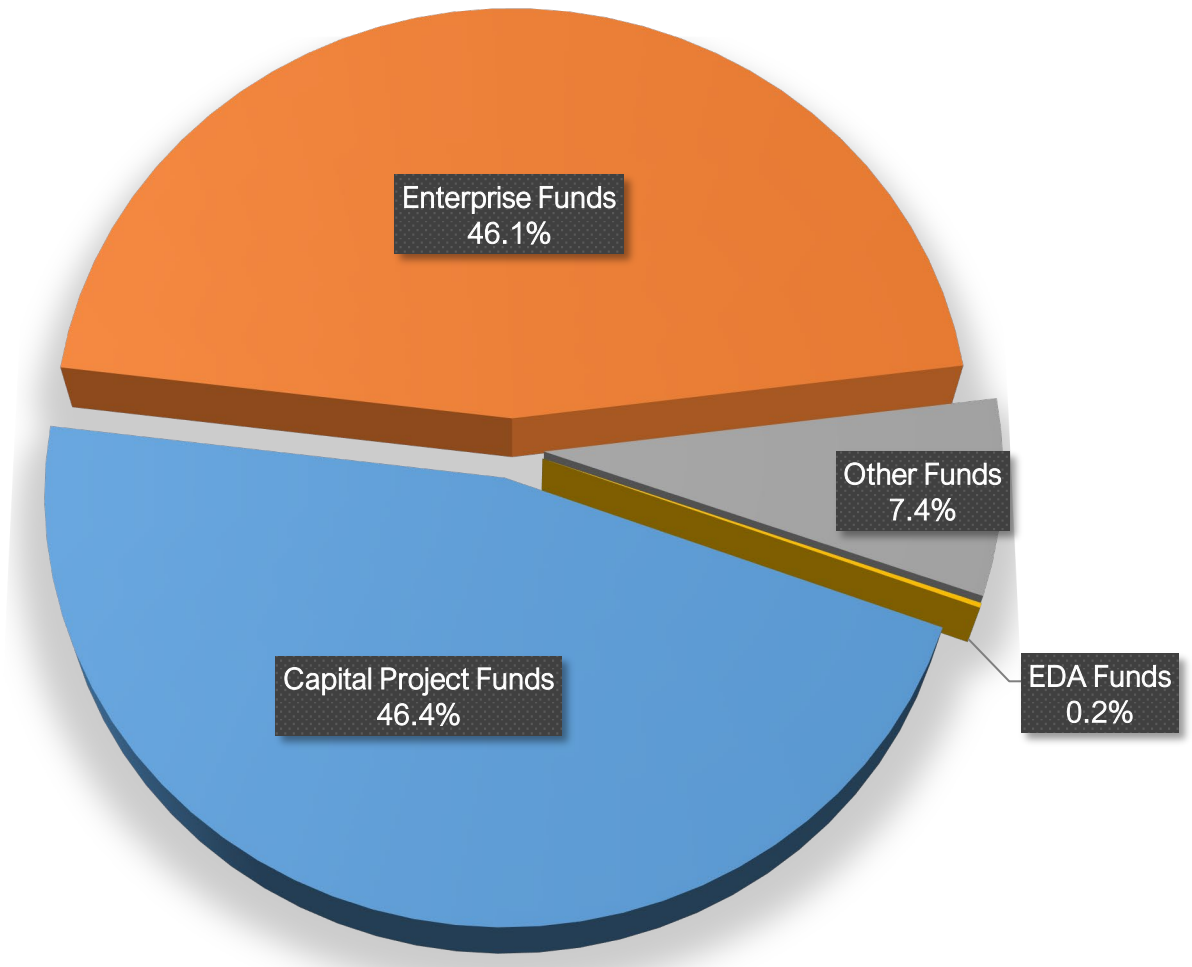

FY 2024-25 Budget
All Other Fund Highlights - Top 3 Council Priorities

Public Safety Investments

Police & Dispatch

- ☑ Initial design costs for the Police Headquarters remodel project
- ☑ Initial design costs for the Animal Shelter project

Fire

- ☑ Completion of Fire Station Headquarters relocation project
- ☑ Completion of the new Fire Station #10 in Desert Canyons
- ☑ Design for new fire station in Tonnaquint

Public Infrastructure and Transportation Investments

Public Works

- ☑ Continuation of the 1450 S Extension to Crosby Way (George Washington Blvd) project
- ☑ Continuation of the SR-7 Trail project
- ☑ Continuation of the 3000 E Widening project (1580 S to Seegmiller Dr)
- ☑ East Access road for Tech Ridge Development

Airport

- ☑ Airport runway fog seal project
- ☑ Design for reconstruction of the Airport Taxiway A
- ☑ Air Traffic Control Tower project

Utilities

- ☑ Continuation of the Graveyard Reservoir project
- ☑ Multiple water tank replacement projects
- ☑ Multiple water and sewer line replacement projects
- ☑ Continuation of the AMI metering project
- ☑ Continuation of the Riverside Dr. Sewer Main Replacement project
- ☑ Slick Rock Substation
- ☑ Treatment plant clarifier rehab project

Core Municipal Service Investments

Utilities

- ☑ (7) new full-time positions
- ☑ Employee compensation increases
- ☑ (8) work vehicle replacements
- ☑ Vactor trailer replacement
- ☑ (1) backhoe
- ☑ (2) sewer cleaner trucks

FY 2024-25 Budget
All Other Funds - Combined Fund Summary

Category	FY 2023 Actual	FY 2024 Adopted Budget	FY 2024 Projection	FY 2025 Budget	$ Diff	% Diff
Revenue						
Charges For Services	148,518,919	172,040,009	175,629,171	172,000,017	-39,992	0.0%
Appropriated Fund Balance	0	69,474,642	-53,453,487	97,467,781	27,993,139	40.3%
Contributions & Transfers	45,071,015	62,802,430	50,340,660	72,965,604	10,163,174	16.2%
Intergovernmental	34,548,852	41,899,688	43,005,030	39,717,740	-2,181,948	-5.2%
Restricted Taxes	23,334,281	24,234,746	24,197,554	22,857,363	-1,377,383	-5.7%
Debt Issuance	0	20,000,000	35,275,583	0	-20,000,000	-100.0%
Miscellaneous Revenue	22,842,099	8,298,555	16,440,993	10,247,309	1,948,754	23.5%
Revenue Total	**274,315,165**	**398,750,070**	**291,435,504**	**415,255,814**	**16,505,744**	**4.1%**
Expenses by Service						
Capital Project Funds	63,765,160	176,514,256	105,519,899	192,521,250	16,006,994	9.1%
EDA Funds	494,551	1,714,510	1,182,786	732,109	-982,401	-57.3%
Enterprise Funds	150,745,331	191,441,273	146,765,676	191,407,773	-33,500	0.0%
Other Funds	24,003,070	43,028,265	37,967,143	30,594,682	-12,433,583	-28.9%
Expense Total	**239,008,112**	**412,698,304**	**291,435,504**	**415,255,814**	**2,557,510**	**0.6%**
Expenses by Category						
Capital (Projects & Equipment)	59,029,382	208,817,586	110,563,459	200,485,341	-8,332,245	-4.0%
Operations	120,027,195	121,561,312	115,199,622	121,683,265	121,953	0.1%
Transfers	48,235,273	72,072,673	55,229,135	82,252,310	10,179,637	14.1%
Debt Service	11,716,262	10,246,733	10,443,288	10,834,898	588,165	5.7%
Expense Total	**239,008,112**	**412,698,304**	**291,435,504**	**415,255,814**	**2,557,510**	**0.6%**

FY 2024-25 Budget
All Other Funds - Expense by Fund

Expense by Fund	FY 2023 Actual	FY 2024 Adopted Budget	FY 2024 Projection	FY 2025 Budget	$ Diff	% Diff
Capital Project Funds						
Public Works Capital Projects Fund (87)	20,562,928	56,685,300	31,352,336	65,735,300	9,050,000	16.0%
Transportation Improvement Fund (27)	11,466,165	33,485,160	16,597,136	42,280,000	8,794,840	26.3%
General Capital Projects Fund (40)	19,655,730	49,912,760	16,855,221	35,487,104	-14,425,656	-28.9%
Regional Airport Capital Projects Fund (88)	1,800,211	17,656,500	21,952,015	17,703,932	47,432	0.3%
Recreation Bond Project Fund (85)	0	0	275,583	13,658,162	13,658,162	0.0%
Street Impact Fund (45)	2,813,666	6,785,000	6,149,500	7,960,000	1,175,000	17.3%
Park Impact Fund (44)	4,667,732	5,013,030	6,212,418	6,401,031	1,388,001	27.7%
Fire Dept Impact Fund (48)	1,149,827	5,532,351	4,025,488	1,910,100	-3,622,251	-65.5%
Drainage Impact Fund (47)	799,767	720,000	1,420,000	820,000	100,000	13.9%
Economic Development Projects Fund (41)	293,684	415,700	379,465	520,521	104,821	25.2%
Police Dept Impact Fund (49)	555,450	308,455	300,737	45,100	-263,355	-85.4%
Capital Project Funds Total	**63,765,160**	**176,514,256**	**105,519,899**	**192,521,250**	**16,006,994**	**9.1%**
Enterprise Funds						
Electric Utility Fund	85,340,088	81,808,231	79,300,228	80,574,008	-1,234,223	-1.5%
Water Utility Fund	32,462,731	58,804,537	35,884,370	57,188,770	-1,615,767	-2.7%
Regional Wastewater Treatment Fund	17,404,796	20,880,398	13,693,858	23,849,779	2,969,381	14.2%
Refuse Collection Utility Fund (57)	7,962,609	8,459,500	8,415,983	9,037,500	578,000	6.8%
Drainage Utility Fund (59)	4,678,117	5,825,953	2,608,458	7,715,935	1,889,982	32.4%
Municipal Building Authority Fund (43)	693	10,773,200	3,217,282	7,555,000	-3,218,200	-29.9%
Wastewater Collection Utility Fund	2,896,296	4,889,454	3,645,497	5,486,781	597,327	12.2%
Enterprise Funds Total	**150,745,331**	**191,441,273**	**146,765,676**	**191,407,773**	**-33,500**	**0.0%**
Other Funds						
Health Insurance Fund (66)	0	13,144,445	11,526,250	12,548,850	-595,595	-4.5%
Public Transit System Fund (64)	3,743,517	15,133,549	8,406,836	9,499,709	-5,633,840	-37.2%
Rap Tax Fund (80)	2,387,759	4,114,216	4,583,634	2,891,435	-1,222,781	-29.7%
Recreation Bond Debt Service Fund (28)	1,792,466	1,846,100	1,842,773	1,841,033	-5,067	-0.3%
Self Insurance Fund (63)	1,368,448	738,030	1,130,902	1,237,729	499,699	67.7%
2009 Airport Bond Debt Service Fund (26)	701,916	704,600	702,873	701,400	-3,200	-0.5%
Community Development Block Grant Fund (3	373,095	780,848	1,514,128	635,012	-145,836	-18.7%
Transit Tax Fund (65)	2,043	520,000	520,000	594,893	74,893	14.4%
Perpetual Care Fund (74)	110,641	351,500	50,369	351,500	0	0.0%
Airport PFC Charges Fund (31)	160,331	1,613,400	1,591,772	204,632	-1,408,768	-87.3%
Police Drug Seizures Fund (50)	146,667	43,000	43,000	45,500	2,500	5.8%
Housing Fund (69)	2,208	211,000	10,369	10,960	-200,040	-94.8%
Switchpoint Fund (21)	1,867	10,000	11,696	9,960	-40	-0.4%
Johnson Dino Track Preservation (77)	5,339	6,500	7,440	7,403	903	13.9%
Museum Permanent Acquisition Fund (79)	2,542	25,500	369	5,500	-20,000	-78.4%
American Rescue Plan Grant Fund (75)	11,101,262	1,353,300	4,123,287	4,166	-1,349,134	-99.7%
Dixie Center Operations Fund (30)	1,101,945	2,420,277	1,900,340	3,000	-2,417,277	-99.9%
2007 Sales Tax Road Bond Fund (84)	1,000,683	1,000	737	1,000	0	0.0%
Spec. Assessment Debt Service Fund (29)	341	11,000	368	1,000	-10,000	-90.9%
Other Funds Total	**24,003,070**	**43,028,265**	**37,967,143**	**30,594,682**	**-12,433,583**	**-28.9%**

FY 2024-25 Budget
All Other Funds - Expense by Fund

Expense by Fund	FY 2023 Actual	FY 2024 Adopted Budget	FY 2024 Projection	FY 2025 Budget	$ Diff	% Diff
EDA Funds						
Tech Ridge CDA (33)	0	0	0	307,073	307,073	0.0%
Central Business District CDA Fund (38)	125,977	236,500	208,533	235,745	-755	-0.3%
Millcreek CDA Fund (39)	18,641	173,300	169,693	176,791	3,491	2.0%
Ft. Pierce CDA #2 Fund (37)	4,041	8,500	7,658	8,500	0	0.0%
Dixie Center EDA Fund (35)	230,551	280,210	279,930	2,000	-278,210	-99.3%
Ft. Pierce CDA #1 Fund (36)	115,341	1,016,000	516,972	2,000	-1,014,000	-99.8%
EDA Funds Total	494,551	1,714,510	1,182,786	732,109	-982,401	-57.3%
Grand Total	239,008,112	412,698,304	291,435,504	415,255,814	2,557,510	0.6%

FY 2024-25 Budget
All Other Funds - Combined Fund Summary - 5 Year History

Category	FY 2019 Actuals	FY 2020 Actuals	FY 2021 Actuals	FY 2022 Actuals	FY 2023 Actuals
Revenue					
Charges For Services	125,269,239	130,699,072	140,221,270	149,511,621	148,262,235
Contributions & Transfers	15,050,133	12,346,506	21,783,569	22,920,651	37,393,330
Debt Issuance	0	0	0	0	0
Intergovernmental	15,871,117	19,560,034	8,408,860	9,295,786	34,548,852
Miscellaneous Revenue	7,326,003	4,941,080	3,761,743	3,326,405	22,554,850
Restricted Taxes	10,713,842	15,125,102	20,165,034	25,228,518	23,334,281
Revenue Total	**174,230,335**	**182,671,793**	**194,340,476**	**210,282,981**	**266,093,548**
Expenses by Service					
Capital Project Funds	39,294,710	38,076,660	42,193,291	47,817,402	63,765,160
EDA Funds	1,810,229	4,023,924	1,957,735	1,239,685	494,551
Enterprise Funds	134,702,783	137,625,372	134,635,684	144,685,154	150,745,331
Other Funds	13,445,221	13,010,201	10,950,680	13,064,857	24,003,070
Expense Total	**189,252,943**	**192,736,157**	**189,737,390**	**206,807,098**	**239,008,112**
Expenses by Category					
Capital (Projects & Equipment)	63,596,246	70,339,135	56,265,460	62,701,131	59,029,382
Debt Service	9,692,490	9,791,501	11,191,093	10,948,270	11,716,262
Operations	84,926,056	86,045,871	90,949,862	99,975,635	120,027,195
Transfers	31,038,150	26,559,650	31,330,976	33,182,062	48,235,273
Expense Total	**189,252,943**	**192,736,157**	**189,737,390**	**206,807,098**	**239,008,112**

FY 2024-25 Budget
Enterprise Funds

Service Area Overview

Enterprise Funds are used to account for activities that operate similar to a private business (business-type activities) and charge a fee to the users that pays for the service provided. The City's Enterprise Funds are comprised of departments which allow St. George the bare necessities of living and working in this great city. The goal of these Enterprise Funds are to provide quality services to our citizen in a timely, reliable, and affordable manner by maintaining equipment, employing professionals, and managing resources prudently.

Departments	FY 2023 Actuals	FY 2024 Adopted Budget	FY 2024 Amended Budget	FY 2025 Budget	$ Diff from Adopted	% Diff from Adopted	# of Full-Time Personnel
Water Utility Fund	32,462,731	58,804,537	58,804,537	57,188,770	-1,615,767	-2.7%	70.40
Wastewater Collection Utility Fund	2,896,296	4,889,454	4,889,454	5,486,781	597,327	12.2%	22.00
Regional Wastewater Treatment Fund	17,404,796	20,880,398	20,880,398	23,849,779	2,969,381	14.2%	27.00
Electric Utility Fund	85,340,088	81,808,231	81,935,621	80,574,008	-1,234,223	-1.5%	75.60
Refuse Collection Utility Fund (57)	7,962,609	8,459,500	8,459,500	9,037,500	578,000	6.8%	-
Municipal Building Authority Fund (43)	693	10,773,200	10,773,200	7,555,000	-3,218,200	-29.9%	-
Drainage Utility Fund (59)	4,678,117	5,825,953	6,288,726	7,715,935	1,889,982	32.4%	-
Grand Total	**150,745,331**	**191,441,273**	**192,031,436**	**191,407,773**	**-33,500**	**0.0%**	**195.00**

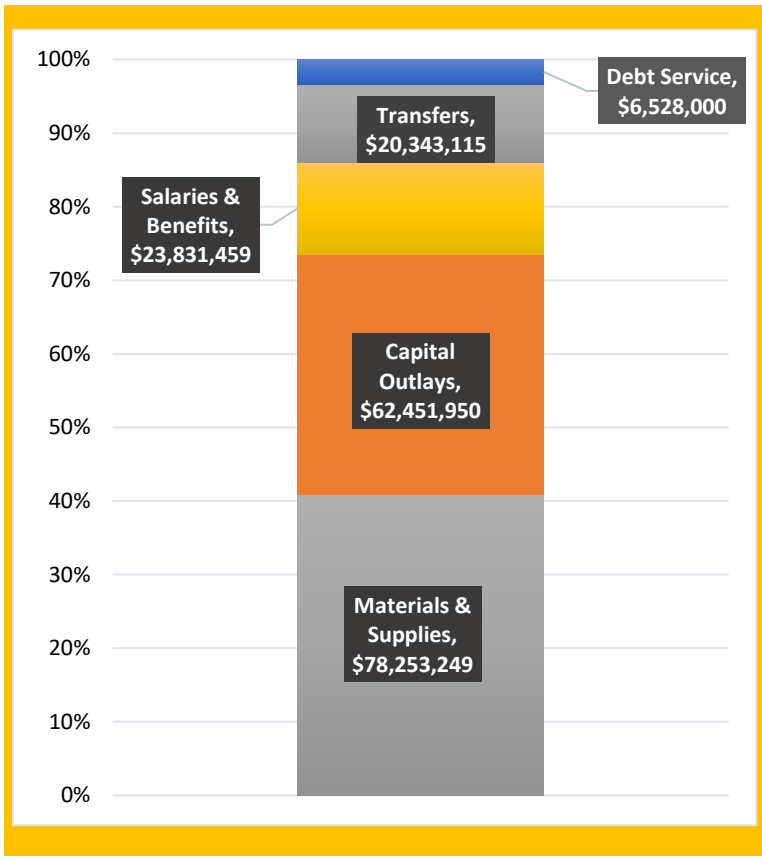

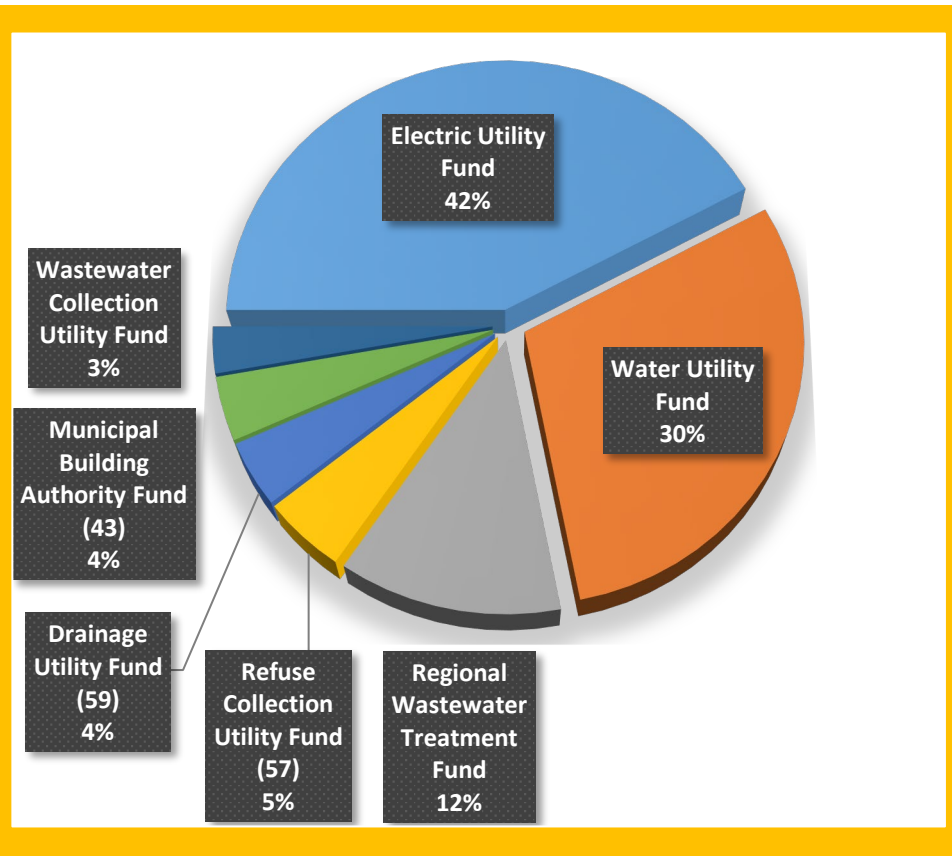

FY 2024-25 Budget
Enterprise Funds - Water Department

Department Overview

Our mission is to effectively and efficiently manage and optimize the complete water cycle for the City of St. George. This cycle begins with the source of both drinking and irrigation water, treatment of water to meet regulations, distribution and conservation of the water, collection of the wastewater and treatment so the water can be reused and returned to the beginning of the cycle or to the environment. Our greatest concerns are providing water of high enough quality and quantity to enhance the health, environment, and enjoyment of the community.

Department's Responsibilities

1. Produce and distribute high quality safe drinking water.
2. Effectively and efficiently collect and convey wastewater.
3. Treat wastewater so that it is safe to the environment.
4. Provide irrigation water to customers and city facilities.
5. Develop plans to expand and improve infrastructure.
6. Educate and encourage customers to conserve water.

Council Goals We Achieve

- [x] Be Great at the Basics
- [x] Deliver Exceptional Experiences
- [ ] Support & Sustain a Strong Economy
- [ ] Encourage Community & Connection
- [ ] Maintain Financial Strength
- [x] Sustain Organizational Excellence

Department's Top Three Goals

Provide safe, reliable drinking water, wastewater collections, and wastewater treatment to our customers by effectively and efficiently operating and maintaining our water and sewer infrastructure.	Expand the secondary irrigation and reuse infrastructure, including the reuse source production.	Provide a safe working environment for our field operators by ensuring compliance with all safety procedures and regulations.

FY 2024-25 Budget
Enterprise Funds - Water Department

Department Performance Measures	FY 22/23 Actual	FY 23/24 Estimate	Target / Goal
Water Distribution Infrastructure Condition	2.92 breaks / 100 miles of pipe	2.89 breaks / 100 miles of pipe	< 5 breaks per 100 miles
Wastewater Collections Maintenance Benchmark	158 miles sewer cleaned	150 miles sewer cleaned	200 miles sewer cleaned
Full Time Employee Benchmark- MGD of wastewater processed per employee	0.48 MGD/FTE	0.46	0.50

Top Three Accomplishments During FY 2024

The Water Services Department was able to begin implementation of an Advanced Metering Infrastructure (AMI) project. The projects consists of the replacement of 34,000 Automated Meter Reading (AMR) endpoints with AMI technology, providing near real-time water use data to our customers. The project will take three years to complete, with the anticipation that 10,000 AMI endpoints will be installed by the end of FY24.

The Water Services Department was able to complete the expansion of the St. George Regional Water Reclamation Facility. The expansion project was a two phase project, with construction lasting nearly six years. The plant is now able to treat 25.4 MGD, a substantial increase from its previous capacity of 17 MGD.

A new secondary irrigation storage tank was constructed south of the Desert Hills High School area and replaces an existing smaller irrigation tank.

Related Budgets

Water Utility Fund (51 & 81)

Wastewater Collection Fund (52 & 82)

Regional Wastewater Treatment Plant Fund (62 & 86)

FY 2024-25 Budget
Enterprise Funds - Water Utility Fund

Department Overview

The Water Utility Fund is to assure an adequate supply of potable water for the citizens of St. George. The fund is responsible for the maintenance of culinary water distribution lines, storage tanks, and secondary water (irrigation) systems. The Department's focus is on Water Rights, Water Quality, Asset Management, System Mapping, and Water Modeling. The Water Utility Fund currently services approximately 32,000 residential and non-residential customers.

Department Position Overview

Authorized FT

Admin. Prof III (2)	Water Manager	2021 61
Back Flow Clerk II	Water Safety Officer	2022 63.5
Energy & Water Customer Service Manager (40%)	Water Services Assistant Directo	2023 65.4
Engineer III - Water Services (3)	Water Services Inventory Specia	2024 65.4
Ferc Regulatory Compliance Coordinator	Water Services Operator II (9)	2025 70.4
Gis Analyst I - Water Services (2)	Water Services Operator Iii (4)	
Gis Analyst II - Water	Water Services Operator Iv (15)	
Irrigation Manager	Water Services Operator Iv - Irrigation (5)	
Scada Computer Network Technician (2)	Water Services Superintendent	
Scada Field Technician (2)	Water Services Supervisor (8)	
Scada Operator II - Water	Water Services Treatment Chief Operator	
Scada Specialist	Water Source & Treatment Plant Op Iv (3)	
Water Engineering Inspector (3)		

Summary of Expenses by Category

Expense Summary	FY 2022 Actuals	FY 2023 Actuals	FY 2024 Adopted Budget	FY 2024 Projected	FY 2025 Budget	$ Diff (Budget vs. Budget)
Salaries & Benefits	5,067,541	5,709,116	6,925,883	6,691,305	7,849,033	923,150
Materials & Supplies	11,514,081	12,314,513	13,049,104	11,777,247	13,195,214	146,110
Capital Outlays	5,439,502	7,040,290	30,922,050	9,908,850	31,098,450	176,400
Debt Service	418,594	1,590,714	0	0	0	0
Transfers	4,190,246	5,808,098	7,907,500	7,506,968	5,046,073	-2,861,427
Grand Total	**26,629,963**	**32,462,731**	**58,804,537**	**35,884,370**	**57,188,770**	**-1,615,767**

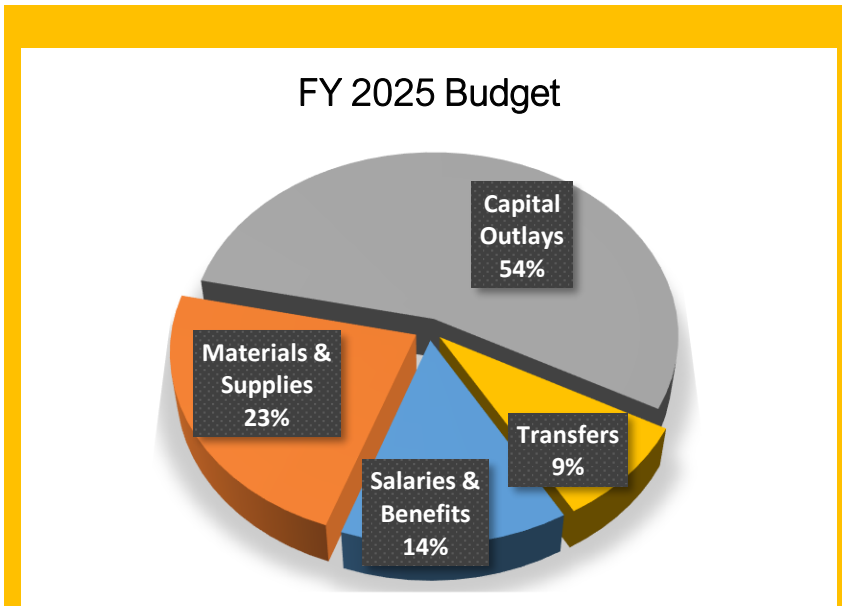

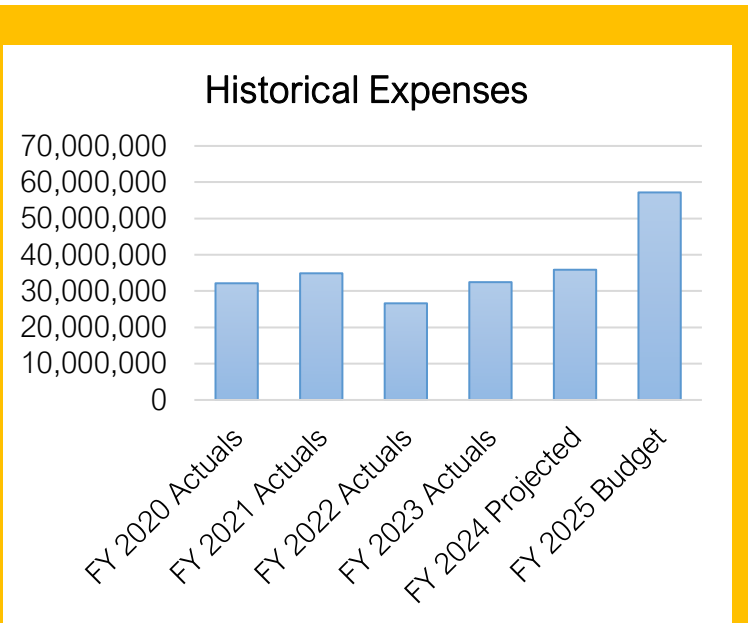

FY 2024-25 Budget
Enterprise Funds - Water Utility Fund

Summary of Capital Outlay	FY 2025 Dept. Request	FY 2025 Proposed
The Ledges Wells	100,000	100,000
City Creek Wells	200,000	200,000
Millcreek Wells	50,000	50,000
Gunlock Wells	700,000	700,000
Snow Canyon Wells	250,000	250,000
Crimson View Elementary	55,000	55,000
Sunbrook Service Line Replacement	90,000	90,000
George Washington BLVD Phase II	196,000	196,000
(SC21) 6-inch 3000 E Distribution line	82,000	82,000
(SC15) Stone Cliff Tank 12-inch Transmission line	150,000	150,000
(SC40) 18" Desert Canyons Transmission Line	250,000	250,000
Irrigation line Upsize	200,000	200,000
(SC19) 10-inch 3000 E Distribution Line 2450 S Horseman's F	560,000	560,000
(SC42) 12-inch Little Valley Pump Station to Distribution Syste	62,400	62,400
(SS4) 1.5 MG Stone cliff Storage Tank	1,800,000	1,800,000
(SC20) 10-inch Horseman's Park Distribution Line from 3000	364,000	364,000
(I4)Graveyard Reservoir	9,000,000	9,000,000
(SC39) 18-inch Desert Canyons Transmission Line	850,000	850,000
(SP7) Commerce Drive Settling Pond Desert Canyons Pump S	50,000	50,000
(SS2) 2.6 MG Commerce Drive Settling Pond	100,000	100,000
(SC1) Ledges 12-inch Transmission Line	531,050	531,050
(SP6) New Little Valley Pump Station	800,000	800,000
(SC3) Ledges 12-inch Distribution (Upsize)	287,500	287,500
Reduced Pressure Zone Assemblies	40,000	40,000
Snow Park Pump Station	10,000	10,000
Entrada Pump Station	20,000	20,000
Bloomington Hills Irrigation Pumps	46,000	46,000
Sandberg Pump Station	10,000	10,000
Little Valley Pumps	10,000	10,000
New Meter Pits	30,000	30,000
Sunbrook Well #1	500,000	500,000
Stone Cliff Lower Pump Station	150,000	150,000
West City Springs	20,000	20,000
1/2 Ton Truck	55,000	55,000
Thumb Attachment for John Deere Backhoe	10,000	10,000
S4 Country Club Tank Replacement	2,041,000	2,041,000
Industrial Tank	1,400,000	1,400,000
C10 Foremaster Ridge Transmission Line Relocation	300,000	300,000
P4 Dixie Dr. Pump Station - Gunlock 1A to Gap Zone	183,000	183,000
S2 Gap Zone/Gunlock Zone Valve Improvements	64,000	64,000
C11 Riverside to Hilton Dr. Transmission Line	200,000	200,000
GPS Rover Unit	10,000	10,000
Skyline Pump Station	45,000	45,000
Waterline replacement - City Center	250,000	250,000
Meter / Endpoint / Register	500,000	500,000
Scada System	10,000	10,000
2 Ton Crane Truck	150,000	150,000
Green Tank Repaint	125,000	125,000
Green Tank Floor	500,000	500,000
S3 Northern Gap Tank	1,922,000	1,922,000
AMI metering	2,650,000	2,650,000
S5 Airport Redevelopment (Tech Ridge) Tank	1,189,000	1,189,000

FY 2024-25 Budget
Enterprise Funds - Water Utility Fund

Summary of Capital Outlay	FY 2025 Dept. Request	FY 2025 Proposed
P3 Airport Redevelopment (Tech Ridge) Pump Station	659,500	659,500
Bloomington Hydrant Replacement	50,000	50,000
Regional Pipeline Payment	722,000	722,000
Cathodic Pipeline Protection	10,000	10,000
Snow Canyon 16" Water Line Replacement	175,000	175,000
Bloomington Hills Poly Service Replacement	40,000	40,000
Water Line replacement - Dixie Downs Area	150,000	150,000
Badge Locks for Water Yard Buildings/Gate	25,000	25,000
Chip Seal - Yard	5,000	5,000
Engineer Vehicle	47,000	47,000
Water Quality Sampling Truck	47,000	47,000
Grand Total	**31,098,450**	**31,098,450**

FY 2024-25 Budget
Water Utility Fund - Line Item Budget

Account Number	FY 2023 Actuals	FY 2024 Adopted Budget	FY 2024 Amended Budget	FY 2024 12-Month Estimate	FY 2025 Dept Request	FY 2025 Budget
Revenue						
Charges For Services						
51-7001 - Tap Water Revenues	27,349,117	31,000,000	31,000,000	29,310,500	30,160,000	30,160,000
51-7110 - Penalties	123,338	135,000	135,000	140,000	140,000	140,000
51-7130 - Connection Fees	50,692	60,000	60,000	54,000	60,000	60,000
51-7190 - Santa Clara - Snow Canyon Line	190,856	300,000	300,000	275,000	300,000	300,000
51-7200 - Ivins - Snow Canyon Line	779,150	1,200,000	1,200,000	865,000	900,000	900,000
51-7210 - Wcwcd Kayenta Connection	82,856	100,000	100,000	85,000	85,000	85,000
51-7570 - Service Account - Labor	571,467	500,000	500,000	570,000	575,000	575,000
81-7131 - Water Impact Fees	2,114,672	2,400,000	2,400,000	2,900,000	2,900,000	2,900,000
Charges For Services Total	**31,262,149**	**35,695,000**	**35,695,000**	**34,199,500**	**35,120,000**	**35,120,000**
Contributions & Transfers						
51-7003 - Unbilled Water Provided To Other City Facilities	1,216,614	1,310,300	1,310,300	1,132,508	1,320,000	1,320,000
51-8200 - Transfers From Other Funds	408,638	0	0	547,027	0	0
51-8210 - Unbilled Utilities Provided To This Dept	1,282,709	1,322,200	1,322,200	1,099,460	1,382,800	1,382,800
Contributions & Transfers Total	**2,907,961**	**2,632,500**	**2,632,500**	**2,778,995**	**2,702,800**	**2,702,800**
Intergovernmental						
51-3100 - Federal Grants	0	1,000,000	1,000,000	500,000	1,500,000	1,500,000
51-3400 - State Grants	0	4,000,000	4,000,000	1,100,000	7,500,000	7,500,000
Intergovernmental Total	**0**	**5,000,000**	**5,000,000**	**1,600,000**	**9,000,000**	**9,000,000**
Miscellaneous Revenue						
51-6100 - Interest Earnings	890,651	350,000	350,000	1,400,000	1,400,000	1,400,000
51-6400 - Sale Of Property	-17,272	20,000	20,000	68,967	20,000	20,000
51-6900 - Miscellaneous Sundry Revenues	17,072	15,000	15,000	15,000	15,000	15,000
51-7630 - Property Sales	2,187	2,500	2,500	0	2,500	2,500
51-8100 - Contributions From Others	23,555	3,000,000	3,000,000	0	0	0
51-7120 - Excess Surcharge Admin Revenue	0	0	0	75,000	75,000	75,000
Miscellaneous Revenue Total	**916,194**	**3,387,500**	**3,387,500**	**1,558,967**	**1,512,500**	**1,512,500**
Appropriated Fund Balance						
51-8800 - Appropriated Fund Balance	0	0	0	-4,253,092	0	8,853,470
Appropriated Fund Balance Total	**0**	**0**	**0**	**-4,253,092**	**0**	**8,853,470**
Revenue Total	**35,086,303**	**46,715,000**	**46,715,000**	**35,884,370**	**48,335,300**	**57,188,770**
Expense						
Salaries & Benefits						
51-1100 - Salaries & Wages Full/Time	4,170,209	4,658,987	4,658,987	4,556,677	5,364,171	5,382,461
51-1210 - Overtime Pay	50,401	51,000	51,000	108,171	119,000	119,000
51-1300 - Fica	312,639	360,323	360,323	345,954	419,462	420,861
51-1310 - Insurance Benefits	758,513	1,048,604	1,048,604	843,214	1,053,058	1,053,347
51-1320 - Retirement Benefits	417,353	806,969	806,969	837,289	885,493	873,364
Salaries & Benefits Total	**5,709,116**	**6,925,883**	**6,925,883**	**6,691,305**	**7,841,184**	**7,849,033**
Materials & Supplies						
51-2100 - Subscriptions & Memberships	2,591	10,860	10,860	14,500	19,250	19,250
51-2200 - Ordinances & Publications	530	2,500	2,500	1,500	2,500	2,500
51-2300 - Travel & Training	41,706	67,550	67,550	57,050	70,200	70,200
51-2351 - Training	145	0	0	0	0	0
51-2400 - Office Supplies	11,080	15,500	15,500	11,500	45,500	45,500
51-2410 - Credit Card Discounts	211,842	225,000	225,000	231,500	0	0
51-2430 - Computer Software	108,098	56,048	56,048	56,050	45,486	45,485
51-2500 - Equip Supplies & Maintenance	162,099	148,950	148,950	159,950	167,000	167,000
51-2600 - Buildings And Grounds	10,980	22,500	22,500	22,900	43,500	43,500

FY 2024-25 Budget
Water Utility Fund - Line Item Budget

Account Number	FY 2023 Actuals	FY 2024 Adopted Budget	FY 2024 Amended Budget	FY 2024 12-Month Estimate	FY 2025 Dept Request	FY 2025 Budget
51-2670 - Fuel	195,106	180,000	180,000	176,000	183,000	183,000
51-2680 - Fleet Maintenance	150,785	132,000	132,000	139,413	141,500	141,500
51-2700 - Special Departmental Supplies	126,059	117,000	117,000	117,000	133,000	133,000
51-2800 - Telephone	23,911	30,000	30,000	26,000	34,000	34,000
51-2805 - AMI METERING CELLULAR SERVICES	0	0	50,000	46,000	80,000	80,000
51-2900 - Rent Of Property & Equipment	42,008	40,000	40,000	35,000	37,000	37,000
51-2910 - Power Bills	142,034	170,000	170,000	170,000	170,000	170,000
51-3100 - Professional & Tech. Services	65,567	110,000	110,000	45,700	112,700	112,700
51-3120 - Lab Services	23,545	40,000	40,000	20,000	40,000	40,000
51-3121 - Irrigation	202,961	208,556	208,556	103,000	134,000	134,000
51-3390 - Conservation Program	0	60,000	60,000	60,000	60,000	60,000
51-4500 - Uniforms	19,068	27,000	27,000	26,000	29,500	29,500
51-4840 - Tools And Accessories	32,111	33,000	33,000	28,000	33,000	33,000
51-4880 - Gunlock Well Expense	223	7,500	7,500	1,500	7,500	7,500
51-4900 - City Creek Expense	0	5,000	5,000	3,500	5,000	5,000
51-4910 - Quail Creek Water Purchases	9,147,951	9,500,000	9,500,000	8,400,000	9,660,000	9,660,000
51-4920 - Distrubution Repair Materials	933,296	950,000	950,000	950,000	1,000,000	1,000,000
51-4925 - Gunlock Wtp O & M	92,773	132,700	132,700	132,700	138,000	138,000
51-4930 - Mill Creek Expense	0	5,000	5,000	0	5,000	5,000
51-4950 - The Ledges Wells O & M	263	5,000	5,000	2,500	5,000	5,000
51-4965 - Pump Station O & M	45,896	50,000	50,000	52,000	55,000	55,000
51-4980 - General Reservoir/Well Exp.	9,890	15,000	15,000	8,000	15,000	15,000
51-4981 - Storage Tank Maintenance	2,475	12,000	12,000	12,000	32,500	32,500
51-4990 - Snow Canyon Maintenance	1,546	5,000	5,000	5,000	5,000	5,000
51-5010 - Water Rights Purchases	50,000	30,000	30,000	30,000	30,000	30,000
51-5100 - Insurance And Surety Bonds	82,764	111,900	111,900	112,735	132,539	132,539
51-5200 - Claims Paid	6,000	2,500	2,500	0	2,500	2,500
51-5600 - Bad Debt Expense	69,540	75,000	75,000	75,000	75,000	75,000
51-6100 - Sundry Charges	391	1,500	1,500	709	1,500	1,500
51-6250 - Water Shares Assessments	299,278	444,540	444,540	444,540	444,540	444,540
Materials & Supplies Total	**12,314,513**	**13,049,104**	**13,099,104**	**11,777,247**	**13,195,215**	**13,195,214**
Capital Outlays						
51-7255 - Gunlock Water Treatment Plant	12,019	0	0	0	0	0
51-7256 - Commerce Dr Pond & Pump Station (Ss2) (Sp7)	0	100,000	100,000	0	150,000	150,000
51-7257 - Stone Cliff Storage Tank 1.5 Mg (Ss4)	46,900	0	0	60,000	1,800,000	1,800,000
51-7258 - Desert Canyon Trans Line &Tank (Sc39) (Sc41) (Ss5)	0	82,000	82,000	0	850,000	850,000
51-7260 - 2200 S Little Valley Line (Upsize) (Sc16)	0	401,700	401,700	0	0	0
51-7261 - Dist Lines Little Valley (Sc17) (Sc18) (Sc20)	0	1,215,800	1,215,800	25,000	364,000	364,000
51-7262 - Graveyard Wash Reservoir (I4)	401,144	5,900,000	5,900,000	600,000	9,000,000	9,000,000
51-7263 - Desert Canyon Transmission Line 18-In (Sc30)	126,000	0	0	0	0	0
51-7264 - DESERT CANYON TRANSMISSION LINE WEST 18-IN (S	67,167	525,000	525,000	0	250,000	250,000
51-7265 - (SC3) Ledges 12-inch Distribution (Upsize)	0	287,500	287,500	0	287,500	287,500
51-7266 - (SS7) 1.5 MG Ledges Storage Tank	0	50,000	50,000	0	0	0
51-7267 - (SC31) 12" Desert Canyons Transmission Line	0	74,000	74,000	0	0	0
51-7269 - Snow Canyon 16" Water line Replacement	0	175,000	175,000	175,000	175,000	175,000
51-7292 - DESERT CANYONS REACH 2 18 INCH PIPELINE (C30)	73,914	0	0	0	0	0
51-7293 - SOUTHERN PARKWAY LOOP 14" PIPELINE (C27)	55,000	0	0	0	0	0
51-7294 - Ami Metering System	1,064,047	2,650,000	2,600,000	1,200,000	2,650,000	2,650,000
51-7297 - Tech Ridge Pump Station (P3)	0	0	0	50,150	0	0
51-7298 - County Club Tank Replacement (S4)	52,495	0	0	200,000	2,041,000	2,041,000
51-7300 - Improvements	1,129,446	1,342,000	1,342,000	879,000	1,707,000	1,707,000
51-7400 - Equipment Purchases	736,401	783,000	783,000	743,000	319,000	319,000
51-7414 - Snow Canyon Wells	58,737	200,000	200,000	150,000	250,000	250,000
51-7415 - Gunlock Wells	63,511	1,350,000	1,350,000	85,000	700,000	700,000
51-7416 - Millcreek Wells	5,130	125,000	125,000	35,000	50,000	50,000
51-7417 - City Creek Wells	559,232	200,000	200,000	200,000	200,000	200,000

FY 2024-25 Budget
Water Utility Fund - Line Item Budget

Account Number	FY 2023 Actuals	FY 2024 Adopted Budget	FY 2024 Amended Budget	FY 2024 12-Month Estimate	FY 2025 Dept Request	FY 2025 Budget
51-7418 - The Ledges Wells	72,452	200,000	200,000	50,000	100,000	100,000
51-7419 - Scada System	80,026	10,000	10,000	10,700	10,000	10,000
51-7420 - Pressurized Irrigation	1,608	0	0	0	0	0
51-7424 - Distribution System	1,822,530	6,382,000	6,382,000	1,657,000	3,696,500	3,696,500
51-7426 - Storage Tanks	0	0	0	0	625,000	625,000
51-7428 - Pipe Yard	4,368	29,000	29,000	29,000	30,000	30,000
51-7531 - Plantation Pipeline	275,538	0	0	0	0	0
51-7532 - Sand Hollow Pipeline Connection	5,566	0	0	0	0	0
51-7533 - City Creek Pipeline	4,350	0	0	0	0	0
51-7534 - Ridge Top Tank And Pump Station	0	0	0	0	1,189,000	1,189,000
51-7535 - Industrial Tank	16,491	0	0	100,000	0	0
51-7536 - Gap Tank	18,382	1,922,000	1,922,000	0	1,922,000	1,922,000
51-7539 - Entrada Storage Pond	0	440,000	440,000	440,000	0	0
51-7541 - Entrada Transmission Line	258,631	50,000	50,000	130,000	0	0
51-7542 - Stone Cliff Tank Line	0	150,000	150,000	75,000	150,000	150,000
51-7545 - Foremaster Ridge Transmission	0	300,000	300,000	0	300,000	300,000
51-7547 - Little Valley Pump Station (Sp6)	7,377	610,000	610,000	100,000	800,000	800,000
51-7548 - Hidden Valley Tank Replacement (Ss1)	17,228	1,247,700	1,247,700	2,300,000	0	0
51-7549 - Ledges 12" Transmission Line (Sc1)	0	531,050	531,050	0	531,050	531,050
51-7551 - Fossil Ridge Line (Sc10)	0	67,600	67,600	10,000	0	0
51-7552 - 2780 E Dist Line (Sc13)	0	110,000	110,000	270,000	0	0
51-7553 - 1450 S Little Valley Line (Sc14)	0	279,000	279,000	0	0	0
51-7554 - 3000 E 2450 S Horseman Line (Sc19)	0	607,100	607,100	280,000	560,000	560,000
51-7555 - 3000 E Dist Line (Sc21)	0	182,200	182,200	50,000	82,000	82,000
51-7556 - Little Valley Pump Station Dist Line (Sc42)	0	62,400	62,400	5,000	62,400	62,400
51-7557 - Ledges IntermediateÂ Pump Station (Sp2)	4,601	1,681,000	1,681,000	0	0	0
51-7559 - Indian Hills/ Tech Ridge Line (C9)	0	353,000	353,000	0	0	0
51-7562 - Dixie Dr Pump Station (P4)	0	183,000	183,000	0	183,000	183,000
51-7563 - Gap Zone Control Valve (S2)	0	64,000	64,000	0	64,000	64,000
Capital Outlays Total	**7,040,290**	**30,922,050**	**30,872,050**	**9,908,850**	**31,098,450**	**31,098,450**
Debt Service						
51-8100 - Principal On Bonds	1,555,000	0	0	0	0	0
51-8200 - Interest On Bonds	32,407	0	0	0	0	0
51-8214 - Interest on Subscription Agreements	151	0	0	0	0	0
51-9501 - Amortization Expense	3,156	0	0	0	0	0
Debt Service Total	**1,590,714**	**0**	**0**	**0**	**0**	**0**
Transfers						
51-9100 - Transfers To Other Funds	3,308,775	5,275,000	5,275,000	5,275,000	2,343,273	2,343,273
51-9120 - Unbilled Utilities Provided To Other Departments	1,216,614	1,310,300	1,310,300	1,132,508	1,320,000	1,320,000
51-9200 - Unbilled Utilities Provided To This Dept	1,282,709	1,322,200	1,322,200	1,099,460	1,382,800	1,382,800
Transfers Total	**5,808,098**	**7,907,500**	**7,907,500**	**7,506,968**	**5,046,073**	**5,046,073**
Expense Total	**32,462,731**	**58,804,537**	**58,804,537**	**35,884,370**	**57,180,922**	**57,188,770**

FY 2024-25 Budget
Enterprise Funds - Wastewater Collection Fund

Department Overview

The Wastewater Collection Fund is responsible for installing and maintaining all sewer collection lines and connections. Because the division functions very effectively, often the work done goes without notice by the majority of customers

Department Position Overview

Authorized FT

Wastewater Manager	WW Superintendent	2021	17
WW Collection Operator I (5)		2022	18
WW Collection Operator III (4)		2023	18
WW Collection Supervisor (2)		2024	20
WW Collections Operator Iv (7)		2025	22
WW Inspector (2)			

Summary of Expenses by Category

Expense Summary	FY 2022 Actuals	FY 2023 Actuals	FY 2024 Adopted Budget	FY 2024 Projected	FY 2025 Budget	$ Diff (Budget vs. Budget)
Salaries & Benefits	1,216,643	1,374,525	1,870,606	1,473,425	2,118,075	247,469
Materials & Supplies	372,562	446,446	520,604	484,652	559,843	39,239
Capital Outlays	1,624,608	853,783	1,919,000	1,111,000	2,515,000	596,000
Transfers	621,477	221,542	579,244	576,420	293,863	-285,381
Grand Total	**3,835,290**	**2,896,296**	**4,889,454**	**3,645,497**	**5,486,781**	**597,327**

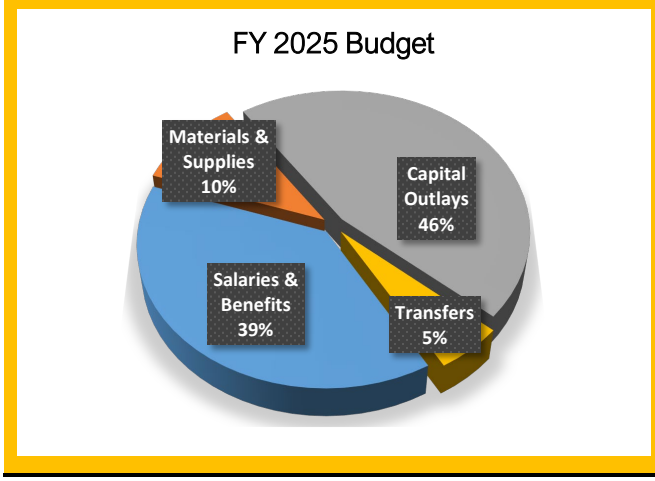

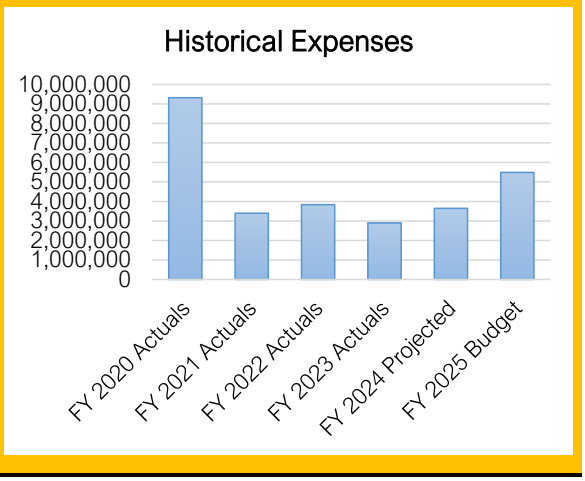

FY 2024-25 Budget
Enterprise Funds - Wastewater Collection Fund

Summary of Capital Outlay	FY 2025 Dept. Request	FY 2025 Proposed
Scada System Maintenance	8,000	8,000
Manhole rehab box truck	182,000	182,000
Air Compressor	30,000	30,000
Collections Backhoe	170,000	170,000
Sewer Combination Cleaner	350,000	350,000
Sun River Lift Station Upsizing	150,000	150,000
Lift Station Wet Well Rehabilitation	20,000	20,000
Sewer line extension to service customer on septic systems	150,000	150,000
Upsizing Main Lines	500,000	500,000
Lift station pump rebuilds/replacement	35,000	35,000
Acceptance of PUD Sewer systems	50,000	50,000
Local Main Line Rehabilitation	300,000	300,000
1230 N - 1280 N Sewer Main Relocation	450,000	450,000
Local Manhole Rehabilitation	120,000	120,000
Grand Total	**2,515,000**	**2,515,000**

FY 2024-25 Budget
Wastewater Collection Utility Fund - Line Item Budget

Account Number	FY 2023 Actuals	FY 2024 Adopted Budget	FY 2024 Amended Budget	FY 2024 12-Month Estimate	FY 2025 Dept Request	FY 2025 Budget
Revenue						
Charges For Services						
52-7300 - Sewer Fees	5,137,418	6,100,000	6,100,000	5,600,000	5,800,000	5,800,000
52-7570 - Service Account - Labor	76,666	75,000	75,000	100,000	100,000	100,000
82-4411 - Wastewater Impact Fees	149,943	175,000	175,000	185,000	175,000	175,000
Charges For Services Total	**5,364,027**	**6,350,000**	**6,350,000**	**5,885,000**	**6,075,000**	**6,075,000**
Contributions & Transfers						
52-7004 - Unbilled Sewer City Facilities	21,542	24,494	24,494	21,670	22,767	22,767
Contributions & Transfers Total	**21,542**	**24,494**	**24,494**	**21,670**	**22,767**	**22,767**
Miscellaneous Revenue						
52-6100 - Interest Earnings	283,836	100,000	100,000	350,000	350,000	350,000
52-6400 - Sale Of Property	6,944	0	0	0	0	0
52-8100 - Contributions From Others	6,756	0	0	0	0	0
Miscellaneous Revenue Total	**297,536**	**100,000**	**100,000**	**350,000**	**350,000**	**350,000**
Appropriated Fund Balance						
52-8800 - Appropriated Fund Balance	0	0	0	-2,611,173	0	-960,986
Appropriated Fund Balance Total	**0**	**0**	**0**	**-2,611,173**	**0**	**-960,986**
Revenue Total	**5,683,105**	**6,474,494**	**6,474,494**	**3,645,497**	**6,447,767**	**5,486,781**
Expense						
Salaries & Benefits						
52-1100 - Salaries & Wages Full/Time	1,009,691	1,245,782	1,245,782	1,027,801	1,479,905	1,486,521
52-1210 - Overtime Pay	915	2,500	2,500	0	5,000	5,000
52-1300 - Fica	79,313	95,495	95,495	78,415	113,597	114,102
52-1310 - Insurance Benefits	171,928	304,466	304,466	172,325	274,570	274,674
52-1320 - Retirement Benefits	112,678	222,363	222,363	194,884	241,602	237,778
Salaries & Benefits Total	**1,374,525**	**1,870,606**	**1,870,606**	**1,473,425**	**2,114,674**	**2,118,075**
Materials & Supplies						
52-2100 - Subscriptions & Memberships	1,302	2,000	2,000	1,700	1,700	1,700
52-2200 - Ordinances & Publications	0	1,000	1,000	0	1,000	1,000
52-2300 - Travel & Training	18,418	15,080	15,080	16,530	15,950	15,950
52-2400 - Office Supplies	868	3,500	3,500	1,522	16,000	16,000
52-2410 - Credit Card Discounts	39,203	30,000	30,000	31,003	35,000	35,000
52-2430 - Computer Software	22,014	40,224	40,224	40,224	36,493	36,493
52-2450 - Safety Equipment	2,010	12,000	12,000	15,000	14,000	14,000
52-2500 - Equip Supplies & Maintenance	14,778	20,000	20,000	17,598	20,000	20,000
52-2600 - Buildings And Grounds	4,444	5,000	5,000	7,607	6,000	6,000
52-2670 - Fuel	76,443	75,000	75,000	62,464	75,000	75,000
52-2680 - Fleet Maintenance	87,876	80,000	80,000	90,000	90,000	90,000
52-2700 - Special Departmental Supplies	63,890	75,000	75,000	59,000	75,000	75,000
52-2762 - Lift Stations	8,616	12,000	12,000	9,000	12,000	12,000
52-2800 - Telephone	6,574	9,000	9,000	7,000	9,000	9,000
52-2900 - Rent Of Property & Equipment	0	5,000	5,000	3,000	5,000	5,000
52-2910 - Power Bills	8,800	12,000	12,000	12,000	12,000	12,000
52-3100 - Professional & Tech. Services	8,652	20,000	20,000	12,000	20,000	20,000
52-4500 - Uniforms	5,959	6,500	6,500	8,000	8,000	8,000
52-4922 - General System Maintenance	46,886	55,000	55,000	58,901	60,000	60,000
52-5100 - Insurance And Surety Bonds	16,858	20,300	20,300	20,103	25,700	25,700
52-5200 - Claims Paid	0	10,000	10,000	0	10,000	10,000
52-5600 - Bad Debt Expense	12,856	12,000	12,000	12,000	12,000	12,000
Materials & Supplies Total	**446,446**	**520,604**	**520,604**	**484,652**	**559,843**	**559,843**

FY 2024-25 Budget
Wastewater Collection Utility Fund - Line Item Budget

Account Number	FY 2023 Actuals	FY 2024 Adopted Budget	FY 2024 Amended Budget	FY 2024 12-Month Estimate	FY 2025 Dept Request	FY 2025 Budget
Capital Outlays						
52-7200 - Building Purchases Or Const.	0	90,000	90,000	50,000	0	0
52-7300 - Improvements	562,372	1,260,000	1,260,000	670,000	1,775,000	1,775,000
52-7400 - Equipment Purchases	288,215	569,000	569,000	385,000	732,000	732,000
52-7419 - Scada System	3,196	0	0	6,000	8,000	8,000
Capital Outlays Total	**853,783**	**1,919,000**	**1,919,000**	**1,111,000**	**2,515,000**	**2,515,000**
Transfers						
52-9100 - Transfers To Other Funds	200,000	554,750	554,750	554,750	271,096	271,096
52-9120 - Unbilled Utilities Provided To Other Departments	21,542	24,494	24,494	21,670	22,767	22,767
Transfers Total	**221,542**	**579,244**	**579,244**	**576,420**	**293,863**	**293,863**
Expense Total	**2,896,296**	**4,889,454**	**4,889,454**	**3,645,497**	**5,483,380**	**5,486,781**

FY 2024-25 Budget
Enterprise Funds - Regional Wastewater Treatment Plant Fund

Department Overview

The Regional Wastewater Treatment Plant treats sewage from St. George, Washington City, Santa Clara, and Ivins. The facility currently processes about 12 million gallons each day. The plant utilizes an oxidation ditch/extended aeration process that uses physical and biological processes to clean the water. The facility has a 97-98% removal of the contaminants in the water.

Department Position Overview

Biosolids Coordinator
Lab Technician I (2)
Laboratory Manager
Pretreatment Coordinator
Pretreatment Specialist
Water Services Director
WW Instrumentation Control Supervisor
WW Instrumentation & Controls Tech I (2)
WW Plant Operator I (6)
WW Plant Operator IV (6)
WW Plant Superintendent
WW Plant Supervisor (2)
WWTP Environmental Compliance Officer
Pretreatment Specialist/Technician

Authorized FT

2021	25
2022	25
2023	27
2024	27
2025	27

Summary of Expenses by Category

Expense Summary	FY 2022 Actuals	FY 2023 Actuals	FY 2024 Adopted Budget	FY 2024 Projected	FY 2025 Budget	$ Diff (Budget vs. Budget)
Salaries & Benefits	2,011,149	2,314,192	2,956,314	2,919,681	3,062,950	106,636
Materials & Supplies	2,365,055	2,744,555	2,512,388	2,314,431	2,726,497	214,109
Capital Outlays	17,486,581	9,176,968	10,869,680	3,919,450	14,803,000	3,933,320
Debt Service	2,190,250	2,188,250	2,189,250	2,189,250	2,188,000	-1,250
Transfers	958,889	980,831	2,352,766	2,351,046	1,069,332	-1,283,434
Grand Total	**25,011,924**	**17,404,796**	**20,880,398**	**13,693,858**	**23,849,779**	**2,969,381**

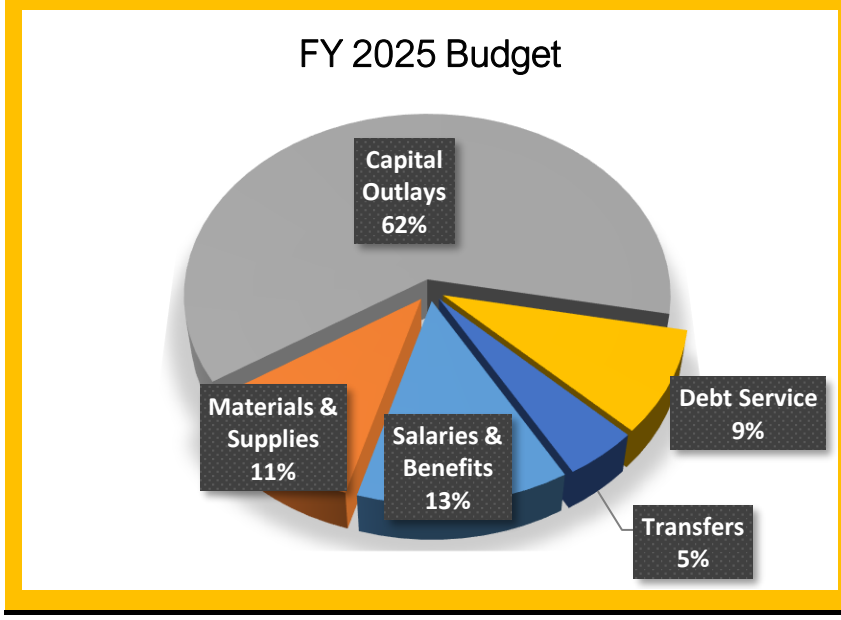

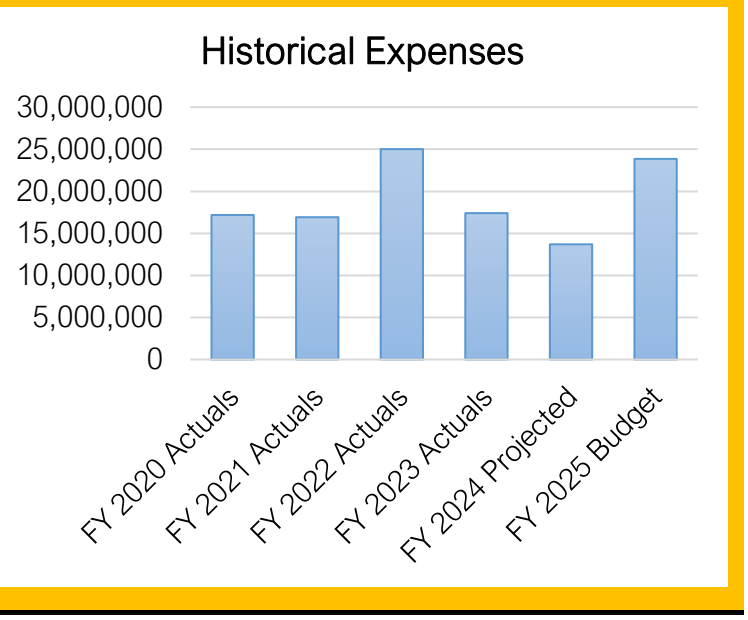

FY 2024-25 Budget
Enterprise Funds - Regional Wastewater Treatment Plant Fund

Summary of Capital Outlay	FY 2025 Dept. Request	FY 2025 Proposed
Clarifiers 5 & 6 Rehabilitation	272,000	272,000
Entrada Sewer Line Replacement FY25	1,000,000	1,000,000
Seegmiller Marsh/1450 S Sewer Line Replacement R14 Reacl	1,684,200	1,684,200
Riverside Dr Sewer Main Replacement R11 Reach 1 FY25	3,500,000	3,500,000
Wastewater Lab Autoclave	18,000	18,000
Solids Centrate Odor Control System	20,000	20,000
Solids Shaftless Screw Conveyor	20,000	20,000
Reuse Turbine Pump	35,000	35,000
Water Reuse Motors	38,000	38,000
Employee Cubicles	17,000	17,000
Truck for Pretreatment	45,000	45,000
RAS 1 Check valve replacement	16,000	16,000
Sludge Holding Tank Concrete Rehab	100,000	100,000
Clarifiers 1-4 Rehabilitation	2,500,000	2,500,000
Waste Water Treatment Admin Building and Lab	300,000	300,000
Sewer Combination Cleaner WWT	350,000	350,000
BreezeAir Evaporative coolers	18,000	18,000
Slide Gate Actuators	17,400	17,400
Backup Duperon 1/2 hp Motor Gearbox	8,900	8,900
Sumner 780303 R-250 Roust-A-Bout Lift	9,500	9,500
Pressure/Steam Cleaner	8,000	8,000
Scissor lift	17,000	17,000
Rotary Fan press-Centrifuge Replacement	750,000	750,000
Enaqua UV Lamps	63,000	63,000
Backup Dual Auger- Duperon Washer Compactor	27,000	27,000
RAS 2 Building Scum Pump	27,000	27,000
RAS 2 RAS Pump replacement	46,000	46,000
RAS 1- RAS Pump	42,000	42,000
Wastewater Samplers	9,000	9,000
Bloomington Parallel Interceptor Project R21	1,000,000	1,000,000
South Woodsview Circle Sewer Line Replacement R7	225,000	225,000
Ft. Pierce Sewer Line Replacement R16 Reach 4 Phase 1	2,100,000	2,100,000
Santa Clara/Ivins Outfall Line Rehabilitation	400,000	400,000
Regional Manhole Rehabilitation	120,000	120,000
Grand Total	14,803,000	14,803,000

FY 2024-25 Budget
Regional Wastewater Treatment Fund - Line Item Budget

Account Number	FY 2023 Actuals	FY 2024 Adopted Budget	FY 2024 Amended Budget	FY 2024 12-Month Estimate	FY 2025 Dept Request	FY 2025 Budget
Revenue						
Charges For Services						
62-7300 - Sewer Fees	8,694,570	7,800,000	7,800,000	9,370,000	9,500,000	9,500,000
62-7310 - Washington Sewer Fees	2,403,164	2,100,000	2,100,000	2,165,000	2,275,000	2,275,000
62-7320 - Santa Clara Sewer Fees	445,609	400,000	400,000	460,000	475,000	475,000
62-7330 - Ivins Sewer Fees	690,399	625,000	625,000	715,000	750,000	750,000
86-4412 - Regional Impact Fees	1,446,163	1,600,000	1,600,000	1,800,000	1,800,000	1,800,000
86-4421 - Impact Fees - Washington	1,111,424	800,000	800,000	900,000	900,000	900,000
86-4432 - Impact Fees - Santa Clara	213,018	200,000	200,000	150,000	175,000	175,000
86-4440 - Impact Fees - Ivins	276,591	180,000	180,000	240,000	225,000	225,000
Charges For Services Total	**15,280,938**	**13,705,000**	**13,705,000**	**15,800,000**	**16,100,000**	**16,100,000**
Contributions & Transfers						
62-7004 - Unbilled Sewer City Facilities	36,364	37,516	37,516	40,958	43,033	43,033
62-8210 - Unbilled Utilities Provided To This Dept	44,467	45,000	45,000	39,838	40,400	40,400
Contributions & Transfers Total	**80,831**	**82,516**	**82,516**	**80,796**	**83,433**	**83,433**
Miscellaneous Revenue						
62-6100 - Interest Earnings	1,655,170	500,000	500,000	2,000,000	2,000,000	2,000,000
62-6200 - Rents And Royalties	6,000	6,000	6,000	4,500	6,000	6,000
62-6400 - Sale Of Property	32,038	32,000	32,000	3,500	3,500	3,500
62-6900 - Miscellaneous Sundry Revenues	303,484	55,000	55,000	66,000	55,000	55,000
62-8100 - Contributions From Others	9,213	0	0	0	0	0
62-8400 - Insurance Claim Proceeds	7,002	0	0	0	0	0
Miscellaneous Revenue Total	**2,012,906**	**593,000**	**593,000**	**2,074,000**	**2,064,500**	**2,064,500**
Appropriated Fund Balance						
62-8800 - Appropriated Fund Balance	0	0	0	-4,260,938	0	5,601,846
Appropriated Fund Balance Total	**0**	**0**	**0**	**-4,260,938**	**0**	**5,601,846**
Revenue Total	**17,374,675**	**14,380,516**	**14,380,516**	**13,693,858**	**18,247,933**	**23,849,779**
Expense						
Salaries & Benefits						
62-1100 - Salaries & Wages Full/Time	1,690,092	1,975,003	1,975,003	1,984,427	2,068,207	2,077,722
62-1210 - Overtime Pay	52,991	40,000	40,000	55,000	70,000	70,000
62-1300 - Fica	129,596	154,149	154,149	147,977	163,574	164,299
62-1310 - Insurance Benefits	311,540	455,960	455,960	390,629	419,014	419,167
62-1320 - Retirement Benefits	129,973	331,202	331,202	341,648	337,854	331,762
Salaries & Benefits Total	**2,314,192**	**2,956,314**	**2,956,314**	**2,919,681**	**3,058,649**	**3,062,950**
Materials & Supplies						
62-2100 - Subscriptions & Memberships	50	500	500	400	400	400
62-2200 - Ordinances & Publications	0	750	750	0	0	0
62-2300 - Travel & Training	24,241	19,790	19,790	32,293	17,852	17,852
62-2400 - Office Supplies	9,719	9,000	9,000	2,880	31,000	31,000
62-2410 - Credit Card Discounts	65,610	60,000	60,000	56,031	60,000	60,000
62-2430 - Computer Software	5,629	29,347	29,347	18,400	26,493	26,493
62-2450 - Safety Equipment	6,000	37,250	37,250	16,517	41,000	41,000
62-2500 - Equip Supplies & Maintenance	648,190	264,000	264,000	375,000	368,000	368,000
62-2600 - Buildings And Grounds	38,815	30,000	30,000	29,796	35,000	35,000
62-2670 - Fuel	40,583	35,000	35,000	45,000	45,000	45,000
62-2680 - Fleet Maintenance	74,733	40,000	40,000	34,740	40,000	40,000
62-2700 - Special Departmental Supplies	17,797	73,550	73,550	30,000	85,900	85,900
62-2715 - Outfall Line Maintenance	89,846	80,000	80,000	112,096	80,000	80,000
62-2724 - Motor Shop	3,016	7,000	7,000	2,648	0	0
62-2800 - Telephone	6,915	9,900	9,900	4,473	9,000	9,000

FY 2024-25 Budget
Regional Wastewater Treatment Fund - Line Item Budget

Account Number	FY 2023 Actuals	FY 2024 Adopted Budget	FY 2024 Amended Budget	FY 2024 12-Month Estimate	FY 2025 Dept Request	FY 2025 Budget
62-2900 - Rent Of Property & Equipment	6,719	8,000	8,000	2,000	8,000	8,000
62-2910 - Power Bills	564,559	536,004	536,004	536,004	546,000	546,000
62-3100 - Professional & Tech. Services	120,090	138,100	138,100	138,100	122,000	122,000
62-3120 - Lab Services	62,135	61,400	61,400	52,376	66,300	66,300
62-3160 - Pre-Treatment	12,026	15,000	15,000	16,175	20,000	20,000
62-3170 - Biosolids Landfill Operation	384,952	410,575	410,575	410,575	410,575	410,575
62-3180 - Polymer	284,695	368,872	368,872	184,027	368,000	368,000
62-4500 - Uniforms	13,966	12,650	12,650	20,190	13,750	13,750
62-4935 - Reuse Plant O & M	180,265	181,000	181,000	105,399	234,200	234,200
62-5100 - Insurance And Surety Bonds	62,352	64,700	64,700	69,311	78,027	78,027
62-5600 - Bad Debt Expense	21,650	20,000	20,000	20,000	20,000	20,000
Materials & Supplies Total	**2,744,555**	**2,512,388**	**2,512,388**	**2,314,431**	**2,726,497**	**2,726,497**
Capital Outlays						
62-7300 - Improvements	534,018	7,883,120	7,883,120	470,000	12,218,200	12,218,200
62-7366 - Phase Ii Expansion	8,364,998	1,800,000	1,800,000	2,700,000	0	0
62-7400 - Equipment Purchases	200,768	471,910	471,910	549,450	1,584,800	1,584,800
62-7427 - Water Reuse Project	4,222	0	0	0	0	0
62-7971 - Ft Pierce Replacement (R16-4)	8,890	0	0	0	0	0
62-7974 - Virgin River/Bloomington Sewer Interceptor (R19)	64,073	714,650	714,650	200,000	1,000,000	1,000,000
Capital Outlays Total	**9,176,968**	**10,869,680**	**10,869,680**	**3,919,450**	**14,803,000**	**14,803,000**
Debt Service						
62-8100 - Principal On Bonds	880,000	925,000	925,000	925,000	970,000	970,000
62-8200 - Interest On Bonds	1,308,250	1,264,250	1,264,250	1,264,250	1,218,000	1,218,000
Debt Service Total	**2,188,250**	**2,189,250**	**2,189,250**	**2,189,250**	**2,188,000**	**2,188,000**
Transfers						
62-9100 - Transfers To Other Funds	900,000	2,270,250	2,270,250	2,270,250	985,899	985,899
62-9120 - Unbilled Utilities Provided To Other Departments	36,364	37,516	37,516	39,838	43,033	43,033
62-9200 - Unbilled Utilities Provided To This Dept	44,467	45,000	45,000	40,958	40,400	40,400
Transfers Total	**980,831**	**2,352,766**	**2,352,766**	**2,351,046**	**1,069,332**	**1,069,332**
Expense Total	**17,404,796**	**20,880,398**	**20,880,398**	**13,693,858**	**23,845,478**	**23,849,779**

FY 2024-25 Budget
Enterprise Funds - Energy Department

Department Overview

The Energy Services Department is dedicated to ensuring our community has access to an efficient and modern electric system tailored to their needs. We actively engage with our customers to deliver the reliable service they deserve. We are here to address inquiries, resolve issues, and provide valuable advice to enhance their experience.

Department's Responsibilities

1. Provide street lighting.
2. Install underground and overhead electric lines.
3. Net metering program (solar).
4. Energy generation for the community.
5. Maintain energy substations and transmission lines.
6. GIS for electric system.
7. Read water and power meters.
8. Design electric system.

Council Goals We Achieve

☑ Be Great at the Basics	☐ Deliver Exceptional Experiences	☐ Support & Sustain a Strong Economy
☑ Encourage Community & Connection	☐ Maintain Financial Strength	☑ Sustain Organizational Excellence

Department's Top Three Goals

To supply reliable electric service to our community.	To plan for future energy procurement in as environmental friendly way as possible.	To provide affordable electric service to our community.

FY 2024-25 Budget
Enterprise Funds - Energy Department

Department Performance Measures	FY 22/23 Actual	FY 23/24 Estimate	Target / Goal
Outage restoration times in percentage	98.90	99.00	99.50
Monthly model reviews with resource group in percentage	50.00	70.00	100.00
Monthly meeting and trainings with Operations group in percentage	30.00	70.00	100.00

Top Three Accomplishments During FY 2024

Capacitor Bank Automation across the electric system

Installation of upgraded steel poles on Riverside Drive

Completion of phase I of the Green Valley Ring Bus

Related Budgets

Electric Utility Fund (53 & 83)

FY 2024-25 Budget
Enterprise Funds - Electric Utility Fund

Department Overview

Energy Services provides electric power to approximately 31,000 City residential and business meters. This is done through construction and maintenance of an extensive transmission and distribution systems. There are 17 distribution substations, 7 transmission substations, and approximately 900 miles of transmission distribution lines. The Department also owns and operates three generation facilities with a capacity of approximately 100 MW of capacity and is also responsible for the operation and maintenance of the 138 kV system which is shared ownership with Utah Associated Municipal Power Systems (UAMPS).

Department Position Overview

Authorized FT

Admin. Prof III (2)	Energy Scada Supervisor	2021	67
Apprentice Line worker I, II & III (16)	Energy Substation Supervisor (2)	2022	74.6
Apprentice System Control Operator	Energy Substation/ Scada Superintendent	2023	74.6
Chief Energy Services Engineer	Engineer I, II, and III - Power (3)	2024	75.6
Energy/Water Customer Service Mgr (60%)	Gis/Asset Management Field Technician	2025	75.6
Energy Data Analyst I	Journeyman Energy Generation (5)		
Energy Distribution Superintendent (2)	Journeyman Energy Scada (4)		
Energy Engineering Field Supervisor	Journeyman Energy Substation (2)	Parks Supervisor - Energy	
Energy Generation Manager	Journeyman Lineworker (8)	Line Crew Supervisor (7)	
Energy Gis Analyst I	Journeyman System Control Operator (4)	Gis Analyst III	
Energy Inspections & Underground Loc I (2)	Pole Attachment Program Coordinator	Energy Services Director	
Energy Inventory Specialist	System Control Operations Manager	Energy Usage Analyst	
Energy Resource Manager	System Control Operations Supervisor		

Summary of Expenses by Category

Expense Summary	FY 2022 Actuals	FY 2023 Actuals	FY 2024 Adopted Budget	FY 2024 Projected	FY 2025 Budget	$ Diff (Budget vs. Budget)
Salaries & Benefits	7,095,551	8,400,835	10,342,633	9,261,920	10,801,401	458,768
Materials & Supplies	55,485,148	61,983,262	54,300,297	53,571,879	53,100,195	-1,200,102
Capital Outlays	6,793,686	6,696,099	7,233,000	6,765,616	6,480,500	-752,500
Debt Service	4,335,267	4,347,941	4,336,801	4,336,801	4,340,000	3,199
Transfers	3,834,808	3,911,951	5,595,500	5,364,012	5,851,912	256,412
Grand Total	**77,544,460**	**85,340,088**	**81,808,231**	**79,300,228**	**80,574,008**	**-1,234,223**

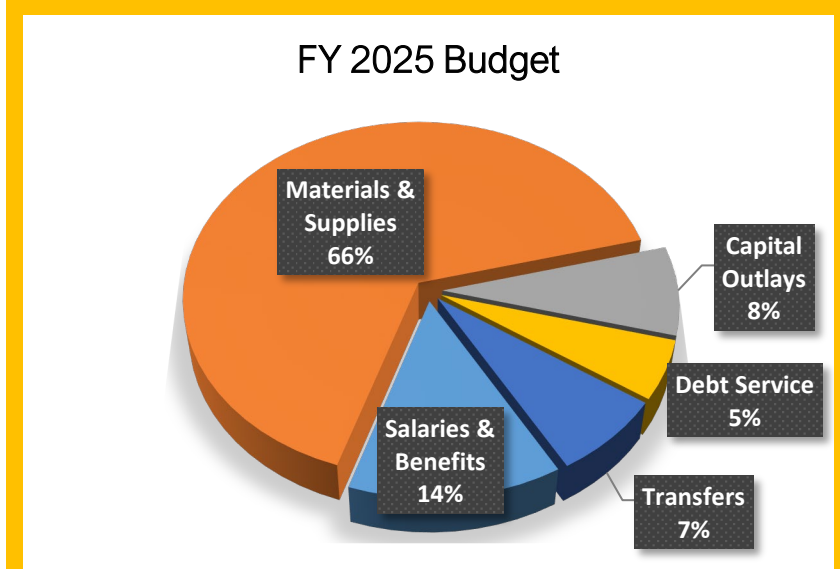

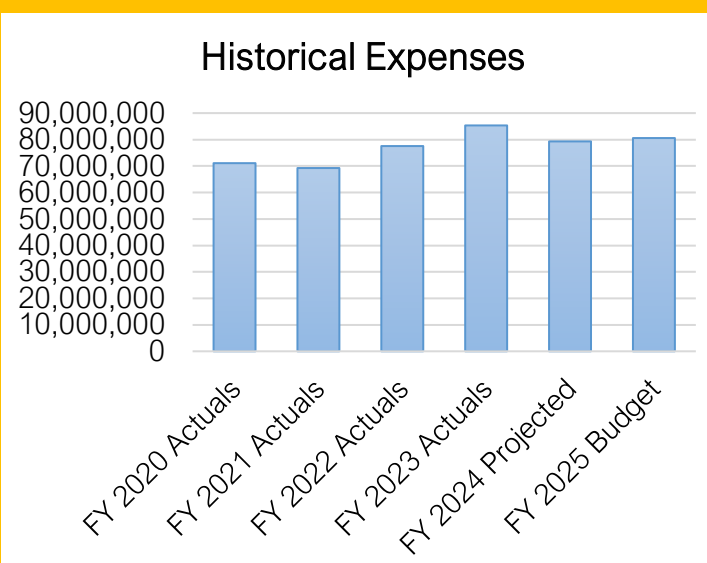

FY 2024-25 Budget
Enterprise Funds - Electric Utility Fund

Summary of Capital Outlay	FY 2025 Dept. Request	FY 2025 Proposed
5310-7300-14 MC-2 Catalysts Replacement	250,000	250,000
5316-7300-02 Parking	10,000	10,000
5313-7444-13 Replace Relays	100,000	100,000
5313-7400-07 Vactor Trailer	125,000	125,000
5313-7400-08 Meter Reader Vehicles	50,000	50,000
5313-749X7 750 Upgrade Red Cliffs	173,000	173,000
5313-7487 East Access Road	200,000	200,000
5313-7486 Underground Circuit at Dinosaur Crossing	175,000	175,000
5313-749X2 Slick Rock Transmission	200,000	200,000
5313-7444-15 Replace Battery Banks	45,000	45,000
5313-7444-14 Spare 138 and 69 kV PT and CT	100,000	100,000
5313-7467 Yard Improvements	200,000	200,000
5313-7444-10 Substation Disconnects	35,000	35,000
5313-7444-09 H&L Equipment	5,000	5,000
5313-7400-02 Crew Trucks	100,000	100,000
5313-7300-06 Insulator Change Out	130,000	130,000
5313-7300-01 AMI Metering	500,000	500,000
5310-7400-04 AC Replacement	7,500	7,500
5310-7300-16 MC-1 Generator Fan Upgrade	120,000	120,000
5310-7300-15 Air Compressor Replace	50,000	50,000
5310-7300-14 Mezzanine for Warehouse	100,000	100,000
5310-7300-10 Cat Diesel Heaters	10,000	10,000
5313-7485 Slick Rock Substation	1,200,000	1,200,000
5313-749X1 Slick Rock Circuits	150,000	150,000
5313-7476 Green Valley Ring Bus	150,000	150,000
5313-7473 Substation Fiber Optics	30,000	30,000
5313-7468-03 Switchgear	300,000	300,000
5313-7468-02 Three Phase Pad Mounted Transformers	125,000	125,000
5313-7468-01 3 Phase Transformers yard stock	125,000	125,000
5313-7466 Wood Poles	10,000	10,000
5313-7463 Dist Capacitors & Upgrades	120,000	120,000
5313-7462-01 Meters	270,000	270,000
5313-7445 Street Lights	20,000	20,000
5313-7444-11 Install Alt Station Services	10,000	10,000
5313-7444-08 Substation Shop Equipment	5,000	5,000
5313-7444-07 Control Upgrades	110,000	110,000
5313-7444-05 Replace Sectionalizer with Reclosure	80,000	80,000
5313-7444-03 Transformer Repair Parts	80,000	80,000
5313-7444-02 Spill Prevention Containment	25,000	25,000
5313-7444-01 RTAC	20,000	20,000
5313-7442-02 Transmission with Underbuild	70,000	70,000
5313-7442-01 Self Supporting Poles Upgrade	100,000	100,000
5313-7441 Single Phase Transformers	50,000	50,000
5313-7300-02 URD Circuit Upgrades	294,000	294,000
5310-7434-02 Emission Treatment for Red Rock Generation	15,000	15,000
5310-7434-01 Rebuild Cylinder Heads	30,000	30,000
5310-7400-03 DCS Main Frame Components	5,000	5,000
5310-7400-02 Control System Upgrades	3,000	3,000
5310-7400-01 Controls Replacement	4,000	4,000
5310-7300-12 Gas Chromatographs Spare Parts	5,000	5,000
5310-7300-11 DCS Controls Replace	15,000	15,000
5310-7300-09 Cat Generator Controls Upgrade	5,000	5,000
5310-7300-08 MC-2 Micronet Controls Spare Parts	15,000	15,000

FY 2024-25 Budget
Enterprise Funds - Electric Utility Fund

Summary of Capital Outlay	FY 2025 Dept. Request	FY 2025 Proposed
5310-7300-07 Generator Spare Parts	8,000	8,000
5310-7300-06 EIT SCR/COR Critical Spare Parts	15,000	15,000
5310-7300-05 CEMS Critical Spare Parts	6,000	6,000
5310-7300-04 GE Spare Parts	50,000	50,000
5310-7300-03 Chiller Critical Spare Parts	15,000	15,000
5310-7300-02 Gas Compressor Critical Spare Parts	10,000	10,000
5316-7400-01 Field Ops and Specialty Equipment	20,000	20,000
5310-7300-01 Generation Upgrades	200,000	200,000
Thor Program	-	30,000
Grand Total	**6,450,500**	**6,480,500**

FY 2024-25 Budget
Electric Utility Fund - Line Item Budget

Account Number	FY 2023 Actuals	FY 2024 Adopted Budget	FY 2024 Amended Budget	FY 2024 12-Month Estimate	FY 2025 Dept Request	FY 2025 Budget
Revenue						
Charges For Services						
53-7110 - Penalties	327,361	350,000	350,000	413,102	300,000	300,000
53-7400 - Wholesale Sales - Energy	1,380,885	1,607,366	1,607,366	847,869	1,200,000	1,200,000
53-7410 - Wholesale Sales - Gas	53,373	1,422,660	1,422,660	1,518,189	58,692	58,692
53-7500 - Small Commercial Electric	8,434,510	9,568,190	9,568,190	9,568,190	9,312,129	9,312,129
53-7510 - Residental Sales	33,744,277	37,930,777	37,930,777	37,368,771	36,277,252	36,277,252
53-7520 - Large Commercial Electric	24,358,165	25,071,036	25,071,036	25,071,036	27,144,713	27,144,713
53-7530 - Street Lighting	49,269	51,578	51,578	48,451	51,578	51,578
53-7540 - Sales To Governmental Units	1,349,980	1,253,822	1,253,822	1,499,155	1,300,000	1,300,000
53-7570 - Service Account - Labor	355,537	400,000	400,000	258,261	350,000	350,000
53-7600 - Pole Attachment Agreements	3,950	45,000	45,000	37,364	45,000	45,000
53-7640 - Connection Fees	445,579	500,000	500,000	406,358	400,000	400,000
83-7641 - Electric Impact Fees	2,642,442	3,500,000	3,500,000	2,996,187	3,000,000	3,000,000
Charges For Services Total	**73,145,328**	**81,700,429**	**81,700,429**	**80,032,933**	**79,439,364**	**79,439,364**
Contributions & Transfers						
53-7550 - Unbilled Energy Provided To Other City Facilities	1,349,386	1,383,500	1,383,500	1,159,753	1,444,600	1,444,600
53-8210 - Unbilled Utilities Provided To This Dept	59,621	62,000	62,000	54,259	61,800	61,800
Contributions & Transfers Total	**1,409,007**	**1,445,500**	**1,445,500**	**1,214,012**	**1,506,400**	**1,506,400**
Intergovernmental						
53-3100 - Federal Grants	0	1,000,000	1,000,000	1,000,000	0	0
Intergovernmental Total	**0**	**1,000,000**	**1,000,000**	**1,000,000**	**0**	**0**
Miscellaneous Revenue						
53-6100 - Interest Earnings	276,756	150,000	150,000	252,000	150,000	150,000
53-6200 - Rents And Royalties	2,400	2,400	2,400	2,400	2,400	2,400
53-6400 - Sale Of Property	2,117	0	0	7,575	0	0
53-6703 - Payments From Interfund Note	0	240,000	240,000	267,400	254,600	254,600
53-6900 - Miscellaneous Sundry Revenues	1,566,354	100,000	100,000	75,495	100,000	100,000
53-7630 - Property Sales	15,125	50,000	50,000	30,187	30,000	30,000
53-8305 - Contributions From Others	33,994	0	0	0	0	0
53-8400 - Insurance Claim Proceeds	37,262	0	0	47,205	0	0
Miscellaneous Revenue Total	**1,934,008**	**542,400**	**542,400**	**682,262**	**537,000**	**537,000**
Appropriated Fund Balance						
53-8800 - Appropriated Fund Balance	0	0	127,390	-3,628,979	0	-908,756
Appropriated Fund Balance Total	**0**	**0**	**127,390**	**-3,628,979**	**0**	**-908,756**
Revenue Total	**76,488,343**	**84,688,329**	**84,815,719**	**79,300,228**	**81,482,764**	**80,574,008**
Expense						
Salaries & Benefits						
53-1100 - Salaries & Wages Full/Time	6,252,819	7,119,993	7,119,993	6,470,392	7,574,430	7,608,062
53-1200 - Salaries & Wages Part/Time	0	15,000	15,000	0	15,000	15,000
53-1210 - Overtime Pay	126,710	106,000	106,000	136,165	106,000	106,000
53-1300 - Fica	470,558	553,937	553,937	489,593	588,706	591,274
53-1310 - Insurance Benefits	954,694	1,354,519	1,354,519	1,052,830	1,285,470	1,286,012
53-1320 - Retirement Benefits	596,054	1,193,184	1,193,184	1,112,940	1,217,522	1,195,053
Salaries & Benefits Total	**8,400,835**	**10,342,633**	**10,342,633**	**9,261,920**	**10,787,128**	**10,801,401**
Materials & Supplies						
53-2100 - Subscriptions & Memberships	37,703	46,950	46,950	37,649	47,400	47,400
53-2200 - Ordinances & Publications	1,530	1,000	1,000	0	1,000	1,000
53-2300 - Travel & Training	77,687	81,500	81,500	119,081	80,000	80,000
53-2351 - Training	86,052	81,175	81,175	84,159	70,700	70,700

FY 2024-25 Budget
Electric Utility Fund - Line Item Budget

Account Number	FY 2023 Actuals	FY 2024 Adopted Budget	FY 2024 Amended Budget	FY 2024 12-Month Estimate	FY 2025 Dept Request	FY 2025 Budget
53-2400 - Office Supplies	12,791	10,000	10,000	10,000	10,000	10,000
53-2410 - Credit Card Discounts	522,742	400,000	400,000	589,996	500,000	500,000
53-2430 - Computer Software	181,647	94,730	94,730	96,068	104,152	104,152
53-2500 - Equip Supplies & Maintenance	21,984	56,000	56,000	20,634	41,000	41,000
53-2531 - Transformer Repairs	0	5,000	5,000	0	5,000	5,000
53-2540 - Diesel Maintenance	33,527	23,300	23,300	23,300	23,800	23,800
53-2551 - Hydro Expense	2,963	2,500	2,500	2,500	2,500	2,500
53-2570 - Uamps Blmington Generation	11,242	25,000	25,000	25,000	25,000	25,000
53-2580 - Millcreek Gen. Facility	381,850	556,196	556,196	556,196	325,621	325,621
53-2590 - Sunsmart O & M	996	5,000	5,000	772	5,000	5,000
53-2600 - Buildings And Grounds	69,756	85,500	85,500	52,925	85,500	85,500
53-2670 - Fuel	103,613	100,000	100,000	93,521	120,000	120,000
53-2680 - Fleet Maintenance	131,231	100,000	100,000	107,895	120,000	120,000
53-2800 - Telephone	40,854	51,510	51,510	38,525	51,510	51,510
53-2910 - Power Bills	271	0	0	278	0	0
53-3100 - Professional & Tech. Services	354,909	465,970	443,670	199,656	483,044	496,344
53-3300 - Public Relations	30,480	6,000	6,000	3,649	8,000	8,000
53-4500 - Uniforms	35,777	51,280	51,280	37,787	49,080	49,080
53-4810 - Diesel Fuel Purchased	54,852	20,000	20,000	147,825	80,000	80,000
53-4830 - Natural Gas Purchases	8,465,806	10,267,166	10,267,166	7,073,743	7,924,933	7,924,933
53-4831 - Elec/Transmission Purchased	50,093,603	40,482,120	40,482,120	42,519,880	41,702,959	41,702,959
53-4840 - Tools And Accessories	107,100	161,000	161,000	135,351	127,200	127,200
53-4850 - Street Lighting	41,856	50,000	50,000	46,998	50,000	50,000
53-4923 - Distrubution Repair & Maint.	549,118	395,000	395,000	368,395	400,000	400,000
53-5100 - Insurance And Surety Bonds	314,950	341,400	341,400	374,176	408,496	408,496
53-5300 - Interest Expense	44,716	30,000	30,000	142,563	30,000	30,000
53-5400 - Lease Payments	0	150,000	150,000	471,370	50,000	50,000
53-5600 - Bad Debt Expense	165,434	150,000	150,000	186,987	150,000	150,000
53-6100 - Sundry Charges	6,223	5,000	5,000	5,000	5,000	5,000
Materials & Supplies Total	**61,983,262**	**54,300,297**	**54,277,997**	**53,571,879**	**53,086,895**	**53,100,195**
Capital Outlays						
53-7300 - Improvements	955,374	1,673,000	1,673,000	1,207,580	1,808,000	1,808,000
53-7400 - Equipment Purchases	370,393	221,000	243,300	238,687	314,500	344,500
53-7434 - Diesel Plant	20,741	45,000	45,000	45,000	45,000	45,000
53-7441 - Single Phase Transformers	9,085	50,000	50,000	49,583	50,000	50,000
53-7442 - Transmission	190,739	140,000	140,000	140,000	170,000	170,000
53-7444 - Substations	222,170	280,000	280,000	285,091	615,000	615,000
53-7445 - Street Light Improvements	0	20,000	20,000	20,000	20,000	20,000
53-7462 - Meters	201,333	371,000	371,000	261,340	270,000	270,000
53-7463 - Dist Capacitors & Upgrades Due To Growth	141,143	100,000	100,000	176,958	120,000	120,000
53-7466 - Wood Poles	116,700	80,000	80,000	80,000	10,000	10,000
53-7467 - Yard Improvements (Additional Extension)	850,391	0	0	0	200,000	200,000
53-7468 - Padmounted Switchgear And Transformers	272,485	350,000	350,000	507,295	550,000	550,000
53-7472 - Line To Canyon View Substation	1,067,878	0	0	14,461	0	0
53-7473 - Substation Fiber Optic Projects	249	5,000	54,751	5,176	30,000	30,000
53-7474 - Green Valley Sub Upgrade	19,861	0	77,639	70,658	0	0
53-7475 - Canyon View Substation	1,533,059	0	0	0	0	0
53-7476 - Green Valley Sub Ring Bus 138 Kv	0	1,200,000	1,200,000	1,172,609	150,000	150,000
53-7481 - Pineview Substation	514,045	0	0	0	0	0
53-7482 - Circuit From Canyon View	139,578	100,000	100,000	55,246	0	0
53-7483 - Circuits From Pineview	70,875	0	0	0	0	0
53-7484 - Millcreek Battery	0	2,250,000	2,250,000	2,250,000	0	0
53-7485 - Slick Rock Substation	0	60,000	60,000	60,932	1,200,000	1,200,000
53-7486 - Underground Circuit at Dino Crossing	0	125,000	125,000	125,000	175,000	175,000
53-7487 - East Access Road	0	163,000	163,000	0	200,000	200,000
53-7301 - Slick Rock Transmission	0	0	0	0	200,000	200,000

FY 2024-25 Budget
Electric Utility Fund - Line Item Budget

Account Number	FY 2023 Actuals	FY 2024 Adopted Budget	FY 2024 Amended Budget	FY 2024 12-Month Estimate	FY 2025 Dept Request	FY 2025 Budget
53-7302 - Upgrade Red Cliffs	0	0	0	0	173,000	173,000
53-7new - Slick Rock Circuits	0	0	0	0	150,000	150,000
Capital Outlays Total	**6,696,099**	**7,233,000**	**7,382,690**	**6,765,616**	**6,450,500**	**6,480,500**
Debt Service						
53-8100 - Principal On Bonds	2,692,000	2,780,000	2,780,000	2,780,000	2,888,000	2,888,000
53-8200 - Interest On Bonds	1,655,941	1,556,801	1,556,801	1,556,801	1,452,000	1,452,000
Debt Service Total	**4,347,941**	**4,336,801**	**4,336,801**	**4,336,801**	**4,340,000**	**4,340,000**
Transfers						
53-9100 - Transfers To Other Funds	2,502,944	4,150,000	4,150,000	4,150,000	4,345,512	4,345,512
53-9120 - Unbilled Utilities Provided To Other Deptartments	1,349,386	1,383,500	1,383,500	1,159,753	1,444,600	1,444,600
53-9200 - Unbilled Utilities Provided To This Dept	59,621	62,000	62,000	54,259	61,800	61,800
Transfers Total	**3,911,951**	**5,595,500**	**5,595,500**	**5,364,012**	**5,851,912**	**5,851,912**
Expense Total	**85,340,088**	**81,808,231**	**81,935,621**	**79,300,228**	**80,516,435**	**80,574,008**

FY 2024-25 Budget
Enterprise Funds - Refuse Collection Fund

Department Overview

The City contracts with Washington County Solid Waste District (WCSWD) to collect and dispose solid waste, and curbside recycling was added in 2016, for residential citizens. WCSWD supplies solid waste containers and schedules pick-up dates. The City bills and collects monthly payments for solid waste services and curbside recycling as part of the utility billings for electric, water, and wastewater and therefore citizens receive only one unified billing which enhances their payment convenience and options for method of payment. A fraction of the monthly fees are kept by the City for their billing services, and the remainder is remitted to WCSWD.

Department Position Overview

There are no positions funded in this department.

Authorized FT

2021	0
2022	0
2023	0
2024	0
2025	0

Summary of Expenses by Category

Expense Summary	FY 2022 Actuals	FY 2023 Actuals	FY 2024 Adopted Budget	FY 2024 Projected	FY 2025 Budget	$ Diff (Budget vs. Budget)
Materials & Supplies	6,768,509	7,602,609	8,059,500	8,015,983	8,587,500	528,000
Transfers	400,000	360,000	400,000	400,000	450,000	50,000
Grand Total	**7,168,509**	**7,962,609**	**8,459,500**	**8,415,983**	**9,037,500**	**578,000**

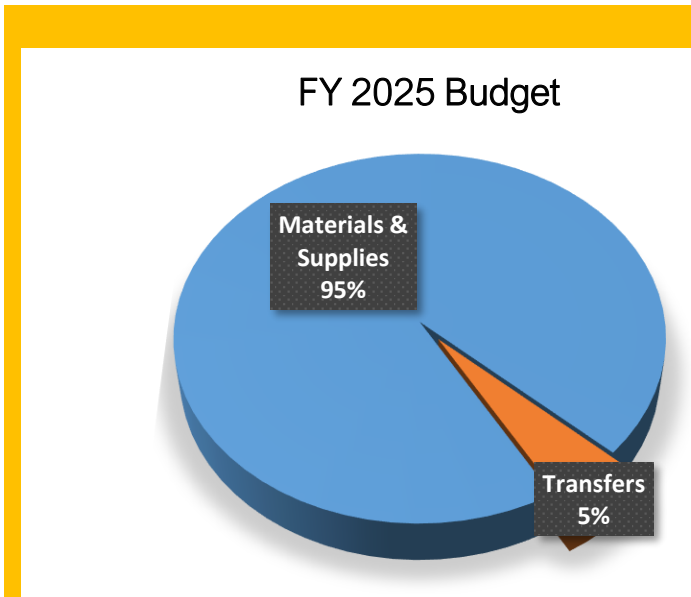

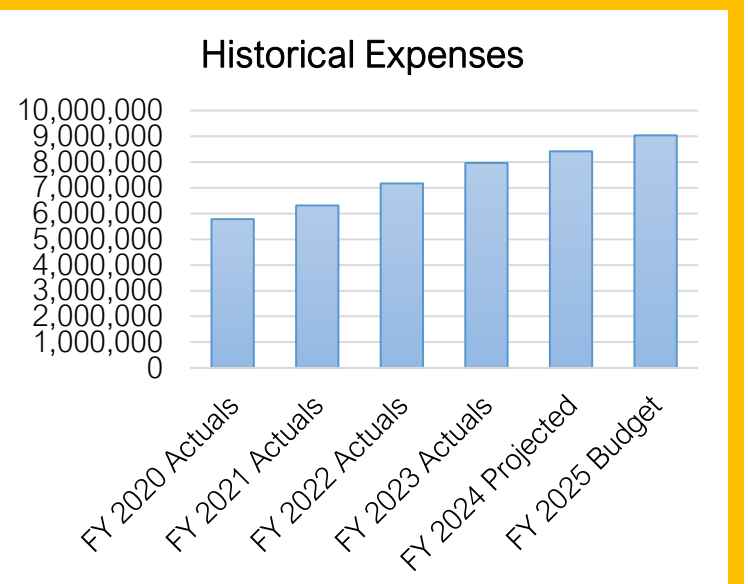

Summary of Capital Outlay

There are no capital project requests this year.

FY 2024-25 Budget
Refuse Collection Utility Fund (57) - Line Item Budget

Account Number	FY 2023 Actuals	FY 2024 Adopted Budget	FY 2024 Amended Budget	FY 2024 12-Month Estimate	FY 2025 Dept Request	FY 2025 Budget
Revenue						
Charges For Services						
57-4431 - Refuse Collection Fees	6,294,206	6,550,000	6,550,000	6,512,000	6,900,000	6,900,000
57-4460 - Recycling Collection Fees	1,862,713	1,970,000	1,970,000	1,964,000	2,140,000	2,140,000
Charges For Services Total	**8,156,919**	**8,520,000**	**8,520,000**	**8,476,000**	**9,040,000**	**9,040,000**
Miscellaneous Revenue						
57-6100 - Interest Earnings	33,527	2,000	2,000	46,000	2,000	2,000
Miscellaneous Revenue Total	**33,527**	**2,000**	**2,000**	**46,000**	**2,000**	**2,000**
Appropriated Fund Balance						
57-8800 - Appropriated Fund Balance	0	0	0	-106,017	0	-4,500
Appropriated Fund Balance Total	**0**	**0**	**0**	**-106,017**	**0**	**-4,500**
Revenue Total	**8,190,446**	**8,522,000**	**8,522,000**	**8,415,983**	**9,042,000**	**9,037,500**
Expense						
Materials & Supplies						
57-2410 - Credit Card Discounts	62,001	85,000	85,000	74,235	88,000	88,000
57-3100 - Professional & Tech. Services	683	1,500	1,500	737	1,500	1,500
57-5600 - Bad Debt Expense	23,921	23,000	23,000	21,248	23,000	23,000
57-6303 - Payments To Solid Waste Dist.	7,516,004	7,950,000	7,950,000	7,919,763	8,475,000	8,475,000
57-6100 - Sundry Charges	0	0	0	0	4,500	0
Materials & Supplies Total	**7,602,609**	**8,059,500**	**8,059,500**	**8,015,983**	**8,592,000**	**8,587,500**
Transfers						
57-9100 - Transfers To Other Funds	360,000	400,000	400,000	400,000	450,000	450,000
Transfers Total	**360,000**	**400,000**	**400,000**	**400,000**	**450,000**	**450,000**
Expense Total	**7,962,609**	**8,459,500**	**8,459,500**	**8,415,983**	**9,042,000**	**9,037,500**

FY 2024-25 Budget
Enterprise Funds - Municipal Building Authority Fund

Department Overview

The St. George Municipal Building Authority (MBA) was created in 1993 and is an enterprise fund used to account for lease purchase bonds issued for construction of various projects throughout the City, that will be owned by this fund and leased to other funds. The other funds make lease payments equal to the debt service on the related bonds. The major project in this fund is the City Hall Parking Structure project.

Department Position Overview

There are no positions funded in this department.

Authorized FT	
2021	0
2022	0
2023	0
2024	0
2025	0

Summary of Expenses by Category

Expense Summary	FY 2022 Actuals	FY 2023 Actuals	FY 2024 Adopted Budget	FY 2024 Projected	FY 2025 Budget	$ Diff (Budget vs. Budget)
Materials & Supplies	702	693	1,700	142,159	0	-1,700
Capital Outlays	0	0	10,771,500	3,075,123	7,555,000	-3,216,500
Debt Service	0	0	0	0	0	0
Transfers	0	0	0	0	0	0
Grand Total	**702**	**693**	**10,773,200**	**3,217,282**	**7,555,000**	**-3,218,200**

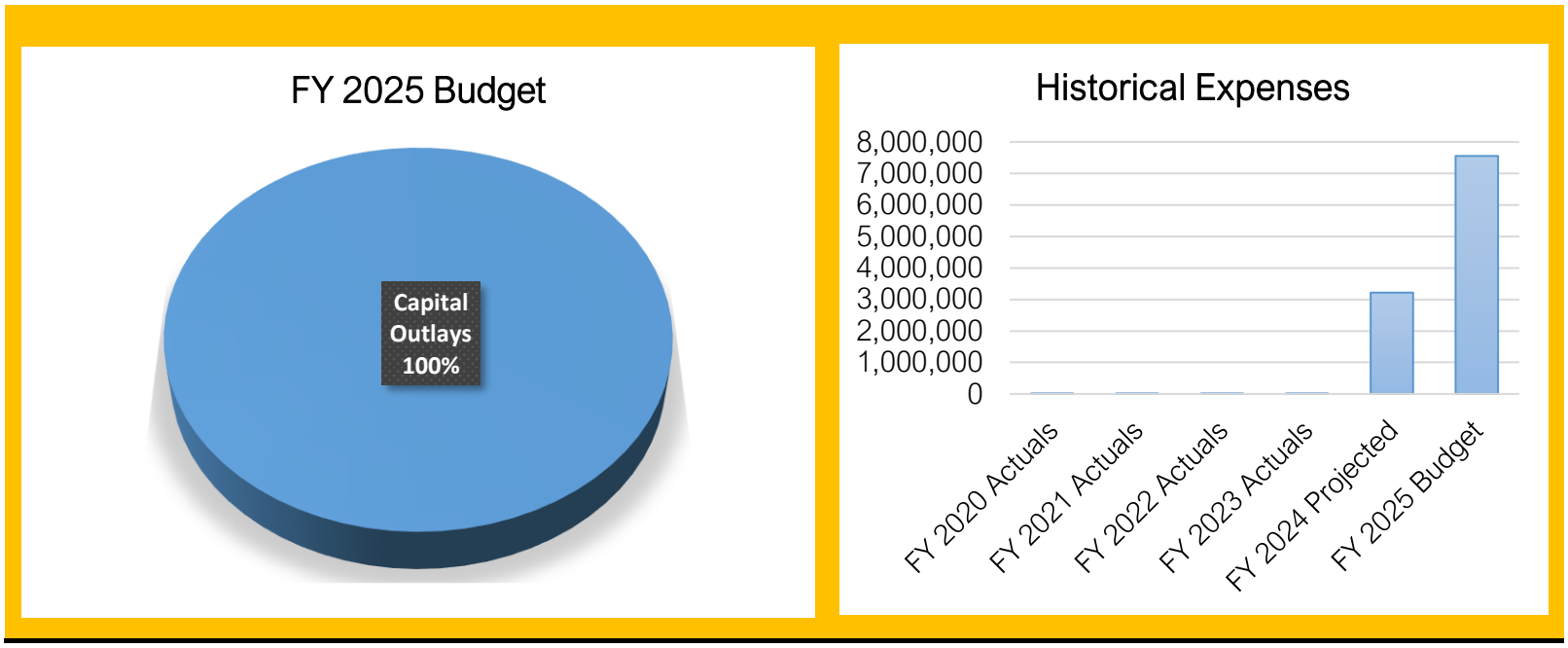

Summary of Capital Outlay

	FY 2025 Dept. Request	FY 2025 Proposed
City Hall Parking Structure	7,555,000	7,555,000
Grand Total	**7,555,000**	**7,555,000**

FY 2024-25 Budget
Municipal Building Authority Fund (43) - Line Item Budget

Account Number	FY 2023 Actuals	FY 2024 Adopted Budget	FY 2024 Amended Budget	FY 2024 12-Month Estimate	FY 2025 Dept Request	FY 2025 Budget
Revenue						
Contributions & Transfers						
43-8200 - Transfers From Other Funds	0	771,500	771,500	771,500	0	0
Contributions & Transfers Total	**0**	**771,500**	**771,500**	**771,500**	**0**	**0**
Miscellaneous Revenue						
43-6100 - Interest Earnings	824	1,200	1,200	341,000	1,200	1,200
Miscellaneous Revenue Total	**824**	**1,200**	**1,200**	**341,000**	**1,200**	**1,200**
Debt Issuance						
43-6700 - Sale Of Bonds	0	10,000,000	10,000,000	10,000,000	0	0
Debt Issuance Total	**0**	**10,000,000**	**10,000,000**	**10,000,000**	**0**	**0**
Appropriated Fund Balance						
43-8800 - Appropriated Fund Balance	0	0	0	-7,895,218	0	7,553,800
Appropriated Fund Balance Total	**0**	**0**	**0**	**-7,895,218**	**0**	**7,553,800**
Revenue Total	**824**	**10,772,700**	**10,772,700**	**3,217,282**	**1,200**	**7,555,000**
Expense						
Materials & Supplies						
43-2200 - Ordinances & Publications	0	500	500	10	0	0
43-2400 - Office Supplies	0	200	200	0	0	0
43-3100 - Professional & Tech. Services	693	1,000	1,000	772	0	0
43-3112 - Bond Issuance Costs	0	0	141,377	141,377	0	0
Materials & Supplies Total	**693**	**1,700**	**143,077**	**142,159**	**0**	**0**
Capital Outlays						
43-7593 - City Facilities Parking	0	0	10,630,123	3,075,123	7,555,000	7,555,000
43-7958 - City Hall Parking Structure	0	10,771,500	0	0	0	0
Capital Outlays Total	**0**	**10,771,500**	**10,630,123**	**3,075,123**	**7,555,000**	**7,555,000**
Expense Total	**693**	**10,773,200**	**10,773,200**	**3,217,282**	**7,555,000**	**7,555,000**

FY 2024-25 Budget
Enterprise Funds - Drainage Utility Fund

Department Overview

In June 2003, the City adopted the Drainage Utility Fee whereby residential and non-residential customers pay a monthly drainage fee per Equivalent Residential Units (ERU) which are determined based on the amount of non-pervious surface. The Drainage Utility fee is used for planning, designing, constructing and maintaining the City storm water system. These funds are often combined with Drainage Impact funds to meet capital storm water improvement needs of the City. The City's objective is to provide a city-wide system with a capacity of at least a ten-year storm.

Department Position Overview

There are no positions funded in this department.

Authorized FT	
2021	0
2022	0
2023	0
2024	0
2025	0

Summary of Expenses by Category

Expense Summary	FY 2022 Actuals	FY 2023 Actuals	FY 2024 Adopted Budget	FY 2024 Projected	FY 2025 Budget	$ Diff (Budget vs. Budget)
Materials & Supplies	104,412	103,882	84,000	103,500	84,000	0
Capital Outlays	0	0	0	0	0	0
Transfers	4,389,893	4,574,235	5,741,953	2,504,958	7,631,935	1,889,982
Grand Total	4,494,304	4,678,117	5,825,953	2,608,458	7,715,935	1,889,982

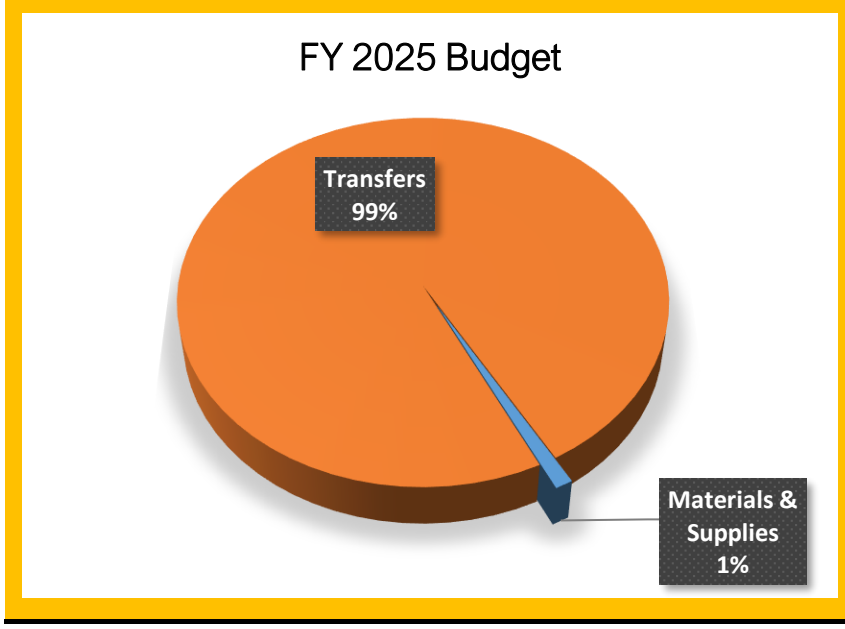

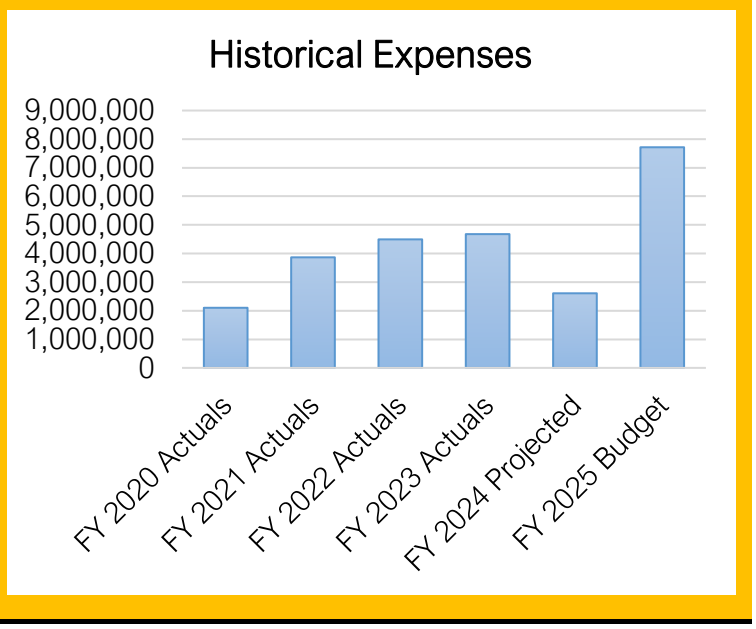

Summary of Capital Outlay

Capital projects for this fund are accounted for in the Public Works Capital Project Fund. The Transfer-out reflected in this fund is to pay for the projects planned for FY 2025 budgeted for in the Public Works Capital Project Fund (87) as detailed in that section of this year's budget.

FY 2024-25 Budget
Drainage Utility Fund (59) - Line Item Budget

Account Number	FY 2023 Actuals	FY 2024 Adopted Budget	FY 2024 Amended Budget	FY 2024 12-Month Estimate	FY 2025 Dept Request	FY 2025 Budget
Revenue						
Charges For Services						
59-7301 - Drainage Fees	4,010,584	5,900,000	5,900,000	5,400,000	5,400,000	5,400,000
Charges For Services Total	**4,010,584**	**5,900,000**	**5,900,000**	**5,400,000**	**5,400,000**	**5,400,000**
Miscellaneous Revenue						
59-6100 - Interest Earnings	186,611	40,000	40,000	180,000	40,000	40,000
Miscellaneous Revenue Total	**186,611**	**40,000**	**40,000**	**180,000**	**40,000**	**40,000**
Appropriated Fund Balance						
59-8800 - Appropriated Fund Balance	0	0	462,773	-2,971,542	0	2,275,935
Appropriated Fund Balance Total	**0**	**0**	**462,773**	**-2,971,542**	**0**	**2,275,935**
Revenue Total	**4,197,195**	**5,940,000**	**6,402,773**	**2,608,458**	**5,440,000**	**7,715,935**
Expense						
Materials & Supplies						
59-2410 - Credit Card Discounts	29,938	25,000	25,000	40,000	25,000	25,000
59-3100 - Professional & Tech. Services	64,119	50,000	50,000	50,000	50,000	50,000
59-5600 - Bad Debt Expense	9,825	9,000	9,000	13,500	9,000	9,000
Materials & Supplies Total	**103,882**	**84,000**	**84,000**	**103,500**	**84,000**	**84,000**
Transfers						
59-9100 - Transfers To Other Funds	4,574,235	5,741,953	6,204,726	2,504,958	7,631,935	7,631,935
Transfers Total	**4,574,235**	**5,741,953**	**6,204,726**	**2,504,958**	**7,631,935**	**7,631,935**
Expense Total	**4,678,117**	**5,825,953**	**6,288,726**	**2,608,458**	**7,715,935**	**7,715,935**

THIS PAGE INTENTIONALLY LEFT BLANK

FY 2024-25 Budget
Capital Project Funds

Service Area Overview

Capital Projects Funds (CPF) are used to account for the resources used to acquire, construct, and improve major capital facilities, other than those financed by Enterprise Funds. These funds are typically multi-year projects which carryover from year-to-year until the individual project is completed. The principal source of revenue for these funds comes from impact fees paid on new construction, grants, developer contributions and bond proceeds.

Departments	FY 2023 Actuals	FY 2024 Adopted Budget	FY 2024 Amended Budget	FY 2025 Budget	$ Diff from Adopted	% Diff from Adopted	# of Full-Time Personnel
General Capital Projects Fund (40)	19,655,730	49,912,760	50,362,760	35,487,104	-14,425,656	-28.9%	-
Economic Development Projects Fund (41)	293,684	415,700	415,700	520,521	104,821	25.2%	-
Regional Airport Capital Projects Fund (88)	1,800,211	17,656,500	22,906,500	17,703,932	47,432	0.3%	-
Park Impact Fund (44)	4,667,732	5,013,030	8,153,507	6,401,031	1,388,001	27.7%	-
Fire Dept Impact Fund (48)	1,149,827	5,532,351	5,532,351	1,910,100	-3,622,251	-65.5%	-
Police Dept Impact Fund (49)	555,450	308,455	308,455	45,100	-263,355	-85.4%	-
Public Works Capital Projects Fund (87)	20,562,928	56,685,300	56,685,300	65,735,300	9,050,000	16.0%	-
Street Impact Fund (45)	2,813,666	6,785,000	6,785,000	7,960,000	1,175,000	17.3%	-
Drainage Impact Fund (47)	799,767	720,000	720,000	820,000	100,000	13.9%	-
Transportation Improvement Fund (27)	11,466,165	33,485,160	33,485,160	42,280,000	8,794,840	26.3%	-
Recreation Bond Project Fund (85)	0	0	0	13,658,162	13,658,162	0.0%	-
Grand Total	**63,765,160**	**176,514,256**	**185,354,733**	**192,521,250**	**16,006,994**	**9.1%**	**-**

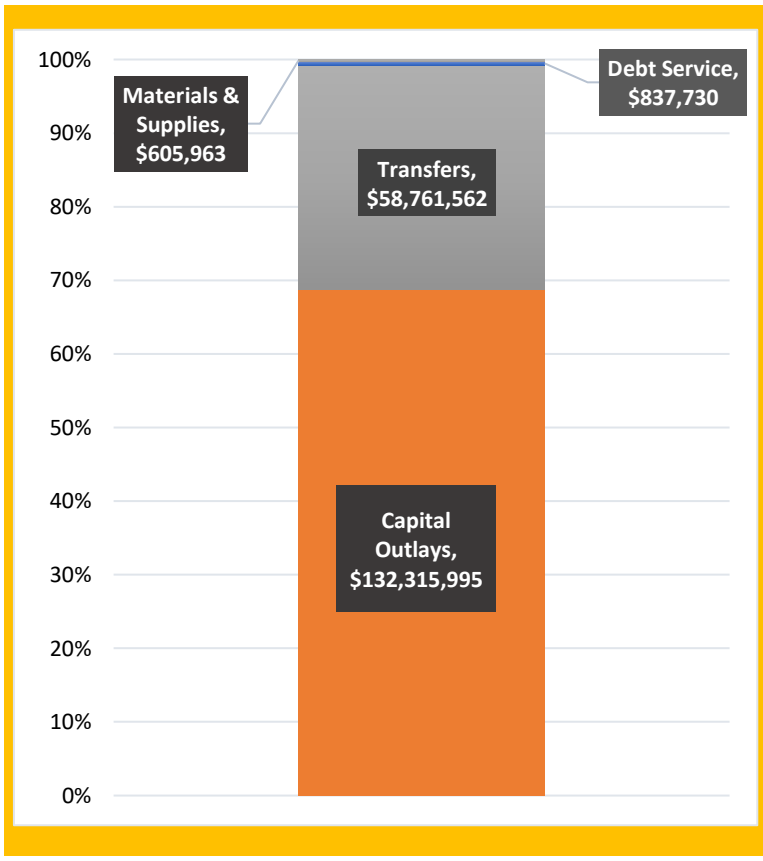

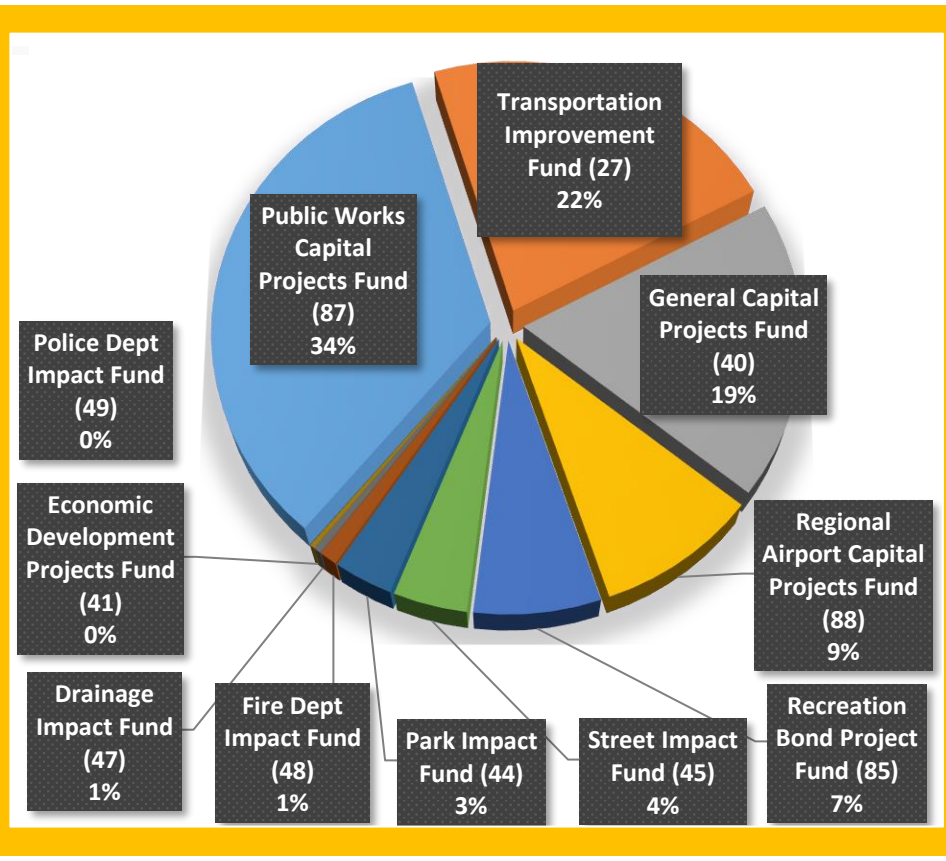

FY 2024-25 Budget
Capital Project Funds - General Capital Project Fund

Department Overview

The General Capital Projects Fund is for funding large one-time capital projects that usually span multiple fiscal years. At the end of each fiscal year, a portion of surplus revenues in the General Fund are transferred into this fund for future allocations which primarily support new projects or significant repair and replacement projects for General Fund departments.

Department Position Overview

There are no full-time positions funded in this budget.

Authorized FT	
2021	0
2022	0
2023	0
2024	0
2025	0

Summary of Expenses by Category

Expense Summary	FY 2022 Actuals	FY 2023 Actuals	FY 2024 Adopted Budget	FY 2024 Projected	FY 2025 Budget	$ Diff (Budget vs. Budget)
Materials & Supplies	4,080	5,701	349,632	197,440	442	-349,190
Capital Outlays	3,242,647	5,646,808	46,816,720	13,414,818	31,620,532	-15,196,188
Debt Service	242,233	237,221	243,466	440,021	837,730	594,264
Transfers	1,617,218	13,766,000	2,502,942	2,802,942	3,028,400	525,458
Grand Total	**5,106,178**	**19,655,730**	**49,912,760**	**16,855,221**	**35,487,104**	**-14,425,656**

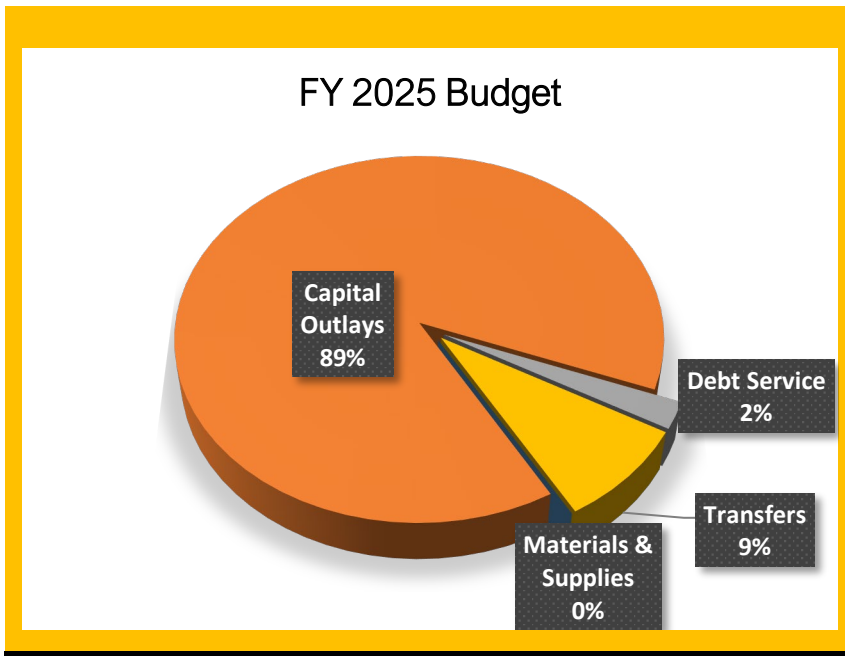

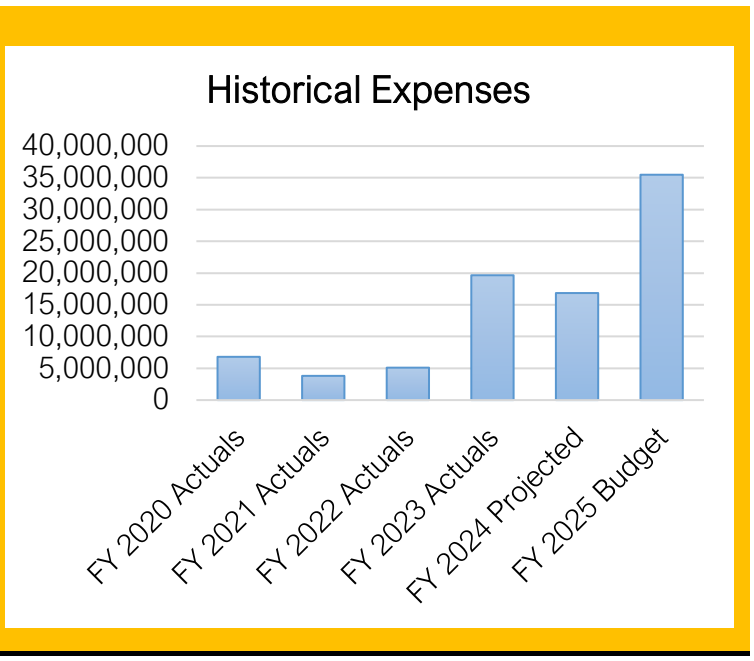

Summary of Capital Outlay

	FY 2025 Dept. Request	FY 2025 Proposed
Police Department Evidence Storage Expansion	30,000	30,000
Tonaquint Cemetery Expansion	2,870,000	2,870,000
City Hall Construction	21,704,653	21,704,653
Police Department remodel and expansion	150,000	150,000
Design services for a new Animal Shelter	151,055	151,055
Fire Station 1 Headquarters Replacement 85 S 400 E	6,714,824	6,714,824
Grand Total	**31,620,532**	**31,620,532**

FY 2024-25 Budget
General Capital Projects Fund (40) - Line Item Budget

Account Number	FY 2023 Actuals	FY 2024 Adopted Budget	FY 2024 Amended Budget	FY 2024 12-Month Estimate	FY 2025 Dept Request	FY 2025 Budget
Revenue						
Contributions & Transfers						
40-8200 - Transfers From Other Funds	7,677,685	10,127,450	9,874,358	17,609,464	4,496,950	4,496,950
Contributions & Transfers Total	**7,677,685**	**10,127,450**	**9,874,358**	**17,609,464**	**4,496,950**	**4,496,950**
Miscellaneous Revenue						
40-6200 - Rents And Royalties	10,800	10,800	10,800	10,800	10,800	10,800
40-6400 - Sale Of Property	0	0	0	1,495,722	0	0
40-8300 - Contributions From Private	0	0	0	30,000	0	0
40-8304 - Contributions	11,000,000	0	30,000	0	0	0
Miscellaneous Revenue Total	**11,010,800**	**10,800**	**40,800**	**1,536,522**	**10,800**	**10,800**
Debt Issuance						
40-6700 - Sale Of Bonds	0	10,000,000	10,000,000	10,000,000	0	0
Debt Issuance Total	**0**	**10,000,000**	**10,000,000**	**10,000,000**	**0**	**0**
Appropriated Fund Balance						
40-8800 - Appropriated Fund Balance	0	29,774,510	30,447,602	-12,290,765	800,000	30,979,354
Appropriated Fund Balance Total	**0**	**29,774,510**	**30,447,602**	**-12,290,765**	**800,000**	**30,979,354**
Revenue Total	**18,688,485**	**49,912,760**	**50,362,760**	**16,855,221**	**5,307,750**	**35,487,104**
Expense						
Materials & Supplies						
40-3100 - Professional & Tech. Services	5,548	184,432	184,432	19,929	0	0
40-3112 - Bond Issuance Costs	0	165,000	165,000	177,109	0	0
40-5100 - Insurance And Surety Bonds	153	200	200	402	442	442
Materials & Supplies Total	**5,701**	**349,632**	**349,632**	**197,440**	**442**	**442**
Capital Outlays						
40-7100 - Land Purchases	2,729,972	0	0	2,200,000	0	0
40-7300 - Improvements	0	100,000	250,000	550,000	0	0
40-7400 - Equipment Purchases	0	25,000	25,000	0	0	0
40-7593 - City Facilities Parking - Phase 1A	86,965	0	0	0	0	0
40-7595 - City Hall Expansion - Phase 2	0	75,000	75,000	0	150,000	150,000
40-7596 - Police Builiding Expansion - Phase 3	98,888	43,000	43,000	0	0	0
40-7955 - Temple Springs Park	1,568	0	0	0	0	0
40-7957 - Performing Arts Center	1,000,000	0	0	0	0	0
40-7958 - New City Hall Downtown	857,865	30,823,720	30,823,720	7,234,884	21,704,653	21,704,653
40-7959 - Facilities Services Building	1,841	500,000	500,000	60,000	0	0
40-7962 - Fire Station Hq Replacement	767,404	12,230,000	12,230,000	2,779,148	6,714,824	6,714,824
40-7963 - Wells Fargo ATM Relocation	102,305	0	0	540,786	0	0
40-7964 - Animal Shelter Expansion	0	120,000	120,000	50,000	181,055	181,055
40-7782 - Tonaquint Cemetery Expansion	0	2,900,000	2,900,000	0	2,870,000	2,870,000
Capital Outlays Total	**5,646,808**	**46,816,720**	**46,966,720**	**13,414,818**	**31,620,532**	**31,620,532**
Debt Service						
40-8100 - Principal On Bonds	237,221	237,221	237,221	237,221	390,780	390,780
40-8205 - Interest On Notes	0	6,245	6,245	6,245	0	0
40-8200 - Interest On Bonds	0		0	196,555	446,950	446,950
Debt Service Total	**237,221**	**243,466**	**243,466**	**440,021**	**837,730**	**837,730**
Transfers						
40-9100 - Transfers To Other Funds	13,766,000	2,502,942	2,802,942	2,802,942	2,784,400	3,028,400
Transfers Total	**13,766,000**	**2,502,942**	**2,802,942**	**2,802,942**	**2,784,400**	**3,028,400**
Expense Total	**19,655,730**	**49,912,760**	**50,362,760**	**16,855,221**	**35,243,104**	**35,487,104**

FY 2024-25 Budget
Capital Project Funds - Economic Development Capital Project Fund

Department Overview

The Economic Development Project Fund was the former industrial park capital project fund which was converted to an economic development fund to be used for the accumulation of assets to attract industry, purchase property, and to provide a source of funds for City participation in activities or projects which support economic growth throughout the City.

Department Position Overview

There are no full-time positions funded in this budget.

Authorized FT	
2021	0
2022	0
2023	0
2024	0
2025	0

Summary of Expenses by Category

Expense Summary	FY 2022 Actuals	FY 2023 Actuals	FY 2024 Adopted Budget	FY 2024 Projected	FY 2025 Budget	$ Diff (Budget vs. Budget)
Materials & Supplies	65,455	43,684	165,700	129,465	270,521	104,821
Capital Outlays	482,551	0	0	0	0	0
Debt Service	0	0	0	0	0	0
Transfers	651,000	250,000	250,000	250,000	250,000	0
Grand Total	**1,199,006**	**293,684**	**415,700**	**379,465**	**520,521**	**104,821**

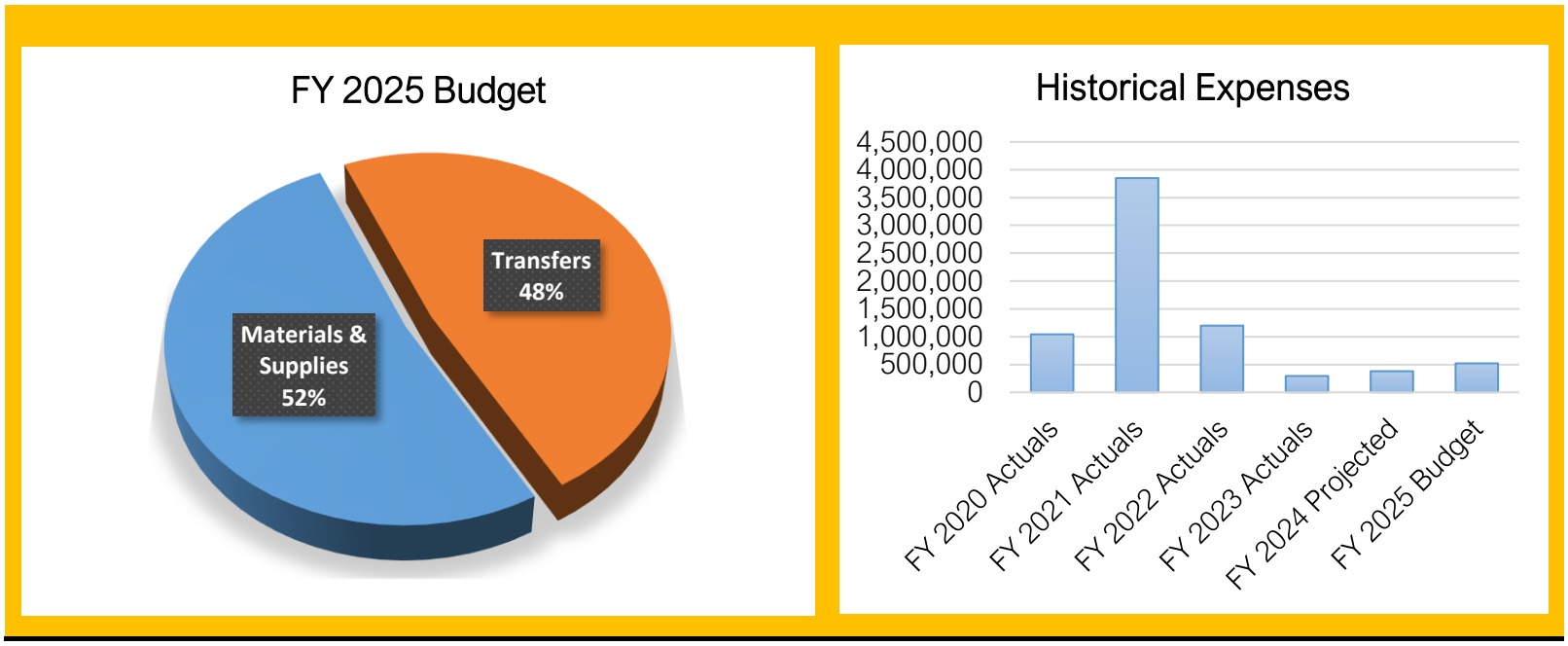

Summary of Capital Outlay

There are no capital projects in this fund this fiscal year.

FY 2024-25 Budget
Economic Development Projects Fund (41) - Line Item Budget

Account Number	FY 2023 Actuals	FY 2024 Adopted Budget	FY 2024 Amended Budget	FY 2024 12-Month Estimate	FY 2025 Dept Request	FY 2025 Budget
Revenue						
Contributions & Transfers						
41-8300 - Contributions From Private	0	0	0	0	0	10,000
Contributions & Transfers Total	**0**	**0**	**0**	**0**	**0**	**10,000**
Miscellaneous Revenue						
41-6100 - Interest Earnings	162,815	101,200	101,200	215,000	101,200	101,200
41-6200 - Rents And Royalties	176,845	185,160	185,160	134,800	73,650	73,650
41-6703 - Payments From Interfund Note	-172,931	72,500	72,500	72,500	72,500	72,500
Miscellaneous Revenue Total	**166,729**	**358,860**	**358,860**	**422,300**	**247,350**	**247,350**
Appropriated Fund Balance						
41-8800 - Appropriated Fund Balance	0	56,840	56,840	-42,835	0	263,171
Appropriated Fund Balance Total	**0**	**56,840**	**56,840**	**-42,835**	**0**	**263,171**
Revenue Total	**166,729**	**415,700**	**415,700**	**379,465**	**247,350**	**520,521**
Expense						
Materials & Supplies						
41-2935 - Privilege Property Taxes	18,181	19,000	19,000	13,919	19,000	19,000
41-3100 - Professional & Tech. Services	4,341	70,500	70,500	94,618	180,500	180,500
41-5100 - Insurance And Surety Bonds	1,162	1,200	1,200	928	1,021	1,021
41-6100 - Sundry Charges	20,000	35,000	35,000	20,000	30,000	30,000
41-6205 - Refresh Downtown Storefront Grants	0	40,000	40,000	0	40,000	40,000
Materials & Supplies Total	**43,684**	**165,700**	**165,700**	**129,465**	**270,521**	**270,521**
Transfers						
41-9100 - Transfers To Other Funds	250,000	250,000	250,000	250,000	250,000	250,000
Transfers Total	**250,000**	**250,000**	**250,000**	**250,000**	**250,000**	**250,000**
Expense Total	**293,684**	**415,700**	**415,700**	**379,465**	**520,521**	**520,521**

FY 2024-25 Budget
Capital Project Funds - Airport Capital Projects Fund

Department Overview

The Regional Airport Capital Projects Fund (CPF) primarily accounted for revenues and expenditures for construction of the regional airport which officially opened on January 12, 2011 and is now known as the St. George Regional Airport or SGU. Construction was funded through federal grants, local sources, and other contributions and was a multi-year project until all grant funds and expenditures were realized in Fiscal Year 2015. SGU is an incredible facility and asset to St. George City and Washington County and its operations continue to be budgeted in the General Fund. This fund currently accounts for property transactions associated with the old airport site and significant construction projects at the St. George Regional Airport.

Department Position Overview

There are no full-time positions funded in this budget.

Authorized FT	
2021	0
2022	0
2023	0
2024	0
2025	0

Summary of Expenses by Category

Expense Summary	FY 2022 Actuals	FY 2023 Actuals	FY 2024 Adopted Budget	FY 2024 Projected	FY 2025 Budget	$ Diff (Budget vs. Budget)
Materials & Supplies	667	683	56,500	2,500	2,500	-54,000
Capital Outlays	0	1,759,528	17,600,000	21,949,515	17,701,432	101,432
Debt Service	0	0	0	0	0	0
Transfers	54,000	40,000	0	0	0	0
Grand Total	**54,667**	**1,800,211**	**17,656,500**	**21,952,015**	**17,703,932**	**47,432**

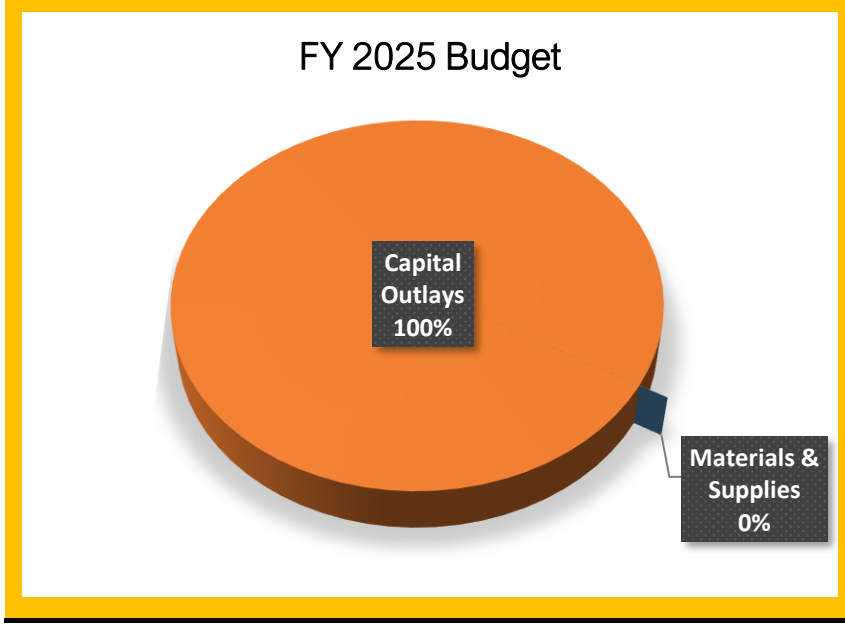

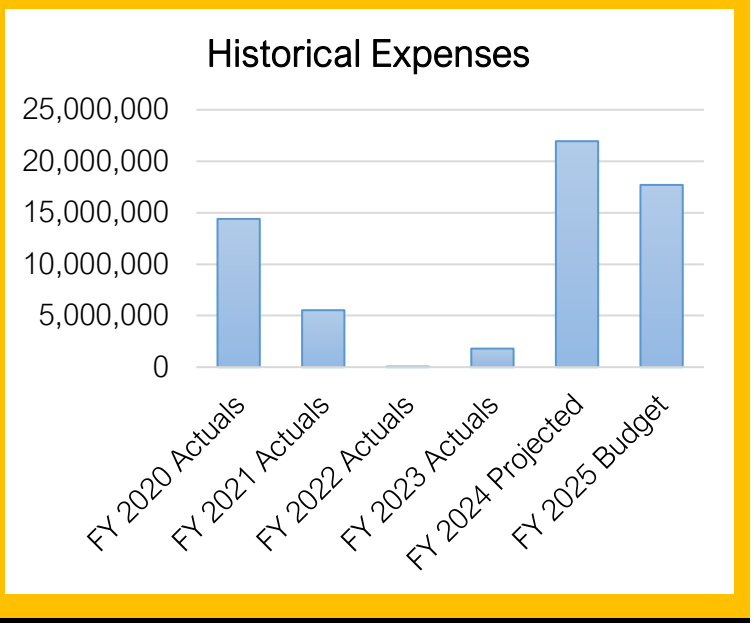

Summary of Capital Outlay

	FY 2025 Dept. Request	FY 2025 Proposed
Fog Seal Runway project	1,375,895	1,375,895
Reconstruct Parallel Taxiway A - Design	825,537	825,537
Air Traffic Control Tower	500,000	15,500,000
Grand Total	**2,701,432**	**17,701,432**

FY 2024-25 Budget
Regional Airport Capital Projects Fund (88) - Line Item Budget

Account Number	FY 2023 Actuals	FY 2024 Adopted Budget	FY 2024 Amended Budget	FY 2024 12-Month Estimate	FY 2025 Dept Request	FY 2025 Budget
Revenue						
Contributions & Transfers						
88-8200 - Transfers From Other Funds	157,837	1,610,400	1,610,400	1,589,310	201,632	201,632
Contributions & Transfers Total	**157,837**	**1,610,400**	**1,610,400**	**1,589,310**	**201,632**	**201,632**
Intergovernmental						
88-3100 - Federal Grants	1,598,776	15,989,600	15,989,600	15,780,205	2,000,000	2,000,000
88-3400 - State Grants	0	0	5,250,000	4,580,000	500,000	15,500,000
Intergovernmental Total	**1,598,776**	**15,989,600**	**21,239,600**	**20,360,205**	**2,500,000**	**17,500,000**
Miscellaneous Revenue						
88-6100 - Interest Earnings	38,197	36,000	36,000	56,000	36,000	36,000
88-6200 - Rents And Royalties	22,079	0	0	21,600	0	0
Miscellaneous Revenue Total	**60,276**	**36,000**	**36,000**	**77,600**	**36,000**	**36,000**
Appropriated Fund Balance						
88-8800 - Appropriated Fund Balance	0	20,500	20,500	-75,100	0	-33,700
Appropriated Fund Balance Total	**0**	**20,500**	**20,500**	**-75,100**	**0**	**-33,700**
Revenue Total	**1,816,889**	**17,656,500**	**22,906,500**	**21,952,015**	**2,737,632**	**17,703,932**
Expense						
Materials & Supplies						
88-3100 - Professional & Tech. Services	683	56,500	56,500	2,500	2,500	2,500
Materials & Supplies Total	**683**	**56,500**	**56,500**	**2,500**	**2,500**	**2,500**
Capital Outlays						
88-7300 - Improvements	1,759,528	17,600,000	22,850,000	21,949,515	2,701,432	17,701,432
Capital Outlays Total	**1,759,528**	**17,600,000**	**22,850,000**	**21,949,515**	**2,701,432**	**17,701,432**
Transfers						
88-9100 - Transfers To Other Funds	40,000	0	0	0	0	0
Transfers Total	**40,000**	**0**	**0**	**0**	**0**	**0**
Expense Total	**1,800,211**	**17,656,500**	**22,906,500**	**21,952,015**	**2,703,932**	**17,703,932**

FY 2024-25 Budget
Capital Project Funds - Park Impact Fund

Department Overview

The Park Impact fund is a Capital Projects fund. The Park Impact Fee is collected for the purpose of allocating costs of future park, trail, and recreational facility project costs to new development (growth) that will be constructed to serve new developments. The Park Impact fee is only assessed to residential developments and is collected at the time a building permit is issued.

Department Position Overview

There are no full-time positions funded in this budget.

Authorized FT	
2021	0
2022	0
2023	0
2024	0
2025	0

Summary of Expenses by Category

Expense Summary	FY 2022 Actuals	FY 2023 Actuals	FY 2024 Adopted Budget	FY 2024 Projected	FY 2025 Budget	$ Diff (Budget vs. Budget)
Materials & Supplies	667	19,883	36,000	36,000	60,000	24,000
Capital Outlays	2,155,361	4,489,430	4,877,030	6,076,418	1,467,869	-3,409,161
Debt Service	0	0	0	0	0	0
Transfers	100,000	158,419	100,000	100,000	4,873,162	4,773,162
Grand Total	**2,256,029**	**4,667,732**	**5,013,030**	**6,212,418**	**6,401,031**	**1,388,001**

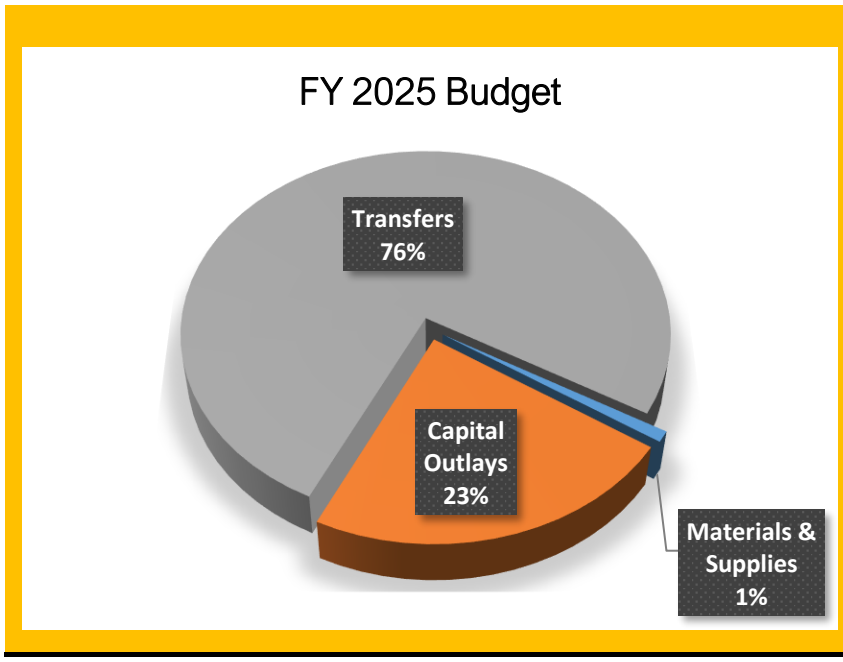

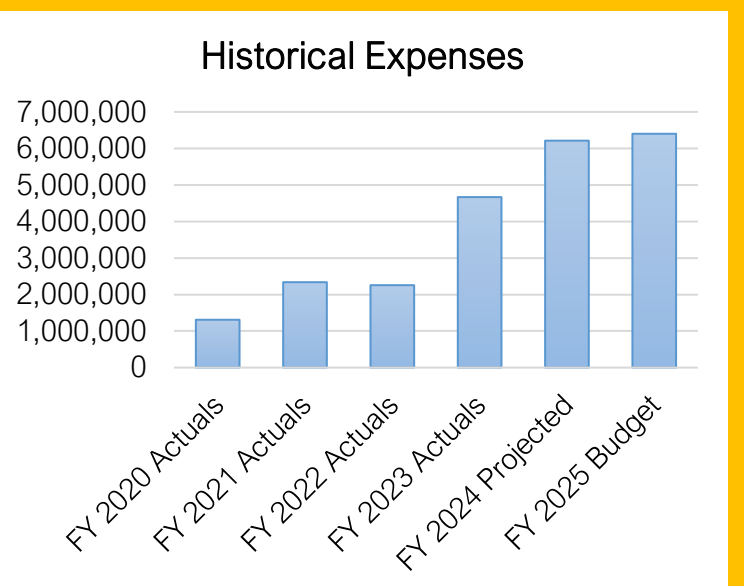

Summary of Capital Outlay

	FY 2025 Dept. Request	FY 2025 Proposed
Land Purchase	100,000	100,000
Virgin River South Trail - Springs Park to Mall Drive	1,087,869	1,087,869
Virgin River South Trail - Bloomington to I-15 Phase 2	250,000	250,000
Annual Hidden Valley Park Impact Fee Reimbursement	30,000	30,000
Grand Total	**1,467,869**	**1,467,869**

FY 2024-25 Budget
Park Impact Fund (44) - Line Item Budget

Account Number	FY 2023 Actuals	FY 2024 Adopted Budget	FY 2024 Amended Budget	FY 2024 12-Month Estimate	FY 2025 Dept Request	FY 2025 Budget
Revenue						
Charges For Services						
44-4350 - Park Impact Fees	3,720,988	2,700,000	2,700,000	4,900,000	3,200,000	3,200,000
Charges For Services Total	**3,720,988**	**2,700,000**	**2,700,000**	**4,900,000**	**3,200,000**	**3,200,000**
Intergovernmental						
44-3400 - State Grants	0	1,000,000	1,000,000	0	325,000	325,000
Intergovernmental Total	**0**	**1,000,000**	**1,000,000**	**0**	**325,000**	**325,000**
Miscellaneous Revenue						
44-6100 - Interest Earnings	562,491	350,000	350,000	710,000	350,000	350,000
44-8305 - Contributions From Others	1,000,000	0	0	0	0	0
Miscellaneous Revenue Total	**1,562,491**	**350,000**	**350,000**	**710,000**	**350,000**	**350,000**
Appropriated Fund Balance						
44-8800 - Appropriated Fund Balance	0	963,030	4,103,507	602,418	0	2,526,031
Appropriated Fund Balance Total	**0**	**963,030**	**4,103,507**	**602,418**	**0**	**2,526,031**
Revenue Total	**5,283,479**	**5,013,030**	**8,153,507**	**6,212,418**	**3,875,000**	**6,401,031**
Expense						
Materials & Supplies						
44-3100 - Professional & Tech. Services	19,883	36,000	36,000	36,000	60,000	60,000
Materials & Supplies Total	**19,883**	**36,000**	**36,000**	**36,000**	**60,000**	**60,000**
Capital Outlays						
44-7100 - Land Purchases	600,524	100,000	100,000	0	100,000	100,000
44-7300 - Improvements	0	0	0	60,000	0	0
44-7398 - Curly Hollow - Tonaquint Regional Park	108,788	200,000	200,000	200,000	0	0
44-7598 - Black Hill Trail	8,483	0	0	0	0	0
44-7629 - Hidden Valley Park - Impact Fee Reimb.	76,925	10,000	10,000	22,137	30,000	30,000
44-7783 - Lizard Wash Park	0	300,000	300,000	300,000	0	0
44-7784 - Southern Hills Park	0	100,000	100,000	100,000	0	0
44-7785 - Rim Rock Trail	10,035	1,290,882	1,290,882	20,000	0	0
44-7787 - Virgin River Trl S - Bloomington To I-15	582,835	1,127,806	1,127,806	737,880	250,000	250,000
44-7788 - Fossil Falls Community Park	1,890,700	0	1,216,000	1,520,928	0	0
44-7789 - Ledges Neighborhood Park	23,491	0	0	0	0	0
44-7791 - Virgin River Trl S River Rd-Mall Dr Bridge	1,250	1,087,869	1,087,869	35,000	1,087,869	1,087,869
44-7797 - Halfway Wash Trail Extension To Red Cliff Desert R	1,575	510,473	510,473	510,473	0	0
44-7903 - Banded Hills Trail & Underpass	843,387	0	0	0	0	0
44-7907 - Las Colinas Neighborhood	0	150,000	150,000	150,000	0	0
44-7908 - Little Valley Park - Phase 6	341,437	0	1,924,477	2,420,000	0	0
Capital Outlays Total	**4,489,430**	**4,877,030**	**8,017,507**	**6,076,418**	**1,467,869**	**1,467,869**
Transfers						
44-9100 - Transfers To Other Funds	158,419	100,000	100,000	100,000	4,873,162	4,873,162
Transfers Total	**158,419**	**100,000**	**100,000**	**100,000**	**4,873,162**	**4,873,162**
Expense Total	**4,667,732**	**5,013,030**	**8,153,507**	**6,212,418**	**6,401,031**	**6,401,031**

FY 2024-25 Budget
Capital Project Funds - Fire Impact Fund

Department Overview

The Fire/EMS Impact fund is used to account for impact fees collected for the purpose of allocating costs of Fire/EMS infrastructure (fire stations and certain fire trucks) to new development (growth) that will be incurred to serve new developments. The Fire/EMS Impact fee is assessed to both commercial (based on square footage) and residential developments (based on density) and is collected at the time a building permit is issued.

Department Position Overview

There are no full-time positions funded in this budget.

Authorized FT	
2021	0
2022	0
2023	0
2024	0
2025	0

Summary of Expenses by Category

Expense Summary	FY 2022 Actuals	FY 2023 Actuals	FY 2024 Adopted Budget	FY 2024 Projected	FY 2025 Budget	$ Diff (Budget vs. Budget)
Materials & Supplies	667	683	7,600	737	10,100	2,500
Capital Outlays	3,609,422	1,149,144	5,524,751	4,024,751	1,900,000	-3,624,751
Debt Service	0	0	0	0	0	0
Transfers	0	0	0	0	0	0
Grand Total	3,610,090	1,149,827	5,532,351	4,025,488	1,910,100	-3,622,251

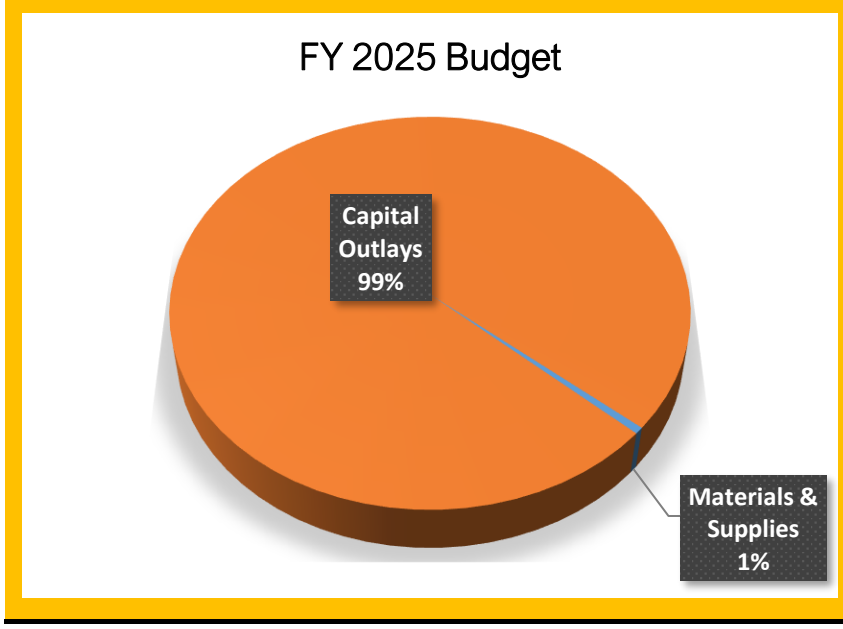

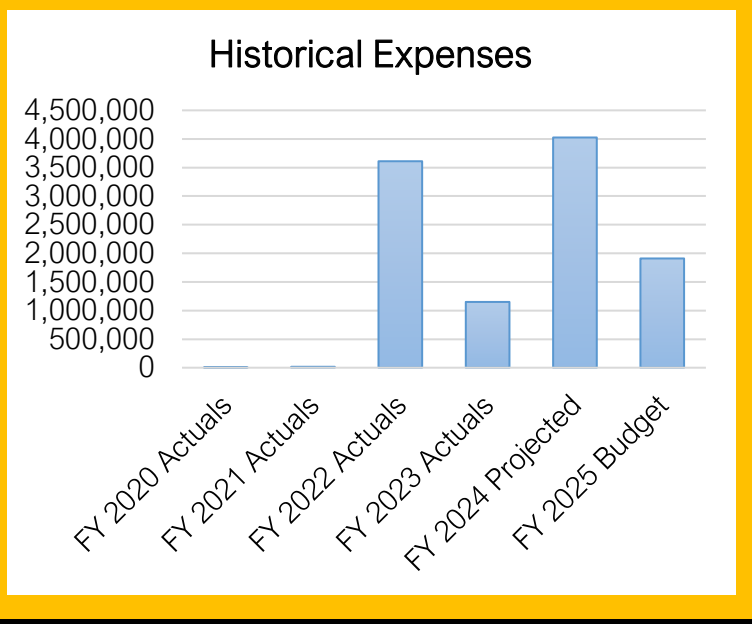

Summary of Capital Outlay

	FY 2025 Dept. Request	FY 2025 Proposed
Fire Station #10 Construction	1,500,000	1,500,000
Design for Tonnaquint Fire Station	400,000	400,000
Grand Total	**1,900,000**	**1,900,000**

FY 2024-25 Budget
Fire Dept Impact Fund (48) - Line Item Budget

Account Number	FY 2023 Actuals	FY 2024 Adopted Budget	FY 2024 Amended Budget	FY 2024 12-Month Estimate	FY 2025 Dept Request	FY 2025 Budget
Revenue						
Charges For Services						
48-4451 - Fire Dept Impact Fees	547,354	500,000	500,000	1,200,000	550,000	550,000
Charges For Services Total	**547,354**	**500,000**	**500,000**	**1,200,000**	**550,000**	**550,000**
Contributions & Transfers						
48-8200 - Transfers From Other Funds	10,000,000	0	0	0	0	0
Contributions & Transfers Total	**10,000,000**	**0**	**0**	**0**	**0**	**0**
Miscellaneous Revenue						
48-6100 - Interest Earnings	24,568	22,800	22,800	440,000	100,000	100,000
Miscellaneous Revenue Total	**24,568**	**22,800**	**22,800**	**440,000**	**100,000**	**100,000**
Appropriated Fund Balance						
48-8800 - Appropriated Fund Balance	0	5,009,551	5,009,551	2,385,488	0	1,260,100
Appropriated Fund Balance Total	**0**	**5,009,551**	**5,009,551**	**2,385,488**	**0**	**1,260,100**
Revenue Total	**10,571,922**	**5,532,351**	**5,532,351**	**4,025,488**	**650,000**	**1,910,100**
Expense						
Materials & Supplies						
48-3100 - Professional & Tech. Services	683	7,600	7,600	737	1,000	10,100
Materials & Supplies Total	**683**	**7,600**	**7,600**	**737**	**1,000**	**10,100**
Capital Outlays						
48-7100 - Land Purchases	684,852	0	0	0	0	0
48-7200 - Building Purchases Or Const.	464,292	5,524,751	5,524,751	4,024,751	1,900,000	1,900,000
Capital Outlays Total	**1,149,144**	**5,524,751**	**5,524,751**	**4,024,751**	**1,900,000**	**1,900,000**
Expense Total	**1,149,827**	**5,532,351**	**5,532,351**	**4,025,488**	**1,901,000**	**1,910,100**

FY 2024-25 Budget
Capital Project Funds - Police Impact Fund

Department Overview

The Police Impact fund is used to account for fees collected for the purpose of allocating costs of Police infrastructure (police stations or satellite stations) to new development (growth) that will be incurred to serve new developments. The Police Impact fee is assessed to both commercial (based on square footage) and residential developments (based on density) and is collected at the time a building permit is issued. Police Impact fee collections were used to pay the Municipal Building Authority annual lease payments for the Police Dept. building constructed in 1996 and also participate in construction costs for fire stations which are used as police satelite stations.

Department Position Overview

There are no full-time positions funded in this budget.

Authorized FT	
2021	0
2022	0
2023	0
2024	0
2025	0

Summary of Expenses by Category

Expense Summary	FY 2022 Actuals	FY 2023 Actuals	FY 2024 Adopted Budget	FY 2024 Projected	FY 2025 Budget	$ Diff (Budget vs. Budget)
Materials & Supplies	667	683	7,600	737	10,100	2,500
Capital Outlays	189,468	4,767	300,855	300,000	35,000	-265,855
Transfers	0	550,000	0	0	0	0
Grand Total	190,135	555,450	308,455	300,737	45,100	-263,355

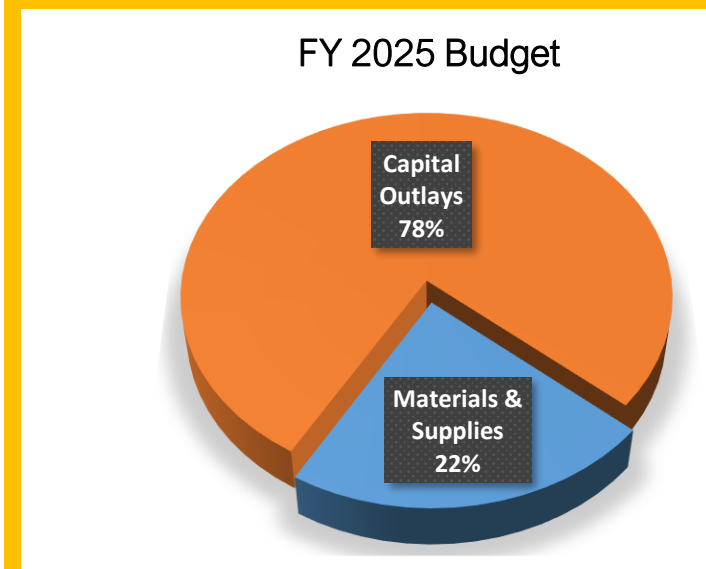

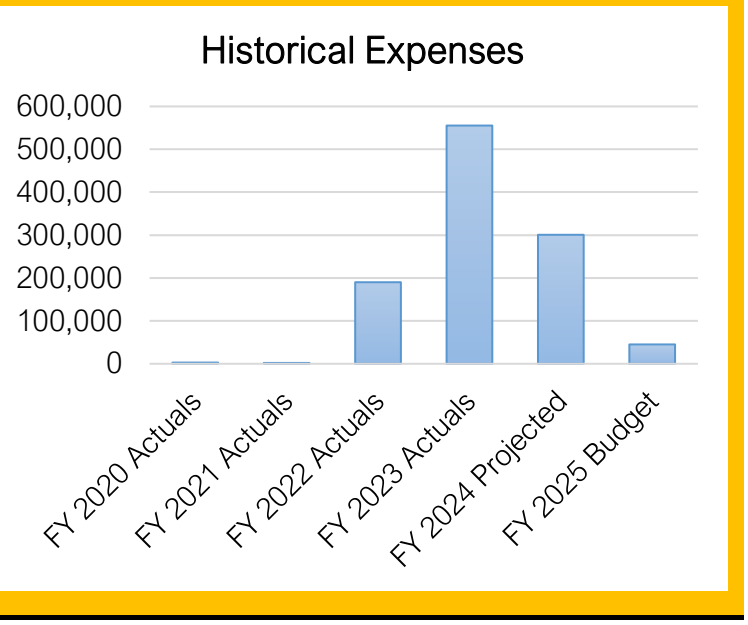

Summary of Capital Outlay

	FY 2025 Dept. Request	FY 2025 Proposed
Fire Station #10 Construction	35,000	35,000
Grand Total	35,000	35,000

FY 2024-25 Budget
Police Dept Impact Fund (49) - Line Item Budget

Account Number	FY 2023 Actuals	FY 2024 Adopted Budget	FY 2024 Amended Budget	FY 2024 12-Month Estimate	FY 2025 Dept Request	FY 2025 Budget
Revenue						
Charges For Services						
49-4452 - Police Dept Impact Fees	218,621	190,000	190,000	400,000	190,000	190,000
Charges For Services Total	**218,621**	**190,000**	**190,000**	**400,000**	**190,000**	**190,000**
Miscellaneous Revenue						
49-6100 - Interest Earnings	54,130	48,000	48,000	67,000	48,000	48,000
Miscellaneous Revenue Total	**54,130**	**48,000**	**48,000**	**67,000**	**48,000**	**48,000**
Appropriated Fund Balance						
49-8800 - Appropriated Fund Balance	0	70,455	70,455	-166,263	0	-192,900
Appropriated Fund Balance Total	**0**	**70,455**	**70,455**	**-166,263**	**0**	**-192,900**
Revenue Total	**272,751**	**308,455**	**308,455**	**300,737**	**238,000**	**45,100**
Expense						
Materials & Supplies						
49-3100 - Professional & Tech. Services	683	7,600	7,600	737	1,000	10,100
Materials & Supplies Total	**683**	**7,600**	**7,600**	**737**	**1,000**	**10,100**
Capital Outlays						
49-7200 - Building Purchases Or Const.	4,767	300,855	300,855	300,000	35,000	35,000
Capital Outlays Total	**4,767**	**300,855**	**300,855**	**300,000**	**35,000**	**35,000**
Transfers						
49-9100 - Transfers To Other Funds	550,000	0	0	0	0	0
Transfers Total	**550,000**	**0**	**0**	**0**	**0**	**0**
Expense Total	**555,450**	**308,455**	**308,455**	**300,737**	**36,000**	**45,100**

FY 2024-25 Budget
Capital Project Funds - Public Works Capital Projects Fund

Department Overview

The Public Works Capital Projects Fund accounts for the vast majority of significant Public Works improvement projects. Funding sources include transfers from the Transportation Improvement Fund, Street Impact fee Fund, Drainage Impact fee Fund, Drainage Utility Fund, Developer Participation, Other Government Contributions, the General Fund, state and federal grants.

Department Position Overview

There are no full-time positions funded in this budget.

Authorized FT	
2021	0
2022	0
2023	0
2024	0
2025	0

Summary of Expenses by Category

Expense Summary	FY 2022 Actuals	FY 2023 Actuals	FY 2024 Adopted Budget	FY 2024 Projected	FY 2025 Budget	$ Diff (Budget vs. Budget)
Materials & Supplies	2,183	2,048	2,300	2,210	2,300	0
Capital Outlays	20,895,344	20,560,880	56,683,000	31,350,126	65,733,000	9,050,000
Debt Service	0	0	0	0	0	0
Transfers	0	0	0	0	0	0
Grand Total	**20,897,527**	**20,562,928**	**56,685,300**	**31,352,336**	**65,735,300**	**9,050,000**

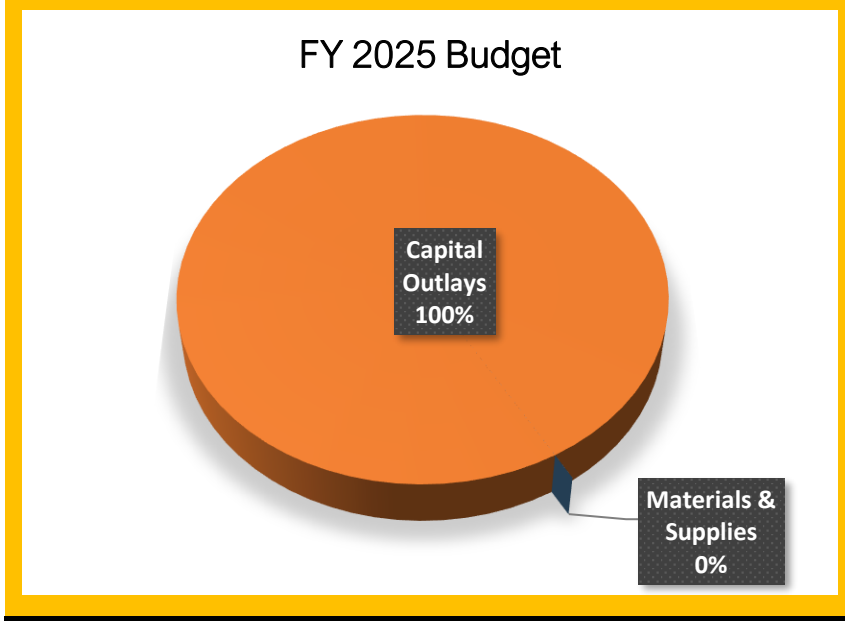

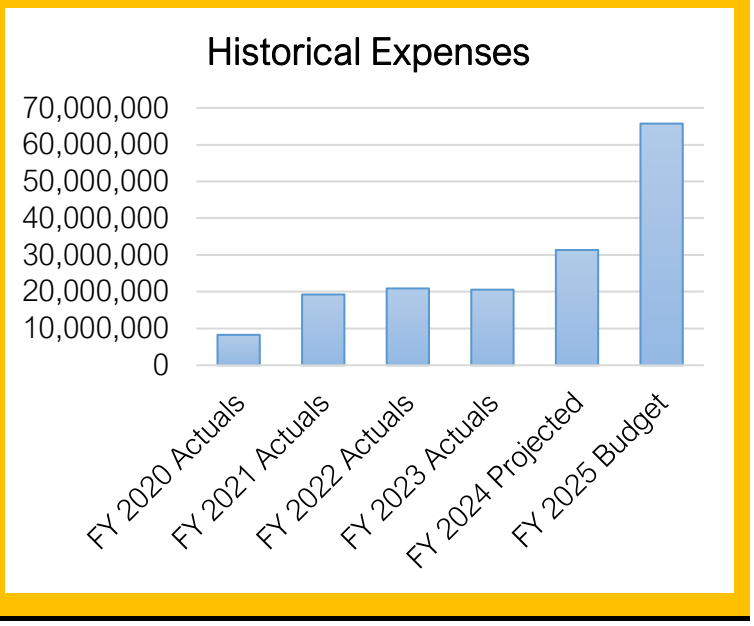

FY 2024-25 Budget
Capital Project Funds - Public Works Capital Projects Fund

Summary of Capital Outlay	FY 2025 Dept. Request	FY 2025 Proposed
Roads & Bridges	4,825,000	4,825,000
Tech Ridge Roads, Util & Other Infrastructure	5,750,000	5,750,000
Red Hills Sediment & Virgin River Streambank (NRCS)	5,200,000	5,200,000
SR-7 Trail	6,300,000	6,300,000
ATMS Conduit Installation	200,000	200,000
Foremaster Dr Culvert Project	2,100,000	2,100,000
Large Storm Drain Rehabilitation	2,000,000	2,000,000
3000 E Widening (1580 S to Seegmiller Dr)	5,400,000	5,400,000
Intersection & Road Improvements	600,000	600,000
Developer Matching (Streets)	2,100,000	2,100,000
Fort Pierce Wash Maintenance	200,000	200,000
Developer Matching (Drainage)	300,000	300,000
Traffic Signal	1,400,000	1,400,000
Bicycle & Pedestrian Improvements	10,000	10,000
Southern Parkway (Exit 5 Interchange)	3,100,000	3,100,000
Pavement Management	3,000,000	3,000,000
Virgin River ROW Acquisition	248,000	248,000
Gap Canyon Pkwy	3,000,000	3,000,000
1450 S Extension to Crosby Way (George Washington Blvd)	20,000,000	20,000,000
Grand Total	**65,733,000**	**65,733,000**

FY 2024-25 Budget
Public Works Capital Projects Fund (87) - Line Item Budget

Account Number	FY 2023 Actuals	FY 2024 Adopted Budget	FY 2024 Amended Budget	FY 2024 12-Month Estimate	FY 2025 Dept Request	FY 2025 Budget
Revenue						
Contributions & Transfers						
87-8200 - Transfers From Other Funds	18,945,009	45,387,160	45,387,160	25,013,868	50,857,000	56,607,000
Contributions & Transfers Total	**18,945,009**	**45,387,160**	**45,387,160**	**25,013,868**	**50,857,000**	**56,607,000**
Intergovernmental						
87-8101 - Contributions From Other Governments	1,211,927	11,295,840	11,295,840	6,336,259	14,876,000	9,126,000
Intergovernmental Total	**1,211,927**	**11,295,840**	**11,295,840**	**6,336,259**	**14,876,000**	**9,126,000**
Miscellaneous Revenue						
87-8308 - Contributions From Private	484,852	0	0	24,606	0	0
87-8400 - Insurance Claim Proceeds	26,186	0	0	0	0	0
87-6400 - Sale of Property	0		0	17,276	0	0
Miscellaneous Revenue Total	**511,038**	**0**	**0**	**41,882**	**0**	**0**
Appropriated Fund Balance						
87-8800 - Appropriated Fund Balance	0	2,300	2,300	-39,673	0	2,300
Appropriated Fund Balance Total	**0**	**2,300**	**2,300**	**-39,673**	**0**	**2,300**
Revenue Total	**20,667,974**	**56,685,300**	**56,685,300**	**31,352,336**	**65,733,000**	**65,735,300**
Expense						
Materials & Supplies						
87-3100 - Professional & Tech. Services	2,048	2,300	2,300	2,210	2,300	2,300
Materials & Supplies Total	**2,048**	**2,300**	**2,300**	**2,210**	**2,300**	**2,300**
Capital Outlays						
87-7001 - 2020 Flood Reconstruction And Repairs	-14,697	0	0	0	0	0
87-7040 - Roads & Bridges - River Road Bridge	92,637	6,250,000	6,250,000	6,000,000	4,825,000	4,825,000
87-7121 - Virgin River Row Acquisition	8,907	248,000	248,000	0	248,000	248,000
87-7301 - Developer Matching (Drainage)	1,019,084	700,000	700,000	400,000	300,000	300,000
87-7302 - Developer Matching	2,403,984	2,500,000	2,500,000	2,764,500	2,100,000	2,100,000
87-7311 - Mathis Bridge & Dixie Drive	1,183,276	0	0	0	0	0
87-7315 - Pavement Management	2,815,869	3,000,000	3,000,000	3,200,000	3,000,000	3,000,000
87-7317 - Traffic Signal	917,134	1,800,000	1,800,000	850,000	1,400,000	1,400,000
87-7320 - Tech Ridge Roads, Util. & Other Infrastructure	213,898	0	0	37,000	5,750,000	5,750,000
87-7323 - Southern Parkway, Phase Ii	0	3,500,000	3,500,000	400,000	3,100,000	3,100,000
87-7669 - Intersection & Road Improvements	90,547	1,300,000	1,300,000	900,000	600,000	600,000
87-7679 - Fort Pierce Wash Maintenance	31,877	300,000	300,000	24,259	200,000	200,000
87-7685 - Bicycle & Pedestrian Improvements	0	35,000	35,000	35,000	10,000	10,000
87-7691 - 1130 N Drainage Improvements	1,288,578	0	0	0	0	0
87-7695 - Wcfca Misc Maintenance Projects	7,203	0	0	1,695	0	0
87-7697 - Horseman Park Dr Extension	1,001,680	0	0	0	0	0
87-7698 - 1450 S Realignment	173,897	0	0	0	0	0
87-7699 - 3000 E Widening - 1580 S To Seegmiller	4,844,594	9,300,000	9,300,000	6,301,000	5,400,000	5,400,000
87-7720 - Large Storm Drain Rehabilitation	57,474	2,000,000	2,000,000	330,000	2,000,000	2,000,000
87-7722 - 1450 E Extension To Riverside	1,426,565	0	0	71,136	0	0

FY 2024-25 Budget
Public Works Capital Projects Fund (87) - Line Item Budget

Account Number	FY 2023 Actuals	FY 2024 Adopted Budget	FY 2024 Amended Budget	FY 2024 12-Month Estimate	FY 2025 Dept Request	FY 2025 Budget
87-7725 - 1450 S Extension To Crosby Way	604,560	11,000,000	11,000,000	1,100,000	20,000,000	20,000,000
87-7726 - 3000 E Widening - Mall Dr To 1580	182,094	0	0	116,962	0	0
87-7727 - Bluff & Main St Pedestrian Underpass (Udot)	213,148	0	0	0	0	0
87-7728 - Foremaster Culvert Project (Udot)	114,052	900,000	900,000	215,269	2,100,000	2,100,000
87-7729 - Red Hills Sediment & Virgin River Streambank -Nrcs	1,656,953	1,500,000	1,500,000	1,245,000	5,200,000	5,200,000
87-7730 - Detention Basin Repair	86,342	0	0	0	0	0
87-7731 - Atms Conduit Installation	136,426	200,000	200,000	230,000	200,000	200,000
87-7732 - Gap Canyon Pkwy	0	500,000	500,000	400,000	3,000,000	3,000,000
87-7733 - Santa Clara River Maintenance	4,798	0	0	228,305	0	0
87-7734 - New Trails	0	11,650,000	11,650,000	6,500,000	6,300,000	6,300,000
Capital Outlays Total	**20,560,880**	**56,683,000**	**56,683,000**	**31,350,126**	**65,733,000**	**65,733,000**
Expense Total	**20,562,928**	**56,685,300**	**56,685,300**	**31,352,336**	**65,735,300**	**65,735,300**

FY 2024-25 Budget
Capital Project Funds - Street Impact Fund

Department Overview

The Street Impact fund is a Capital Projects fund. Street Impact fees are collected for the purpose of allocating costs of future roadways to new development (growth) that will be constructed to serve new developments. The Street Impact fee is assessed to both commercial (based on trip ends) and residential developments (based on density) and is collected at the time a building permit is issued.

Department Position Overview

There are no full-time positions funded in this budget.

Authorized FT	
2021	0
2022	0
2023	0
2024	0
2025	0

Summary of Expenses by Category

Expense Summary	FY 2022 Actuals	FY 2023 Actuals	FY 2024 Adopted Budget	FY 2024 Projected	FY 2025 Budget	$ Diff (Budget vs. Budget)
Materials & Supplies	15,474	45,693	50,000	50,000	50,000	0
Capital Outlays	0	13,005	100,000	100,000	100,000	0
Transfers	3,389,147	2,754,968	6,635,000	5,999,500	7,810,000	1,175,000
Grand Total	**3,404,622**	**2,813,666**	**6,785,000**	**6,149,500**	**7,960,000**	**1,175,000**

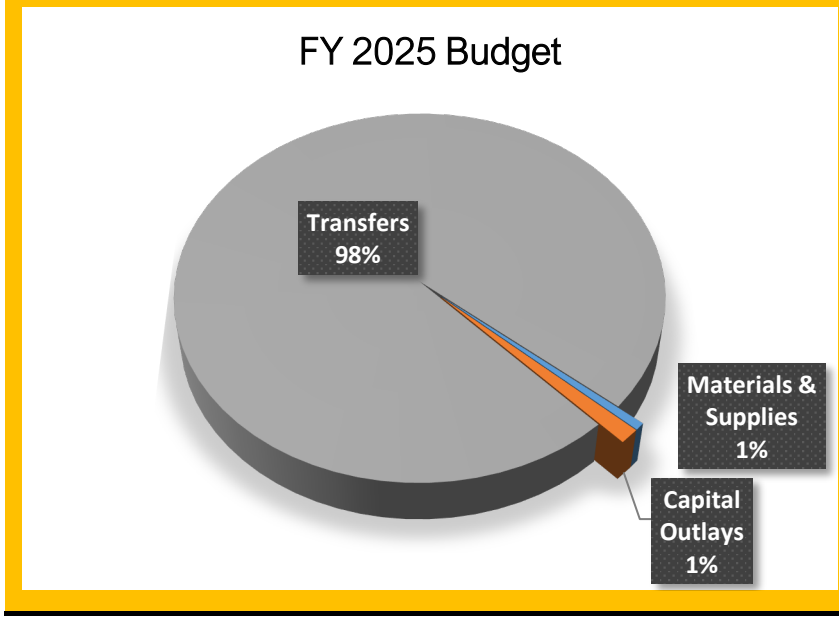

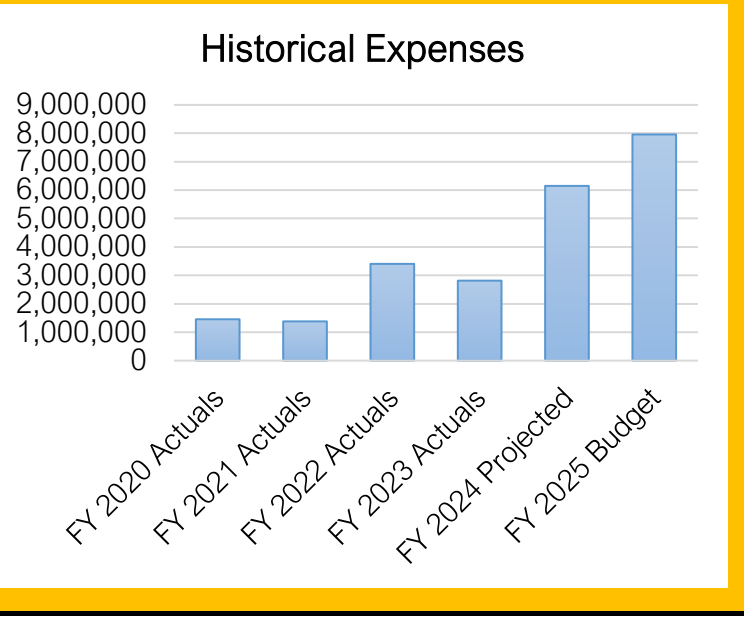

Summary of Capital Outlay

	FY 2025 Dept. Request	FY 2025 Proposed
Miscellaneous roadway safety and capacity projects	100,000	100,000
Grand Total	**100,000**	**100,000**

The majority of capital projects for this fund are accounted for in the Public Works Capital Project Fund. The Transfer-out reflected in this fund is to pay for the projects planned for FY 2025 budgeted for in the Public Works Capital Project Fund (87) as detailed in that section of this year's budget.

FY 2024-25 Budget
Street Impact Fund (45) - Line Item Budget

Account Number	FY 2023 Actuals	FY 2024 Adopted Budget	FY 2024 Amended Budget	FY 2024 12-Month Estimate	FY 2025 Dept Request	FY 2025 Budget
Revenue						
Charges For Services						
45-4430 - Street Impact Fees	3,719,565	2,000,000	2,000,000	4,000,000	2,000,000	2,000,000
Charges For Services Total	**3,719,565**	**2,000,000**	**2,000,000**	**4,000,000**	**2,000,000**	**2,000,000**
Miscellaneous Revenue						
45-6100 - Interest Earnings	391,648	50,000	50,000	500,000	100,000	100,000
Miscellaneous Revenue Total	**391,648**	**50,000**	**50,000**	**500,000**	**100,000**	**100,000**
Appropriated Fund Balance						
45-8800 - Appropriated Fund Balance	0	4,735,000	4,735,000	1,649,500	0	5,860,000
Appropriated Fund Balance Total	**0**	**4,735,000**	**4,735,000**	**1,649,500**	**0**	**5,860,000**
Revenue Total	**4,111,213**	**6,785,000**	**6,785,000**	**6,149,500**	**2,100,000**	**7,960,000**
Expense						
Materials & Supplies						
45-3100 - Professional & Tech. Services	45,693	50,000	50,000	50,000	50,000	50,000
Materials & Supplies Total	**45,693**	**50,000**	**50,000**	**50,000**	**50,000**	**50,000**
Capital Outlays						
45-7300 - Improvements	13,005	100,000	100,000	100,000	100,000	100,000
Capital Outlays Total	**13,005**	**100,000**	**100,000**	**100,000**	**100,000**	**100,000**
Transfers						
45-9100 - Transfers To Other Funds	2,754,968	6,635,000	6,635,000	5,999,500	7,810,000	7,810,000
Transfers Total	**2,754,968**	**6,635,000**	**6,635,000**	**5,999,500**	**7,810,000**	**7,810,000**
Expense Total	**2,813,666**	**6,785,000**	**6,785,000**	**6,149,500**	**7,960,000**	**7,960,000**

FY 2024-25 Budget
Capital Project Funds - Drainage Impact Fund

Department Overview

The Drainage Impact fund is a Capital Projects fund. The Drainage Impact fee is collected for the purpose of allocating costs of storm drain infrastructure to new development (growth) that will be constructed to serve new developments. The Drainage Impact fee is assessed to both commercial (based on square footage) and residential developments (based on density) and is collected at the time a building permit is issued.

Department Position Overview

There are no full-time positions funded in this budget.

Authorized FT	
2021	0
2022	0
2023	0
2024	0
2025	0

Summary of Expenses by Category

Expense Summary	FY 2022 Actuals	FY 2023 Actuals	FY 2024 Adopted Budget	FY 2024 Projected	FY 2025 Budget	$ Diff (Budget vs. Budget)
Materials & Supplies	667	683	20,000	20,000	20,000	0
Capital Outlays	0	0	0	0	0	0
Transfers	4,538,645	799,084	700,000	1,400,000	800,000	100,000
Grand Total	**4,539,313**	**799,767**	**720,000**	**1,420,000**	**820,000**	**100,000**

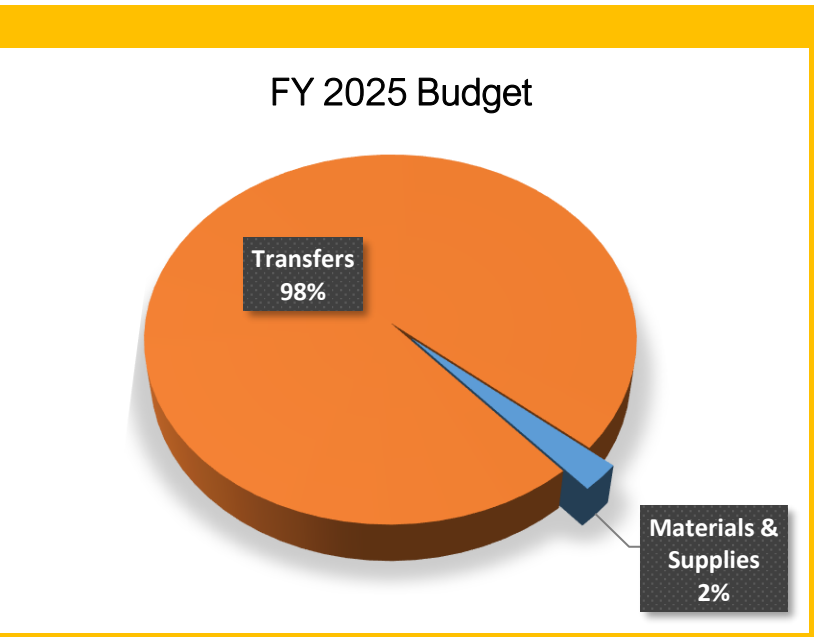

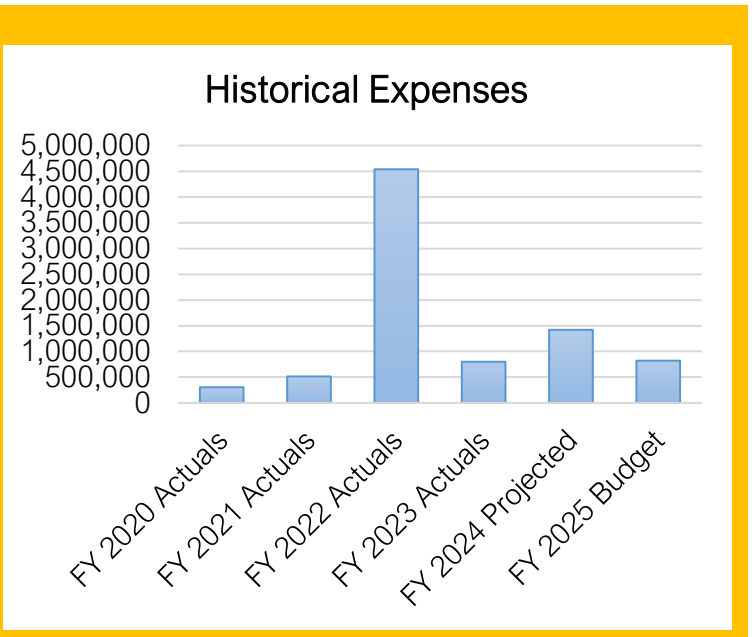

Summary of Capital Outlay

The capital projects for this fund are accounted for in the Public Works Capital Project Fund. The Transfer-out reflected in this fund is to pay for the projects planned for FY 2025 budgeted for in the Public Works Capital Project Fund (87) as detailed in that section of this year's budget.

FY 2024-25 Budget
Drainage Impact Fund (47) - Line Item Budget

Account Number	FY 2023 Actuals	FY 2024 Adopted Budget	FY 2024 Amended Budget	FY 2024 12-Month Estimate	FY 2025 Dept Request	FY 2025 Budget
Revenue						
Charges For Services						
47-4450 - Drainage Impact Fee	965,131	500,000	500,000	1,000,000	500,000	500,000
Charges For Services Total	**965,131**	**500,000**	**500,000**	**1,000,000**	**500,000**	**500,000**
Miscellaneous Revenue						
47-6100 - Interest Earnings	61,067	10,000	10,000	80,000	20,000	20,000
Miscellaneous Revenue Total	**61,067**	**10,000**	**10,000**	**80,000**	**20,000**	**20,000**
Appropriated Fund Balance						
47-8800 - Appropriated Fund Balance	0	210,000	210,000	340,000	300,000	300,000
Appropriated Fund Balance Total	**0**	**210,000**	**210,000**	**340,000**	**300,000**	**300,000**
Revenue Total	**1,026,198**	**720,000**	**720,000**	**1,420,000**	**820,000**	**820,000**
Expense						
Materials & Supplies						
47-3100 - Professional & Tech. Services	683	20,000	20,000	20,000	20,000	20,000
Materials & Supplies Total	**683**	**20,000**	**20,000**	**20,000**	**20,000**	**20,000**
Transfers						
47-9100 - Transfers To Other Funds	799,084	700,000	700,000	1,400,000	800,000	800,000
Transfers Total	**799,084**	**700,000**	**700,000**	**1,400,000**	**800,000**	**800,000**
Expense Total	**799,767**	**720,000**	**720,000**	**1,420,000**	**820,000**	**820,000**

FY 2024-25 Budget
Capital Project Funds - Transportation Improvement Fund

Department Overview

The Transportation Improvement Fund (TIF) is a Special Revenue fund used to account for revenues restricted as to their use for specific purposes either by statute or by City Policy. In 1998, voters authorized a 1/4 cent sales tax, also known as the Highway Option Sales Tax, to be used for transportation-related improvements. The City of St. George invoked the Highway Option Sales tax on January 1, 1999 and in 2007, the State Legislature passed an increase from .25% to .30% on non-food items while deleting the tax on food items.

Department Position Overview

There are no full-time positions funded in this budget.

Authorized FT	
2021	0
2022	0
2023	0
2024	0
2025	0

Summary of Expenses by Category

Expense Summary	FY 2022 Actuals	FY 2023 Actuals	FY 2024 Adopted Budget	FY 2024 Projected	FY 2025 Budget	$ Diff (Budget vs. Budget)
Materials & Supplies	51,319	126,584	180,000	180,000	180,000	0
Capital Outlays	90,890	4,747	100,000	100,000	100,000	0
Transfers	6,417,627	11,334,834	33,205,160	16,317,136	42,000,000	8,794,840
Grand Total	**6,559,835**	**11,466,165**	**33,485,160**	**16,597,136**	**42,280,000**	**8,794,840**

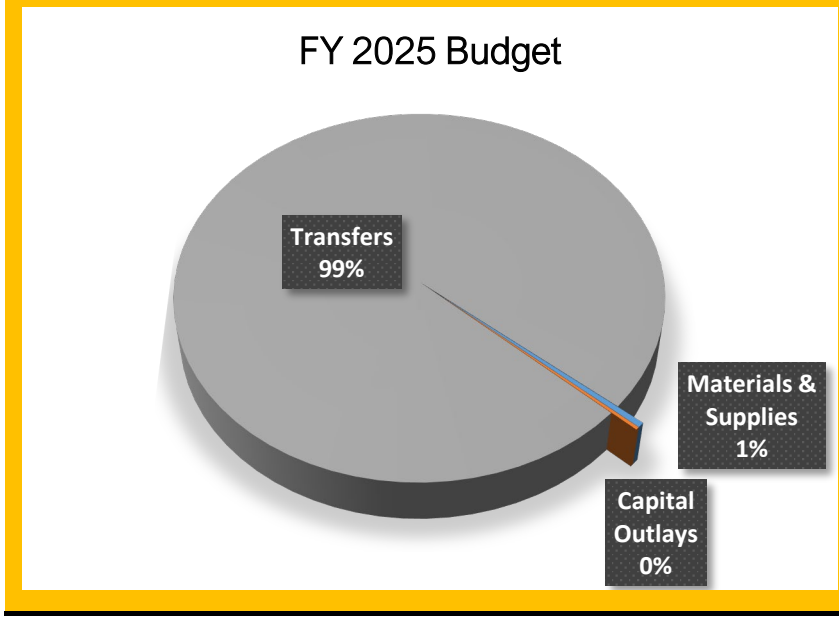

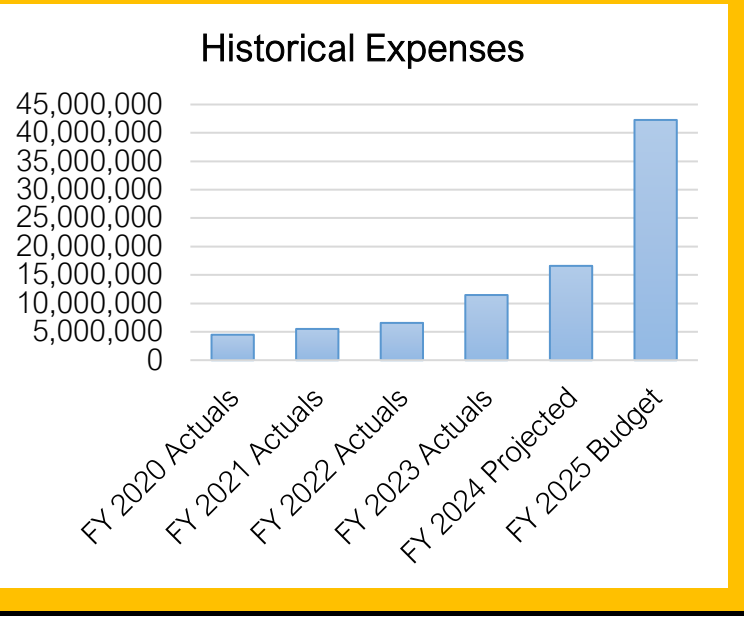

Summary of Capital Outlay

	FY 2025 Dept. Request	FY 2025 Proposed
Miscellaneous roadway safety improvements	100,000	100,000
Grand Total	**100,000**	**100,000**

The majority of capital projects for this fund are accounted for in the Public Works Capital Project Fund. The Transfer-out reflected in this fund is to pay for the projects planned for FY 2025 budgeted for in the Public Works Capital Project Fund (87) as detailed in that section of this year's budget.

FY 2024-25 Budget
Transportation Improvement Fund (27) - Line Item Budget

Account Number	FY 2023 Actuals	FY 2024 Adopted Budget	FY 2024 Amended Budget	FY 2024 12-Month Estimate	FY 2025 Dept Request	FY 2025 Budget
Revenue						
Miscellaneous Revenue						
27-6100 - Interest Earnings	998,487	50,000	50,000	1,500,000	500,000	500,000
Miscellaneous Revenue Total	**998,487**	**50,000**	**50,000**	**1,500,000**	**500,000**	**500,000**
Appropriated Fund Balance						
27-8800 - Appropriated Fund Balance	0	19,635,160	19,635,160	1,097,136	0	28,180,000
Appropriated Fund Balance Total	**0**	**19,635,160**	**19,635,160**	**1,097,136**	**0**	**28,180,000**
Restricted Taxes						
27-1301 - Highway Sales Taxes	11,393,960	10,800,000	10,800,000	11,000,000	10,800,000	10,800,000
27-1303 - Transportation Sales Tax	3,266,121	3,000,000	3,000,000	3,000,000	2,800,000	2,800,000
Restricted Taxes Total	**14,660,081**	**13,800,000**	**13,800,000**	**14,000,000**	**13,600,000**	**13,600,000**
Revenue Total	**15,658,568**	**33,485,160**	**33,485,160**	**16,597,136**	**14,100,000**	**42,280,000**
Expense						
Materials & Supplies						
27-3100 - Professional & Tech. Services	126,584	180,000	180,000	180,000	180,000	180,000
Materials & Supplies Total	**126,584**	**180,000**	**180,000**	**180,000**	**180,000**	**180,000**
Capital Outlays						
27-7300 - Improvements	4,747	100,000	100,000	100,000	100,000	100,000
Capital Outlays Total	**4,747**	**100,000**	**100,000**	**100,000**	**100,000**	**100,000**
Transfers						
27-9100 - Transfers To Other Funds	11,334,834	33,205,160	33,205,160	16,317,136	36,250,000	42,000,000
Transfers Total	**11,334,834**	**33,205,160**	**33,205,160**	**16,317,136**	**36,250,000**	**42,000,000**
Expense Total	**11,466,165**	**33,485,160**	**33,485,160**	**16,597,136**	**36,530,000**	**42,280,000**

FY 2024-25 Budget
Capital Project Funds - Recreation General Obligation Project Fund

Department Overview

The Recreation General Obligation Project fund is a Capital Projects fund. In November 2023 voters approved the 2023 Trails, Parks and Recreation General Obligation Bond in the amount of $29 million for 33 different trail, park and park facility improvements. The debt for this approval will be issued in two separate tranches with the first $15 million approved in April 2024 and the second tranche planned for in 2027.

Department Position Overview

There are no full-time positions are funded in this budget.

Authorized FT	
2021	0
2022	0
2023	0
2024	0
2025	0

Summary of Expenses by Category

Expense Summary	FY 2022 Actuals	FY 2023 Actuals	FY 2024 Adopted Budget	FY 2024 Projected	FY 2025 Budget	$ Diff (Budget vs. Budget)
Materials & Supplies	0	0	0	275,583	0	0
Capital Outlays	0	0	0	0	13,658,162	13,658,162
Grand Total	**0**	**0**	**0**	**275,583**	**13,658,162**	**13,658,162**

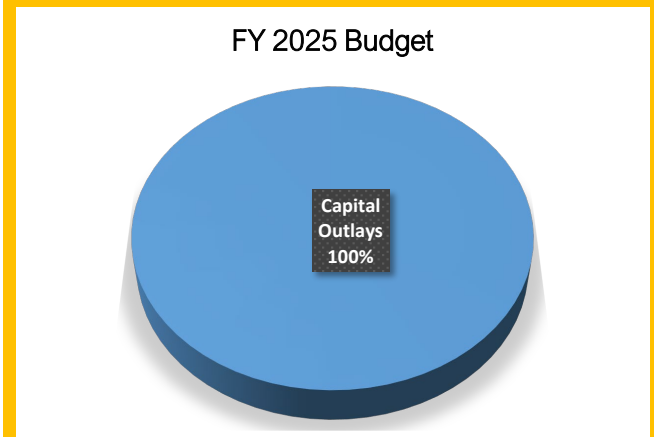

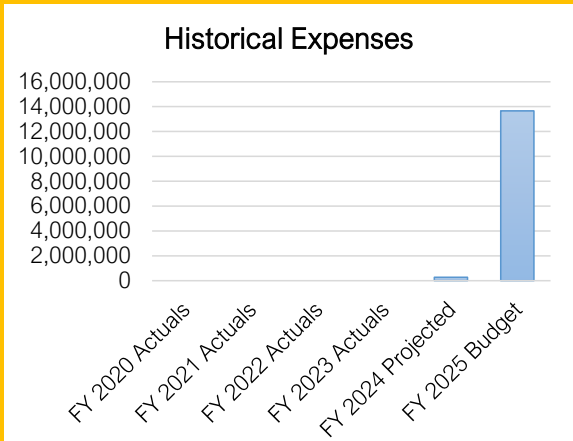

FY 2024-25 Budget
Capital Project Funds - Recreation General Obligation Project Fund

Summary of Capital Outlay	FY 2025 Dept. Request	FY 2025 Proposed
Rim Rock Trail	1,268,162	1,268,162
The Fields at Little Valley	730,000	730,000
Black Hill Trail	900,000	900,000
Santa Clara River Trail Phase 1- Sand Hollow Wash to Mathis	200,000	200,000
Sand Hollow Wash Trail	125,000	125,000
Fort Pearce Wash Trail Phase 1	250,000	250,000
Thunder Junction Park Phase 2	300,000	300,000
Dixie Sunbowl Phase 1	300,000	300,000
Vernon Worthen Park Improvements	125,000	125,000
Springs Park Phase 2	1,800,000	1,800,000
Sycamore Park Improvements	400,000	400,000
Sandtown Park Improvements	500,000	500,000
Redwood Tree Park Improvements	500,000	500,000
Middleton Park Playground Replacement	360,000	360,000
Lizard Wash Park	100,000	100,000
Las Colinas Park	2,500,000	2,500,000
Dixie Heritage Park Playground Replacement	400,000	400,000
Desert Vista Park Expansion	750,000	750,000
Curly Hollow Community Park Phase 1	1,000,000	1,000,000
Christensen Park Playground Replacement	450,000	450,000
Boots Cox Family Park Improvements	700,000	700,000
Grand Total	13,658,162	13,658,162

FY 2024-25 Budget
Recreation Bond Project Fund (85) - Line Item Budget

Account Number	FY 2023 Actuals	FY 2024 Adopted Budget	FY 2024 Amended Budget	FY 2024 12-Month Estimate	FY 2025 Dept Request	FY 2025 Budget
Revenue						
Contributions & Transfers						
85-8200 - Transfers From Other Funds	0	0	0	0	5,823,162	5,823,162
85-8100 - Contributions from Others	0	0	0	750,000	0	1,000,000
Contributions & Transfers Total	**0**	**0**	**0**	**750,000**	**5,823,162**	**6,823,162**
Intergovernmental						
85-3400 - State Grants	0	0	0	0	350,000	350,000
Intergovernmental Total	**0**	**0**	**0**	**0**	**350,000**	**350,000**
Debt Issuance						
85-6700 - Sale Of Bonds	0	0	0	15,000,000	0	0
85-6903 - Premium On Bonds Sold	0	0	0	275,583	0	0
Debt Issuance Total	**0**	**0**	**0**	**15,275,583**	**0**	**0**
Appropriated Fund Balance						
85-8800 - Appropriated Fund Balance	0	0	0	-15,750,000	7,110,000	6,485,000
Appropriated Fund Balance Total	**0**	**0**	**0**	**-15,750,000**	**7,110,000**	**6,485,000**
Revenue Total	**0**	**0**	**0**	**275,583**	**13,283,162**	**13,658,162**
Expense						
Materials & Supplies						
85-3112 - Bond Issuance Costs	0	0	0	275,583	0	0
Materials & Supplies Total	**0**	**0**	**0**	**275,583**	**0**	**0**
Capital Outlays						
85-7300 - Improvements	0	0	0	0	13,658,162	13,658,162
Capital Outlays Total	**0**	**0**	**0**	**0**	**13,658,162**	**13,658,162**
Expense Total	**0**	**0**	**0**	**275,583**	**13,658,162**	**13,658,162**

FY 2024-25 Budget
Other Funds

Service Area Overview

The Other Funds includes Special Revenue Funds, Debt Service Funds, Fidicuary Funds and other various activities that do not fit into one of the other major categories. These types of funds account for revenues and resources that are legally restricted at the federal, state, or local level for specific business purposes for which these resources can be used. Funding sources for these funds vary from federal grants (Public Transit System - Suntran) to a small portion of the sales tax (RAP Tax, Transit Tax), with the funding source being based entirely upon the specific business purpose for each fund.

Departments	FY 2023 Actuals	FY 2024 Adopted Budget	FY 2024 Amended Budget	FY 2025 Budget	$ Diff from Adopted	% Diff from Adopted	# of Full-Time Personnel
Switchpoint Fund (21)	1,867	10,000	10,000	9,960	-40	-0.4%	-
2009 Airport Bond Debt Service Fund (26)	701,916	704,600	704,600	701,400	-3,200	-0.5%	-
Recreation Bond Debt Service Fund (28)	1,792,466	1,846,100	1,846,100	1,841,033	-5,067	-0.3%	-
Spec. Assessment Debt Service Fund (29)	341	11,000	11,000	1,000	-10,000	-90.9%	-
Dixie Center Operations Fund (30)	1,101,945	2,420,277	2,420,277	3,000	-2,417,277	-99.9%	-
Airport PFC Charges Fund (31)	160,331	1,613,400	1,613,400	204,632	-1,408,768	-87.3%	-
Community Development Block Grant Fun	373,095	780,848	1,518,128	635,012	-145,836	-18.7%	-
Police Drug Seizures Fund (50)	146,667	43,000	43,000	45,500	2,500	5.8%	-
Self Insurance Fund (63)	1,368,448	738,030	738,030	1,237,729	499,699	67.7%	-
Public Transit System Fund (64)	3,743,517	15,133,549	15,133,549	9,499,709	-5,633,840	-37.2%	38.50
Transit Tax Fund (65)	2,043	520,000	520,000	594,893	74,893	14.4%	-
Health Insurance Fund (66)	0	13,144,445	13,144,445	12,548,850	-595,595	-4.5%	-
Housing Fund (69)	2,208	211,000	211,000	10,960	-200,040	-94.8%	-
Perpetual Care Fund (74)	110,641	351,500	351,500	351,500	0	0.0%	-
American Rescue Plan Grant Fund (75)	11,101,262	1,353,300	2,558,851	4,166	-1,349,134	-99.7%	-
Johnson Dino Track Preservation (77)	5,339	6,500	6,500	7,403	903	13.9%	-
Museum Permanent Acquisition Fund (79)	2,542	25,500	25,500	5,500	-20,000	-78.4%	-
Rap Tax Fund (80)	2,387,759	4,114,216	4,409,634	2,891,435	-1,222,781	-29.7%	-
2007 Sales Tax Road Bond Fund (84)	1,000,683	1,000	1,000	1,000	0	0.0%	-
Grand Total	**24,003,070**	**43,028,265**	**45,266,514**	**30,594,682**	**-12,433,583**	**-28.9%**	**38.50**

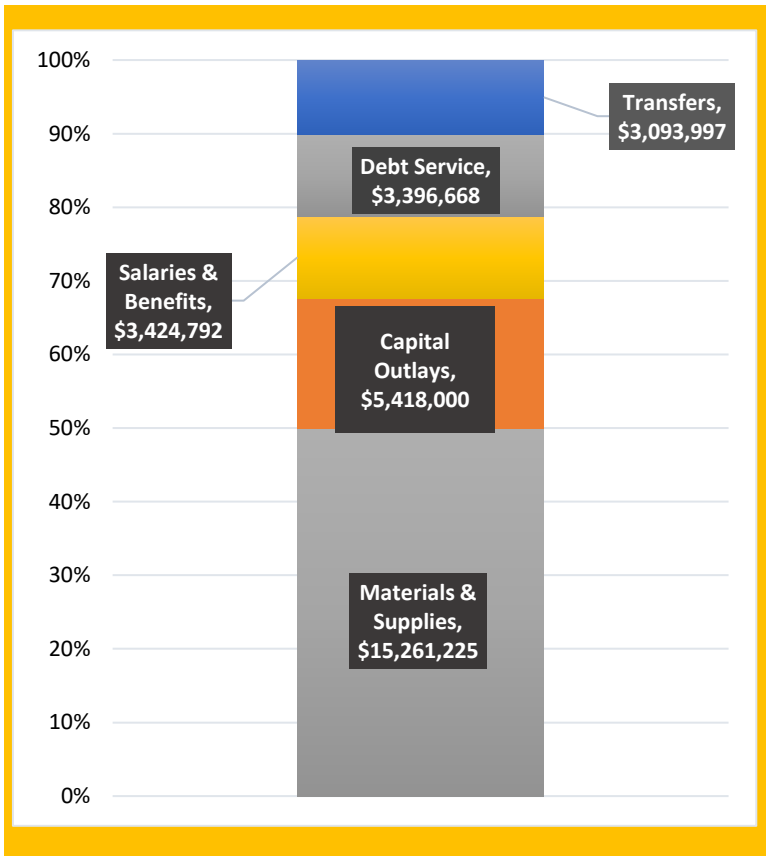

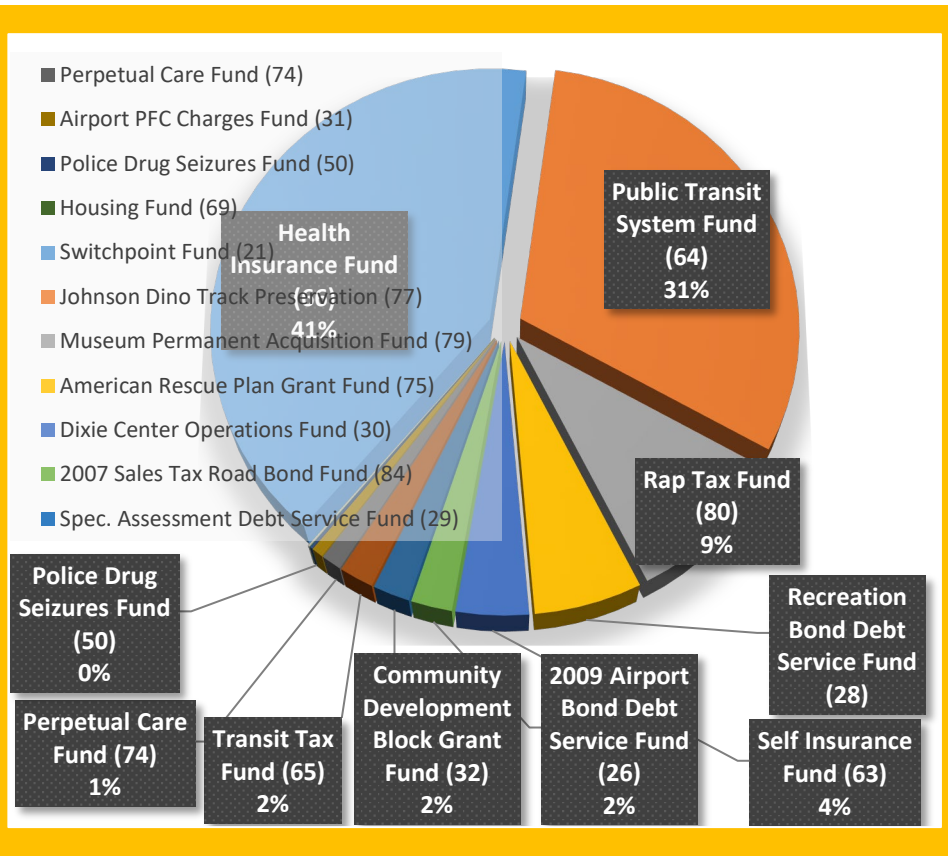

FY 2024-25 Budget
Other Funds - Switchpoint Fund

Department Overview

Switchpoint Community Resource Center opened in August 2014 and is designed to assist our community's homeless population. Switchpoint is equipped to accommodate up to 64 individuals with temporary housing and its goal is to provide its patrons with the support, job sets, and social skills needed to transition individuals' lives to help them be marketable, employed, housed, and equipped with the skills necessary to regain stability in their life. Switchpoint's motto is "It Takes All of Us" and the facility also provides onsite case workers, workforce services, food pantry, and other supporting services. Effective beginning Fiscal Year 2017, the operations of Switchpoint will be fully independent from the City and operated by the Friends of Switchpoint, a non-profit organization. The City retains ownership of the building and leases the property to Friends of Switchpoint.

Department Position Overview

There are no full-time positions funded in this budget.

Authorized FT	
2021	0
2022	0
2023	0
2024	0
2025	0

Summary of Expenses by Category

Expense Summary	FY 2022 Actuals	FY 2023 Actuals	FY 2024 Adopted Budget	FY 2024 Projected	FY 2025 Budget	$ Diff (Budget vs. Budget)
Salaries & Benefits	0	0	0	0	0	0
Materials & Supplies	1,708	1,867	10,000	11,696	9,960	-40
Capital Outlays	0	0	0	0	0	0
Transfers	0	0	0	0	0	0
Grand Total	**1,708**	**1,867**	**10,000**	**11,696**	**9,960**	**-40**

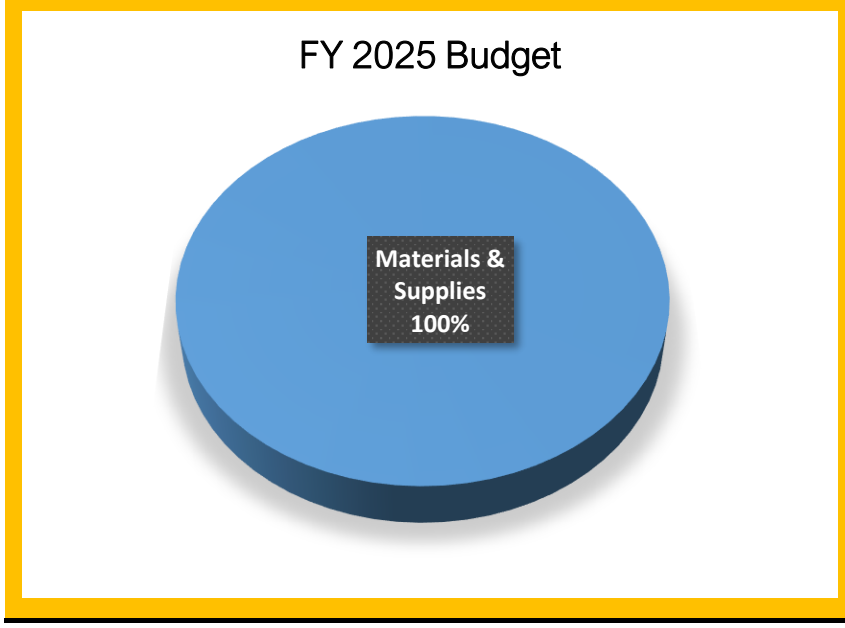

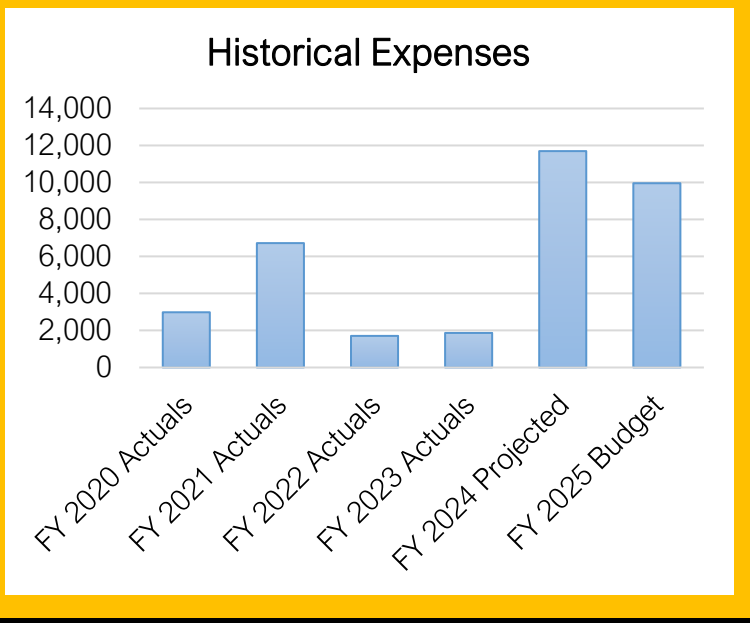

Summary of Capital Outlay

This fund has no projects proposed this fiscal year.

FY 2024-25 Budget
Switchpoint Fund (21) - Line Item Budget

Account Number	FY 2023 Actuals	FY 2024 Adopted Budget	FY 2024 Amended Budget	FY 2024 12-Month Estimate	FY 2025 Dept Request	FY 2025 Budget
Revenue						
Contributions & Transfers						
21-8200 - Transfers From Other Funds	1,867	10,000	10,000	10,000	9,960	9,960
Contributions & Transfers Total	**1,867**	**10,000**	**10,000**	**10,000**	**9,960**	**9,960**
Miscellaneous Revenue						
21-8400 - Insurance Claim Proceeds	0	0	0	8,992	0	0
Miscellaneous Revenue Total	**0**	**0**	**0**	**8,992**	**0**	**0**
Appropriated Fund Balance						
21-8800 - Appropriated Fund Balance	0	0	0	-7,296	0	0
Appropriated Fund Balance Total	**0**	**0**	**0**	**-7,296**	**0**	**0**
Revenue Total	**1,867**	**10,000**	**10,000**	**11,696**	**9,960**	**9,960**
Expense						
Materials & Supplies						
21-2600 - Buildings And Grounds	214	7,500	7,500	10,000	7,500	7,500
21-3100 - Professional & Tech. Services	341	1,000	1,000	369	1,000	1,000
21-5100 - Insurance And Surety Bonds	1,312	1,500	1,500	1,327	1,460	1,460
Materials & Supplies Total	**1,867**	**10,000**	**10,000**	**11,696**	**9,960**	**9,960**
Expense Total	**1,867**	**10,000**	**10,000**	**11,696**	**9,960**	**9,960**

FY 2024-25 Budget
Other Funds - Airport Bond Debt Service

Department Overview

In Fiscal Year 2010, in recognition of the economic and community benefits of the Replacement Airport, Washington County agreed to participate with the Replacement Airport's construction funding by committing a portion of their Tourism, Recreation, Culture, and Convention (TRCC) taxes in the amount of $700,000 annually over a 25-year period. The City then pledged this revenue stream to secure bond financing for the Replacement Airport project. The bonds were originally issued under the Build America Bonds (BAB) program whereby the City will receive a percentage of interest payments back from the Federal Government. The bonds were refinanced in FY2018 as Excise Tax Revenue Bonds. This fund is used to reflect annual receipts and the corresponding debt service.

Department Position Overview

There are no full-time positions funded in this budget.

Authorized FT	
2021	0
2022	0
2023	0
2024	0
2025	0

Summary of Expenses by Category

Expense Summary	FY 2022 Actuals	FY 2023 Actuals	FY 2024 Adopted Budget	FY 2024 Projected	FY 2025 Budget	$ Diff (Budget vs. Budget)
Materials & Supplies	3,235	5,116	5,200	3,473	5,200	0
Capital Outlays	0	0	0	0	0	0
Debt Service	699,550	696,800	699,400	699,400	696,200	-3,200
Transfers	0	0	0	0	0	0
Grand Total	**702,785**	**701,916**	**704,600**	**702,873**	**701,400**	**-3,200**

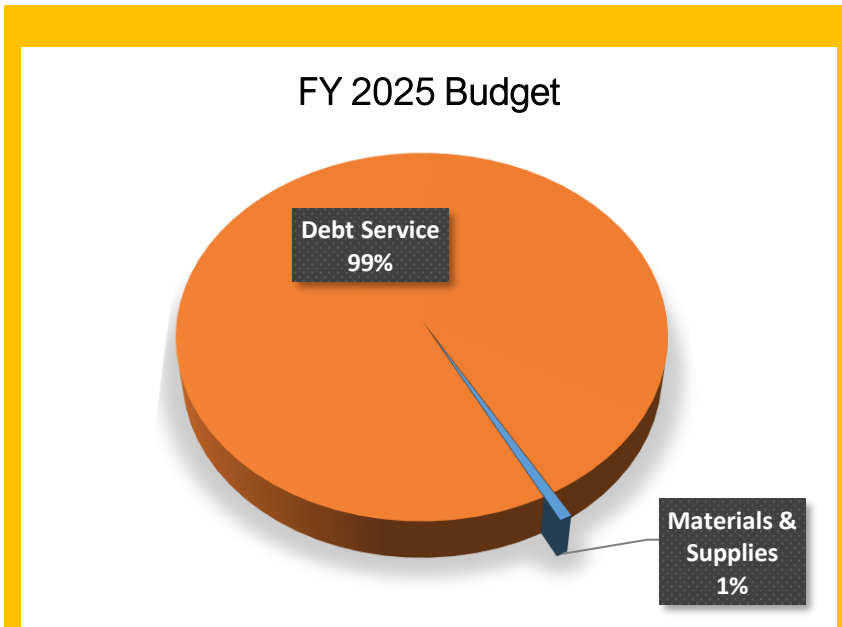

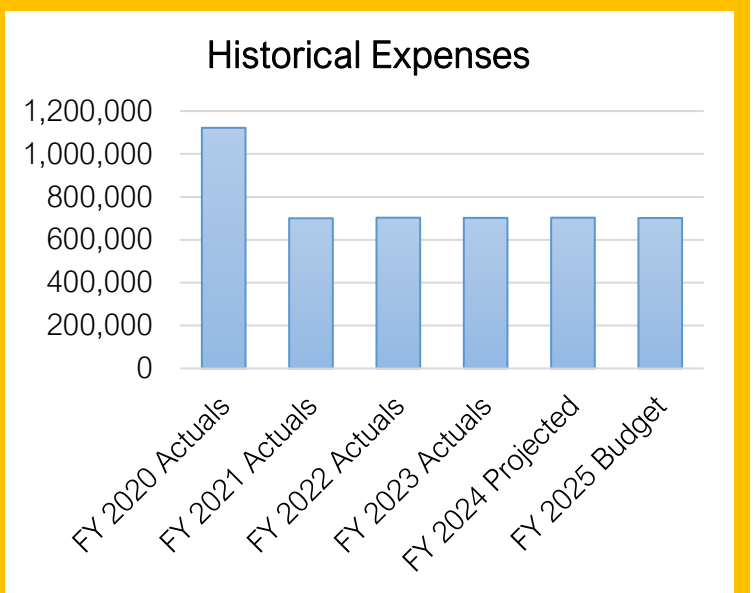

Summary of Capital Outlay

This fund has no projects proposed this fiscal year.

FY 2024-25 Budget
2009 Airport Bond Debt Service Fund (26) - Line Item Budget

Account Number	FY 2023 Actuals	FY 2024 Adopted Budget	FY 2024 Amended Budget	FY 2024 12-Month Estimate	FY 2025 Dept Request	FY 2025 Budget
Revenue						
Miscellaneous Revenue						
26-6100 - Interest Earnings	2,998	1,200	1,200	5,200	1,200	1,200
26-8301 - Washington Co Trcc Taxes	700,000	700,000	700,000	700,000	700,000	700,000
Miscellaneous Revenue Total	**702,998**	**701,200**	**701,200**	**705,200**	**701,200**	**701,200**
Appropriated Fund Balance						
26-8800 - Appropriated Fund Balance	0	3,400	3,400	-2,327	0	200
Appropriated Fund Balance Total	**0**	**3,400**	**3,400**	**-2,327**	**0**	**200**
Revenue Total	**702,998**	**704,600**	**704,600**	**702,873**	**701,200**	**701,400**
Expense						
Materials & Supplies						
26-3100 - Professional & Tech. Services	5,116	5,200	5,200	3,473	5,200	5,200
Materials & Supplies Total	**5,116**	**5,200**	**5,200**	**3,473**	**5,200**	**5,200**
Debt Service						
26-8100 - Principal On Bonds	435,000	455,000	455,000	455,000	470,000	470,000
26-8200 - Interest On Bonds	261,800	244,400	244,400	244,400	226,200	226,200
Debt Service Total	**696,800**	**699,400**	**699,400**	**699,400**	**696,200**	**696,200**
Expense Total	**701,916**	**704,600**	**704,600**	**702,873**	**701,400**	**701,400**

FY 2024-25 Budget
Other Funds - Recreation Bond Debt Service Fund

Department Overview

State Law (59-2-911) allows taxing agencies to add a tax levy for the purpose of paying debt service payments and providing for a sinking fund in relation to voter authorized indebtedness. The revenues collected from the levy can only be used for the purpose which the levy was made. In 1996, citizens voted for the issuance of General Obligation Bonds ($18 million total) for the purpose of constructing recreational facilities. The final debt payment was made on the 1996 G.O. bond during FY 2024. For FY 2025 and going forward this fund will be used to track debt service payments for the 2023 Trails, Parks, and Recreation G.O. bond approved by voters in November 2023. The Recreation Bond Debt Service Fund is used to account for the accumulation of resources and payment of the G.O. Bonds.

Department Position Overview

There are no full-time positions funded in this budget.

Authorized FT	
2021	0
2022	0
2023	0
2024	0
2025	0

Summary of Expenses by Category

Expense Summary	FY 2022 Actuals	FY 2023 Actuals	FY 2024 Adopted Budget	FY 2024 Projected	FY 2025 Budget	$ Diff (Budget vs. Budget)
Materials & Supplies	2,035	1,566	5,000	1,673	5,000	0
Debt Service	1,523,325	1,790,900	1,841,100	1,841,100	1,836,033	-5,067
Transfers	0	0	0	0	0	0
Grand Total	1,525,360	1,792,466	1,846,100	1,842,773	1,841,033	-5,067

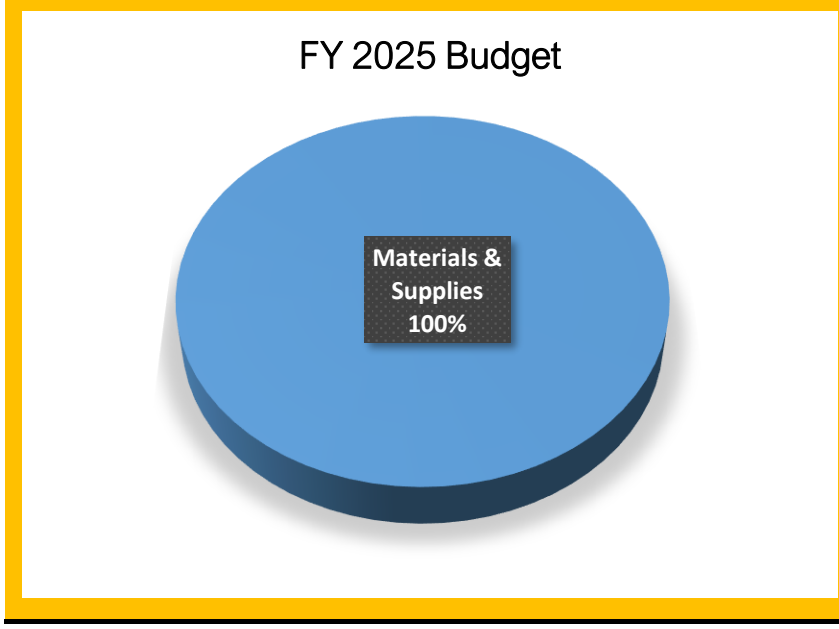

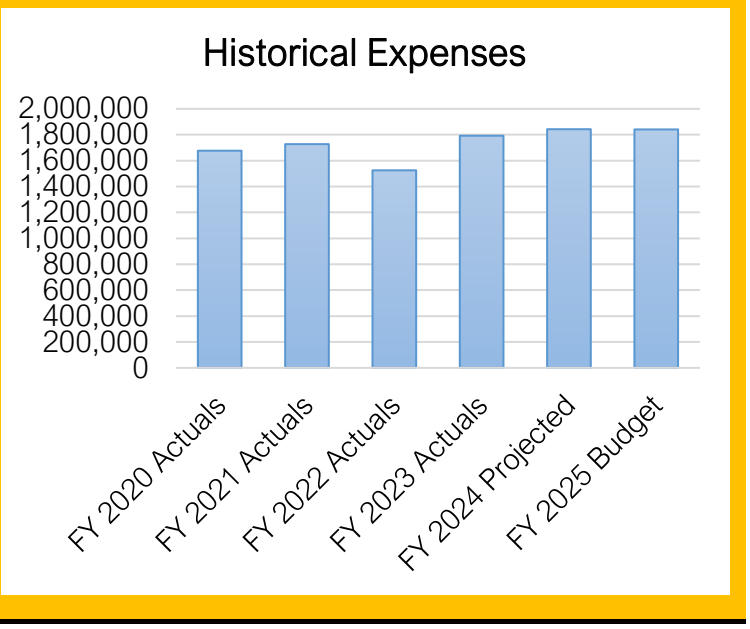

Summary of Capital Outlay

There are no capital projects proposed in this fund.

FY 2024-25 Budget
Recreation Bond Debt Service Fund (28) - Line Item Budget

Account Number	FY 2023 Actuals	FY 2024 Adopted Budget	FY 2024 Amended Budget	FY 2024 12-Month Estimate	FY 2025 Dept Request	FY 2025 Budget
Revenue						
Miscellaneous Revenue						
28-6100 - Interest Earnings	2,092	2,100	2,100	0	0	0
Miscellaneous Revenue Total	**2,092**	**2,100**	**2,100**	**0**	**0**	**0**
Appropriated Fund Balance						
28-8800 - Appropriated Fund Balance	0	2,900	2,900	1,673	5,000	5,000
Appropriated Fund Balance Total	**0**	**2,900**	**2,900**	**1,673**	**5,000**	**5,000**
Restricted Taxes						
28-1100 - Current Property Taxes	1,790,900	1,841,100	1,841,100	1,841,100	1,837,967	1,836,033
Restricted Taxes Total	**1,790,900**	**1,841,100**	**1,841,100**	**1,841,100**	**1,837,967**	**1,836,033**
Revenue Total	**1,792,992**	**1,846,100**	**1,846,100**	**1,842,773**	**1,842,967**	**1,841,033**
Expense						
Materials & Supplies						
28-3100 - Professional & Tech. Services	1,566	5,000	5,000	1,673	5,000	5,000
Materials & Supplies Total	**1,566**	**5,000**	**5,000**	**1,673**	**5,000**	**5,000**
Debt Service						
28-8100 - Principal On Bonds	1,685,000	1,805,000	1,805,000	1,805,000	1,190,000	1,210,000
28-8200 - Interest On Bonds	105,900	36,100	36,100	36,100	647,967	626,033
Debt Service Total	**1,790,900**	**1,841,100**	**1,841,100**	**1,841,100**	**1,837,967**	**1,836,033**
Expense Total	**1,792,466**	**1,846,100**	**1,846,100**	**1,842,773**	**1,842,967**	**1,841,033**

FY 2024-25 Budget
Other Funds - Special Assessment Debt Service Fund

Department Overview

The Special Assessment Debt Service fund is used to account for collections and accumulation of assessment payments from property owners assessed in a Special Improvement District (SID). The assessments collected are then passed through for the annual debt service principal and interest payments on the SIDs.

Department Position Overview

There are no full-time positions funded in this budget.

Authorized FT	
2021	0
2022	0
2023	0
2024	0
2025	0

Summary of Expenses by Category

Expense Summary	FY 2022 Actuals	FY 2023 Actuals	FY 2024 Adopted Budget	FY 2024 Projected	FY 2025 Budget	$ Diff (Budget vs. Budget)
Materials & Supplies	334	341	11,000	368	1,000	-10,000
Debt Service	0	0	0	0	0	0
Transfers	0	0	0	0	0	0
Grand Total	**334**	**341**	**11,000**	**368**	**1,000**	**-10,000**

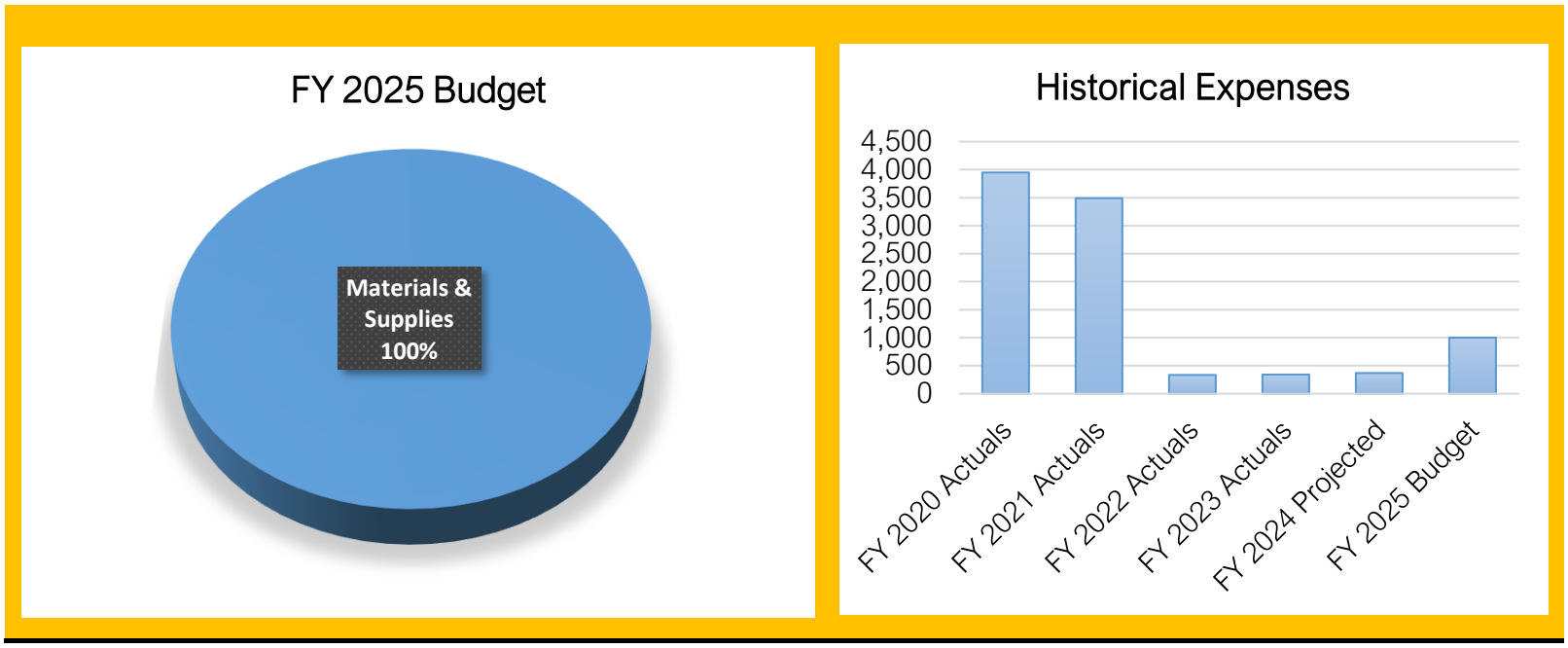

Summary of Capital Outlay

This fund has no projects proposed this fiscal year.

FY 2024-25 Budget
Spec. Assessment Debt Service Fund (29) - Line Item Budget

Account Number	FY 2023 Actuals	FY 2024 Adopted Budget	FY 2024 Amended Budget	FY 2024 12-Month Estimate	FY 2025 Dept Request	FY 2025 Budget
Revenue						
Miscellaneous Revenue						
29-6100 - Interest Earnings	5,449	4,300	4,300	6,700	4,300	4,300
Miscellaneous Revenue Total	**5,449**	**4,300**	**4,300**	**6,700**	**4,300**	**4,300**
Appropriated Fund Balance						
29-8800 - Appropriated Fund Balance	0	6,700	6,700	-6,332	0	-3,300
Appropriated Fund Balance Total	**0**	**6,700**	**6,700**	**-6,332**	**0**	**-3,300**
Revenue Total	**5,449**	**11,000**	**11,000**	**368**	**4,300**	**1,000**
Expense						
Materials & Supplies						
29-3100 - Professional & Tech. Services	341	1,000	1,000	368	1,000	1,000
29-5600 - Bad Debt Expense	0	10,000	10,000	0	0	0
Materials & Supplies Total	**341**	**11,000**	**11,000**	**368**	**1,000**	**1,000**
Expense Total	**341**	**11,000**	**11,000**	**368**	**1,000**	**1,000**

FY 2024-25 Budget
Other Funds - Dixie Center Fund

Department Overview

In January 1997, the City and Washington County formed the Washington County Intergovernmental Agency (WCIA) partnership to acquire, construct, equip, operate, and maintain the Dixie Convention Center. The County's participation was 62% and The City's participation was 38%. In FY 2024 WCIA was desolved and this operation was taken over by Washington County.

Department Position Overview

There are no full-time positions funded in this budget.

Authorized FT	
2021	13
2022	13
2023	13.3
2024	13.3
2025	0

Summary of Expenses by Category

Expense Summary	FY 2022 Actuals	FY 2023 Actuals	FY 2024 Adopted Budget	FY 2024 Projected	FY 2025 Budget	$ Diff (Budget vs. Budget)
Salaries & Benefits	885,668	1,094,980	1,157,977	645,864	0	-1,157,977
Materials & Supplies	7,002	6,965	12,300	4,476	3,000	-9,300
Capital Outlays	0	0	0	0	0	0
Debt Service	422,015	0	0	0	0	0
Transfers	700,000	0	1,250,000	1,250,000	0	-1,250,000
Grand Total	2,014,685	1,101,945	2,420,277	1,900,340	3,000	-2,417,277

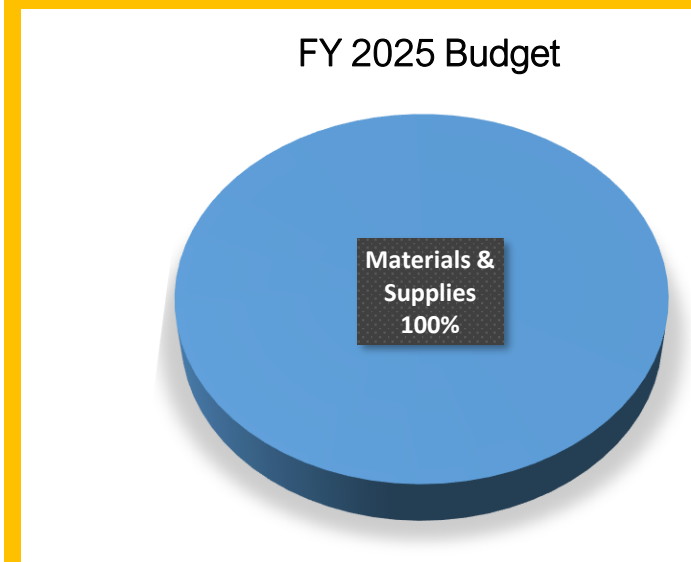

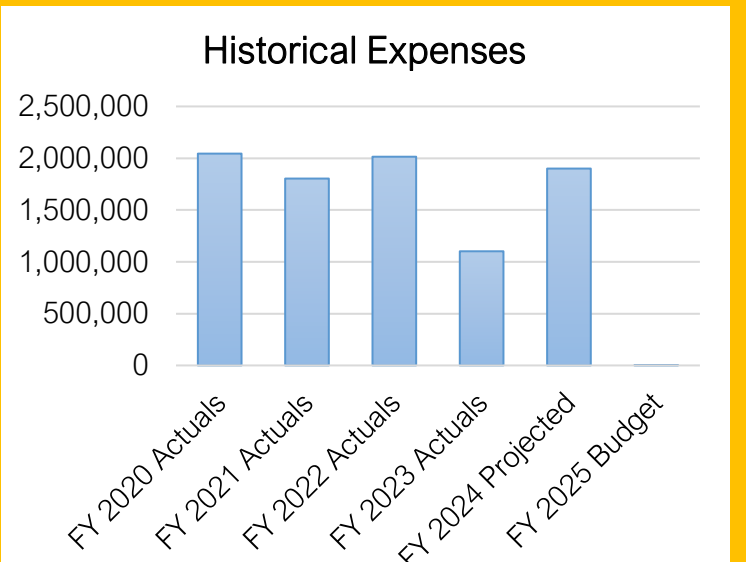

Summary of Capital Outlay

This fund has no projects proposed this fiscal year.

FY 2024-25 Budget
Dixie Center Operations Fund (30) - Line Item Budget

Account Number	FY 2023 Actuals	FY 2024 Adopted Budget	FY 2024 Amended Budget	FY 2024 12-Month Estimate	FY 2025 Dept Request	FY 2025 Budget
Revenue						
Contributions & Transfers						
30-8200 - Transfers From Other Funds	209,000	209,000	209,000	0	0	0
Contributions & Transfers Total	**209,000**	**209,000**	**209,000**	**0**	**0**	**0**
Intergovernmental						
30-8303 - Contributions - Wash County	1,207,896	948,977	948,977	533,127	0	0
Intergovernmental Total	**1,207,896**	**948,977**	**948,977**	**533,127**	**0**	**0**
Miscellaneous Revenue						
30-6100 - Interest Earnings	74,705	36,500	36,500	98,000	0	36,500
Miscellaneous Revenue Total	**74,705**	**36,500**	**36,500**	**98,000**	**0**	**36,500**
Appropriated Fund Balance						
30-8800 - Appropriated Fund Balance	0	1,225,800	1,225,800	1,269,213	0	-33,500
Appropriated Fund Balance Total	**0**	**1,225,800**	**1,225,800**	**1,269,213**	**0**	**-33,500**
Revenue Total	**1,491,601**	**2,420,277**	**2,420,277**	**1,900,340**	**0**	**3,000**
Expense						
Salaries & Benefits						
30-1100 - Salaries & Wages Full/Time	671,826	725,456	725,456	422,761	0	0
30-1200 - Salaries & Wages Part/Time	51,800	45,000	45,000	43,554	0	0
30-1210 - Overtime Pay	32,936	10,000	10,000	6,928	0	0
30-1300 - Fica	56,934	59,706	59,706	35,118	0	0
30-1310 - Insurance Benefits	154,399	193,761	193,761	77,089	0	0
30-1320 - Retirement Benefits	127,085	124,054	124,054	60,414	0	0
Salaries & Benefits Total	**1,094,980**	**1,157,977**	**1,157,977**	**645,864**	**0**	**0**
Materials & Supplies						
30-2670 - Fuel	1,229	2,500	2,500	122	0	0
30-2680 - Fleet Maintenance	227	2,000	2,000	162	0	0
30-2700 - Special Departmental Supplies	0	900	900	0	0	0
30-3100 - Professional & Tech. Services	2,369	3,000	3,000	1,950	0	3,000
30-5100 - Insurance And Surety Bonds	3,140	3,900	3,900	2,242	0	0
Materials & Supplies Total	**6,965**	**12,300**	**12,300**	**4,476**	**0**	**3,000**
Transfers						
30-9100 - Transfers To Other Funds	0	1,250,000	1,250,000	1,250,000	0	0
Transfers Total	**0**	**1,250,000**	**1,250,000**	**1,250,000**	**0**	**0**
Expense Total	**1,101,945**	**2,420,277**	**2,420,277**	**1,900,340**	**0**	**3,000**

FY 2024-25 Budget
Other Funds - Airport PFC Fund

Department Overview

The Airport Passenger Facility Charge (PFC) Program allows the collection of PFC fees for every enplaned passenger at commercial airports controlled by public agencies. Airports use these fees to fund FAA-authorized projects that enhance safety, security, or capacity; reduce noise; or increase air carrier competition. Participation in the PFC Program is done through an application process in which the FAA determines the maximum amount of fees that can be collected under each Application Number. The bulk of the funding included in this budget is for transfers to the General Fund or Regional Airport Capital Project Fund as the City's match to Federal grants for improvements to the airport.

Department Position Overview

There are no full-time positions funded in this budget.

Authorized FT	
2021	0
2022	0
2023	0
2024	0
2025	0

Summary of Expenses by Category

Expense Summary	FY 2022 Actuals	FY 2023 Actuals	FY 2024 Adopted Budget	FY 2024 Projected	FY 2025 Budget	$ Diff (Budget vs. Budget)
Materials & Supplies	2,238	2,494	3,000	2,462	3,000	0
Capital Outlays	0	0	0	0	0	0
Debt Service	0	0	0	0	0	0
Transfers	0	157,837	1,610,400	1,589,310	201,632	-1,408,768
Grand Total	**2,238**	**160,331**	**1,613,400**	**1,591,772**	**204,632**	**-1,408,768**

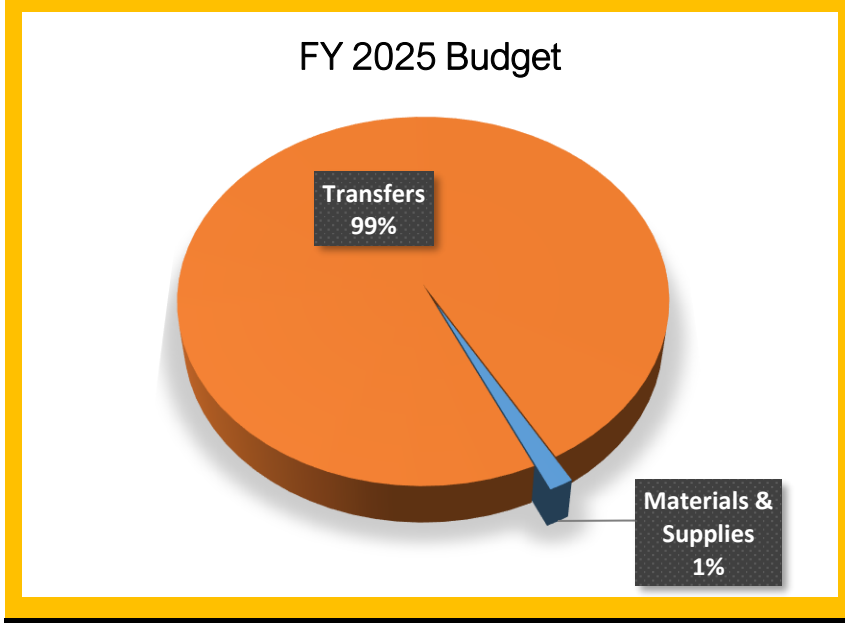

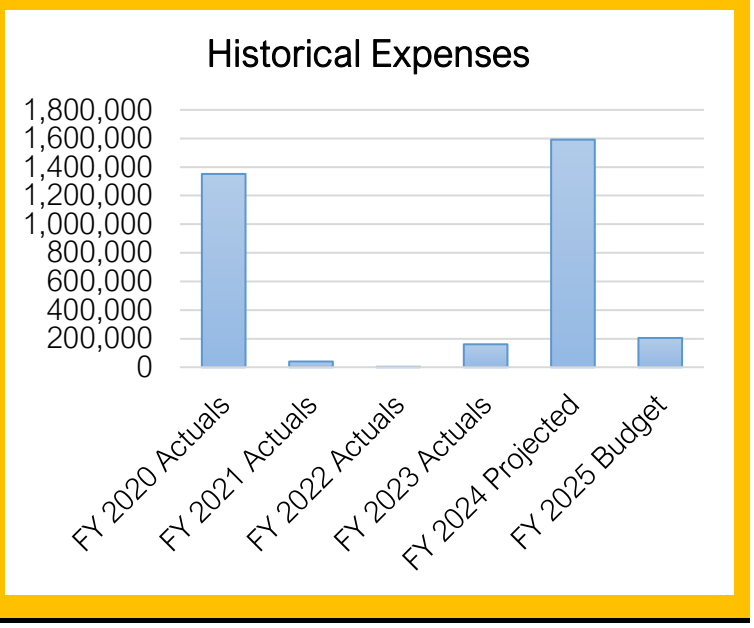

Summary of Capital Outlay

The capital projects for this fund are accounted for in the Airport Capital Project Fund. The Transfer-out reflected in this fund is to pay for the projects planned for FY 2025 budgeted for in the Airport Capital Project Fund (88) as detailed in that section of this year's budget.

FY 2024-25 Budget
Airport PFC Charges Fund (31) - Line Item Budget

Account Number	FY 2023 Actuals	FY 2024 Adopted Budget	FY 2024 Amended Budget	FY 2024 12-Month Estimate	FY 2025 Dept Request	FY 2025 Budget
Revenue						
Charges For Services						
31-7810 - Airport Pfc Fees	526,174	500,000	500,000	525,000	525,000	525,000
Charges For Services Total	**526,174**	**500,000**	**500,000**	**525,000**	**525,000**	**525,000**
Miscellaneous Revenue						
31-6100 - Interest Earnings	49,941	40,000	40,000	59,283	40,000	40,000
Miscellaneous Revenue Total	**49,941**	**40,000**	**40,000**	**59,283**	**40,000**	**40,000**
Appropriated Fund Balance						
31-8800 - Appropriated Fund Balance	0	1,073,400	1,073,400	1,007,489	0	-360,368
Appropriated Fund Balance Total	**0**	**1,073,400**	**1,073,400**	**1,007,489**	**0**	**-360,368**
Revenue Total	**576,115**	**1,613,400**	**1,613,400**	**1,591,772**	**565,000**	**204,632**
Expense						
Materials & Supplies						
31-3100 - Professional & Tech. Services	2,494	3,000	3,000	2,462	3,000	3,000
Materials & Supplies Total	**2,494**	**3,000**	**3,000**	**2,462**	**3,000**	**3,000**
Transfers						
31-9100 - Transfers To Other Funds	157,837	1,610,400	1,610,400	1,589,310	201,632	201,632
Transfers Total	**157,837**	**1,610,400**	**1,610,400**	**1,589,310**	**201,632**	**201,632**
Expense Total	**160,331**	**1,613,400**	**1,613,400**	**1,591,772**	**204,632**	**204,632**

FY 2024-25 Budget
Other Funds - Community Development Block Grant Fund

Department Overview

The Community Development Block Grant (CDBG) program allocates annual grants to larger cities and urban counties to develop viable communities by providing decent housing, a suitable living environment, and opportunities to expand economic opportunities, principally for low- and moderate-income persons. The City of St. George became an entitlement city in 2004 when it was designated as a Metropolitan Planning Organization (MPO). Programs are funded through a specific application process and approved by the Mayor and City Council. The annual federal allocation is generally around $500,000 to $600,000; however unused funding is carried over to subequent years.

Department Position Overview

There are no full-time positions funded in this budget.

Authorized FT	
2021	0
2022	0
2023	0
2024	0
2025	0

Summary of Expenses by Category

Expense Summary	FY 2022 Actuals	FY 2023 Actuals	FY 2024 Adopted Budget	FY 2024 Projected	FY 2025 Budget	$ Diff (Budget vs. Budget)
Materials & Supplies	746,081	168,667	170,350	91,350	89,000	-81,350
Debt Service	0	0	0	0	0	0
Transfers	760,028	204,428	610,498	1,422,778	546,012	-64,486
Grand Total	1,506,110	373,095	780,848	1,514,128	635,012	-145,836

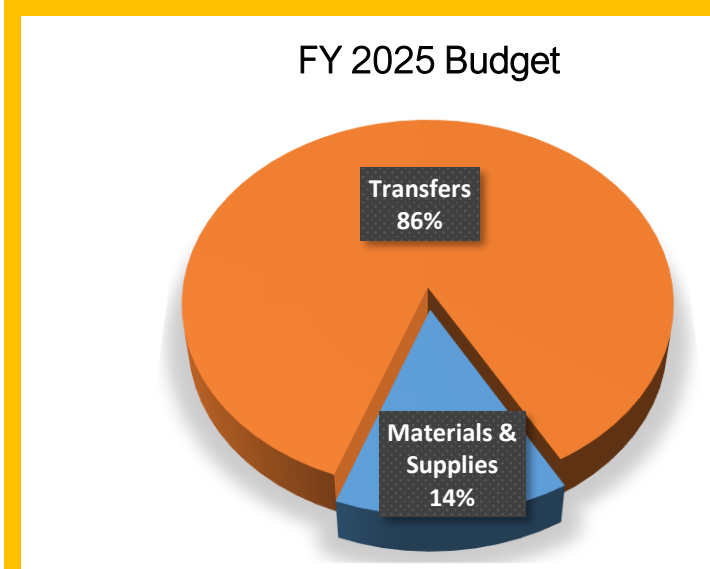

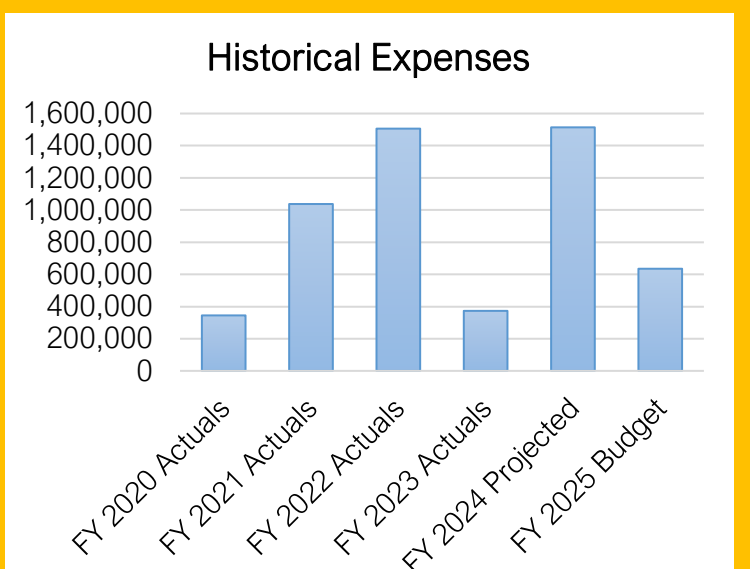

Summary of Capital Outlay

For FY 2024, FY 2025, and FY 2026 CDBG funds are planned for the purchase of a replacement fire engine for station #1.

FY 2024-25 Budget
Community Development Block Grant Fund (32) - Line Item Budget

Account Number	FY 2023 Actuals	FY 2024 Adopted Budget	FY 2024 Amended Budget	FY 2024 12-Month Estimate	FY 2025 Dept Request	FY 2025 Budget
Revenue						
Intergovernmental						
32-3100 - Federal Grants	368,950	780,848	1,518,128	1,439,128	634,012	634,012
Intergovernmental Total	**368,950**	**780,848**	**1,518,128**	**1,439,128**	**634,012**	**634,012**
Miscellaneous Revenue						
32-6100 - Interest Earnings	3,603	500	500	25,000	1,000	1,000
32-6921 - Assistance Repayments	16,000	20,000	20,000	10,000	0	0
Miscellaneous Revenue Total	**19,603**	**20,500**	**20,500**	**35,000**	**1,000**	**1,000**
Appropriated Fund Balance						
32-8800 - Appropriated Fund Balance	0	-20,500	-20,500	40,000	0	0
Appropriated Fund Balance Total	**0**	**-20,500**	**-20,500**	**40,000**	**0**	**0**
Revenue Total	**388,553**	**780,848**	**1,518,128**	**1,514,128**	**635,012**	**635,012**
Expense						
Materials & Supplies						
32-2765 - Covid 19 Expenditures	26,686	0	0	0	0	0
32-3100 - Professional & Tech. Services	10,456	81,000	81,000	2,000	6,000	6,000
32-6000 - Cdbg Activities	131,525	89,350	89,350	89,350	83,000	83,000
Materials & Supplies Total	**168,667**	**170,350**	**170,350**	**91,350**	**89,000**	**89,000**
Transfers						
32-9100 - Transfers To Other Funds	204,428	610,498	1,347,778	1,422,778	546,012	546,012
Transfers Total	**204,428**	**610,498**	**1,347,778**	**1,422,778**	**546,012**	**546,012**
Expense Total	**373,095**	**780,848**	**1,518,128**	**1,514,128**	**635,012**	**635,012**

FY 2024-25 Budget
Other Funds - Police Seizure Fund

Department Overview

As the Washington County Drug/Gang Task Force collects monies for crime-related activities, they place it in this account. The money is then either returned to the owner or forfeited. All forfeited funds are sent to the State of Utah. Returned funds are generally programmed to fund one-time capital expenditures.

Department Position Overview

There are no full-time positions funded in this budget.

Authorized FT	
2021	0
2022	0
2023	0
2024	0
2025	0

Summary of Expenses by Category

Expense Summary	FY 2022 Actuals	FY 2023 Actuals	FY 2024 Adopted Budget	FY 2024 Projected	FY 2025 Budget	$ Diff (Budget vs. Budget)
Materials & Supplies	2,844	12,511	18,000	21,600	20,500	2,500
Capital Outlays	12,021	134,156	25,000	21,400	25,000	0
Transfers	0	0	0	0	0	0
Grand Total	**14,865**	**146,667**	**43,000**	**43,000**	**45,500**	**2,500**

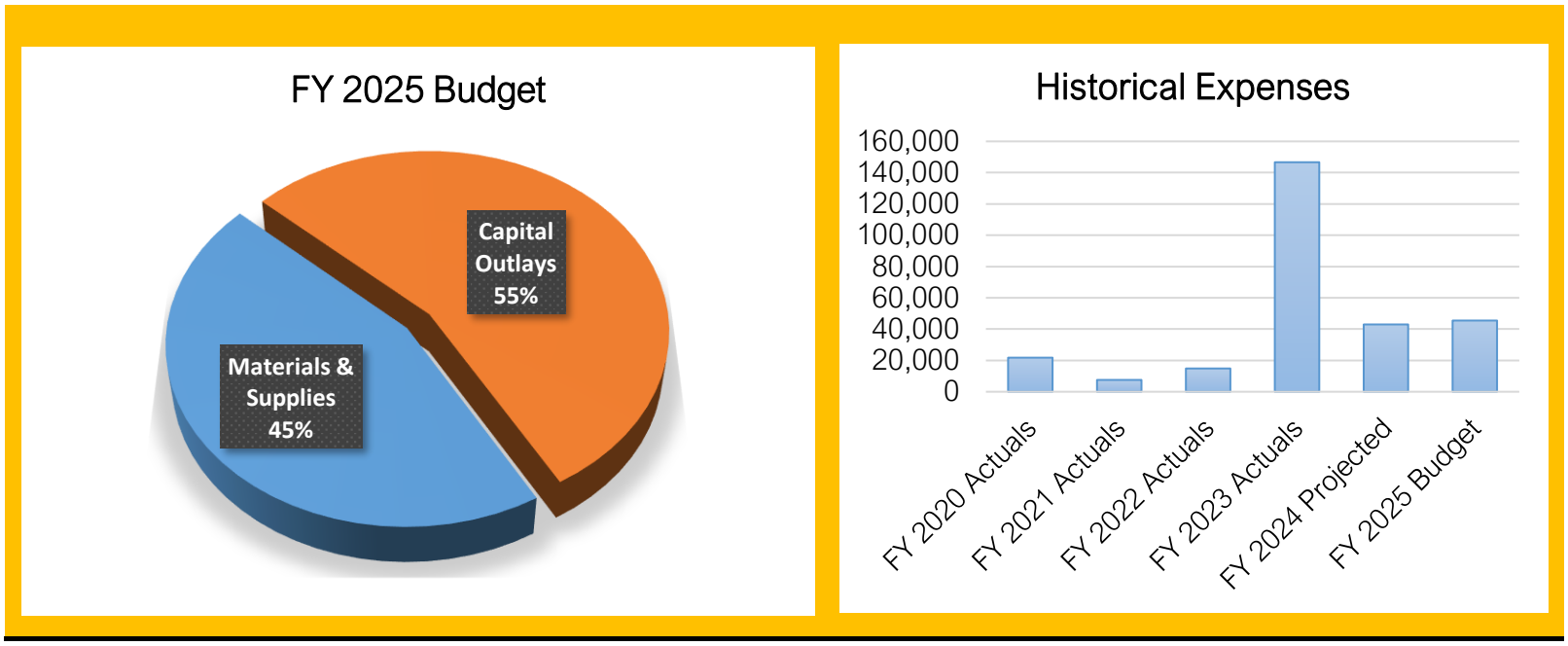

Summary of Capital Outlay

	FY 2025 Dept. Request	FY 2025 Proposed
Public safety equipment.	25,000	25,000
Grand Total	**25,000**	**25,000**

FY 2024-25 Budget
Police Drug Seizures Fund (50) - Line Item Budget

Account Number	FY 2023 Actuals	FY 2024 Adopted Budget	FY 2024 Amended Budget	FY 2024 12-Month Estimate	FY 2025 Dept Request	FY 2025 Budget
Revenue						
Miscellaneous Revenue						
50-6100 - Interest Earnings	16,061	16,000	16,000	21,000	16,000	16,000
50-6401 - Drug Seizure Forfeitures	44,169	0	0	51,000	0	0
50-6601 - Drug Task Force Seizures	16,650	20,000	20,000	10,000	20,000	20,000
50-6702 - Task Force Restitution Received	2,943	2,500	2,500	5,000	2,500	2,500
50-6400 - Sale of Property	0	0	0	15,000	0	0
Miscellaneous Revenue Total	**79,823**	**38,500**	**38,500**	**102,000**	**38,500**	**38,500**
Appropriated Fund Balance						
50-8800 - Appropriated Fund Balance	0	4,500	4,500	-59,000	0	7,000
Appropriated Fund Balance Total	**0**	**4,500**	**4,500**	**-59,000**	**0**	**7,000**
Revenue Total	**79,823**	**43,000**	**43,000**	**43,000**	**38,500**	**45,500**
Expense						
Materials & Supplies						
50-2300 - Travel & Training	0	0	0	6,100	0	0
50-2312 - Task Force Travel & Train	2,581	5,000	5,000	2,500	5,000	5,000
50-2412 - Task Force Office Supplies	0	500	500	500	500	500
50-2714 - Task Force Spec Dept Supplies	4,941	10,000	10,000	10,000	10,000	10,000
50-3100 - Professional & Tech. Services	4,880	2,500	2,500	2,500	5,000	5,000
50-5400 - Lease Payments	109	0	0	0	0	0
Materials & Supplies Total	**12,511**	**18,000**	**18,000**	**21,600**	**20,500**	**20,500**
Capital Outlays						
50-7400 - Equipment Purchases	134,156	25,000	25,000	21,400	25,000	25,000
Capital Outlays Total	**134,156**	**25,000**	**25,000**	**21,400**	**25,000**	**25,000**
Expense Total	**146,667**	**43,000**	**43,000**	**43,000**	**45,500**	**45,500**

FY 2024-25 Budget
Other Funds - Self Insurance Fund

Department Overview

The Self Insurance Fund is used as an internal service fund whereby the City's departments and divisions are billed for their share of liability and property insurance. Liability insurance is allocated based upon the number of Full-Time "Equivalent" Employees and vehicles per department; and property insurance is billed based upon the proportionate share of property value covered. Miscellaneous claims are also paid from this fund.

Department Position Overview

There are no full-time positions funded in this budget.

Authorized FT	
2021	0
2022	0
2023	0
2024	0
2025	0

Summary of Expenses by Category

Expense Summary	FY 2022 Actuals	FY 2023 Actuals	FY 2024 Adopted Budget	FY 2024 Projected	FY 2025 Budget	$ Diff (Budget vs. Budget)
Materials & Supplies	484,592	1,368,448	738,030	1,130,902	1,237,729	499,699
Grand Total	**484,592**	**1,368,448**	**738,030**	**1,130,902**	**1,237,729**	**499,699**

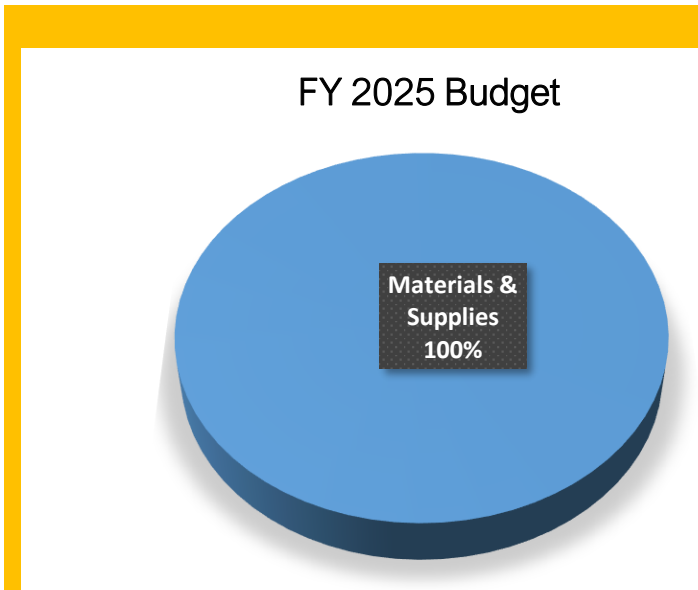

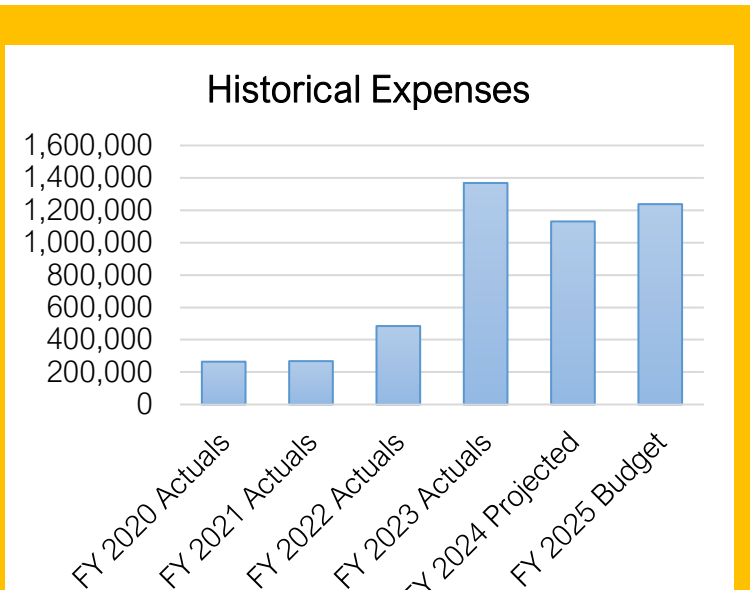

Summary of Capital Outlay

This fund has no projects proposed this fiscal year.

FY 2024-25 Budget
Self Insurance Fund (63) - Line Item Budget

Account Number	FY 2023 Actuals	FY 2024 Adopted Budget	FY 2024 Amended Budget	FY 2024 12-Month Estimate	FY 2025 Dept Request	FY 2025 Budget
Revenue						
Miscellaneous Revenue						
63-6100 - Interest Earnings	2,961	3,500	3,500	6,800	3,500	3,500
63-6110 - Insurance Assessments	478,784	737,845	737,845	1,180,675	1,265,167	1,265,167
Miscellaneous Revenue Total	**481,745**	**741,345**	**741,345**	**1,187,475**	**1,268,667**	**1,268,667**
Contributions & Transfers						
63-8200 - TRANSFERS FROM OTHER FUNDS	600,000	0	0	0	0	0
Contributions & Transfers Total	**600,000**	**0**	**0**	**0**	**0**	**0**
Appropriated Fund Balance						
63-8800 - Appropriated Fund Balance	0	-3,315	-3,315	-56,573	0	-30,938
Appropriated Fund Balance Total	**0**	**-3,315**	**-3,315**	**-56,573**	**0**	**-30,938**
Revenue Total	**1,081,745**	**738,030**	**738,030**	**1,130,902**	**1,268,667**	**1,237,729**
Expense						
Materials & Supplies						
63-3100 - Professional & Tech. Services	683	2,000	2,000	2,000	2,000	2,000
63-5200 - Claims Paid	977,354	250,000	250,000	400,000	400,000	400,000
63-5301 - Premiums Paid	390,411	486,030	486,030	728,902	835,729	835,729
Materials & Supplies Total	**1,368,448**	**738,030**	**738,030**	**1,130,902**	**1,237,729**	**1,237,729**
Expense Total	**1,368,448**	**738,030**	**738,030**	**1,130,902**	**1,237,729**	**1,237,729**

FY 2024-25 Budget
Other Funds - Public Transit Fund

Department Overview

The City's public transit system, SunTran, is a division in the Public Works Department. SunTran buses provide 40-minute route service on 7 routes and over 160 bus stops throughout St. George, Ivins, and Washington City, from Monday through Saturday. SunTran also provides paratransit bus services. Starting in FY 2024 / FY 2025 this fund will also account for service as part of the Zion route. A large portion of SunTran's funding is through Federal grants due to the City being designated as a Metropolitan Planning Organization (MPO) area in 2004. Additional revenues are through rider fares, advertising fees, grant-match funding through the Transportation Improvement Fund, and Ivins and Washington City's reimbursement of costs and funding for repair and replacement. The Zion Route is funded through Washington County's portion of the Transit Tax, a state grant and farebox revenue. Division 6400 accounts for all non-Zion routes and division 6450 accounts for the Zion route.

Department Position Overview

Authorized FT

Master Technician (2.5)	Suntran Shift Supervisor	2021	26
Administrative Professional II	Suntran Manager	2022	25.5
Advertising Manager	Suntran Supervisor	2023	25.5
Grants Program Manager	Transit Operator I (4)	2024	25.5
Suntran Manager	Transit Operator II (14)	2025	38.5
Suntran Paratransit Supervisor	Transit Operator III (10)		

Summary of Expenses by Category

Expense Summary	FY 2022 Actuals	FY 2023 Actuals	FY 2024 Adopted Budget	FY 2024 Projected	FY 2025 Budget	$ Diff (Budget vs. Budget)
Salaries & Benefits	1,797,731	2,002,928	2,274,329	2,361,570	3,424,792	1,150,463
Materials & Supplies	618,029	730,730	892,310	882,829	1,023,417	131,107
Capital Outlays	37,998	1,008,002	11,965,000	5,161,392	5,050,000	-6,915,000
Transfers	1,040	1,857	1,910	1,045	1,500	-410
Grand Total	**2,454,798**	**3,743,517**	**15,133,549**	**8,406,836**	**9,499,709**	**-5,633,840**

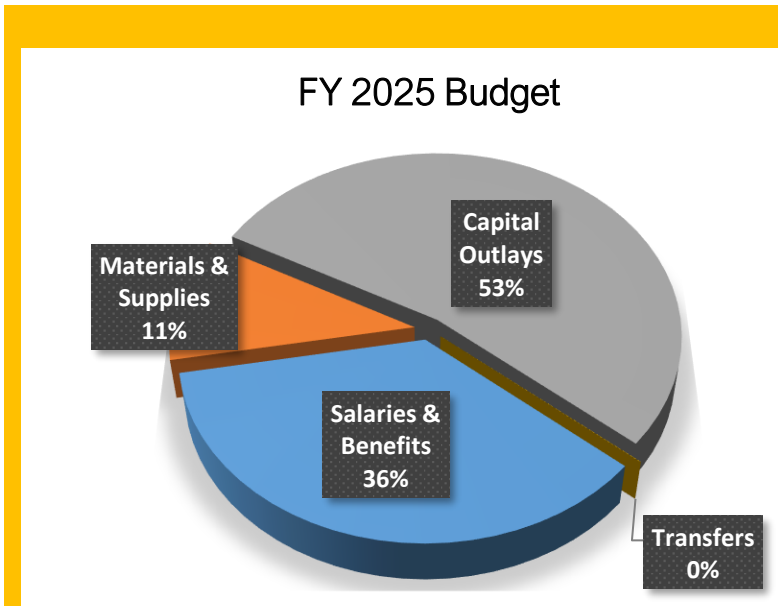

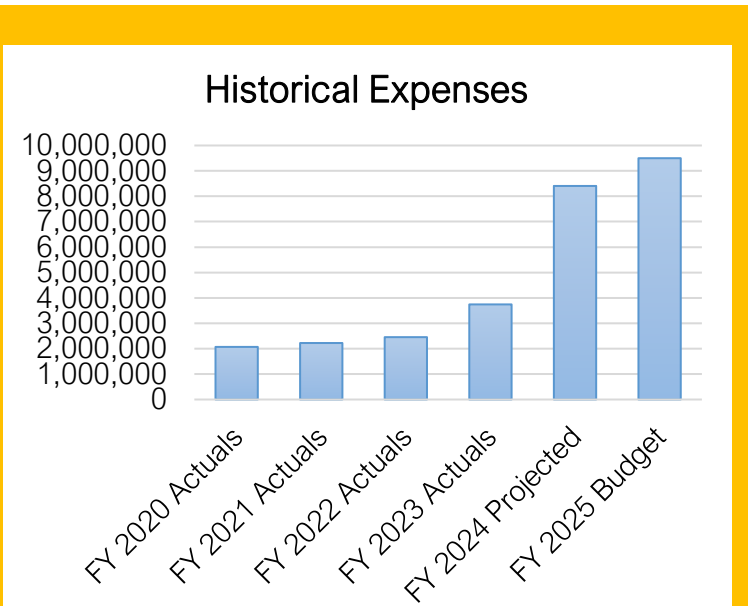

FY 2024-25 Budget
Other Funds - Public Transit Fund

Summary of Capital Outlay	FY 2025 Dept. Request	FY 2025 Proposed
Bus stop and system improvements	50,000	50,000
Transit Facility construction	5,000,000	5,000,000
Grand Total	**5,050,000**	**5,050,000**

FY 2024-25 Budget
Public Transit System Fund (64) - Suntran - Line Item Budget

Account Number	FY 2023 Actuals	FY 2024 Adopted Budget	FY 2024 Amended Budget	FY 2024 12-Month Estimate	FY 2025 Dept Request	FY 2025 Budget
Revenue						
Charges For Services						
64-5121 - Fare Box Revenues	148,580	140,000	140,000	164,420	160,000	260,000
64-5131 - Transit Fees	40,165	40,500	40,500	40,200	40,500	40,500
64-5141 - Advertising Fees	256,684	250,000	250,000	287,800	260,000	260,000
64-5160 - Ivins Route Operations	90,705	98,947	98,947	102,908	203,573	203,573
64-5170 - Ivins Route Equipment Replmnt	7,050	7,625	7,625	7,930	23,218	23,218
64-5182 - Washington Route Operations	180,974	188,211	188,211	195,747	203,573	203,573
64-5184 - Washington Route Equipment Replmnt	21,995	21,995	21,995	23,218	23,218	23,218
Charges For Services Total	**746,152**	**747,278**	**747,278**	**822,223**	**914,082**	**1,014,082**
Intergovernmental						
64-3100 - Federal Grants	2,044,992	3,531,123	3,531,123	1,673,024	1,270,115	1,328,562
64-3400 - State Grants	0	0	0	0	0	100,000
Intergovernmental Total	**2,044,992**	**3,531,123**	**3,531,123**	**1,673,024**	**1,270,115**	**1,428,562**
Miscellaneous Revenue						
64-6100 - Interest Earnings	276,056	36,000	36,000	852,498	0	10,000
64-6400 - Sale Of Property	5,193	6,000	6,000	6,000	0	6,000
64-8400 - Insurance Claim Proceeds	28,616	0	0	0	0	0
Miscellaneous Revenue Total	**309,865**	**42,000**	**42,000**	**858,498**	**0**	**16,000**
Contributions & Transfers						
64-8200 - Transfers From Other Funds	500,000	500,000	500,000	500,000	500,000	500,000
64-8210 - Unbilled Utilities Provided To This Dept	1,857	1,910	1,910	1,045	1,500	1,500
Contributions & Transfers Total	**501,857**	**501,910**	**501,910**	**501,045**	**501,500**	**501,500**
Appropriated Fund Balance						
64-8800 - Appropriated Fund Balance	0	631,238	631,238	-489,936	0	204,846
Appropriated Fund Balance Total	**0**	**631,238**	**631,238**	**-489,936**	**0**	**204,846**
Revenue Total	**3,602,866**	**5,453,549**	**5,453,549**	**3,364,854**	**2,685,697**	**3,164,990**
Expense						
Salaries & Benefits						
64-1100 - Salaries & Wages Full/Time	1,290,945	1,442,850	1,442,850	1,362,854	1,532,911	1,541,171
64-1200 - Salaries & Wages Part/Time	139,489	140,000	140,000	125,000	140,000	140,000
64-1210 - Overtime Pay	2,486	4,000	4,000	1,500	4,000	4,000
64-1300 - Fica	107,584	121,392	121,392	111,128	128,282	128,915
64-1310 - Insurance Benefits	235,053	327,445	327,445	280,050	350,946	351,076
64-1320 - Retirement Benefits	227,370	238,642	238,642	241,516	246,333	240,911
Salaries & Benefits Total	**2,002,928**	**2,274,329**	**2,274,329**	**2,122,048**	**2,402,472**	**2,406,073**
Materials & Supplies						
64-2100 - Subscriptions & Memberships	300	500	500	300	1,000	1,000
64-2300 - Travel & Training	8,532	8,000	8,000	8,000	10,000	10,000
64-2400 - Office Supplies	1,470	1,500	1,500	1,500	1,500	1,500
64-2410 - Credit Card Discounts	2,283	3,000	3,000	2,123	10,000	10,000
64-2430 - Computer Software	17,698	0	0	19,500	20,000	20,000
64-2450 - Safety Equipment	36	300	300	0	300	300
64-2500 - Equip Supplies & Maintenance	5,115	4,500	4,500	4,500	4,500	4,500
64-2600 - Buildings And Grounds	24,977	9,500	9,500	11,000	10,000	10,000
64-2670 - Fuel	291,388	280,000	280,000	239,449	290,000	290,000

FY 2024-25 Budget
Public Transit System Fund (64) - Suntran - Line Item Budget

Account Number	FY 2023 Actuals	FY 2024 Adopted Budget	FY 2024 Amended Budget	FY 2024 12-Month Estimate	FY 2025 Dept Request	FY 2025 Budget
64-2680 - Fleet Maintenance	223,540	200,000	200,000	207,082	220,000	220,000
64-2700 - Special Departmental Supplies	4,919	10,000	10,000	8,000	10,000	10,000
64-2741 - Advertising Expenses	25,824	28,000	28,000	28,000	28,000	28,000
64-2800 - Telephone	1,404	1,800	1,800	1,170	1,800	1,800
64-2900 - Rent Of Property & Equipment	22,829	59,110	59,110	34,500	49,060	49,060
64-2910 - Power Bills	17,025	18,000	18,000	17,464	18,000	18,000
64-3100 - Professional & Tech. Services	6,224	9,000	9,000	3,500	9,000	9,000
64-4500 - Uniforms	1,221	2,500	2,500	2,500	2,500	2,500
64-5100 - Insurance And Surety Bonds	14,018	16,600	16,600	17,941	21,757	21,757
64-5200 - Claims Paid	18,617	0	0	0	0	0
Materials & Supplies Total	**687,419**	**652,310**	**652,310**	**606,529**	**707,417**	**707,417**
Capital Outlays						
64-7300 - Improvements	0	225,000	225,000	30,000	50,000	50,000
64-7400 - Equipment Purchases	1,008,002	2,300,000	2,300,000	605,232	0	0
Capital Outlays Total	**1,008,002**	**2,525,000**	**2,525,000**	**635,232**	**50,000**	**50,000**
Transfers						
64-9200 - Unbilled Utilities Provided To This Dept	1,857	1,910	1,910	1,045	1,500	1,500
Transfers Total	**1,857**	**1,910**	**1,910**	**1,045**	**1,500**	**1,500**
Expense Total	**3,700,206**	**5,453,549**	**5,453,549**	**3,364,854**	**3,161,389**	**3,164,990**

FY 2024-25 Budget
Public Transit System Fund (64) - Zion Route - Line Item Budget

Account Number	FY 2023 Actuals	FY 2024 Adopted Budget	FY 2024 Amended Budget	FY 2024 12-Month Estimate	FY 2025 Dept Request	FY 2025 Budget
Revenue						
Charges For Services						
64-5142 - Advertising Fees (Zion Route)	0	0	0	0	0	125,000
64-5122 - Fare Box Revenues (Zion Route)	0	0	0	164,420	160,000	160,000
Charges For Services Total	**0**	**0**	**0**	**164,420**	**160,000**	**285,000**
Intergovernmental						
64-8102 - Contributions From Other Governments (Zion Route)	14,943,311	0	0	4,740,000	1,200,000	1,200,000
Intergovernmental Total	**14,943,311**	**0**	**0**	**4,740,000**	**1,200,000**	**1,200,000**
Miscellaneous Revenue						
64-6101 - Interest Earnings (Zion Route)	6,000	30,000	30,000	846,498	0	800,000
Miscellaneous Revenue Total	**6,000**	**30,000**	**30,000**	**846,498**	**0**	**800,000**
Appropriated Fund Balance						
64-8801 - Appropriated Fund Balance (Zion Route)	0	9,650,000	9,650,000	-708,936	0	4,049,719
Appropriated Fund Balance Total	**0**	**9,650,000**	**9,650,000**	**-708,936**	**0**	**4,049,719**
Revenue Total	**14,949,311**	**9,680,000**	**9,680,000**	**5,041,982**	**1,360,000**	**6,334,719**
Expense						
Salaries & Benefits						
64-1100 - Salaries & Wages Full/Time	0	0	0	141,120	467,746	542,007
64-1200 - Salaries & Wages Part/Time	0	0	0	33,600	116,480	116,480
64-1210 - Overtime Pay	0	0	0	0	2,000	2,000
64-1300 - Fica	0	0	0	10,796	44,843	50,528
64-1310 - Insurance Benefits	0	0	0	29,000	204,661	225,374
64-1320 - Retirement Benefits	0	0	0	25,006	74,321	82,330
Salaries & Benefits Total	**0**	**0**	**0**	**239,522**	**910,051**	**1,018,719**
Materials & Supplies						
64-2300 - Travel & Training	0	0	0	4,000	2,000	2,000
64-2400 - Office Supplies	0	0	0	500	500	500
64-2410 - Credit Card Discounts	0	0	0	0	0	10,000
64-2450 - Safety Equipment	0	0	0	0	100	100
64-2500 - Equip Supplies & Maintenance	0	0	0	0	2,000	2,000
64-2600 - Buildings And Grounds	0	0	0	0	1,000	1,000
64-2670 - Fuel	0	0	0	0	120,000	120,000
64-2680 - Fleet Maintenance	0	0	0	0	100,000	100,000
64-2700 - Special Departmental Supplies	0	0	0	1,000	5,000	5,000
64-2741 - Advertising Expenses	0	0	0	0	15,000	15,000
64-2800 - Telephone	0	0	0	300	1,000	1,000
64-2900 - Rent Of Property & Equipment	0	0	0	0	17,200	17,200
64-2910 - Power Bills	0	0	0	0	6,000	6,000
64-3100 - Professional & Tech. Services	43,311	240,000	240,000	270,000	35,000	35,000
64-4500 - Uniforms	0	0	0	500	1,200	1,200
Materials & Supplies Total	**43,311**	**240,000**	**240,000**	**276,300**	**306,000**	**316,000**
Capital Outlays						
64-7300 - Improvements	0	6,140,000	6,140,000	1,500,000	5,000,000	5,000,000
64-7400 - Equipment Purchases	0	3,300,000	3,300,000	3,026,160	0	0
Capital Outlays Total	**0**	**9,440,000**	**9,440,000**	**4,526,160**	**5,000,000**	**5,000,000**
Expense Total	**43,311**	**9,680,000**	**9,680,000**	**5,041,982**	**6,216,051**	**6,334,719**

FY 2024-25 Budget
Other Funds - Transit Tax Fund

Department Overview

The Transit Tax Fund is a Special Revenue fund used to account for revenues restricted as to their use for specific purposes either by statute or by City Policy. In 2019, Washington County invoked the 1/4 Cent Transportation tax which is comprised of 0.05% to the County, 0.10% to the City for Transportation projects, and 0.10% to the City for our Transit system. This fund accounts for the 0.10% Transit portion of the tax.

Department Position Overview

There are no full-time positions funded in this budget.

Authorized FT	
2021	0
2022	0
2023	0
2024	0
2025	0

Summary of Expenses by Category

Expense Summary	FY 2022 Actuals	FY 2023 Actuals	FY 2024 Adopted Budget	FY 2024 Projected	FY 2025 Budget	$ Diff (Budget vs. Budget)
Materials & Supplies	334	2,043	20,000	20,000	20,000	0
Capital Outlays	0	0	0	0	0	0
Transfers	0	0	500,000	500,000	574,893	74,893
Grand Total	**334**	**2,043**	**520,000**	**520,000**	**594,893**	**74,893**

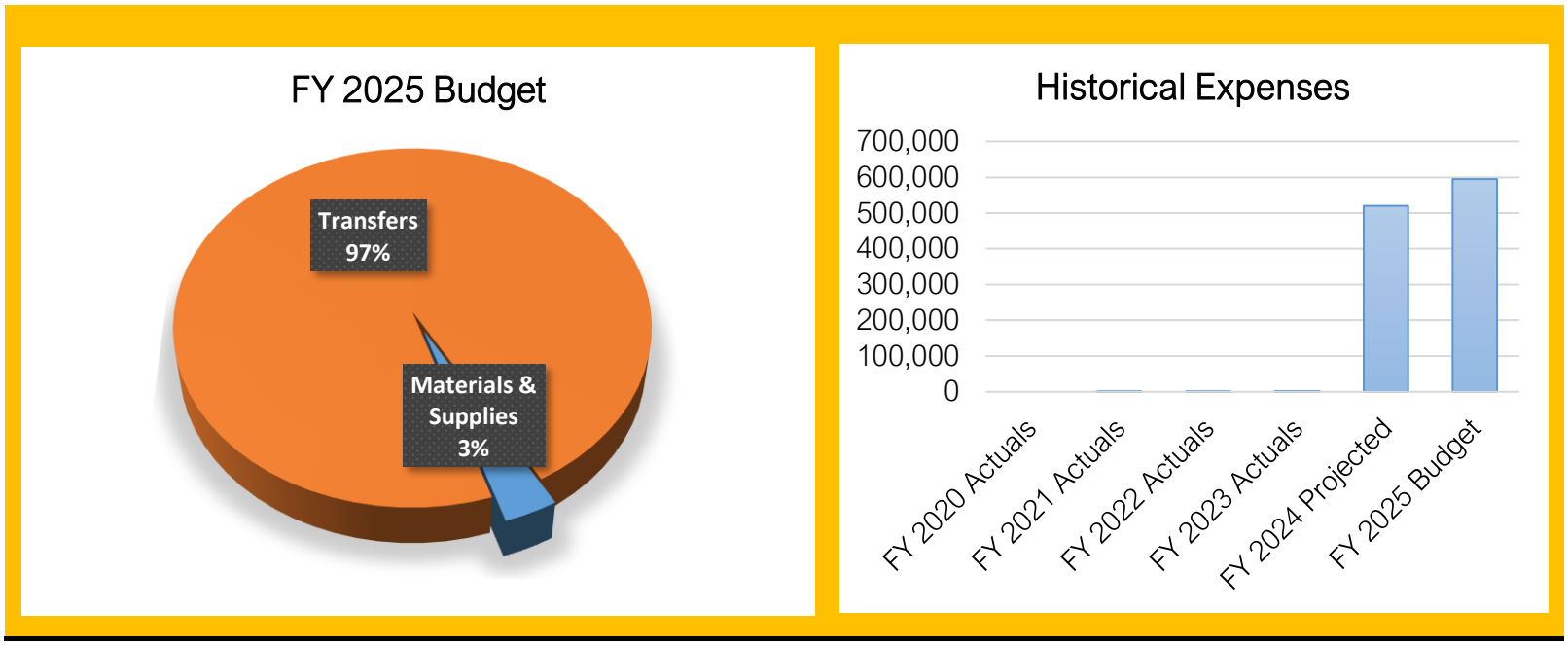

Summary of Capital Outlay

The capital projects for this fund are accounted for in the Public Works Capital Project Fund. The Transfer-out reflected in this fund is to pay for the projects planned for FY 2025 budgeted for in the Public Works Capital Project Fund (87) as detailed in that section of this year's budget.

FY 2024-25 Budget
Transit Tax Fund (65) - Line Item Budget

Account Number	FY 2023 Actuals	FY 2024 Adopted Budget	FY 2024 Amended Budget	FY 2024 12-Month Estimate	FY 2025 Dept Request	FY 2025 Budget
Revenue						
Miscellaneous Revenue						
65-6100 - Interest Earnings	403,257	280,000	280,000	752,371	700,000	700,000
Miscellaneous Revenue Total	**403,257**	**280,000**	**280,000**	**752,371**	**700,000**	**700,000**
Appropriated Fund Balance						
65-8800 - Appropriated Fund Balance	0	-3,660,000	-3,660,000	-4,118,778	0	-3,905,107
Appropriated Fund Balance Total	**0**	**-3,660,000**	**-3,660,000**	**-4,118,778**	**0**	**-3,905,107**
Restricted Taxes						
65-1304 - Transit District Sales Tax	3,797,955	3,900,000	3,900,000	3,886,407	3,800,000	3,800,000
Restricted Taxes Total	**3,797,955**	**3,900,000**	**3,900,000**	**3,886,407**	**3,800,000**	**3,800,000**
Revenue Total	**4,201,212**	**520,000**	**520,000**	**520,000**	**4,500,000**	**594,893**
Expense						
Materials & Supplies						
65-3100 - Professional & Tech. Services	2,043	20,000	20,000	20,000	20,000	20,000
Materials & Supplies Total	**2,043**	**20,000**	**20,000**	**20,000**	**20,000**	**20,000**
Transfers						
65-9100 - Transfers To Other Funds	0	500,000	500,000	500,000	574,893	574,893
Transfers Total	**0**	**500,000**	**500,000**	**500,000**	**574,893**	**574,893**
Expense Total	**2,043**	**520,000**	**520,000**	**520,000**	**594,893**	**594,893**

FY 2024-25 Budget
Other Funds - Health Insurance Fund

Department Overview

The Health Insurance Fund is used as an internal service fund to account for the city's self-funded medical and ancillary plans for city employees. Funding for these benefits is provided through bi-weekly payroll deductions from employees and contributions from the City based on the health insurance rates adopted by the City each year. FY 2024 will be the first year for this fund as the City has transitioned from a fully-insured plan to a self-funded plan. This transition provides more control over annual rate increases and health insurance costs to the City and employees.

Department Position Overview

There are no full-time positions funded in this budget.

Authorized FT	
2021	0
2022	0
2023	0
2024	0
2025	0

Summary of Expenses by Category

Expense Summary	FY 2022 Actuals	FY 2023 Actuals	FY 2024 Adopted Budget	FY 2024 Projected	FY 2025 Budget	$ Diff (Budget vs. Budget)
Materials & Supplies	0	0	13,144,445	11,526,250	12,548,850	-595,595
Grand Total	0	0	13,144,445	11,526,250	12,548,850	-595,595

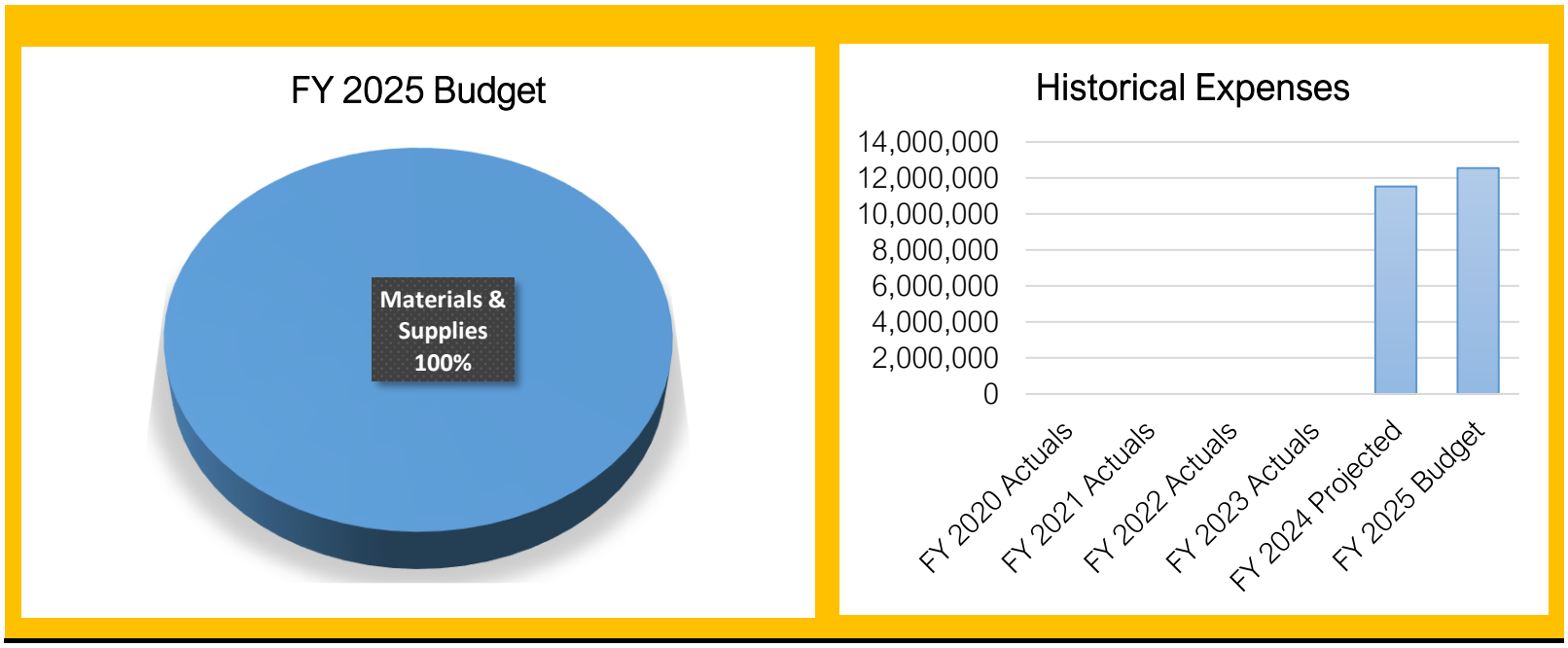

Summary of Capital Outlay

This fund has no projects proposed this fiscal year.

FY 2024-25 Budget
Health Insurance Fund (66) - Line Item Budget

Account Number	FY 2023 Actuals	FY 2024 Adopted Budget	FY 2024 Amended Budget	FY 2024 12-Month Estimate	FY 2025 Dept Request	FY 2025 Budget
Revenue						
Charges For Services						
66-4900 - MEDICAL CITY CONTRIBUTION	608,537	10,761,110	10,761,110	10,425,430	10,946,702	10,946,702
66-4901 - MEDICAL EMPLOYEE CONTRIBUTION	68,000	664,141	664,141	731,990	768,590	768,590
66-4902 - DENTAL CITY CONTRIBUTION	15,892	0	0	0	0	0
66-4903 - DENTAL EMPLOYEE CONTRIBUTION	22,200	720,655	720,655	726,279	0	0
66-4909 - MEDICAL CITY RESERVE CONTRIBUTION	0	766,396	766,396	766,396	726,279	726,279
Charges For Services Total	**714,629**	**12,912,302**	**12,912,302**	**12,650,095**	**12,441,571**	**12,441,571**
Miscellaneous Revenue						
66-6100 - INTEREST EARNINGS	0	115,000	115,000	222,000	115,000	115,000
66-6120 - STOP-LOSS AGGREGATE REVENUE	0	101,040	101,040	198,080	207,984	207,984
66-6125 - MEDICAL PHARMACY REBATES	0	117,810	117,810	0	0	0
Miscellaneous Revenue Total	**0**	**333,850**	**333,850**	**420,080**	**322,984**	**322,984**
Contributions & Transfers						
66-8200 - Transfer from other funds	2,500,000	0	0	0	0	0
Contributions & Transfers Total	**2,500,000**	**0**	**0**	**0**	**0**	**0**
Appropriated Fund Balance						
66-8800 - APPROPRIATED FUND BALANCE	0	-101,707	-101,707	-1,543,925	0	-215,705
Appropriated Fund Balance Total	**0**	**-101,707**	**-101,707**	**-1,543,925**	**0**	**-215,705**
Revenue Total	**3,214,629**	**13,144,445**	**13,144,445**	**11,526,250**	**12,764,555**	**12,548,850**
Expense						
Materials & Supplies						
66-2730 - WELLNESS PROGRAM	0	20,000	20,000	12,000	185,094	185,094
66-5310 - MEDICAL CLAIMS	0	8,294,515	8,294,515	6,725,000	8,548,903	8,548,903
66-5315 - MEDICAL ADMINISTRATIVE FIXED FEES	0	282,503	282,503	276,420	290,478	290,478
66-5320 - MEDICAL PHARMACY CLAIMS	0	2,131,780	2,131,780	2,275,900	2,011,817	2,011,817
66-5325 - STOP-LOSS FIXED PREMIUMS	0	755,283	755,283	739,030	799,733	799,733
66-5329 - MEDICAL IBNR	0	952,000	952,000	837,000	0	0
66-5330 - DENTAL CLAIMS	0	627,690	627,690	579,540	631,681	631,681
66-5335 - DENTAL ADMINISTRATIVE FIXED FEES	0	80,674	80,674	81,360	81,144	81,144
Materials & Supplies Total	**0**	**13,144,445**	**13,144,445**	**11,526,250**	**12,548,850**	**12,548,850**
Expense Total	**0**	**13,144,445**	**13,144,445**	**11,526,250**	**12,548,850**	**12,548,850**

FY 2024-25 Budget
Other Funds - Housing Funds

Department Overview

This fund is used to account for use of the 20% contribution from the Fort Pierce EDA #1 Fund and Fort Pierce EDA #2 Fund, which were required to use 20% of the tax increment received to fund affordable housing projects within the City. This fund no longer recieves this contribution as both EDA districts expired and the associated funds were closed. This fund now accounts for the use of the fund balance built up over the years from these contributions.

Department Position Overview

There are no full-time positions funded in this budget.

Authorized FT	
2021	0
2022	0
2023	0
2024	0
2025	0

Summary of Expenses by Category

Expense Summary	FY 2022 Actuals	FY 2023 Actuals	FY 2024 Adopted Budget	FY 2024 Projected	FY 2025 Budget	$ Diff (Budget vs. Budget)
Materials & Supplies	334	341	201,000	369	1,000	-200,000
Capital Outlays	0	0	0	0	0	0
Debt Service	0	0	0	0	0	0
Transfers	1,708	1,867	10,000	10,000	9,960	-40
Grand Total	**2,041**	**2,208**	**211,000**	**10,369**	**10,960**	**-200,040**

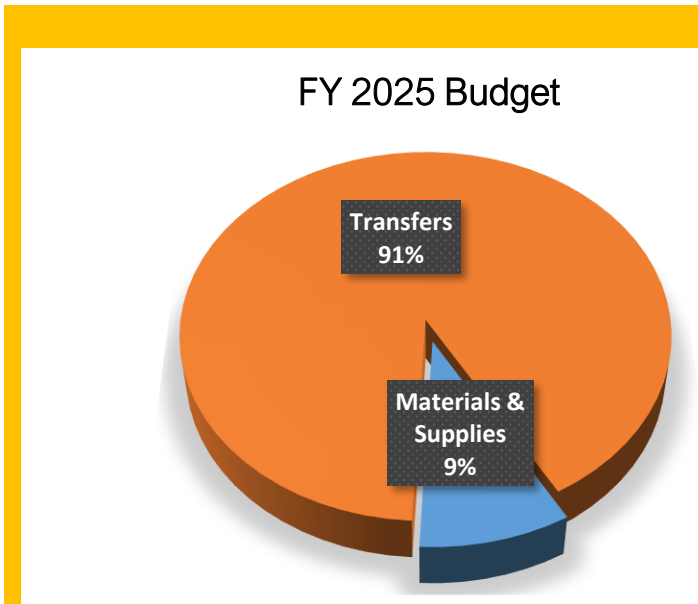

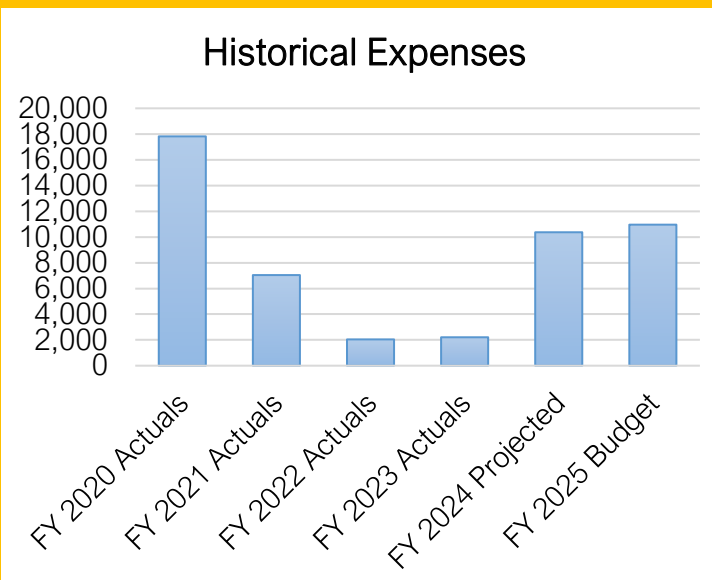

Summary of Capital Outlay

This fund has no projects proposed this fiscal year.

FY 2024-25 Budget
Housing Fund (69) - Line Item Budget

Account Number	FY 2023 Actuals	FY 2024 Adopted Budget	FY 2024 Amended Budget	FY 2024 12-Month Estimate	FY 2025 Dept Request	FY 2025 Budget
Revenue						
Miscellaneous Revenue						
69-6100 - Interest Earnings	10,965	3,000	3,000	16,200	3,000	3,000
Miscellaneous Revenue Total	**10,965**	**3,000**	**3,000**	**16,200**	**3,000**	**3,000**
Appropriated Fund Balance						
69-8800 - Appropriated Fund Balance	0	208,000	208,000	-5,831	0	7,960
Appropriated Fund Balance Total	**0**	**208,000**	**208,000**	**-5,831**	**0**	**7,960**
Revenue Total	**10,965**	**211,000**	**211,000**	**10,369**	**3,000**	**10,960**
Expense						
Materials & Supplies						
69-3100 - Professional & Tech. Services	341	201,000	201,000	369	0	1,000
Materials & Supplies Total	**341**	**201,000**	**201,000**	**369**	**0**	**1,000**
Transfers						
69-9100 - Transfers To Other Funds	1,867	10,000	10,000	10,000	9,960	9,960
Transfers Total	**1,867**	**10,000**	**10,000**	**10,000**	**9,960**	**9,960**
Expense Total	**2,208**	**211,000**	**211,000**	**10,369**	**9,960**	**10,960**

FY 2024-25 Budget
Other Funds - Perpetual Care Fund

Department Overview

The Perpetual Care fund is a fiduciary fund whereby citizens pay a one-time fee for ongoing cemetery maintenance fees at the time they purchase a burial plot. The fee is reserved for those functions which support the management and maintenance of the City's cemeteries.

Department Position Overview

There are no full-time positions funded in this budget.

Authorized FT	
2021	0
2022	0
2023	0
2024	0
2025	0

Summary of Expenses by Category

Expense Summary	FY 2022 Actuals	FY 2023 Actuals	FY 2024 Adopted Budget	FY 2024 Projected	FY 2025 Budget	$ Diff (Budget vs. Budget)
Materials & Supplies	334	341	1,500	369	1,500	0
Capital Outlays	42,500	60,300	0	0	0	0
Transfers	50,000	50,000	350,000	50,000	350,000	0
Grand Total	**92,834**	**110,641**	**351,500**	**50,369**	**351,500**	**0**

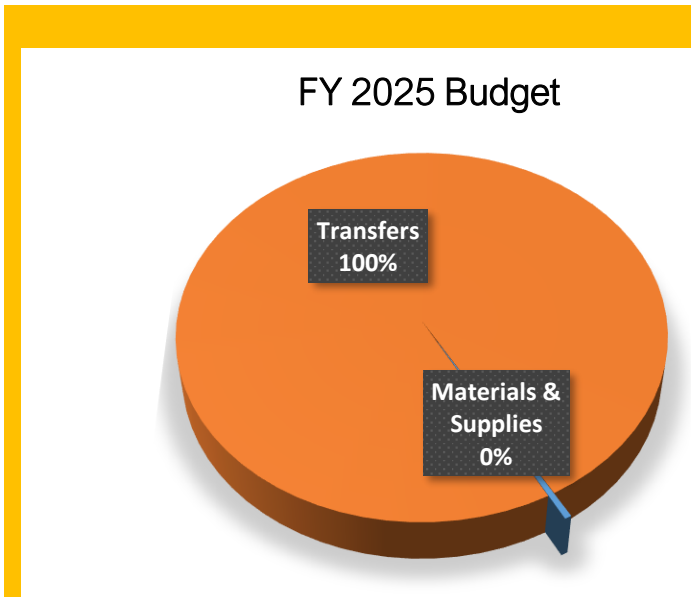

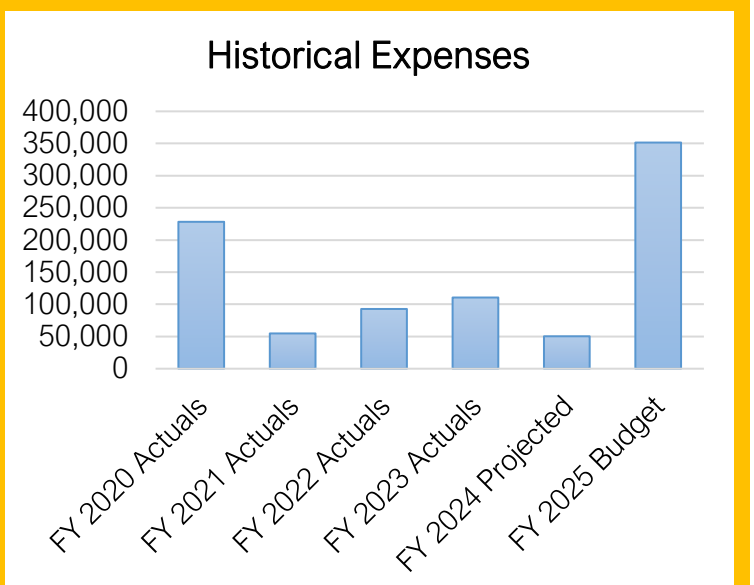

Summary of Capital Outlay

For FY 2025 participation is planned for the expansion of the Tonnaquint Cemetery that is budgeted for in the General Capital Projects Fund (40).

FY 2024-25 Budget
Perpetual Care Fund (74) - Line Item Budget

Account Number	FY 2023 Actuals	FY 2024 Adopted Budget	FY 2024 Amended Budget	FY 2024 12-Month Estimate	FY 2025 Dept Request	FY 2025 Budget
Revenue						
Charges For Services						
74-4821 - Perpetual Care Fees	140,360	120,000	120,000	174,000	120,000	120,000
Charges For Services Total	**140,360**	**120,000**	**120,000**	**174,000**	**120,000**	**120,000**
Miscellaneous Revenue						
74-6100 - Interest Earnings	18,411	1,500	1,500	31,000	10,000	10,000
Miscellaneous Revenue Total	**18,411**	**1,500**	**1,500**	**31,000**	**10,000**	**10,000**
Appropriated Fund Balance						
74-8800 - Appropriated Fund Balance	0	230,000	230,000	-154,631	0	221,500
Appropriated Fund Balance Total	**0**	**230,000**	**230,000**	**-154,631**	**0**	**221,500**
Revenue Total	**158,771**	**351,500**	**351,500**	**50,369**	**130,000**	**351,500**
Expense						
Materials & Supplies						
74-3100 - Professional & Tech. Services	341	1,500	1,500	369	1,500	1,500
Materials & Supplies Total	**341**	**1,500**	**1,500**	**369**	**1,500**	**1,500**
Capital Outlays						
74-7300 - Improvements	60,300	0	0	0	0	0
Capital Outlays Total	**60,300**	**0**	**0**	**0**	**0**	**0**
Transfers						
74-9100 - Transfers To Other Funds	50,000	350,000	350,000	50,000	350,000	350,000
Transfers Total	**50,000**	**350,000**	**350,000**	**50,000**	**350,000**	**350,000**
Expense Total	**110,641**	**351,500**	**351,500**	**50,369**	**351,500**	**351,500**

FY 2024-25 Budget
Other Funds - American Rescue Plan Grant Fund

Department Overview

The American Rescue Plan (ARP) was approved by the Federal Government in 2021 as a coronavirus rescue package designed to facilitate the recovery from the devastating economic and health effects of the COVID19 pandemic. Funds allocated to local governments are allocated based upon a CDBG formula and funds can primarily be used towards lost revenues, water, sewer, and broadband infrastructure.

Department Position Overview

There are no full-time positions funded in this budget.

Authorized FT	
2021	0
2022	0
2023	0
2024	0
2025	0

Summary of Expenses by Category

Expense Summary	FY 2022 Actuals	FY 2023 Actuals	FY 2024 Adopted Budget	FY 2024 Projected	FY 2025 Budget	$ Diff (Budget vs. Budget)
Salaries & Benefits	625,105	0	0	0	0	0
Materials & Supplies	2,056,042	10,692,624	3,300	4,225	4,166	866
Capital Outlays	0	0	0	0	0	0
Transfers	44,336	408,638	1,350,000	4,119,062	0	-1,350,000
Grand Total	**2,725,483**	**11,101,262**	**1,353,300**	**4,123,287**	**4,166**	**-1,349,134**

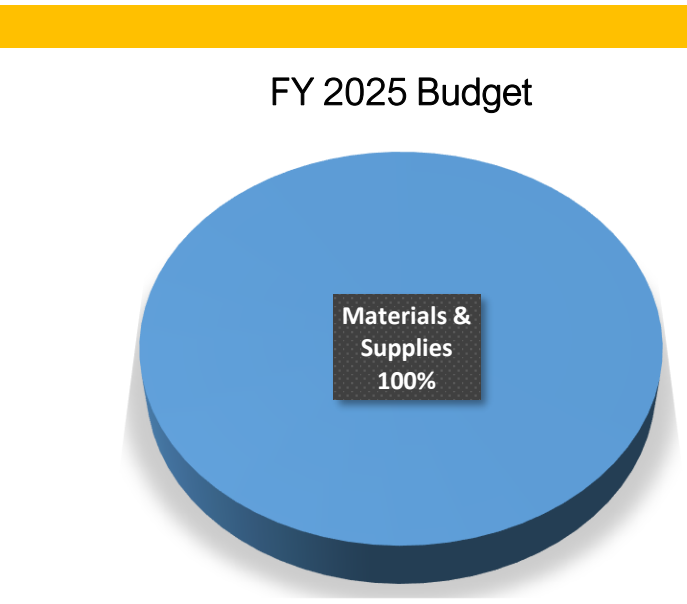

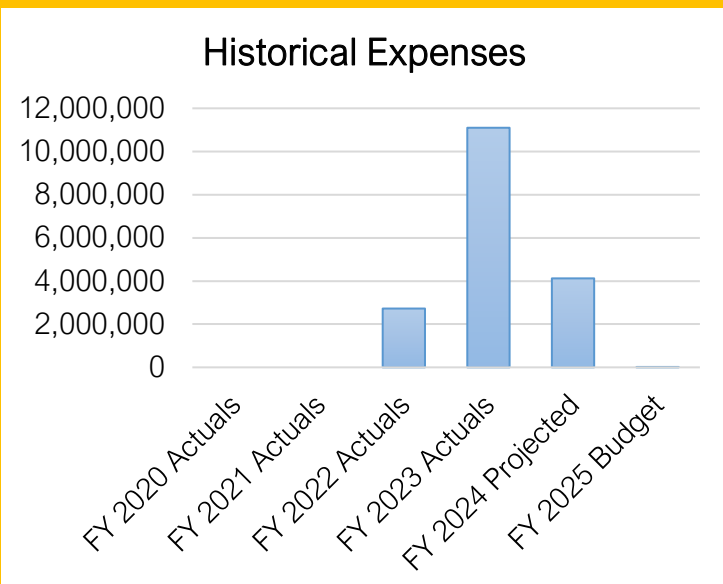

Summary of Capital Outlay

This fund has no projects proposed this fiscal year.

FY 2024-25 Budget
American Rescue Plan Grant Fund (75) - Line Item Budget

Account Number	FY 2023 Actuals	FY 2024 Adopted Budget	FY 2024 Amended Budget	FY 2024 12-Month Estimate	FY 2025 Dept Request	FY 2025 Budget
Revenue						
Intergovernmental						
75-3100 - Federal Grants	11,101,261	1,353,300	2,558,851	4,123,287	4,166	4,166
Intergovernmental Total	**11,101,261**	**1,353,300**	**2,558,851**	**4,123,287**	**4,166**	**4,166**
Revenue Total	**11,101,261**	**1,353,300**	**2,558,851**	**4,123,287**	**4,166**	**4,166**
Expense						
Materials & Supplies						
75-2430 - Computer Software	689,349	0	0	0	0	0
75-3100 - Professional & Tech. Services	3,275	3,300	3,300	4,225	4,166	4,166
75-6208 - Revenue Replacement	10,000,000	0	0	0	0	0
Materials & Supplies Total	**10,692,624**	**3,300**	**3,300**	**4,225**	**4,166**	**4,166**
Transfers						
75-9100 - Transfers To Other Funds	408,638	1,350,000	2,555,551	4,119,062	0	0
Transfers Total	**408,638**	**1,350,000**	**2,555,551**	**4,119,062**	**0**	**0**
Expense Total	**11,101,262**	**1,353,300**	**2,558,851**	**4,123,287**	**4,166**	**4,166**

FY 2024-25 Budget
Other Funds - Johnson Dino Track Preservation Fund

Department Overview

In February 2000, Dr. Sheldon Johnson discovered dinosaur tracks at farmland owned by the Johnson Family. The discovery was significant to the citizens and scientific community and lead to the construction of the Johnson Dinosaur Discovery Site building funded by local, state, and federal funding and also through public donations. The mission of the Dinosaur Discovery Site at Johnson Farm is to research, preserve, and exhibit the fossil resources and story for the benefit, education, and enjoyment of the community, the general public, and the scientific world. In Fiscal Year 2011, the City Council authorized turning the full operations responsibilities of the museum to the Dinosaur Ah!Torium Foundation. However, ownership of the site and building remains the City's and therefore the existing fund balance is retained to fund future capital outlays.

Department Position Overview

There are no full-time positions funded in this budget.

Authorized FT	
2021	0
2022	0
2023	0
2024	0
2025	0

Summary of Expenses by Category

Expense Summary	FY 2022 Actuals	FY 2023 Actuals	FY 2024 Adopted Budget	FY 2024 Projected	FY 2025 Budget	$ Diff (Budget vs. Budget)
Salaries & Benefits	0	0	0	0	0	0
Materials & Supplies	1,093	5,339	6,500	7,440	7,403	903
Capital Outlays	0	0	0	0	0	0
Grand Total	**1,093**	**5,339**	**6,500**	**7,440**	**7,403**	**903**

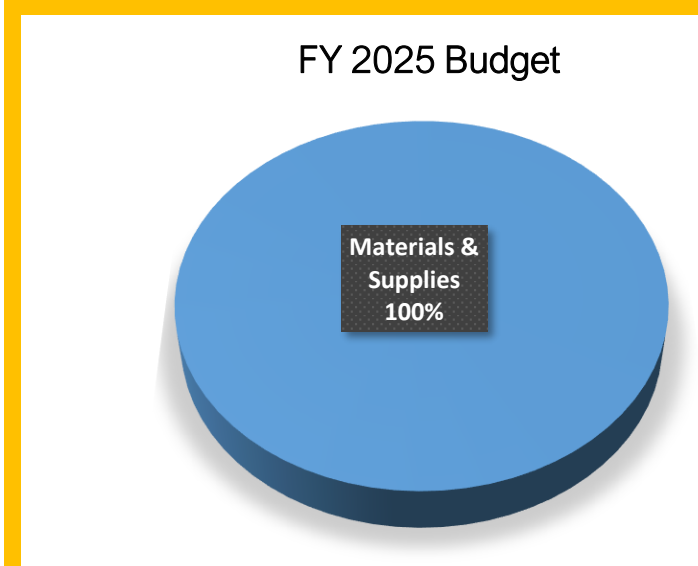

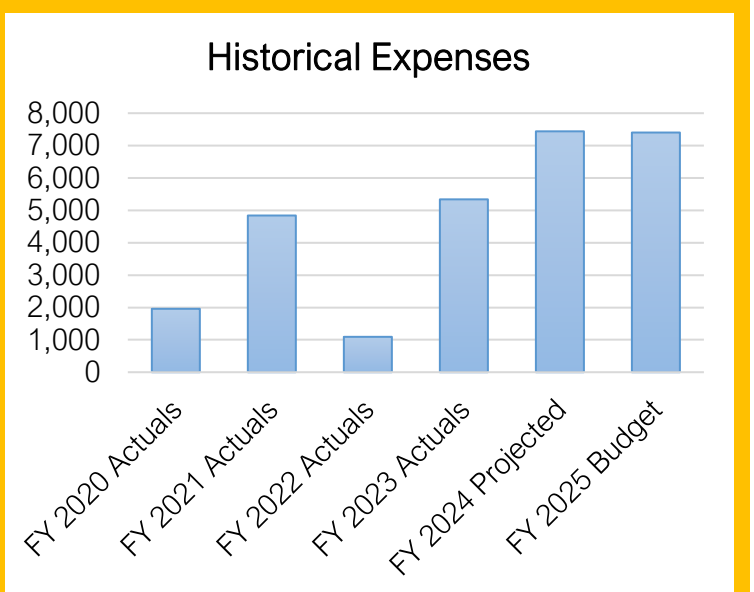

Summary of Capital Outlay

This fund has no projects proposed this fiscal year.

FY 2024-25 Budget
Johnson Dino Track Preservation (77) - Line Item Budget

Account Number	FY 2023 Actuals	FY 2024 Adopted Budget	FY 2024 Amended Budget	FY 2024 12-Month Estimate	FY 2025 Dept Request	FY 2025 Budget
Revenue						
Miscellaneous Revenue						
77-6100 - Interest Earnings	1,160	1,000	1,000	1,300	1,000	1,000
Miscellaneous Revenue Total	**1,160**	**1,000**	**1,000**	**1,300**	**1,000**	**1,000**
Appropriated Fund Balance						
77-8800 - Appropriated Fund Balance	0	5,500	5,500	6,140	6,403	6,403
Appropriated Fund Balance Total	**0**	**5,500**	**5,500**	**6,140**	**6,403**	**6,403**
Revenue Total	**1,160**	**6,500**	**6,500**	**7,440**	**7,403**	**7,403**
Expense						
Materials & Supplies						
77-2500 - Equip Supplies & Maintenance	0	2,500	2,500	0	0	0
77-2600 - Buildings And Grounds	4,186	2,500	2,500	6,250	5,500	5,500
77-3100 - Professional & Tech. Services	341	600	600	369	1,000	1,000
77-5100 - Insurance And Surety Bonds	812	900	900	821	903	903
Materials & Supplies Total	**5,339**	**6,500**	**6,500**	**7,440**	**7,403**	**7,403**
Expense Total	**5,339**	**6,500**	**6,500**	**7,440**	**7,403**	**7,403**

FY 2024-25 Budget
Other Funds - Museum Permanent Acquisition Fund

Department Overview

Upon City Council approval, the City appropriates funding for the purpose of purchasing art and artifacts for the City's permanent collection which is displayed at the Pioneer Center for the Arts Museum and at City-owned office buildings.

Department Position Overview

There are no full-time positions funded in this budget.

Authorized FT	
2021	0
2022	0
2023	0
2024	0
2025	0

Summary of Expenses by Category

Expense Summary	FY 2022 Actuals	FY 2023 Actuals	FY 2024 Adopted Budget	FY 2024 Projected	FY 2025 Budget	$ Diff (Budget vs. Budget)
Materials & Supplies	334	341	500	369	500	0
Capital Outlays	11,665	2,201	25,000	0	5,000	-20,000
Grand Total	**11,998**	**2,542**	**25,500**	**369**	**5,500**	**-20,000**

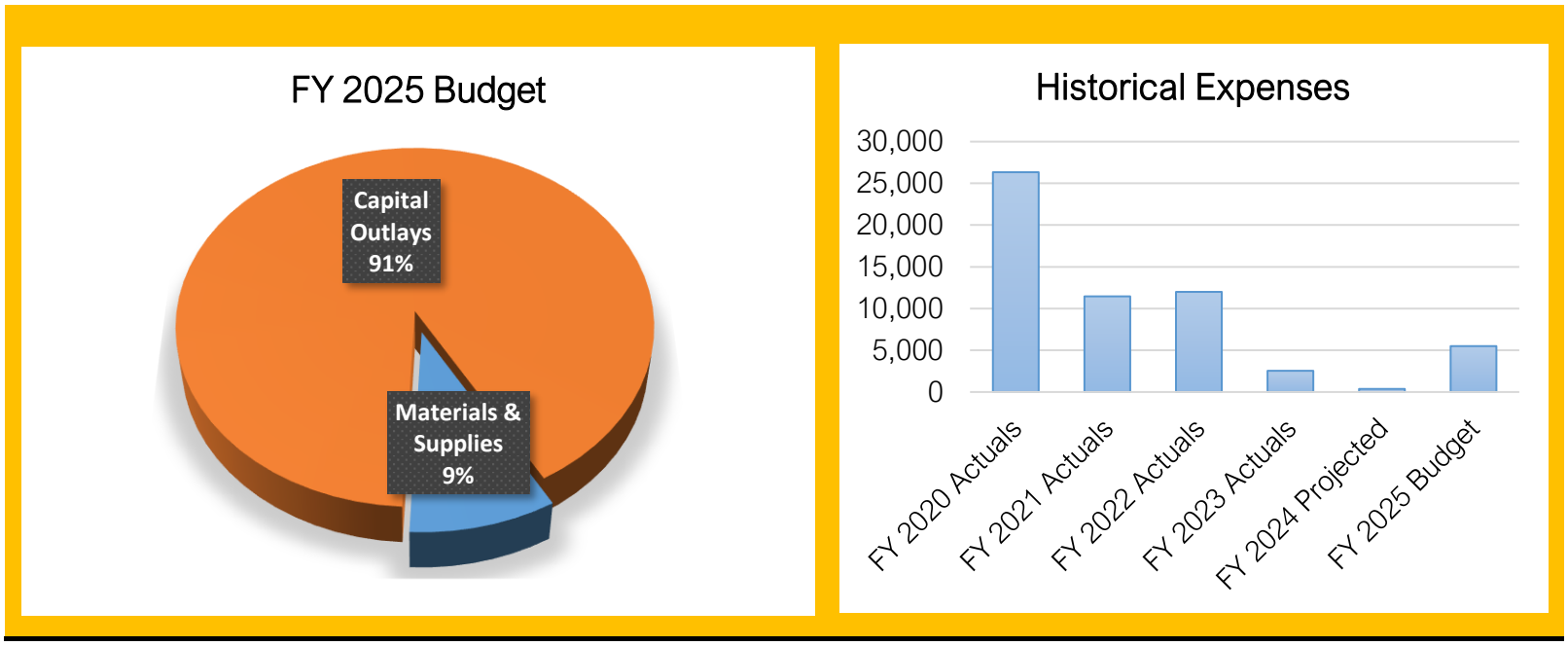

Summary of Capital Outlay

	FY 2025 Dept. Request	FY 2025 Proposed
Art Purchases	5,000	5,000
Grand Total	**5,000**	**5,000**

FY 2024-25 Budget
Museum Permanent Acquisition Fund (79) - Line Item Budget

Account Number	FY 2023 Actuals	FY 2024 Adopted Budget	FY 2024 Amended Budget	FY 2024 12-Month Estimate	FY 2025 Dept Request	FY 2025 Budget
Revenue						
Miscellaneous Revenue						
79-6100 - Interest Earnings	2,163	1,900	1,900	3,500	1,900	1,900
79-8307 - Permanent Acquistion Donations	6,463	6,000	6,000	10,000	6,000	6,000
Miscellaneous Revenue Total	**8,626**	**7,900**	**7,900**	**13,500**	**7,900**	**7,900**
Appropriated Fund Balance						
79-8800 - Appropriated Fund Balance	0	17,600	17,600	-13,131	0	-2,400
Appropriated Fund Balance Total	**0**	**17,600**	**17,600**	**-13,131**	**0**	**-2,400**
Revenue Total	**8,626**	**25,500**	**25,500**	**369**	**7,900**	**5,500**
Expense						
Materials & Supplies						
79-3100 - Professional & Tech. Services	341	500	500	369	500	500
Materials & Supplies Total	**341**	**500**	**500**	**369**	**500**	**500**
Capital Outlays						
79-7432 - Permanent Collection Acquistin/Purchase	2,201	25,000	25,000	0	5,000	5,000
Capital Outlays Total	**2,201**	**25,000**	**25,000**	**0**	**5,000**	**5,000**
Expense Total	**2,542**	**25,500**	**25,500**	**369**	**5,500**	**5,500**

FY 2024-25 Budget
Other Funds - Recreation, Arts, and Parks Tax Fund

Department Overview

The Recreation, Arts, & Parks (RAP) Tax is a 1/10 of 1% sales tax on non-food items. Proceeds can be used on publicly-owned and operated athletic fields and parks, trails, playgrounds, etc. It can also be used to support and help develop cultural organizations to advance and preserve art, music, theater, dance, etc. The voters approved the RAP tax during 2014 for a 10-year term which expires March 31, 2025 (unless reapproved by voters in 2024). Funds have historically been used to cover bond commitments on the 2015 bonds issued for large-cost park and trail system improvements such as Little Valley Pickleball Courts, Snake Hollow Bike Park, Worthen Park Reconstruction, the Little Valley Soccer Fields, the Missing Link Trail project, in addition to community art commitments and other park system improvements.

Department Position Overview

There are no full-time positions funded in this budget.

Authorized FT	
2021	0
2022	0
2023	0
2024	0
2025	0

Summary of Expenses by Category

Expense Summary	FY 2022 Actuals	FY 2023 Actuals	FY 2024 Adopted Budget	FY 2024 Projected	FY 2025 Budget	$ Diff (Budget vs. Budget)
Materials & Supplies	278,335	278,366	305,000	279,000	279,000	-26,000
Capital Outlays	5,436	429,273	2,585,000	2,785,000	338,000	-2,247,000
Debt Service	864,162	864,436	864,216	864,216	864,435	219
Transfers	375,000	815,684	360,000	655,418	1,410,000	1,050,000
Grand Total	**1,522,933**	**2,387,759**	**4,114,216**	**4,583,634**	**2,891,435**	**-1,222,781**

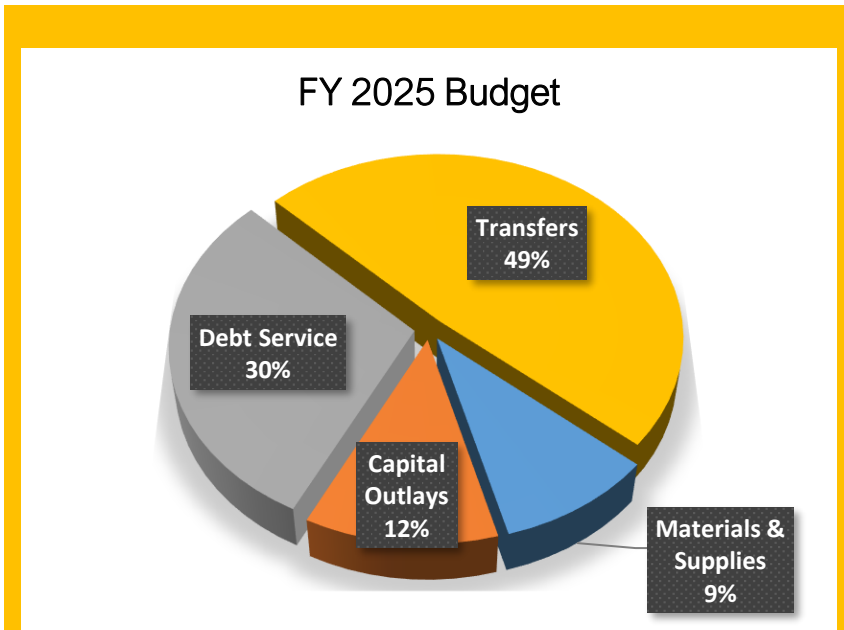

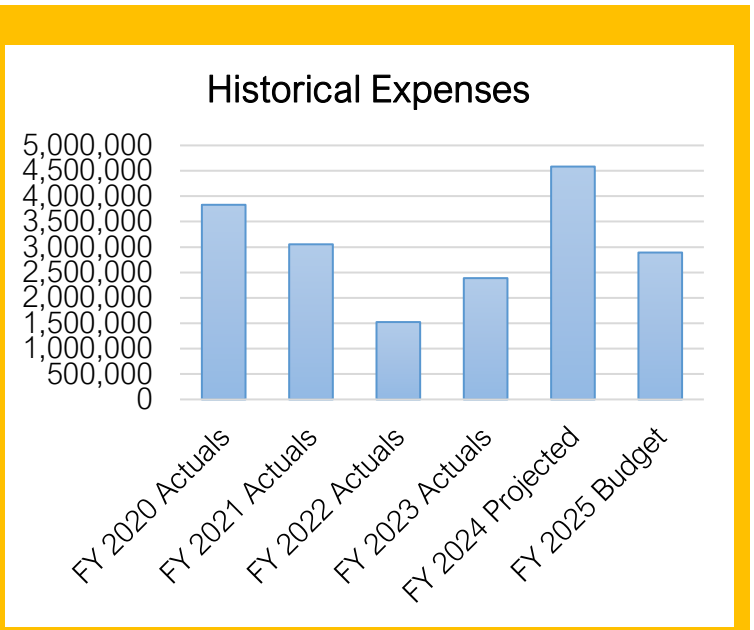

Summary of Capital Outlay

	FY 2025 Dept. Request	FY 2025 Proposed
Vernon Worthen Gazebo Replacement	68,000	68,000
Snake Hollow Bike Park Repairs	70,000	70,000
Archaelogical Project	-	200,000
Grand Total	**138,000**	**338,000**

FY 2024-25 Budget
Rap Tax Fund (80) - Line Item Budget

Account Number	FY 2023 Actuals	FY 2024 Adopted Budget	FY 2024 Amended Budget	FY 2024 12-Month Estimate	FY 2025 Dept Request	FY 2025 Budget
Revenue						
Intergovernmental						
80-3400 - State Grants	0	0	0	0	0	150,000
80-8101 - Contributions From Other Governments	0	1,000,000	1,000,000	1,200,000	0	0
Intergovernmental Total	**0**	**1,000,000**	**1,000,000**	**1,200,000**	**0**	**150,000**
Miscellaneous Revenue						
80-6100 - Interest Earnings	135,808	120,000	120,000	220,000	120,000	120,000
Miscellaneous Revenue Total	**135,808**	**120,000**	**120,000**	**220,000**	**120,000**	**120,000**
Contributions & Transfers						
80-8200 - Transfers From Other Funds	58,419	0	0	0	0	0
Contributions & Transfers Total	**58,419**	**0**	**0**	**0**	**0**	**0**
Appropriated Fund Balance						
80-8800 - Appropriated Fund Balance	0	-45,784	249,634	463,634	0	596,435
Appropriated Fund Balance Total	**0**	**-45,784**	**249,634**	**463,634**	**0**	**596,435**
Restricted Taxes						
80-1302 - Rap Sales Tax	2,826,931	3,040,000	3,040,000	2,700,000	2,025,000	2,025,000
Restricted Taxes Total	**2,826,931**	**3,040,000**	**3,040,000**	**2,700,000**	**2,025,000**	**2,025,000**
Revenue Total	**3,021,158**	**4,114,216**	**4,409,634**	**4,583,634**	**2,145,000**	**2,891,435**
Expense						
Materials & Supplies						
80-3100 - Professional & Tech. Services	3,366	30,000	30,000	4,000	0	4,000
80-6200 - Arts Grants	275,000	275,000	275,000	275,000	275,000	275,000
Materials & Supplies Total	**278,366**	**305,000**	**305,000**	**279,000**	**275,000**	**279,000**
Capital Outlays						
80-7300 - Improvements	0	685,000	485,000	485,000	68,000	268,000
80-7397 - Snake Hollow Bike Park	58,419	0	0	0	70,000	70,000
80-7864 - Pioneer Park Interpretive Trail	0	1,000,000	1,000,000	1,200,000	0	0
80-7865 - Royal Oaks Playground Replacement	0	400,000	400,000	400,000	0	0
80-7866 - Mathis Park Playground Replacement	0	400,000	400,000	400,000	0	0
80-7867 - BLOOMINGTON HILLS SOUTH PARK	370,854	100,000	100,000	100,000	0	0
80-7574 - Town Square Improvements	0	0	200,000	200,000	0	0
Capital Outlays Total	**429,273**	**2,585,000**	**2,585,000**	**2,785,000**	**138,000**	**338,000**
Debt Service						
80-8100 - Principal On Bonds	811,000	827,000	827,000	827,000	845,000	845,000
80-8200 - Interest On Bonds	53,436	37,216	37,216	37,216	19,435	19,435
Debt Service Total	**864,436**	**864,216**	**864,216**	**864,216**	**864,435**	**864,435**
Transfers						
80-9100 - Transfers To Other Funds	815,684	360,000	655,418	655,418	1,410,000	1,410,000
Transfers Total	**815,684**	**360,000**	**655,418**	**655,418**	**1,410,000**	**1,410,000**
Expense Total	**2,387,759**	**4,114,216**	**4,409,634**	**4,583,634**	**2,687,435**	**2,891,435**

FY 2024-25 Budget
Other Funds - 2007 Sales Tax Road Bond Fund

Department Overview

In November 2007, the City issued Sales Tax Revenue bonds for $24,775,000 for road and transportation projects. The funds were expended over several years for the Mall Drive Bridge; the Dixie Center secondary access road; towards the City's match for the Southern Parkway and Atkinville Interchange projects; as part of the roads and parking for the Replacement Airport; and other transportation improvement projects. The Replacement Airport was able to return a portion of funds originally reserved for its construction and therefore some funds remain in this fund for additional qualified projects. The bond matured in May 2018 and was payable in semi-annual debt service payments over a ten-year period. This fund accounts for both the construction funding via transfers to other funds, and the debt service payments.

Department Position Overview

There are no full-time positions funded in this budget.

Authorized FT	
2021	0
2022	0
2023	0
2024	0
2025	0

Summary of Expenses by Category

Expense Summary	FY 2022 Actuals	FY 2023 Actuals	FY 2024 Adopted Budget	FY 2024 Projected	FY 2025 Budget	$ Diff (Budget vs. Budget)
Materials & Supplies	667	683	1,000	737	1,000	0
Capital Outlays	0	0	0	0	0	0
Debt Service	0	0	0	0	0	0
Transfers	0	1,000,000	0	0	0	0
Grand Total	**667**	**1,000,683**	**1,000**	**737**	**1,000**	**0**

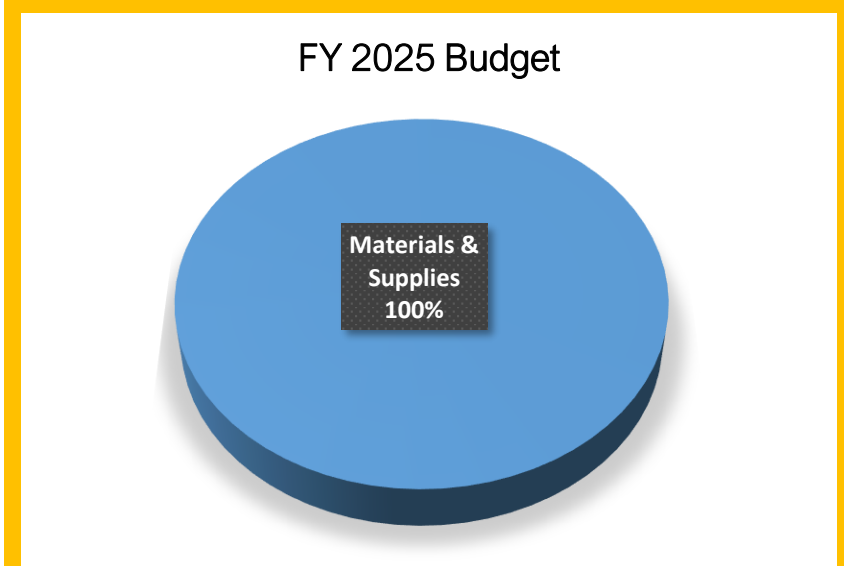

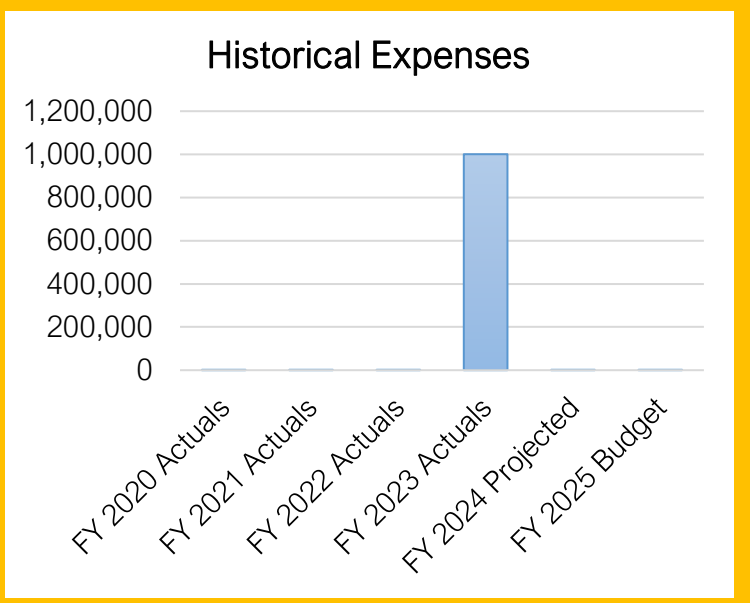

Summary of Capital Outlay

This fund has no projects proposed this fiscal year.

FY 2024-25 Budget
2007 Sales Tax Road Bond Fund (84) - Line Item Budget

Account Number	FY 2023 Actuals	FY 2024 Adopted Budget	FY 2024 Amended Budget	FY 2024 12-Month Estimate	FY 2025 Dept Request	FY 2025 Budget
Revenue						
Miscellaneous Revenue						
84-6100 - Interest Earnings	49,617	44,800	44,800	25,800	18,408	18,408
Miscellaneous Revenue Total	**49,617**	**44,800**	**44,800**	**25,800**	**18,408**	**18,408**
Appropriated Fund Balance						
84-8800 - Appropriated Fund Balance	0	-43,800	-43,800	-25,063	0	-17,408
Appropriated Fund Balance Total	**0**	**-43,800**	**-43,800**	**-25,063**	**0**	**-17,408**
Revenue Total	**49,617**	**1,000**	**1,000**	**737**	**18,408**	**1,000**
Expense						
Materials & Supplies						
84-3100 - Professional & Tech. Services	683	1,000	1,000	737	1,000	1,000
Materials & Supplies Total	**683**	**1,000**	**1,000**	**737**	**1,000**	**1,000**
Transfers						
84-9100 - Transfers To Other Funds	1,000,000	0	0	0	0	0
Transfers Total	**1,000,000**	**0**	**0**	**0**	**0**	**0**
Expense Total	**1,000,683**	**1,000**	**1,000**	**737**	**1,000**	**1,000**

FY 2024-25 Budget
Economic Development Agency Funds

Service Area Overview

Economic Development Agency Funds are funds that operate under the St. George Neighborhood Redevelopment Agency (RDA) and account for revenues and expenditures associated with promoting new capital investment and job creation activities within specific development districts created within the City. The primary funding source for these funds comes from a dedicated portion of tax increment from participating tax entities.

Departments	FY 2023 Actuals	FY 2024 Adopted Budget	FY 2024 Amended Budget	FY 2025 Budget	$ Diff from Adopted	% Diff from Adopted	# of Full-Time Personnel
Dixie Center EDA Fund (35)	230,551	280,210	280,210	2,000	-278,210	-99.3%	-
Ft. Pierce CDA #1 Fund (36)	115,341	1,016,000	1,016,000	2,000	-1,014,000	-99.8%	-
Ft. Pierce CDA #2 Fund (37)	4,041	8,500	8,500	8,500	0	0.0%	-
Central Business District CDA Fund (38)	125,977	236,500	236,500	235,745	-755	-0.3%	-
Millcreek CDA Fund (39)	18,641	173,300	173,300	176,791	3,491	2.0%	-
Tech Ridge CDA (33)	0	0	0	307,073	307,073	0.0%	-
Grand Total	**494,551**	**1,714,510**	**1,714,510**	**732,109**	**-982,401**	**-57.3%**	**-**

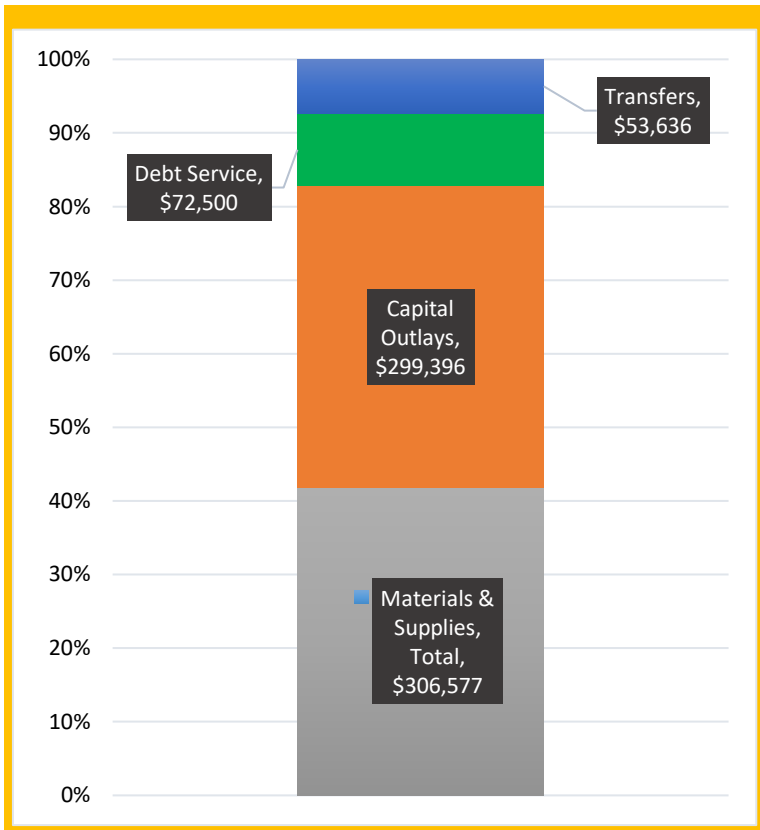

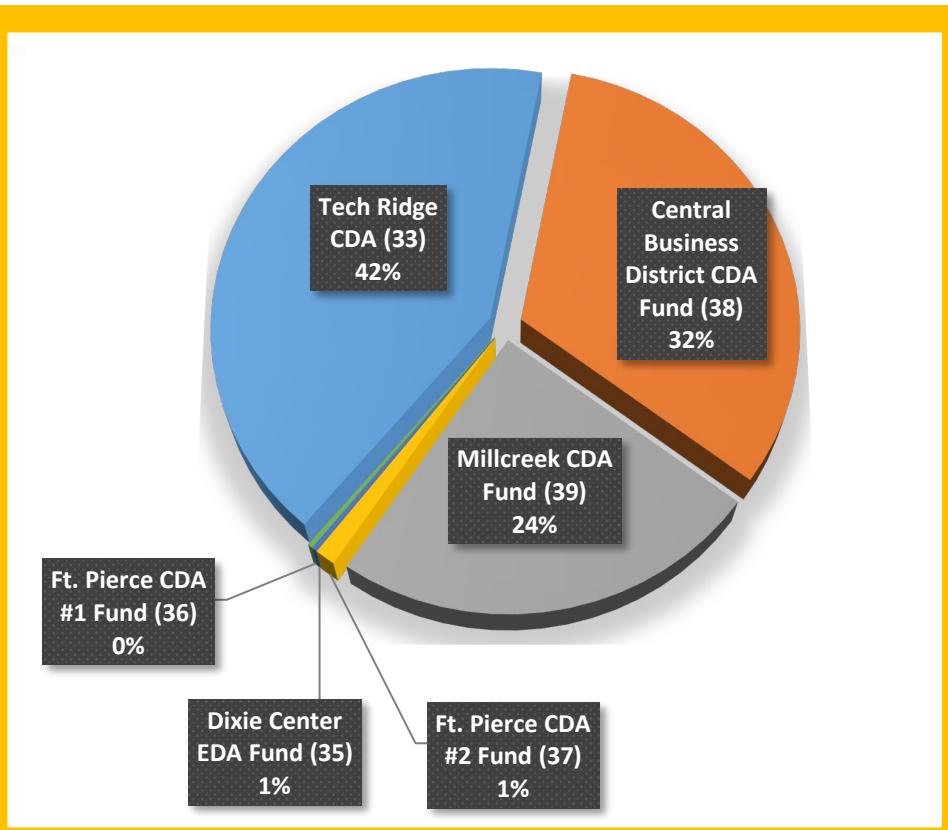

FY 2024-25 Budget
EDA Funds - Dixie Center EDA

Department Overview

In October 1997, the City Council authorized participation in the I-15 (Dixie Center) Economic Development project which allows the St. George Redevelopment Agency to collect tax increment from the Dixie Center project area. Tax Increment revenues are authorized to be used in funding land acquisition, roadways, and other utility infrastructure improvements which foster economic development. The district was invoked January 1, 2006 and had a twelve-year term. In Fiscal Year 2015-2016, the district was extended an additional 6 years and will mature December 2022. In October 2021 this district was extended an additional two years to December 2024.

Department Position Overview

There are no full-time positions funded in this budget.

Authorized FT	
2021	0
2022	0
2023	0
2024	0
2025	0

Summary of Expenses by Category

Expense Summary	FY 2022 Actuals	FY 2023 Actuals	FY 2024 Adopted Budget	FY 2024 Projected	FY 2025 Budget	$ Diff (Budget vs. Budget)
Materials & Supplies	212,544	212,551	264,210	263,930	2,000	-262,210
Capital Outlays	0	0	0	0	0	0
Debt Service	175,525	0	0	0	0	0
Transfers	18,000	18,000	16,000	16,000	0	-16,000
Grand Total	**406,069**	**230,551**	**280,210**	**279,930**	**2,000**	**-278,210**

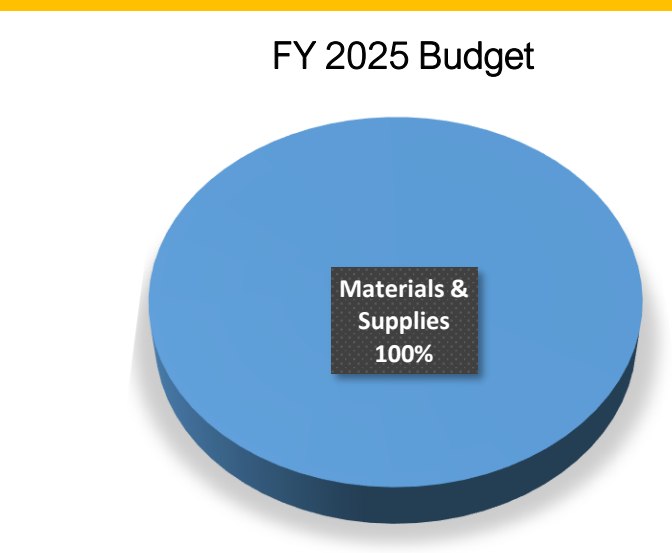

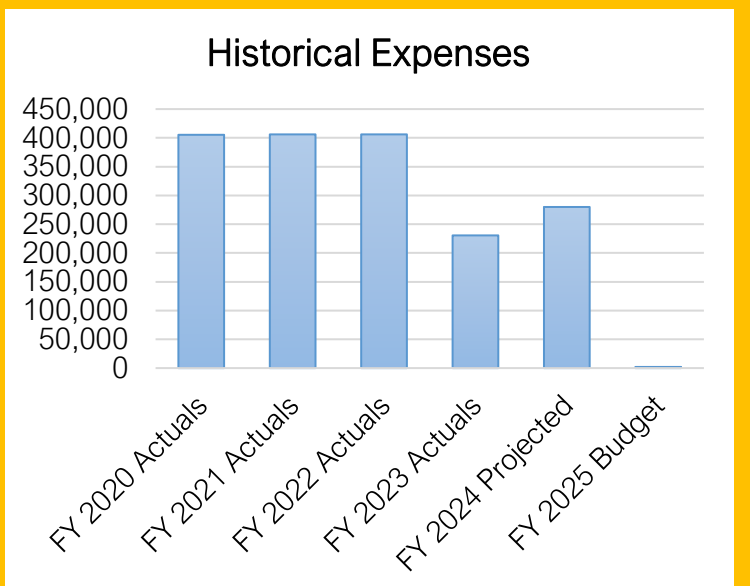

Summary of Capital Outlay

There are no capital projects proposed for this fund this fiscal year.

FY 2024-25 Budget
Dixie Center EDA Fund (35) - Line Item Budget

Account Number	FY 2023 Actuals	FY 2024 Adopted Budget	FY 2024 Amended Budget	FY 2024 12-Month Estimate	FY 2025 Dept Request	FY 2025 Budget
Revenue						
Intergovernmental						
35-8101 - Contributions From Other Governments	502,900	0	0	0	0	0
Intergovernmental Total	**502,900**	**0**	**0**	**0**	**0**	**0**
Miscellaneous Revenue						
35-6100 - Interest Earnings	62,429	58,000	58,000	95,763	58,000	58,000
Miscellaneous Revenue Total	**62,429**	**58,000**	**58,000**	**95,763**	**58,000**	**58,000**
Appropriated Fund Balance						
35-8800 - Appropriated Fund Balance	0	-226,436	-226,436	-333,850	0	-56,000
Appropriated Fund Balance Total	**0**	**-226,436**	**-226,436**	**-333,850**	**0**	**-56,000**
Restricted Taxes						
35-1100 - Current Property Taxes	62,728	448,646	448,646	518,017	0	0
Restricted Taxes Total	**62,728**	**448,646**	**448,646**	**518,017**	**0**	**0**
Revenue Total	**628,057**	**280,210**	**280,210**	**279,930**	**58,000**	**2,000**
Expense						
Materials & Supplies						
35-3100 - Professional & Tech. Services	341	52,000	52,000	51,720	2,000	2,000
35-6203 - Distributions To Taxing Agencies	212,210	212,210	212,210	212,210	0	0
Materials & Supplies Total	**212,551**	**264,210**	**264,210**	**263,930**	**2,000**	**2,000**
Transfers						
35-9100 - Transfers To Other Funds	18,000	16,000	16,000	16,000	0	0
Transfers Total	**18,000**	**16,000**	**16,000**	**16,000**	**0**	**0**
Expense Total	**230,551**	**280,210**	**280,210**	**279,930**	**2,000**	**2,000**

FY 2024-25 Budget
EDA Funds - Ft. Pierce CDA #1

Department Overview

This fund was created to promote economic development activity in the Ft. Pierce Business Park. Taxes paid on new developments are used to complete infrastructure improvements and provide economic incentives to attract businesses to the St. George area if they meet requirements established by the City and Washington County Economic Development Agency. This district was invoked January 2008 with a 15-year term expiring December 2022.

Department Position Overview

There are no full-time positions funded in this budget.

Authorized FT	
2021	0
2022	0
2023	0
2024	0
2025	0

Summary of Expenses by Category

Expense Summary	FY 2022 Actuals	FY 2023 Actuals	FY 2024 Adopted Budget	FY 2024 Projected	FY 2025 Budget	$ Diff (Budget vs. Budget)
Materials & Supplies	359	85,341	516,000	16,972	2,000	-514,000
Capital Outlays	0	0	500,000	500,000	0	-500,000
Transfers	38,500	30,000	0	0	0	0
Grand Total	**38,859**	**115,341**	**1,016,000**	**516,972**	**2,000**	**-1,014,000**

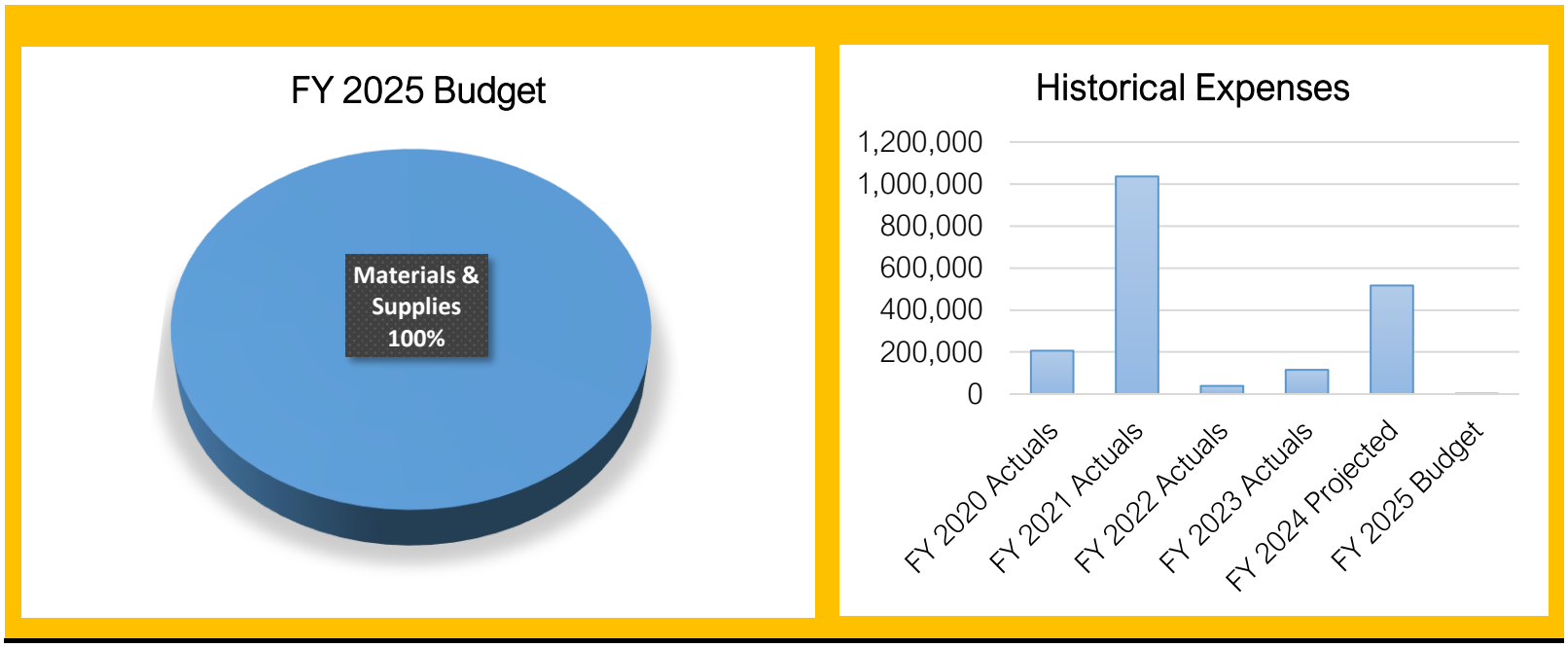

Summary of Capital Outlay

There are no capital projects proposed for this fund this fiscal year.

FY 2024-25 Budget
Ft. Pierce CDA #1 Fund (36) - Line Item Budget

Account Number	FY 2023 Actuals	FY 2024 Adopted Budget	FY 2024 Amended Budget	FY 2024 12-Month Estimate	FY 2025 Dept Request	FY 2025 Budget
Revenue						
Intergovernmental						
36-8101 - Contributions From Other Governments	503,264	0	0	0	0	0
Intergovernmental Total	**503,264**	**0**	**0**	**0**	**0**	**0**
Miscellaneous Revenue						
36-6100 - Interest Earnings	124,948	122,000	122,000	201,000	122,000	122,000
Miscellaneous Revenue Total	**124,948**	**122,000**	**122,000**	**201,000**	**122,000**	**122,000**
Appropriated Fund Balance						
36-8800 - Appropriated Fund Balance	0	894,000	894,000	315,972	0	-120,000
Appropriated Fund Balance Total	**0**	**894,000**	**894,000**	**315,972**	**0**	**-120,000**
Restricted Taxes						
36-1101 - Current Property Taxes	62,774	0	0	0	0	0
Restricted Taxes Total	**62,774**	**0**	**0**	**0**	**0**	**0**
Revenue Total	**690,986**	**1,016,000**	**1,016,000**	**516,972**	**122,000**	**2,000**
Expense						
Materials & Supplies						
36-3100 - Professional & Tech. Services	341	1,000	1,000	1,972	2,000	2,000
36-6201 - Economic Incentives	85,000	515,000	515,000	15,000	0	0
Materials & Supplies Total	**85,341**	**516,000**	**516,000**	**16,972**	**2,000**	**2,000**
Capital Outlays						
36-7300 - Improvements	0	500,000	500,000	500,000	0	0
Capital Outlays Total	**0**	**500,000**	**500,000**	**500,000**	**0**	**0**
Transfers						
36-9100 - Transfers To Other Funds	30,000	0	0	0	0	0
Transfers Total	**30,000**	**0**	**0**	**0**	**0**	**0**
Expense Total	**115,341**	**1,016,000**	**1,016,000**	**516,972**	**2,000**	**2,000**

FY 2024-25 Budget
EDA Funds - Ft. Pierce CDA #2

Department Overview

This fund was created to promote economic development activity in the Ft. Pierce Business Park. Taxes paid on new developments are used to complete infrastructure improvements and provide economic incentives to attract businesses to the St. George area if they meet requirements established by the City and Washington County Economic Development Agency. This district was invoked January 2015 with a 15-year term expiring December 2029. In October 2021 this district was extended an additional two years and will now mature December 2031.

Department Position Overview

There are no full-time positions funded in this budget.

Authorized FT	
2021	0
2022	0
2023	0
2024	0
2025	0

Summary of Expenses by Category

Expense Summary	FY 2022 Actuals	FY 2023 Actuals	FY 2024 Adopted Budget	FY 2024 Projected	FY 2025 Budget	$ Diff (Budget vs. Budget)
Materials & Supplies	334	341	1,500	658	1,500	0
Capital Outlays	0	0	0	0	0	0
Transfers	4,000	3,700	7,000	7,000	7,000	0
Grand Total	**4,334**	**4,041**	**8,500**	**7,658**	**8,500**	**0**

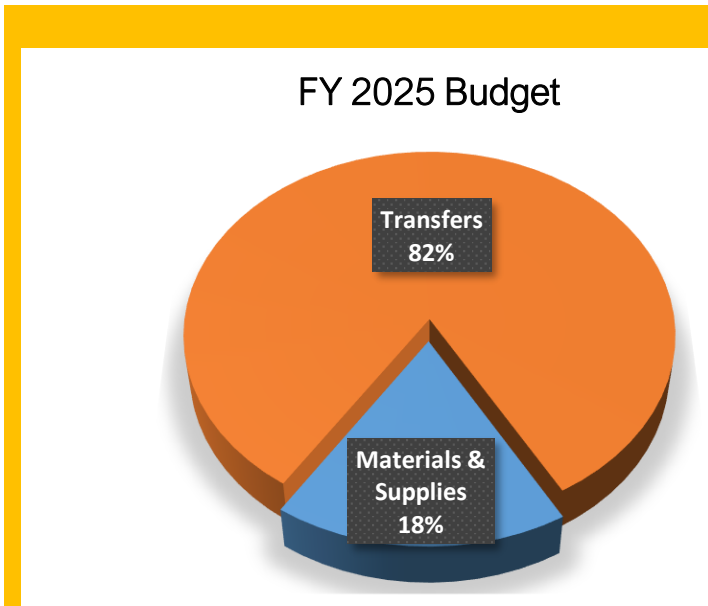

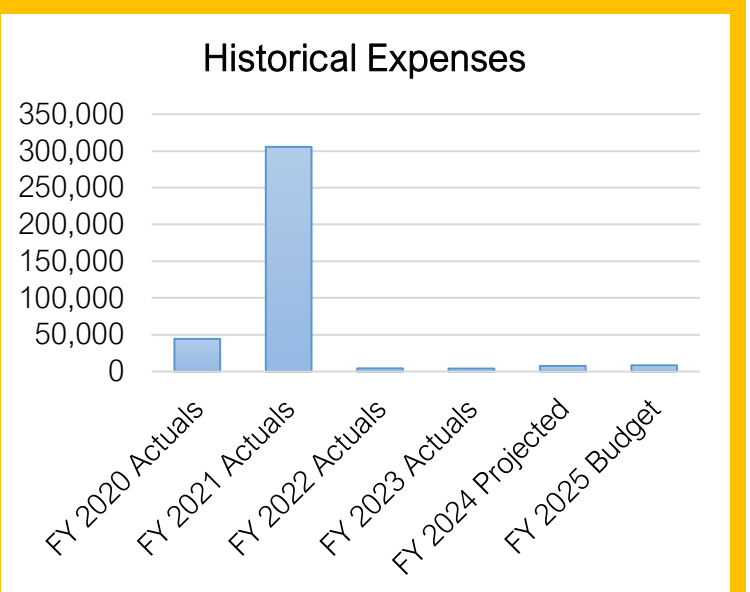

Summary of Capital Outlay

There are no capital projects proposed for this fund this fiscal year.

FY 2024-25 Budget
Ft. Pierce CDA #2 Fund (37) - Line Item Budget

Account Number	FY 2023 Actuals	FY 2024 Adopted Budget	FY 2024 Amended Budget	FY 2024 12-Month Estimate	FY 2025 Dept Request	FY 2025 Budget
Revenue						
Intergovernmental						
37-8101 - Contributions From Other Governments	118,614	0	0	0	0	0
Intergovernmental Total	**118,614**	**0**	**0**	**0**	**0**	**0**
Miscellaneous Revenue						
37-6100 - Interest Earnings	9,220	8,500	8,500	21,300	8,500	8,500
Miscellaneous Revenue Total	**9,220**	**8,500**	**8,500**	**21,300**	**8,500**	**8,500**
Appropriated Fund Balance						
37-8800 - Appropriated Fund Balance	0	-155,000	-155,000	-168,642	-159,650	-159,650
Appropriated Fund Balance Total	**0**	**-155,000**	**-155,000**	**-168,642**	**-159,650**	**-159,650**
Restricted Taxes						
37-1101 - Current Property Taxes	14,795	155,000	155,000	155,000	159,650	159,650
Restricted Taxes Total	**14,795**	**155,000**	**155,000**	**155,000**	**159,650**	**159,650**
Revenue Total	**142,629**	**8,500**	**8,500**	**7,658**	**8,500**	**8,500**
Expense						
Materials & Supplies						
37-3100 - Professional & Tech. Services	341	1,500	1,500	658	1,500	1,500
Materials & Supplies Total	**341**	**1,500**	**1,500**	**658**	**1,500**	**1,500**
Transfers						
37-9100 - Transfers To Other Funds	3,700	7,000	7,000	7,000	7,000	7,000
Transfers Total	**3,700**	**7,000**	**7,000**	**7,000**	**7,000**	**7,000**
Expense Total	**4,041**	**8,500**	**8,500**	**7,658**	**8,500**	**8,500**

FY 2024-25 Budget
EDA Funds - Central Business CDA

Department Overview

The Central Business District CDA was created during Fiscal Year 2017 to promote economic development activity in the downtown area. Taxes received from new developments and new growth will be used to assist commercial development in completing projects within this District, and also to fund infrastructure improvements in order to attract businesses to St. George's downtown area. This District was invoked to start taking tax increment on January 2021 and beginning FY2021-22. Current activity in this fund reflect the operations of The Inn at St. George hotel acquired by the City during Fiscal Year 2017 and operated through November 2019, at which time it was closed. In October 2021 this district was extended an additional two years.

Department Position Overview

There are no full-time positions funded in this budget.

Authorized FT	
2021	0
2022	0
2023	0
2024	0
2025	0

Summary of Expenses by Category

Expense Summary	FY 2022 Actuals	FY 2023 Actuals	FY 2024 Adopted Budget	FY 2024 Projected	FY 2025 Budget	$ Diff (Budget vs. Budget)
Materials & Supplies	334	110,977	145,500	118,793	145,500	0
Capital Outlays	581,451	0	0	0	0	0
Debt Service	77,349	0	72,500	72,500	72,500	0
Transfers	13,500	15,000	18,500	17,240	17,745	-755
Grand Total	**672,634**	**125,977**	**236,500**	**208,533**	**235,745**	**-755**

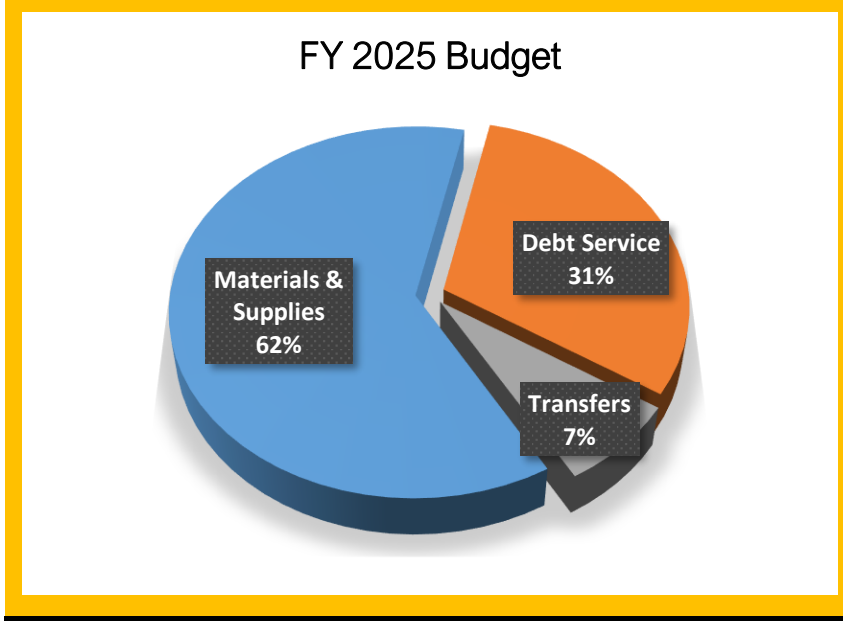

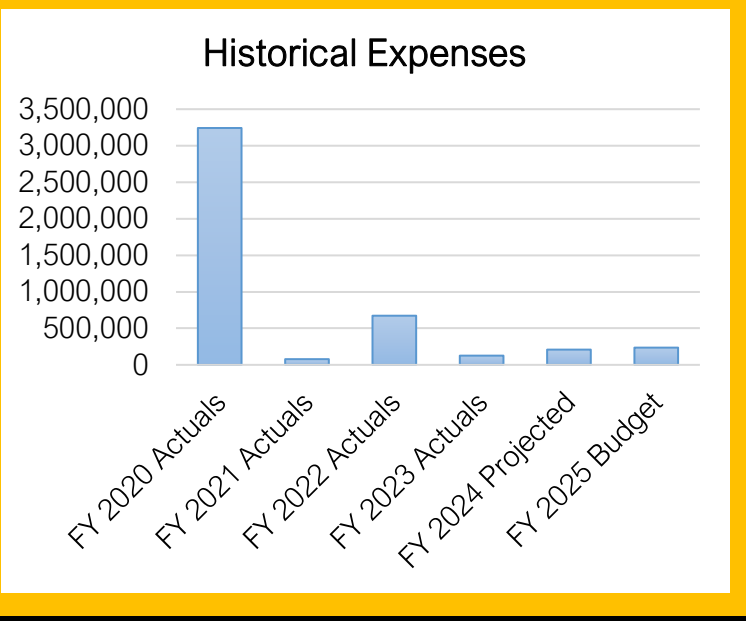

Summary of Capital Outlay

There are no capital projects proposed for this fund this fiscal year.

FY 2024-25 Budget
Central Business District CDA Fund (38) - Line Item Budget

Account Number	FY 2023 Actuals	FY 2024 Adopted Budget	FY 2024 Amended Budget	FY 2024 12-Month Estimate	FY 2025 Dept Request	FY 2025 Budget
Revenue						
Intergovernmental						
38-8101 - Contributions From Other Governments	425,178	0	0	0	0	0
Intergovernmental Total	**425,178**	**0**	**0**	**0**	**0**	**0**
Miscellaneous Revenue						
38-6100 - Interest Earnings	17,080	16,000	16,000	31,500	10,000	10,000
Miscellaneous Revenue Total	**17,080**	**16,000**	**16,000**	**31,500**	**10,000**	**10,000**
Appropriated Fund Balance						
38-8800 - Appropriated Fund Balance	0	-304,500	-304,500	-315,525	0	-281,255
Appropriated Fund Balance Total	**0**	**-304,500**	**-304,500**	**-315,525**	**0**	**-281,255**
Restricted Taxes						
38-1101 - Current Property Taxes	53,034	525,000	525,000	492,558	507,000	507,000
Restricted Taxes Total	**53,034**	**525,000**	**525,000**	**492,558**	**507,000**	**507,000**
Revenue Total	**495,292**	**236,500**	**236,500**	**208,533**	**517,000**	**235,745**
Expense						
Materials & Supplies						
38-3100 - Professional & Tech. Services	341	5,500	5,500	1,300	5,500	5,500
38-6201 - Economic Incentives	110,635	140,000	140,000	117,493	140,000	140,000
Materials & Supplies Total	**110,977**	**145,500**	**145,500**	**118,793**	**145,500**	**145,500**
Debt Service						
38-8205 - Interest On Notes	0	72,500	72,500	72,500	72,500	72,500
Debt Service Total	**0**	**72,500**	**72,500**	**72,500**	**72,500**	**72,500**
Transfers						
38-9100 - Transfers To Other Funds	15,000	18,500	18,500	17,240	17,745	17,745
Transfers Total	**15,000**	**18,500**	**18,500**	**17,240**	**17,745**	**17,745**
Expense Total	**125,977**	**236,500**	**236,500**	**208,533**	**235,745**	**235,745**

FY 2024-25 Budget
EDA Funds - Millcreek CDA

Department Overview

The Millcreek CDA was created during Fiscal Year 2017 to promote economic development activity in the Millcreek Industrial Park area. Taxes received from new developments and new growth will be used to assist commercial development in completing projects within this District and to also fund infrastructure improvements in order to attract businesses to the Millcreek Industrial Park. This District was invoked effective January 1, 2019 therefore Fiscal Year 2018-19 was it's first year of receiving tax increment. This district has a 15-year term expiring December 2033.

Department Position Overview

There are no full-time positions funded in this budget.

Authorized FT	
2021	0
2022	0
2023	0
2024	0
2025	0

Summary of Expenses by Category

Expense Summary	FY 2022 Actuals	FY 2023 Actuals	FY 2024 Adopted Budget	FY 2024 Projected	FY 2025 Budget	$ Diff (Budget vs. Budget)
Materials & Supplies	104,790	341	155,000	151,393	155,000	0
Capital Outlays	0	0	0	0	0	0
Transfers	13,000	18,300	18,300	18,300	21,791	3,491
Grand Total	**117,790**	**18,641**	**173,300**	**169,693**	**176,791**	**3,491**

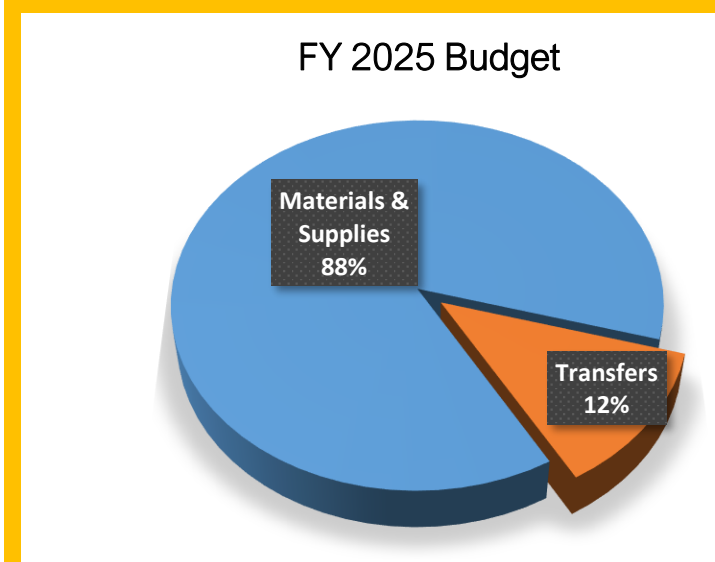

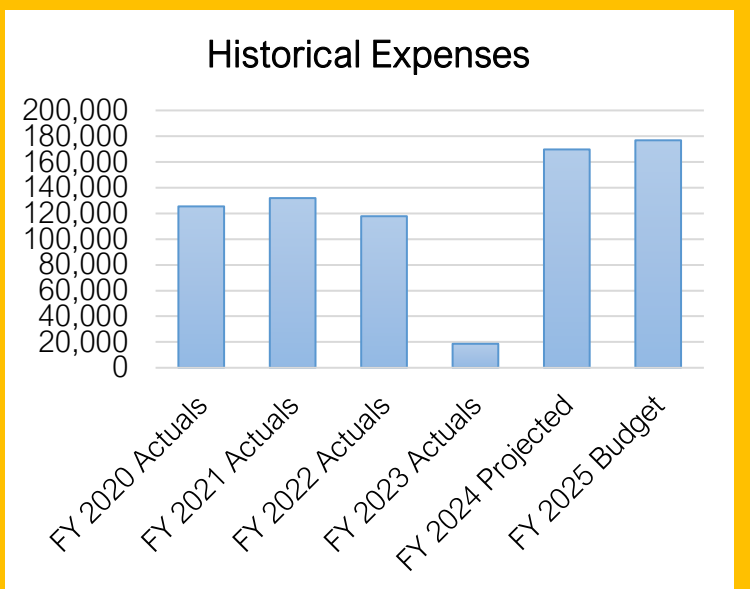

Summary of Capital Outlay

There are no capital projects proposed for this fund this fiscal year.

FY 2024-25 Budget
Millcreek CDA Fund (39) - Line Item Budget

Account Number	FY 2023 Actuals	FY 2024 Adopted Budget	FY 2024 Amended Budget	FY 2024 12-Month Estimate	FY 2025 Dept Request	FY 2025 Budget
Revenue						
Intergovernmental						
39-8101 - Contributions From Other Governments	521,783	0	0	0	0	0
Intergovernmental Total	**521,783**	**0**	**0**	**0**	**0**	**0**
Miscellaneous Revenue						
39-6100 - Interest Earnings	45,518	43,000	43,000	96,000	40,000	40,000
Miscellaneous Revenue Total	**45,518**	**43,000**	**43,000**	**96,000**	**40,000**	**40,000**
Appropriated Fund Balance						
39-8800 - Appropriated Fund Balance	0	-394,700	-394,700	-530,779	0	-485,816
Appropriated Fund Balance Total	**0**	**-394,700**	**-394,700**	**-530,779**	**0**	**-485,816**
Restricted Taxes						
39-1101 - Current Property Taxes	65,083	525,000	525,000	604,472	622,607	622,607
Restricted Taxes Total	**65,083**	**525,000**	**525,000**	**604,472**	**622,607**	**622,607**
Revenue Total	**632,384**	**173,300**	**173,300**	**169,693**	**662,607**	**176,791**
Expense						
Materials & Supplies						
39-3100 - Professional & Tech. Services	341	5,000	5,000	1,393	5,000	5,000
39-6201 - Economic Incentives	0	150,000	150,000	150,000	150,000	150,000
Materials & Supplies Total	**341**	**155,000**	**155,000**	**151,393**	**155,000**	**155,000**
Transfers						
39-9100 - Transfers To Other Funds	18,300	18,300	18,300	18,300	21,791	21,791
Transfers Total	**18,300**	**18,300**	**18,300**	**18,300**	**21,791**	**21,791**
Expense Total	**18,641**	**173,300**	**173,300**	**169,693**	**176,791**	**176,791**

FY 2024-25 Budget
EDA Funds - Tech Ridge CDA

Department Overview

On November 20, 2008, the Redevelopment Agency of the City of St. George (the Agency), adopted a Project Area Plan and a Project Area Budget (the Plan and Budget) for the St. George Airport Community Development Project Area. In December 2021 the City of St. George adopted the Tech Ridge Development Agreement which provided for a master-planned, mixed-use development within the project area that includes 1 million square feet of Class-A office space and mixed retail and residential. This development is anticipated to create 6,000 direct jobs and significantly grow the Technology Sector in Washington County. Due to the change in vision for the project, significant public infrastructure requirement and inflationary impact on cost, the Agency amended the St. George Airport Community Project Area Plan and Project Area Budget documents in November 2023. Key changes included: 1) Renaming the project area to the Tech Ridge Community Development Area, 2) Extending the maximum duration of the CDA through December 31, 2055 (32 years), and 3) Splitting the development into three tranches (phases) that will be triggered at different points and have a collection period of 26 years per tranche, and 4) increase the tax increment cap to $50 million in net present value.

Department Position Overview

There are no full-time positions are funded in this budget.

Authorized FT	
2021	0
2022	0
2023	0
2024	0
2025	0

Summary of Expenses by Category

Expense Summary	FY 2022 Actuals	FY 2023 Actuals	FY 2024 Adopted Budget	FY 2024 Projected	FY 2025 Budget	$ Diff (Budget vs. Budget)
Materials & Supplies	0	0	0	0	577	577
Capital Outlays	0	0	0	0	299,396	299,396
Transfers	0	0	0	0	7,100	7,100
Grand Total	**0**	**0**	**0**	**0**	**307,073**	**307,073**

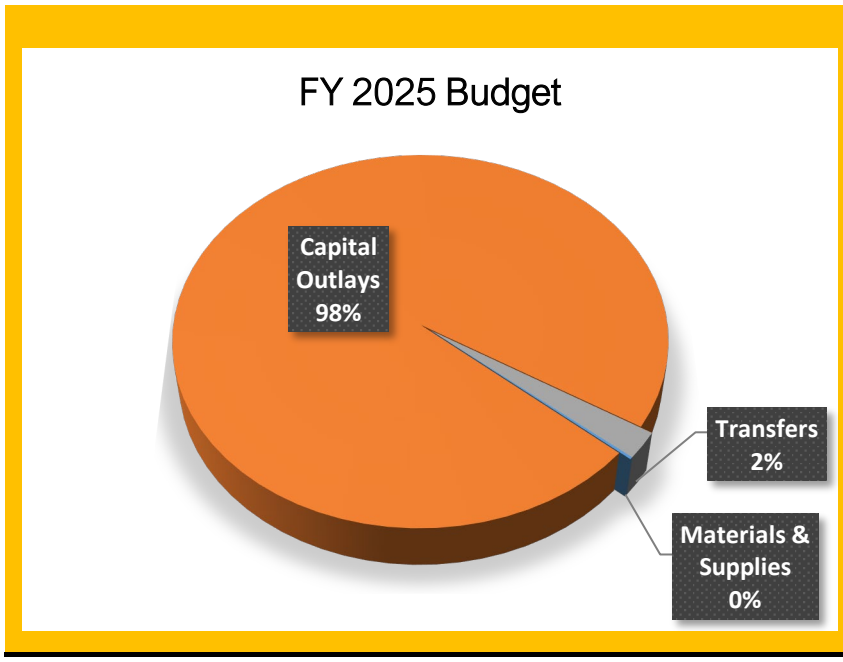

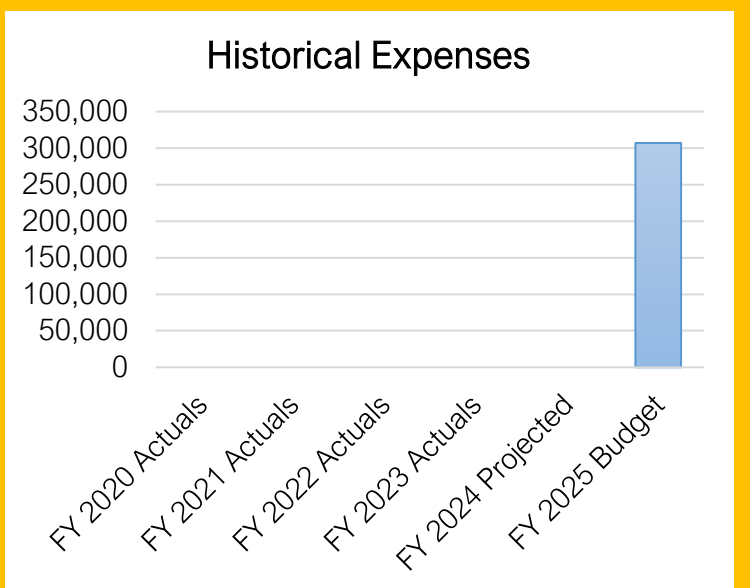

Summary of Capital Outlay

	FY 2025 Dept. Request	FY 2025 Proposed
Tech Ridge Development Improvements	299,396	299,396
Grand Total	**299,396**	**299,396**

FY 2024-25 Budget
Tech Ridge CDA (33) - Line Item Budget

Account Number	FY 2023 Actuals	FY 2024 Adopted Budget	FY 2024 Amended Budget	FY 2024 12-Month Estimate	FY 2025 Dept Request	FY 2025 Budget
Revenue						
Restricted Taxes						
33-1100 - Current Property Taxes	0	0	0	0	307,073	307,073
Restricted Taxes Total	**0**	**0**	**0**	**0**	**307,073**	**307,073**
Revenue Total	**0**	**0**	**0**	**0**	**307,073**	**307,073**
Expense						
Materials & Supplies						
33-3100 - Professional & Tech. Services	0	0	0	0	577	577
Materials & Supplies Total	**0**	**0**	**0**	**0**	**577**	**577**
Capital Outlays						
33-7300 - Improvements	0	0	0	0	0	299,396
33-7xxx - Redevelopment Projects	0	0	0	0	299,396	0
Capital Outlays Total	**0**	**0**	**0**	**0**	**299,396**	**299,396**
Transfers						
33-9100 - Transfers To Other Funds	0	0	0	0	7,100	7,100
Transfers Total	**0**	**0**	**0**	**0**	**7,100**	**7,100**
Expense Total	**0**	**0**	**0**	**0**	**307,073**	**307,073**

THIS PAGE INTENTIONALLY LEFT BLANK



APPENDIX

St.George
THE BRIGHTER SIDE

AUTHORIZED FULL-TIME POSITION LISTING

	2016	2017	2018	2019	2020	2021	2022	2023	2024	2025
CITY MANAGER	1	1	4	6	4	4	5	7	4	4
COMMUNICATIONS & MARKETING	0	0	0	0	3	3	4	4	3	3
ECONOMIC DEVELOPMENT	5	2	2	1	1	1	2	2	1	1
GOLF	35.0	35.0	34.0	34.0	35.0	36.0	36.0	36.0	36.0	36.0
HUMAN RESOURCES	4.0	4.0	4.0	5.0	5.0	6.0	7.0	7.0	7.0	7.0
BUDGET & FINANCIAL PLANNING	0.0	0.0	0.0	0.0	0.0	0.0	2.0	2.0	2.0	2.0
ADMIN SERVICES / FINANCE	23.0	22.0	19.0	19.5	19.5	20.5	21.0	21.0	22.0	22.0
TECHNOLOGY SERVICES	12.0	15.0	14.0	14.0	12.0	12.0	11.0	12.0	12.0	13.0
LEGAL SERVICES	11.0	11.0	12.0	13.0	13.0	13.0	14*	14.0	14.0	14.0
FACILITIES SERVICES	12.0	12.0	12.0	12.0	12.0	12.0	12.0	12.7	14.7	15.0
POLICE	116.0	119.0	123.0	133.0	133.0	135.0	146.0	157.0	169.0	178.0
DISPATCH	38.0	38.0	39.0	40.0	40.0	41.0	41.0	44.0	46.0	46.0
FIRE	33.0	33.0	34.0	43.0	46.0	47.0	56.0	68.0	80.0	80.0
PARKS ADMIN	3.0	3.0	3.0	3.0	3.0	3.0	3.0	3.0	3.0	3.0
RECREATION PROGRAMS (combined)	7.0	6.0	7.0	9.0	8.0	7.0	7.0	8.0	8.0	11.0
RECREATION CENTER	1.0	1.0	1.0	1.0	1.0	2.0	2.0	3.0	3.0	1.0
COMMUNITY ARTS	2.0	2.0	2.0	2.0	2.0	2.0	2.0	2.0	2.0	2.0
EXHIBITS & COLL	1.0	1.0	1.0	1.0	1.0	1.0	1.0	1.0	1.0	1.0
ELECTRIC THEATER	0.0	1.0	1.0	1.0	1.0	1.0	1.0	1.0	1.0	1.0
PARKS	51.5	52.5	54.5	54.5	56.0	57.5	59.5	58.0	59.0	55.0
PARKS DESIGN	6.5	6.5	6.5	6.5	6.5	6.0	6.0	4.0	4.0	4.0
SPORTS FIELD MAINTENANCE	2.0	2.0	2.0	2.0	2.0	2.0	3.0	3.0	3.0	7.0
MARATHON	1.0	1.0	1.0	1.0	1.0	1.0	1.0	1.0	1.0	1.0
CEMETERY	3.0	3.0	3.0	3.0	3.0	3.0	4.0	5.0	5.0	5.0
PUBLIC WORKS ADM	2.0	1.0	1.0	1.0	2.0	2.0	2.0	2.0	2.0	2.0
ENGINEERING	7.0	7.0	7.0	13.0	14.0	17.0	19.0	18.0	19.0	19.0
STREETS	33.0	34.0	34.0	36.0	36.0	36.0	38.0	41.0	44.0	46.0
FLEET MGT	13.5	14.5	14.5	14.5	14.5	14.5	16.5	16.5	16.5	16.5
DEVELOPMENT SERVICES	18.0	21.0	21.0	18.0	19.0	19.0	19.0	18.0	20.0	20.0
INSPECTION	0.0	0.0	0.0	0.0	0.0	0.0	0.0	0.0	0.0	0.0
CODE ENFORCEMENT	2.0	2.0	2.0	2.0	2.0	2.0	2.0	2.0	2.0	2.0
SWIMMING POOL/SHAC	2.0	2.0	2.0	2.0	2.0	2.0	2.0	2.0	2.0	2.0
AIRPORT	6.0	8.0	8.0	8.0	9.0	9.0	9.0	12.0	13.0	14.0
TOTAL GENERAL FUND	**451.5**	**460.5**	**468.5**	**499.0**	**506.5**	**517.5**	**554.0**	**587.2**	**619.2**	**633.5**
WASTEWATER COLLECTION	17.0	16.0	16.0	17.0	17.0	17.0	18.0	18.0	20.0	22.0
SEWER TREATMENT (WWTP)	21.0	22.0	24.0	25.0	25.0	25.0	25.0	27.0	27.0	27.0
GOLF	0.0	0.0	0.0	0.0	0.0	0.0	0.0	0.0	0.0	0.0
WATER	49.0	52.0	52.0	54.0	58.0	61.0	63.5	65.4	65.4	70.4
ELECTRIC	55.0	58.0	60.0	60.0	65.5	68.0	74.0	74.6	75.6	75.6
SUNTRAN	22.5	22.5	22.5	22.5	23.0	26.0	25.5	25.5	25.5	38.5
SWITCHPOINT	6.0	0.0	0.0	0.0	0.0	0.0	0.0	0.0	0.0	0.0
DIXIE CENTER	12.0	12.0	13.0	13.0	13.0	13.0	13.0	13.3	13.3	0.0
TOTAL ENTERPRISE FUNDS	**182.5**	**182.5**	**187.5**	**191.5**	**201.5**	**210.0**	**219.0**	**223.8**	**226.8**	**233.5**
TOTAL ALL FUNDS	**634.0**	**643.0**	**656.0**	**690.5**	**708.0**	**727.5**	**773.0**	**811.0**	**846.0**	**867.0**

FY 2025 New Position Request Summary

Fund	Position Title	# of Full-time	Total Cost
10 - General Fund	Operations Specialist	1.00	89,081
	Airport Total	**1.00**	**89,081**
	Police Officer III	7.00	945,868
	Police Sergeant	2.00	326,884
	Police Total	**9.00**	**1,272,752**
	Public Safety Technician	1.00	94,178
	Technology Services Total	**1.00**	**94,178**
	Recreation Coordinator	1.00	77,844
	Parks Total	**1.00**	**77,844**
	Equipment Operator I	2.00	150,068
	Public Works Total	**2.00**	**150,068**
10 - General Fund Total		14.00	1,683,923
51 - Water Fund	Water Services Operator II	4.00	294,720
	Engineer III	1.00	117,474
	Water Services Total	**5.00**	**412,194**
51 - Water Fund Total		5.00	412,194
52 - Wastewater Fund	WW Superintendent	1.00	122,433
	Collection Operator II	1.00	73,680
	Wastewater Services Total	**2.00**	**196,113**
52 - Wastewater Fund Total		2.00	196,113
64 - Public Transit Fund	Transit Operator II	2.00	144,720
	SunTran Total	**2.00**	**144,720**
	Master Technician	1.00	107,170
	Suntran Manager	1.00	122,433
	Transit Operator II	8.00	578,880
	Suntran Supervisor	1.00	80,796
	Zion Route Total	**11.00**	**889,279**
64 - Public Transit Fund Total		13.00	1,033,999
Grand Total		34.00	3,326,229

FY 2025 - GENERAL FUND - CAPITAL OUTLAY	Department Request	City Manager Recommended	$ Change
4135 - Human Resources			
HRIS Software	75,000	100,000	25,000
4135 - Human Resources Total	**75,000**	**100,000**	**25,000**
4137 - Communications & Marketing			
American-made drone	10,000	10,000	-
Qualtrics Survey Software	60,000	60,000	-
4137 - Communications & Marketing Total	**70,000**	**70,000**	**-**
4141 - Administrative Services/Finance			
E-Procurement Software	17,410	17,410	-
GRAVITY	55,000	55,000	-
4141 - Administrative Services/Finance Total	**72,410**	**72,410**	**-**
4142 - Technology Services			
2025 Aerial Photography/Pictometry	9,200	9,200	-
2025 Camera Replacements	5,000	5,000	-
Crowdstrike USB Blocking Module - Vehicle	11,000	-	(11,000)
THOR Phase IV - Police - Other	365,000	-	(365,000)
UPS Battery Replacements (Phase I)	40,000	40,000	-
Zero Trust Network Access (ZTNA) - Other	99,124	-	(99,124)
4142 - Technology Services Total	**529,324**	**54,200**	**(475,124)**
4160 - Facilities Services			
1998 FORD E-350 Replacement	55,000	55,000	-
8406 2006 FORD F-250 Replacement	50,000	-	(50,000)
8426 Chevrolet Equinox	35,000	-	(35,000)
City Facilities Hardwood flooring maintenance	15,000	15,000	-
City Wide HVAC replacement units	28,000	28,000	-
Custodial equipment replacement	10,000	10,000	-
Ice Machines and Water fountain and swamp cooler replacements	20,000	20,000	-
Police Department and Fire Stations Digital locks upgrades	45,000	20,000	(25,000)
Racquetball court walls renovation	75,000	-	(75,000)
Rec Center main gym wall painting	14,000	15,000	1,000
4160 - Facilities Services Total	**347,000**	**163,000**	**(184,000)**
4211 - Police			
40 MM Single Shot Launcher - Patrol and SWAT	4,800	4,800	-
Defensive Tactics Mats	6,500	6,500	-
Drone - Multi Division Use	6,500	6,500	-
Drone - SWAT	25,000	25,000	-
Equipment Locker - Patrol	15,000	15,000	-
Exercise Equipment	5,000	5,000	-
Firearms Range Maintenance	5,000	5,000	-
Fixed Automated License Plate Reader Cameras (ALPRs)	16,000	16,000	-
Flood Lighting - portable battery operated - Equipment	3,600	-	(3,600)
FY 2025 Replacement Motorcycle 1	32,500	32,500	-
FY 2025 Replacement Motorcycle 2	32,500	32,500	-
FY 25 Animal Shelter Maintenance	5,000	5,000	-
IA Sergeant Vehicle	69,000	69,000	-
Negotiations Throw Phone	18,000	18,000	-
Patrol Officer 1 - Vehicle	75,000	75,000	-
Patrol Officer 2 - Vehicle	75,000	75,000	-
Patrol Officer 3 - Vehicle	75,000	75,000	-
Patrol Officer 4 - Vehicle	75,000	75,000	-
Patrol Officer 5 - Vehicle	75,000	75,000	-
Patrol Officer 6 -K-9 - Vehicle	89,700	89,700	-
Patrol Officer 7 -K-9 - Vehicle	89,700	89,700	-
Patrol Sergeant Vehicle	75,000	75,000	-
PIT Bumpers	26,100	26,100	-
Police Dept Parking Lot Resurfacing/Maintenance	20,000	-	(20,000)
Public Order Ballistic Plates	10,140	10,140	-
Public Order Shields	3,000	3,000	-
Replacement Vehicle 1	75,000	75,000	-
Replacement Vehicle 10 - Patrol SUV	75,000	75,000	-

FY 2025 - GENERAL FUND - CAPITAL OUTLAY	Department Request	City Manager Recommended	$ Change
Replacement Vehicle 11 - School Resource SUV	75,000	75,000	-
Replacement Vehicle 12 - Patrol SUV	75,000	75,000	-
Replacement Vehicle 13 - Traffic SUV	75,000	75,000	-
Replacement Vehicle 14 - Traffic SUV	75,000	75,000	-
Replacement Vehicle 15 - School Resource SUV	75,000	75,000	-
Replacement Vehicle 16 - P/T ASO Pool Vehicle	68,000	68,000	-
Replacement Vehicle 17 - Patrol SUV	75,000	75,000	-
Replacement Vehicle 18 - Patrol SUV	75,000	75,000	-
Replacement Vehicle 19 - School Resource SUV	75,000	75,000	-
Replacement Vehicle 2 - VIPS	40,000	40,000	-
Replacement Vehicle 20 - Patrol SUV	75,000	75,000	-
Replacement Vehicle 3 - Shelter Tech Pool Vehicle	66,000	66,000	-
Replacement Vehicle 4 - Patrol SUV	75,000	75,000	-
Replacement Vehicle 5 - Patrol SUV	75,000	75,000	-
Replacement Vehicle 6 - Patrol SUV	75,000	75,000	-
Replacement Vehicle 7 - Patrol SUV	75,000	75,000	-
Replacement Vehicle 8 - Patrol SUV	75,000	75,000	-
Replacement Vehicle 9 - School Resource SUV	75,000	75,000	-
Sniper Rifle (Rifle and Optics) - 2/year x 3 years - Equipment	10,200	-	(10,200)
Stop Sticks	5,760	5,760	-
SWAT Ballistic Helmets - Equipment	18,000	-	(18,000)
Through wall radar device - Equipment	3,000	-	(3,000)
Tonneau Covers for Trucks - Equipment	6,000	-	(6,000)
Transport Cages for Bike Trucks	10,000	10,000	-
4211 - Police Total	**2,435,000**	**2,374,200**	**(60,800)**
4220 - Fire Department			
Administrative Vehicle	81,000	81,000	-
Apparatus Fire Engine / Pumper (Replacement)	435,512	435,512	-
Driveway/ Approach repair	15,000	15,000	-
Existing fire station furnishing replacement	8,000	8,000	-
Fire Hose	28,075	28,075	-
IT Equipment - Non THOR	9,090	9,090	-
Pagers	8,500	8,500	-
Pavement Management	20,000	-	(20,000)
PPE/Turnout/Protective Gear	183,146	183,146	-
Quantative Fit Testing Machine	10,600	10,600	-
RADIOS- Two way 800Mhz radios for P25 radio compliance	70,911	70,911	-
SCBA/Replacement Self Contained Breathing Apparatus (SCBA) to replace obsolete Honeywell pack.	234,844	234,844	-
Station Rehab	10,000	10,000	-
Technical Rescue Equipment	10,000	10,000	-
Thermal Image Camera (TIC)	93,600	93,600	-
4220 - Fire Department Total	**1,218,278**	**1,198,278**	**(20,000)**
4411 - Public Works Administration			
Public Works Annual Improvements	50,000	50,000	-
4411 - Public Works Administration Total	**50,000**	**50,000**	**-**
4413 - Streets			
1/2 Ton 4x4 Pickup #2229	49,000	-	(49,000)
3/4 Ton Utility Bed Truck #2223	76,000	-	(76,000)
Arrow Board	10,500	-	(10,500)
Asphalt Roller (2119)	83,500	83,500	-
Chevrolet Colorado Pickup (2103)	38,000	38,000	-
Equipment and Transport Trailer #2116	13,500	-	(13,500)
Komatsu 210 Track Hoe with Fecon Head	347,760	347,760	-
Laser for Striper Truck	10,000	-	(10,000)
Mechanical Sweeper	418,900	418,900	-
Streets Yard Bay for Vac Truck and Sweepers	380,000	-	(380,000)
VacCon Replacement	519,000	519,000	-
4413 - Streets Total	**1,946,160**	**1,407,160**	**(539,000)**
4440 - Fleet Maintenance			
Hunter Tire Machine	10,500	-	(10,500)

FY 2025 - GENERAL FUND - CAPITAL OUTLAY	Department Request	City Manager Recommended	$ Change
John Deere Gator	12,500	-	(12,500)
Shop Truck	94,000	-	(94,000)
4440 - Fleet Maintenance Total	**117,000**	**-**	**(117,000)**
4445 - Motor Pool			
Motor Pool Vehicle #8242 - Vehicle	30,000	-	(30,000)
4445 - Motor Pool Total	**30,000**	**-**	**(30,000)**
4450 - Engineering			
Vehicle Replacement (8700)	46,000	30,000	(16,000)
Vehicle Replacement (9117)	46,000	-	(46,000)
4450 - Engineering Total	**92,000**	**30,000**	**(62,000)**
4510 - Parks			
Electric Utility Golf Cart	15,000	15,000	-
Rebuild Amiad Filter For Southgate Pump Station - Other	46,000	-	(46,000)
Replacement Backhoe #5165	160,000	160,000	-
Replacement for #5187	68,000	28,000	(40,000)
Replacement truck for 5100	68,000	28,000	(40,000)
Replacement truck for 5101	68,000	28,000	(40,000)
Replacement truck for 5102	68,000	-	(68,000)
Replacement truck for 5129	68,000	28,000	(40,000)
Sand pro 3040	28,000	28,000	-
Southgate Pump Station - Other	20,000	-	(20,000)
Sunset Well - Other	15,000	-	(15,000)
4510 - Parks Total	**624,000**	**315,000**	**(309,000)**
4511 - Design			
Archaelogical Projects	200,000	-	(200,000)
Rim Rock Trail Washout Repairs	100,000	-	(100,000)
4511 - Design Total	**300,000**	**-**	**(300,000)**
4555 - Nature			
UORG Boardwalk Grant Match - Equipment and furnishings	15,000	-	(15,000)
4555 - Nature Total	**15,000**	**-**	**(15,000)**
4557 - Sports Field Maintenance			
4 year plan for replacement bleachers at The Canyons - Other	20,000	-	(20,000)
New multi-use infield groomer - Equipment	46,000	-	(46,000)
Replacement utility cart for 7136	25,000	25,000	-
Replacement utility cart for 7173	25,000	25,000	-
Sports Field Fencing Replacement	15,000	15,000	-
Sports field restroom remodels	10,000	-	(10,000)
4557 - Sports Field Maintenance Total	**141,000**	**65,000**	**(76,000)**
4558 - Special Events & Programs			
Ped Rail for Races and Marathon	5,096	-	(5,096)
Race Trailer New Logo Wraps	7,388	7,388	-
4558 - Special Events & Programs Total	**12,484**	**7,388**	**(5,096)**
4559 - Youth and Adult Sports Programs			
Soccer Goal Replacement	10,000	-	(10,000)
4559 - Youth and Adult Sports Programs Total	**10,000**	**-**	**(10,000)**
4560 - Tennis & Pickleball			
Little Valley Pickleball Office Renovation	80,000	-	(80,000)
4560 - Tennis & Pickleball Total	**80,000**	**-**	**(80,000)**
4561 - Recreation			
Mountain Bike Fleet Replacement	5,000	-	(5,000)
Outdoor Rec Center Truck	55,000	-	(55,000)
4561 - Recreation Total	**60,000**	**-**	**(60,000)**
4562 - Exhibits and Collections			
Art Museum Stairs/Handrail Replacement	5,200	-	(5,200)
SGAM Painting Phase 1	15,000	-	(15,000)
4562 - Exhibits and Collections Total	**20,200**	**-**	**(20,200)**
4563 - Community Arts			
Social Hall Lighting and Painting	9,500	-	(9,500)
Sound System for Moveable Outdoor Stage	18,118	-	(18,118)
4563 - Community Arts Total	**27,618**	**-**	**(27,618)**

FY 2025 - GENERAL FUND - CAPITAL OUTLAY	Department Request	City Manager Recommended	$ Change
4567 - Recreation Center			
Cardio and Weight Equipment Replacement - Equipment	60,000	-	(60,000)
Sound Boards for Gym - Other	30,000	-	(30,000)
Spin Bike Replacement & Bike Parts	5,000	-	(5,000)
4567 - Recreation Center Total	**95,000**	**-**	**(95,000)**
4568 - Marathon			
Big Marathon Numbers for Photo Display at the Marathon/ Other Races - Other	15,250	-	(15,250)
4568 - Marathon Total	**15,250**	**-**	**(15,250)**
4570 - Electric Theater			
Center Speaker Addition	12,000	-	(12,000)
4570 - Electric Theater Total	**12,000**	**-**	**(12,000)**
4590- Cemetery			
1 Granite Tablet Memorials for Veterans	8,500	-	(8,500)
Grasshopper mower	26,000	-	(26,000)
Replacement utility cart for 5313 - Vehicle	21,000	-	(21,000)
4590- Cemetery Total	**55,500**	**-**	**(55,500)**
4653 - Development Services			
Building Inspector SUV #9218	37,000	30,000	(7,000)
Building Inspector SUV #9223	37,000	-	(37,000)
4653 - Development Services Total	**74,000**	**30,000**	**(44,000)**
5400 - Airport			
Chain Barrier Around Terminal Parking Lot	13,000	13,000	-
Hyster H60 Fork Lift	50,000	50,000	-
New Security Gate -West Side	45,000	45,000	-
Replacement Sliding doors on South Entrance of the Terminal	15,100	15,100	-
5400 - Airport Total	**123,100**	**123,100**	**-**
5500 - Red Hills Golf Course			
(3) Club Car Carryall 500 units	36,000	25,500	(10,500)
Golf cart path improvement (year 3 of 4)	15,000	15,000	-
toro Fairway Mower	94,000	-	(94,000)
Toro Greensmaster greens mower	51,000	-	(51,000)
5500 - Red Hills Golf Course Total	**196,000**	**40,500**	**(155,500)**
5510 - Golf Administration			
2024 Chevrolet Equinox	30,000	30,000	-
5510 - Golf Administration Total	**30,000**	**30,000**	**-**
5525 - Southgate Golf Course			
Driving Range Cart	19,200	19,200	-
John Deere Gator (1)	13,000	-	(13,000)
John Deere Greens Mower	56,750	-	(56,750)
John Deere Pro Gator Southgate	49,000	49,000	-
On course restroom repairs and upgrades	20,000	-	(20,000)
Toro Greens ProCore Aerator	37,000	-	(37,000)
5525 - Southgate Golf Course Total	**194,950**	**68,200**	**(126,750)**
5550 - St George Golf Club			
Chat and irrigation improvements to hole 17	10,000	10,000	-
John Deere Pro Gator	37,500	37,500	-
Rebuild equipment tent/building	80,000	-	(80,000)
Road into St. George Golf Club Maintenance Shop	25,875	-	(25,875)
Toro Fairway Mower	88,000	88,000	-
Toro fairway mower verticut mowing heads	13,500	13,500	-
5550 - St George Golf Club Total	**254,875**	**149,000**	**(105,875)**
5575 - Sunbrook Golf Course			
(2) Utility Vehicles - Equipment	32,000	-	(32,000)
1 Ton Dump Truck	64,000	64,000	-
Bermuda sod to eliminate cool season cultivars - Equipment and furnishings	20,000	-	(20,000)
Linx Irrigation software upgrade - Equipment	14,000	-	(14,000)
On course restroom repairs and upgrades	20,000	-	(20,000)
Sunbrook clubhouse improvements (year 2 of 4)	30,000	30,000	-
Sunbrook Woodbridge piers replacement - Construction	16,000	-	(16,000)
Toro Greens Mower - Vehicle	65,000	-	(65,000)

FY 2025 - GENERAL FUND - CAPITAL OUTLAY			
	Department Request	City Manager Recommended	$ Change
Turfco Buffalo blower	12,000	12,000	-
Wash crossing at Pointe #7 and Woodbridge #8 - Construction	100,000	-	(100,000)
5575 - Sunbrook Golf Course Total	**373,000**	**106,000**	**(267,000)**
5600 - Swimming Pool			
City Pool Deck Concrete and Drains replacement	270,000	270,000	-
5600 - Swimming Pool Total	**270,000**	**270,000**	**-**
Grand Total	**9,966,149**	**6,723,436**	**(3,242,713)**

FY 2025 -ALL OTHER FUNDS - CAPITAL OUTLAY	Department Request	City Manager Recommended	$ Change
2700 - Transportation Improvements			
Improvements (2700)	100,000	100,000	-
2700 - Transportation Improvements Total	**100,000**	**100,000**	**-**
2800 - Recreation Bond Debt Service			
Black Hill Trail	900,000	900,000	-
Boots Cox Family Park Improvements	700,000	700,000	-
Christensen Park Playground Replacement	450,000	450,000	-
Curly Hollow Community Park Phase 1	1,000,000	1,000,000	-
Desert Vista Park Expansion	750,000	750,000	-
Dixie Heritage Park Playground Replacement	400,000	400,000	-
Dixie Sunbowl Phase 1	300,000	300,000	-
Fort Pierce Wash Trail Phase 1	250,000	250,000	-
Las Colinas Park	2,500,000	2,500,000	-
Lizard Wash Park	100,000	100,000	-
Middleton Park Playground Replacement	360,000	360,000	-
Redwood Tree Park Improvements	500,000	500,000	-
Rim Rock Trail	1,268,162	1,268,162	-
Sand Hollow Wash Trail	125,000	125,000	-
Sandtown Park Improvements	500,000	500,000	-
Santa Clara River Trail Phase 1- Sand Hollow Wash to Mathis Park.	200,000	200,000	-
Springs Park Phase 2	1,800,000	1,800,000	-
Sycamore Park Improvements	400,000	400,000	-
The Fields at Little Valley	730,000	730,000	-
Thunder Junction Park Phase 2	300,000	300,000	-
Vernon Worthen Park Improvements	125,000	125,000	-
2800 - Recreation Bond Debt Service Total	**13,658,162**	**13,658,162**	**-**
3300 - Economic Development Agency			
Tech Ridge CDA Improvements	299,396	299,396	-
3300 - Economic Development Agency Total	**299,396**	**299,396**	**-**
4000 - Capital Equipment Purchases			
City Hall Construction	21,704,653	21,704,653	-
Design services for a new Animal Shelter	151,055	151,055	-
Fire Station 1 Headquarters Replacement 85 S 400 E	6,714,824	6,714,824	-
Police Department Evidence Storage Expansion	30,000	30,000	-
Police Department remodel and expancion	150,000	150,000	-
Tonaquint Cemetery Expansion	2,870,000	2,870,000	-
4000 - Capital Equipment Purchases Total	**31,620,532**	**31,620,532**	**-**
4300 - Municipal Building Authority			
Parking Structure	7,555,000	7,555,000	-
4300 - Municipal Building Authority Total	**7,555,000**	**7,555,000**	**-**
4400 - Park Impact Fund			
Annual Hidden Valley Park Impact Fee Reimbursement	30,000	30,000	-
Land Purchase	100,000	100,000	-
Virgin River South Trail - Springs Park to Mall Drive	1,087,869	1,087,869	-
Virgin River South Trail-Bloomington to I-15 Phase 2.	250,000	250,000	-
4400 - Park Impact Fund Total	**1,467,869**	**1,467,869**	**-**
4500 - Street Impact Fund Expenditure			
Improvements (4500)	100,000	100,000	-
4500 - Street Impact Fund Expenditure Total	**100,000**	**100,000**	**-**
4800 - Fire Dept Impact Fund			
Fire Station 10 Desert Canyons	1,500,000	1,500,000	-
Tonaquint Fire Station- Design	400,000	400,000	-
4800 - Fire Dept Impact Fund Total	**1,900,000**	**1,900,000**	**-**
4900 - Police Dept Impact Fund			
Fire 10 - Police Substation	35,000	35,000	-
4900 - Police Dept Impact Fund Total	**35,000**	**35,000**	**-**
5000 - Police Seizures			
Task Force Equipment/Improvements	25,000	25,000	-
5000 - Police Seizures Total	**25,000**	**25,000**	**-**

FY 2025 -ALL OTHER FUNDS - CAPITAL OUTLAY	Department Request	City Manager Recommended	$ Change
5111 - Source Of Supply			
City Creek Wells	200,000	200,000	-
Gunlock Wells	700,000	700,000	-
Millcreek Wells	50,000	50,000	-
Snow Canyon Wells	250,000	250,000	-
The Ledges Wells	100,000	100,000	-
5111 - Source Of Supply Total	**1,300,000**	**1,300,000**	**-**
5113 - Irrigation Division			
(I4)Graveyard Reservoir	9,000,000	9,000,000	-
(SC1) Ledges 12-inch Transmission Line	531,050	531,050	-
(SC15) Stone Cliff Tank 12-inch Transmission line	150,000	150,000	-
(SC19) 10-inch 3000 E Distribution Line 2450 S Horseman's Park Drive	560,000	560,000	-
(SC20) 10-inch Horseman's Park Distribution Line from 3000 E to 3430 E	364,000	364,000	-
(SC21) 6-inch 3000 E Distribution line	82,000	82,000	-
(SC3) Ledges 12-inch Distribution (Upsize)	287,500	287,500	-
(SC39) 18-inch Desert Canyons Transmission Line	850,000	850,000	-
(SC40) 18" Desert Canyons Transmission Line	250,000	250,000	-
(SC42) 12-inch Little Valley Pump Station to Distribution System connection	62,400	62,400	-
(SP6) New Little Valley Pump Station	800,000	800,000	-
(SP7) Commerce Drive Settling Pond Desert Canyons Pump Station	50,000	50,000	-
(SS2) 2.6 MG Commerce Drive Settling Pond	100,000	100,000	-
(SS4) 1.5 MG Stone cliff Storage Tank	1,800,000	1,800,000	-
Bloomington Hills Irrigation Pumps	46,000	46,000	-
Crimson View Elementary	55,000	55,000	-
Entrada Pump Station	20,000	20,000	-
George Washington BLVD Phase II	196,000	196,000	-
Irrigation line Upsize	200,000	200,000	-
Little Valley Pumps	10,000	10,000	-
New Meter Pits	30,000	30,000	-
Reduced Pressure Zone Assemblies	40,000	40,000	-
Sandberg Pump Station	10,000	10,000	-
Snow Park Pump Station	10,000	10,000	-
Sunbrook Service Line Replacement	90,000	90,000	-
Sunbrook Well #1	500,000	500,000	-
5113 - Irrigation Division Total	**16,093,950**	**16,093,950**	**-**
5114 - Transmission & Distribution			
1/2 Ton Truck	55,000	55,000	-
2 Ton Crane Truck	150,000	150,000	-
AMI metering	2,650,000	2,650,000	-
Bloomington Hills Poly Service Replacement	40,000	40,000	-
Bloomington Hydrant Replacement	50,000	50,000	-
C10 Foremaster Ridge Transmission Line Relocation	300,000	300,000	-
C11 Riverside to Hilton Dr. Transmission Line	200,000	200,000	-
Cathodic Pipeline Protection	10,000	10,000	-
GPS Rover Unit	10,000	10,000	-
Green Tank Floor	500,000	500,000	-
Green Tank Repaint	125,000	125,000	-
Industrial Tank	1,400,000	1,400,000	-
Meter / Endpoint / Register	500,000	500,000	-
P3 Airport Redevelopment (Tech Ridge) Pump Station	659,500	659,500	-
P4 Dixie Dr. Pump Station - Gunlock 1A to Gap Zone	183,000	183,000	-
Regional Pipeline Payment	722,000	722,000	-
S2 Gap Zone/Gunlock Zone Valve Improvements	64,000	64,000	-
S3 Northern Gap Tank	1,922,000	1,922,000	-
S4 Country Club Tank Replacement	2,041,000	2,041,000	-
S5 Airport Redevelopment (Tech Ridge) Tank	1,189,000	1,189,000	-
Scada System	10,000	10,000	-
Skyline Pump Station	45,000	45,000	-
Snow Canyon 16'' Water Line Replacement	175,000	175,000	-
Stone Cliff Lower Pump Station	150,000	150,000	-

FY 2025 -ALL OTHER FUNDS - CAPITAL OUTLAY			
	Department Request	City Manager Recommended	$ Change
Thumb Attachment for John Deere Backhoe	10,000	10,000	-
Water Line replacement - Dixie Downs Area	150,000	150,000	-
Waterline replacement - City Center	250,000	250,000	-
West City Springs	20,000	20,000	-
5114 - Transmission & Distribution Total	**13,580,500**	**13,580,500**	**-**
5115 - Shop And Maintenance			
Badge Locks for Water Yard Buildings/Gate	25,000	25,000	-
Chip Seal - Yard	5,000	5,000	-
5115 - Shop And Maintenance Total	**30,000**	**30,000**	**-**
5118 - Administration & General Exp.			
Engineer Vehicle	47,000	47,000	-
Water Quality Sampling Truck	47,000	47,000	-
5118 - Administration & General Exp. Total	**94,000**	**94,000**	**-**
5200 - Wastewater Collection			
1230 N - 1280 N Sewer Main Relocation	450,000	450,000	-
Acceptance of PUD Sewer systems	50,000	50,000	-
Air Compressor	30,000	30,000	-
Collections Backhoe	170,000	170,000	-
Lift station pump rebuilds/replacement	35,000	35,000	-
Lift Station Wet Well Rehabilitation	20,000	20,000	-
Local Main Line Rehabilitation	300,000	300,000	-
Local Manhole Rehabilitation	120,000	120,000	-
Manhole rehab box truck	182,000	182,000	-
Scada System Maintenance	8,000	8,000	-
Sewer Combination Cleaner	350,000	350,000	-
Sewer line extension to service customer on septic systems	150,000	150,000	-
Sun River Lift Station Upsizing	150,000	150,000	-
Upsizing Main Lines	500,000	500,000	-
5200 - Wastewater Collection Total	**2,515,000**	**2,515,000**	**-**
5310 - Generation			
MC-2 Catalysts Replacement	250,000	250,000	-
AC Replacement	7,500	7,500	-
MC-1 Generator Fan Upgrade	120,000	120,000	-
Air Compressor Replace	50,000	50,000	-
Mezzanine for Warehouse	100,000	100,000	-
Cat Diesel Heaters	10,000	10,000	-
Emission Treatment for Red Rock Generation	15,000	15,000	-
Rebuild Cylinder Heads	30,000	30,000	-
DCS Main Frame Components	5,000	5,000	-
Control System Upgrades	3,000	3,000	-
Controls Replacement	4,000	4,000	-
Gas Chromatographs Spare Parts	5,000	5,000	-
DCS Controls Replace	15,000	15,000	-
Cat Generator Controls Upgrade	5,000	5,000	-
MC-2 Micronet Controls Spare Parts	15,000	15,000	-
Generator Spare Parts	8,000	8,000	-
EIT SCR/COR Critical Spare Parts	15,000	15,000	-
CEMS Critical Spare Parts	6,000	6,000	-
GE Spare Parts	50,000	50,000	-
Chiller Critical Spare Parts	15,000	15,000	-
Gas Compressor Critical Spare Parts	10,000	10,000	-
Generation Upgrades	200,000	200,000	-
5310 - Generation Total	**938,500**	**938,500**	**-**
5313 - Distribution			
AMI metering	500,000	500,000	-
Replace Relays	100,000	100,000	-
Vactor Trailer	125,000	125,000	-
Meter Reader Vehicles	50,000	50,000	-
750 Upgrade Red Cliffs	173,000	173,000	-
East Access Road	200,000	200,000	-

FY 2025 -ALL OTHER FUNDS - CAPITAL OUTLAY	Department Request	City Manager Recommended	$ Change
Underground Circuit at Dinosaur Crossing	175,000	175,000	-
Slick Rock Transmission	200,000	200,000	-
Replace Battery Banks	45,000	45,000	-
Spare 138 and 69 kV PT and CT	100,000	100,000	-
Yard Improvements	200,000	200,000	-
Substation Disconnects	35,000	35,000	-
H&L Equipment	5,000	5,000	-
Crew Trucks	100,000	100,000	-
Insulator Change Out	130,000	130,000	-
Slick Rock Substation	1,200,000	1,200,000	-
Slick Rock Circuits	150,000	150,000	-
5Green Valley Ring Bus	150,000	150,000	-
Substation Fiber Optics	30,000	30,000	-
Switchgear	300,000	300,000	-
Three Phase Pad Mounted Transformers	125,000	125,000	-
3 Phase Transformers yard stock	125,000	125,000	-
Wood Poles	10,000	10,000	-
Dist Capacitors & Upgrades	120,000	120,000	-
Meters	270,000	270,000	-
Street Lights	20,000	20,000	-
Install Alt Station Services	10,000	10,000	-
Substation Shop Equipment	5,000	5,000	-
Control Upgrades	110,000	110,000	-
Replace Sectionalizer with Reclosure	80,000	80,000	-
Transformer Repair Parts	80,000	80,000	-
Spill Prevention Containment	25,000	25,000	-
RTAC	20,000	20,000	-
Transmission with Underbuild	70,000	70,000	-
Self Supporting Poles Upgrade	100,000	100,000	-
Single Phase Transformers	50,000	50,000	-
URD Circuit Upgrades	294,000	294,000	-
5313 - Distribution Total	**5,482,000**	**5,482,000**	**-**
5316 - Administrative & General Exp.			
Project THOR	-	30,000	30,000
Parking	10,000	10,000	-
Field Ops and Specialty Equipment	20,000	20,000	-
5316 - Administrative & General Exp. Total	**30,000**	**60,000**	**30,000**
6200 - Regional Wastewater Treatment			
Backup Dual Auger- Duperon Washer Compactor	27,000	27,000	-
Backup Duperon 1/2 hp Motor Gearbox	8,900	8,900	-
Bloomington Parallel Interceptor Project R21	1,000,000	1,000,000	-
BreezeAir Evaporative coolers	18,000	18,000	-
Clarifiers 1-4 Rehabilitation	2,500,000	2,500,000	-
Clarifiers 5 & 6 Rehabilitation	272,000	272,000	-
Employee Cubicles	17,000	17,000	-
Enaqua UV Lamps	63,000	63,000	-
Entrada Sewer Line Replacement FY25	1,000,000	1,000,000	-
Ft. Pierce Sewer Line Replacement R16 Reach 4 Phase 1	2,100,000	2,100,000	-
Pressure/Steam Cleaner	8,000	8,000	-
RAS 1 Check valve replacement	16,000	16,000	-
RAS 1- RAS Pump	42,000	42,000	-
RAS 2 Building Scum Pump	27,000	27,000	-
RAS 2 RAS Pump replacement	46,000	46,000	-
Regional Manhole Rehabilitation	120,000	120,000	-
Reuse Turbine Pump	35,000	35,000	-
Riverside Dr Sewer Main Replacement R11 Reach 1 FY25	3,500,000	3,500,000	-
Rotary Fan press-Centrifuge Replacement	750,000	750,000	-
Santa Clara/Ivins Outfall Line Rehabilitation	400,000	400,000	-
Scissor lift	17,000	17,000	-
Seegmiller Marsh/1450 S Sewer Line Replacement R14 Reach 1 FY25	1,684,200	1,684,200	-

FY 2025 -ALL OTHER FUNDS - CAPITAL OUTLAY			
	Department Request	City Manager Recommended	$ Change
Sewer Combination Cleaner WWT	350,000	350,000	-
Slide Gate Actuators	17,400	17,400	-
Sludge Holding Tank Concrete Rehab	100,000	100,000	-
Solids Centrate Odor Control System	20,000	20,000	-
Solids Shaftless Screw Conveyor	20,000	20,000	-
South Woodsview Circle Sewer Line Replacement R7	225,000	225,000	-
Sumner 780303 R-250 Roust-A-Bout Lift	9,500	9,500	-
Truck for Pretreatment	45,000	45,000	-
Waste Water Treatment Admin Building and Lab	300,000	300,000	-
Wastewater Lab Autoclave	18,000	18,000	-
Wastewater Samplers	9,000	9,000	-
Water Reuse Motors	38,000	38,000	-
6200 - Regional Wastewater Treatment Total	**14,803,000**	**14,803,000**	**-**
6400 - Public Transit System			
Bus Stop and System Improvements	50,000	50,000	-
Transit Center Site and Building	5,000,000	5,000,000	-
6400 - Public Transit System Total	**5,050,000**	**5,050,000**	**-**
7900 - Permanent Acquistions			
Art for Permanent Acquisition	5,000	5,000	-
7900 - Permanent Acquistions Total	**5,000**	**5,000**	**-**
8000 - Rap Tax Fund			
Archaeological Projects	-	200,000	200,000
Snake Hollow Bike Park Repairs	70,000	70,000	-
Vernon Worthen Gazebo Replacement	68,000	68,000	-
8000 - Rap Tax Fund Total	**138,000**	**338,000**	**200,000**
8700 - Public Works Capital Projects			
1450 S Extension to Crosby Way (aka George Washington Blvd)	20,000,000	20,000,000	-
3000 E Widening (1580 S to Seegmiller Dr)	5,400,000	5,400,000	-
ATMS Conduit Installation	200,000	200,000	-
Bicycle & Pedestrian Improvements	10,000	10,000	-
Developer Matching (Drainage)	300,000	300,000	-
Developer Matching (Streets)	2,100,000	2,100,000	-
Foremaster Dr Culvert Project	2,100,000	2,100,000	-
Fort Pierce Wash Maintenance	200,000	200,000	-
Gap Canyon Pkwy	3,000,000	3,000,000	-
Intersection & Road Improvements	600,000	600,000	-
Large Storm Drain Rehabilitation	2,000,000	2,000,000	-
Pavement Management	3,000,000	3,000,000	-
Red Hills Sediment & Virgin River Streambank (NRCS)	5,200,000	5,200,000	-
Roads & Bridges	4,825,000	4,825,000	-
Southern Parkway (Exit 5 Interchange)	3,100,000	3,100,000	-
SR-7 Trail	6,300,000	6,300,000	-
Tech Ridge Roads, Util & Other Infrastructure	5,750,000	5,750,000	-
Traffic Signal	1,400,000	1,400,000	-
Virgin River ROW Acquisition	248,000	248,000	-
8700 - Public Works Capital Projects Total	**65,733,000**	**65,733,000**	**-**
8800 - Replacement Airport			
Air Traffic Control Tower - Siting and Design	500,000	15,500,000	15,000,000
Fog Seal Runway 1/19 & East/West GA Aprons (Pavement Maintenance)	1,375,895	1,375,895	-
Reconstruct Parallel Taxiway A-Phase I Design	825,537	825,537	-
8800 - Replacement Airport Total	**2,701,432**	**17,701,432**	**15,000,000**
Grand Total	**185,255,341**	**200,485,341**	**15,230,000**

5-YEAR - GENERAL FUND - CAPITAL OUTLAY						
	FY 2025	FY 2026	FY 2027	FY 2028	FY 2029	TOTAL COST
4135 - Human Resources						
HRIS Software	100,000	100,000	100,000	100,000	100,000	525,000
4135 - Human Resources Total	**100,000**	**100,000**	**100,000**	**100,000**	**100,000**	**525,000**
4137 - Communications & Marketing						
American-made drone	10,000	-	-	-	-	10,000
Qualtrics Survey Software	60,000	-	-	-	-	60,000
4137 - Communications & Marketing Total	**70,000**	**-**	**-**	**-**	**-**	**70,000**
4141 - Administrative Services/Finance						
E-Procurement Software	17,410	-	-	-	-	17,410
GRAVITY	55,000	-	-	-	-	55,000
4141 - Administrative Services/Finance Total	**72,410**	**-**	**-**	**-**	**-**	**72,410**
4142 - Technology Services						
2025 Aerial Photography/Pictometry	9,200	9,200	12,000	12,000	15,000	57,400
2025 Camera Replacements	5,000	5,000	5,000	5,000	5,000	25,000
Crowdstrike USB Blocking Module - Vehicle	-	11,000	-	-	12,000	12,000
THOR Phase IV - Police - Other	-	365,000	150,000	150,000	150,000	450,000
UPS Battery Replacements (Phase I)	40,000	40,000	42,000	-	-	122,000
Zero Trust Network Access (ZTNA) - Other	-	99,124	99,124	99,124	99,124	297,372
UCS Server Replacement	-	72,000	-	-	-	72,000
Varonis Data Security Platform	-	65,000	65,000	65,000	-	195,000
Imprivata Tap n' Go	-	56,000	-	-	-	56,000
4142 - Technology Services Total	**54,200**	**722,324**	**373,124**	**331,124**	**281,124**	**1,286,772**
4160 - Facilities Services						
1998 FORD E-350 Replacement	55,000	-	-	-	-	55,000
8406 2006 FORD F-250 Replacement	-	50,000	-	-	-	-
8426 Chevrolet Equinox	-	35,000	-	-	-	-
City Facilities Hardwood flooring maintenance	15,000	15,000	16,000	16,000	17,000	79,000
City Wide HVAC replacement units	28,000	28,000	30,000	30,000	32,000	148,000
Custodial equipment replacement	10,000	12,000	12,000	13,000	13,000	60,000
Ice Machines and Water fountain and swamp cooler replacements	20,000	20,000	22,000	22,000	24,000	108,000
Police Department and Fire Stations Digital locks upgrades	20,000	20,000	20,000	-	-	35,000
Racquetball court walls renovation	-	-	-	-	-	(75,000)
Rec Center main gym wall painting	15,000	-	-	-	-	16,000
4160 - Facilities Services Total	**163,000**	**180,000**	**100,000**	**81,000**	**86,000**	**426,000**
4211 - Police						
40 MM Single Shot Launcher - Patrol and SWAT	4,800	3,600	-	-	-	8,400
Defensive Tactics Mats	6,500	-	-	-	-	6,500
Drone - Multi Division Use	6,500	-	-	-	-	6,500
Drone - SWAT	25,000	-	-	-	-	25,000
Equipment Locker - Patrol	15,000	-	-	-	-	15,000
Exercise Equipment	5,000	-	-	-	-	5,000
Firearms Range Maintenance	5,000	5,000	5,000	5,000	5,000	25,000
Fixed Automated License Plate Reader Cameras (ALPRs)	16,000	16,000	16,000	16,000	16,000	80,000
Flood Lighting - portable battery operated - Equipment	-	3,600	-	-	-	-
FY 2025 Replacement Motorcycle 1	32,500	-	-	-	-	32,500
FY 2025 Replacement Motorcycle 2	32,500	-	-	-	-	32,500
FY 25 Animal Shelter Maintenance	5,000	5,000	5,000	5,000	5,000	25,000
IA Sergeant Vehicle	69,000	-	-	-	-	69,000

5-YEAR - GENERAL FUND - CAPITAL OUTLAY						
	FY 2025	FY 2026	FY 2027	FY 2028	FY 2029	TOTAL COST
Negotiations Throw Phone	18,000	-	-	-	-	18,000
Patrol Officer 1 - Vehicle	75,000	-	-	-	-	75,000
Patrol Officer 2 - Vehicle	75,000	-	-	-	-	75,000
Patrol Officer 3 - Vehicle	75,000	-	-	-	-	75,000
Patrol Officer 4 - Vehicle	75,000	-	-	-	-	75,000
Patrol Officer 5 - Vehicle	75,000	-	-	-	-	75,000
Patrol Officer 6 -K-9 - Vehicle	89,700	-	-	-	-	89,700
Patrol Officer 7 -K-9 - Vehicle	89,700	-	-	-	-	89,700
Patrol Sergeant Vehicle	75,000	-	-	-	-	75,000
PIT Bumpers	26,100	-	-	-	-	26,100
Police Dept Parking Lot Resurfacing/Maintenance	-	-	-	-	-	(20,000)
Public Order Ballistic Plates	10,140	-	-	-	-	10,140
Public Order Shields	3,000	-	-	-	-	3,000
Replacement Vehicle 1	75,000	-	-	-	-	75,000
Replacement Vehicle 10 - Patrol SUV	75,000	-	-	-	-	75,000
Replacement Vehicle 11 - School Resource SUV	75,000	-	-	-	-	75,000
Replacement Vehicle 12 - Patrol SUV	75,000	-	-	-	-	75,000
Replacement Vehicle 13 - Traffic SUV	75,000	-	-	-	-	75,000
Replacement Vehicle 14 - Traffic SUV	75,000	-	-	-	-	75,000
Replacement Vehicle 15 - School Resource SUV	75,000	-	-	-	-	75,000
Replacement Vehicle 16 - P/T ASO Pool Vehicle	68,000	-	-	-	-	68,000
Replacement Vehicle 17 - Patrol SUV	75,000	-	-	-	-	75,000
Replacement Vehicle 18 - Patrol SUV	75,000	-	-	-	-	75,000
Replacement Vehicle 19 - School Resource SUV	75,000	-	-	-	-	75,000
Replacement Vehicle 2 - VIPS	40,000	-	-	-	-	40,000
Replacement Vehicle 20 - Patrol SUV	75,000	-	-	-	-	75,000
Replacement Vehicle 3 - Shelter Tech Pool Vehicle	66,000	-	-	-	-	66,000
Replacement Vehicle 4 - Patrol SUV	75,000	-	-	-	-	75,000
Replacement Vehicle 5 - Patrol SUV	75,000	-	-	-	-	75,000
Replacement Vehicle 6 - Patrol SUV	75,000	-	-	-	-	75,000
Replacement Vehicle 7 - Patrol SUV	75,000	-	-	-	-	75,000
Replacement Vehicle 8 - Patrol SUV	75,000	-	-	-	-	75,000
Replacement Vehicle 9 - School Resource SUV	75,000	-	-	-	-	75,000
Sniper Rifle (Rifle and Optics) - 2/year x 3 years - Equipment	-	10,200	10,200	10,200	-	20,400
Stop Sticks	5,760	5,760	-	-	-	11,520
SWAT Ballistic Helmets - Equipment	-	18,000	18,000	-	-	18,000
Through wall radar device - Equipment	-	3,000	-	-	-	-
Tonneau Covers for Trucks - Equipment	-	6,000	-	-	-	-
Transport Cages for Bike Trucks	10,000	10,000	-	-	-	20,000
Crime Scene Van FY27	-	-	100,000	-	-	100,000
Contactless latent Fingerprint collection Equipment - Forenscope FY27	-	-	29,000	-	-	29,000
Additional Bear Cat - Armored Vehicle FY27	-	-	350,000	-	-	350,000
Sniper NV Laser Sights for Snipers FY26 & FY27	-	12,000	12,000	-	-	24,000
Command Truck Redesign FY26	-	25,000	-	-	-	25,000
Recruiting Trailer FY26	-	25,000	-	-	-	25,000
Night Vision (NODS) FY26 & FY27	-	33,000	33,000	-	-	66,000
NV Laser Sights for SWAT Entry Rifleman FY26 & FY27	-	40,000	40,000	-	-	80,000
11 - CSO Vehicle	-	45,000	-	-	-	45,000

5-YEAR - GENERAL FUND - CAPITAL OUTLAY						
	FY 2025	FY 2026	FY 2027	FY 2028	FY 2029	TOTAL COST
Replacement Bike Fleet FY26	-	50,400	-	-	-	50,400
Replacement Vehicle 26 - Investigations Truck FY26	-	66,000	-	-	-	66,000
Replacement Vehicle 25 - School Resource SUV FY26	-	75,000	-	-	-	75,000
Replacement Vehicle 24 - School Resource SUV FY26	-	75,000	-	-	-	75,000
Replacement Vehicle 23 - Patrol SUV FY26	-	75,000	-	-	-	75,000
Armored Vehicle (Project carry over from FY 24)	-	311,375	-	-	-	311,375
Future Replacement Vehicles	-	1,180,000	1,180,000	1,950,000	1,950,000	6,260,000
4211 - Police Total	**2,374,200**	**2,098,935**	**1,798,200**	**1,986,200**	**1,976,000**	**10,172,735**
4220 - Fire Department						
Administrative Vehicle	81,000	-	-	-	-	81,000
Apparatus Fire Engine / Pumper (Replacement)	435,512	91,564	170,000	-	-	697,076
Driveway/ Approach repair	15,000	15,000	15,000	15,000	15,000	75,000
Existing fire station furnishing replacement	8,000	8,000	8,000	8,000	8,500	40,500
Fire Hose	28,075	28,356	28,639	28,926	29,215	143,211
IT Equipment - Non THOR	9,090	-	9,242	-	-	18,332
Pagers	8,500	8,500	8,500	8,500	8,500	42,500
Pavement Management	-	20,000	20,000	20,000	20,000	60,000
PPE/Turnout/Protective Gear	183,146	198,038	214,436	286,388	311,136	1,193,144
Quantative Fit Testing Machine	10,600	-	-	-	-	10,600
RADIOS- Two way 800Mhz radios for P25 radio compliance	70,911	58,017	42,157	83,893	64,452	319,430
SCBA/Replacement Self Contained Breathing Apparatus (SCBA) to replace obsolete Honeywell pack.	234,844	247,966	163,976	107,248	117,999	872,033
Station Rehab	10,000	10,000	10,000	10,000	10,000	50,000
Technical Rescue Equipment	10,000	10,000	10,000	10,000	10,000	50,000
Thermal Image Camera (TIC)	93,600	16,000	8,000	8,000	8,000	133,600
Related fire equipment for Fire Engine / Pumper (2) ordered in the FY 24 Budget	-	-	240,000	-	-	240,000
Apparatus Aerial Quint / Ladder Truck (Additional)	-	2,904,000	-	-	-	2,904,000
Replacement of Self Contained Breathing Apparatus (SCBA) Cylinders	-	-	-	-	-	-
StairMaster StepMill	-	8,500	-	9,000	-	17,500
Apparatus Quint / Ladder Truck (Replacement)	-	2,200,000	-	-	-	2,200,000
Pick up truck	-	72,600	-	87,846	-	160,446
Fire Hose Tester	-	8,360	-	-	-	8,360
Wildland Type 6 brush truck-Additional	-	-	239,580	-	289,892	529,472
Apparatus Fire Engine / Pumper	-	1,843,261	-	-	-	1,843,261
4220 - Fire Department Total	**1,198,278**	**7,748,162**	**1,187,530**	**682,801**	**892,694**	**11,689,465**
4411 - Public Works Administration						
Public Works Annual Improvements	50,000	50,000	50,000	50,000	50,000	250,000
4411 - Public Works Administration Total	**50,000**	**50,000**	**50,000**	**50,000**	**50,000**	**250,000**
4413 - Streets						
1/2 Ton 4x4 Pickup #2229	-	49,000	-	-	-	-
3/4 Ton Utility Bed Truck #2223	-	76,000	-	-	-	-
Arrow Board	-	10,500	-	-	-	-
Asphalt Roller (2119)	83,500	-	-	-	-	83,500
Chevrolet Colorado Pickup (2103)	38,000	-	-	-	-	38,000
Equipment and Transport Trailer #2116	-	13,500	-	-	-	-
Komatsu 210 Track Hoe with Fecon Head	347,760	-	-	-	-	347,760
Laser for Striper Truck	-	10,000	-	-	-	-
Mechanical Sweeper	418,900	-	-	-	-	418,900
Streets Yard Bay for Vac Truck and Sweepers	-	380,000	-	-	-	-

5-YEAR - GENERAL FUND - CAPITAL OUTLAY						
	FY 2025	FY 2026	FY 2027	FY 2028	FY 2029	TOTAL COST
VacCon Replacement	519,000	-	-	-	-	519,000
4413 - Streets Total	**1,407,160**	**539,000**	**-**	**-**	**-**	**1,407,160**
4440 - Fleet Maintenance						
Hunter Tire Machine	-	-	-	-	-	(10,500)
John Deere Gator	-	12,500	-	-	-	-
Shop Truck	-	94,000	-	-	-	-
Administrative Vehicle Replacement	-	32,000	-	-	-	32,000
Heavy Shop Service Truck Replacement	-	-	150,000	-	-	150,000
Fleet Forklift	-	50,000	-	-	-	50,000
4440 - Fleet Maintenance Total	**-**	**188,500**	**150,000**	**-**	**-**	**221,500**
4445 - Motor Pool						
Motor Pool Vehicle #8242 - Vehicle	-	30,000	-	-	-	-
Motor Pool Vehicle - 5 YR. Plan	-	33,000	-	-	-	33,000
4445 - Motor Pool Total	**-**	**63,000**	**-**	**-**	**-**	**33,000**
4450 - Engineering						
Vehicle Replacement (8700)	30,000	-	-	-	-	14,000
Vehicle Replacement (9117)	-	30,000	-	-	-	(16,000)
4450 - Engineering Total	**30,000**	**30,000**	**-**	**-**	**-**	**(2,000)**
4510 - Parks						
Electric Utility Golf Cart	15,000	15,000	15,000	15,000	15,000	75,000
Rebuild Amiad Filter For Southgate Pump Station - Other	-	46,000	-	-	-	-
Replacement Backhoe #5165	160,000	-	-	-	-	160,000
Replacement for #5187	28,000	-	-	-	-	(12,000)
Replacement truck for 5100	28,000	-	-	-	-	(12,000)
Replacement truck for 5101	28,000	272,000	272,000	272,000	272,000	1,076,000
Replacement truck for 5102	-	28,000	-	-	-	(40,000)
Replacement truck for 5129	28,000	-	-	-	-	(12,000)
Sand pro 3040	28,000	-	-	-	-	28,000
Southgate Pump Station - Other	-	20,000	27,500	-	8,000	35,500
Sunset Well - Other	-	15,000	-	-	-	-
Skid steer trailer	-	14,000	-	-	-	14,000
Small mower replacement #5010	-	20,000	-	-	-	20,000
30' Scissor lift	-	18,000	-	-	-	18,000
Work truck for new employee requests 2	-	60,000	-	-	-	60,000
Snorkel Lift Replacement	-	100,000	-	-	-	100,000
Lawn Mowers	-	50,000	100,000	100,000	-	250,000
Thunder Junction playground resurfacing	-	550,000	-	-	-	550,000
4510 - Parks Total	**315,000**	**1,208,000**	**414,500**	**387,000**	**295,000**	**2,310,500**
4511 - Design						
Archaelogical Projects	-	200,000	-	-	-	-
Rim Rock Trail Washout Repairs	-	100,000	-	-	-	-
4511 - Design Total	**-**	**300,000**	**-**	**-**	**-**	**-**
4555 - Nature						
UORG Boardwalk Grant Match - Equipment and furnishings	-	15,000	-	-	-	-
4555 - Nature Total	**-**	**15,000**	**-**	**-**	**-**	**-**
4557 - Sports Field Maintenance						
4 year plan for replacement bleachers at The Canyons - Other	-	20,000	20,000	3,000	-	23,000
New multi-use infield groomer - Equipment	-	46,000	-	-	-	-

5-YEAR - GENERAL FUND - CAPITAL OUTLAY						
	FY 2025	FY 2026	FY 2027	FY 2028	FY 2029	TOTAL COST
Replacement utility cart for 7136	25,000	-	-	-	-	25,000
Replacement utility cart for 7173	25,000	-	-	-	-	25,000
Sports Field Fencing Replacement	15,000	15,000	15,000	15,000	15,000	75,000
Sports field restroom remodels	-	10,000	10,000	10,000	10,000	30,000
2 year plan to add Batting Cages at Little Valley and Bloomington	-	12,000	12,000	-	-	24,000
4 year plan for Bleacher Covers at Bloomington Ballfields	-	30,000	30,000	30,000	-	90,000
Replacement Truck for 7154	-	35,000	-	-	-	35,000
Replacement sprayer for 7134	-	55,000	-	-	-	55,000
4557 - Sports Field Maintenance Total	**65,000**	**223,000**	**87,000**	**58,000**	**25,000**	**382,000**
4558 - Special Events & Programs						
Ped Rail for Races and Marathon	-	5,096	-	-	-	-
Race Trailer New Logo Wraps	7,388	-	-	-	-	7,388
4558 - Special Events & Programs Total	**7,388**	**5,096**	**-**	**-**	**-**	**7,388**
4559 - Youth and Adult Sports Programs						
Soccer Goal Replacement	-	10,000	10,000	10,000	10,000	30,000
4559 - Youth and Adult Sports Programs Total	**-**	**10,000**	**10,000**	**10,000**	**10,000**	**30,000**
4560 - Tennis & Pickleball						
Little Valley Pickleball Office Renovation	-	80,000	-	-	-	-
4560 - Tennis & Pickleball Total	**-**	**80,000**	**-**	**-**	**-**	**-**
4561 - Recreation						
Mountain Bike Fleet Replacement	-	5,000	5,000	5,000	5,000	15,000
Outdoor Rec Center Truck	-	55,000	-	-	-	-
2003 Ford Windstar Minivan Replacement	-	41,000	-	-	-	41,000
1995 Ford Taurus Replacement with SUV Equinox	-	32,000	-	-	-	32,000
4561 - Recreation Total	**-**	**133,000**	**5,000**	**5,000**	**5,000**	**88,000**
4562 - Exhibits and Collections						
Art Museum Stairs/Handrail Replacement	-	5,200	-	-	-	-
SGAM Painting Phase 1	-	15,000	-	-	-	-
Art Museum Campus Welcome/Walkway Arch and Lighting	-	-	5,000	-	-	5,000
4562 - Exhibits and Collections Total	**-**	**20,200**	**5,000**	**-**	**-**	**5,000**
4563 - Community Arts						
Social Hall Lighting and Painting	-	9,500	-	-	-	-
Sound System for Moveable Outdoor Stage	-	18,118	-	-	-	-
Comm Arts Vehicle	-	30,000	-	-	-	30,000
Dixie Academy Floor Resurfacing	-	-	-	30,000	-	30,000
Dixie Academy Lighting Upgrade/Projector	-	-	-	-	7,500	7,500
SGAM Painting Phase 2	-	15,000	-	-	-	15,000
Social Hall Floor Refinishing	-	11,000	-	-	-	11,000
4563 - Community Arts Total	**-**	**83,618**	**-**	**30,000**	**7,500**	**93,500**
4567 - Recreation Center						
Cardio and Weight Equipment Replacement - Equipment	-	60,000	30,000	18,000	18,000	66,000
Sound Boards for Gym - Other	-	30,000	-	-	-	-
Spin Bike Replacement & Bike Parts	-	5,000	5,000	5,000	5,000	15,000
Rec Center Expansion Project- West Expansion	-	1,180,000	-	-	-	1,180,000
Rec Center Expansion Project- East Expansion	-	100,000	-	-	-	100,000
4567 - Recreation Center Total	**-**	**1,375,000**	**35,000**	**23,000**	**23,000**	**1,361,000**
4568 - Marathon						
Big Marathon Numbers for Photo Display at the Marathon/ Other Races - Other	-	15,250	-	-	-	-

5-YEAR - GENERAL FUND - CAPITAL OUTLAY						
	FY 2025	FY 2026	FY 2027	FY 2028	FY 2029	TOTAL COST
St. George Marathon 50th Anniversary Rebrand	-	-	50,000	-	-	50,000
4568 - Marathon Total	**-**	**15,250**	**50,000**	**-**	**-**	**50,000**
4570 - Electric Theater						
Center Speaker Addition	-	12,000	-	-	-	-
Tech Booth Expansion	-	-	-	80,000	-	80,000
4570 - Electric Theater Total	**-**	**12,000**	**-**	**80,000**	**-**	**80,000**
4590- Cemetery						
1 Granite Tablet Memorials for Veterans	-	8,500	-	-	-	-
Grasshopper mower	-	26,000	-	-	-	-
Replacement utility cart for 5313 - Vehicle	-	21,000	-	-	-	-
4590- Cemetery Total	**-**	**55,500**	**-**	**-**	**-**	**-**
4653 - Development Services						
Building Inspector SUV #9218	30,000	-	-	-	-	23,000
Building Inspector SUV #9223	-	30,000	-	-	-	(7,000)
4653 - Development Services Total	**30,000**	**30,000**	**-**	**-**	**-**	**16,000**
5400 - Airport						
Chain Barrier Around Terminal Parking Lot	13,000	-	-	-	-	13,000
Hyster H60 Fork Lift	50,000	-	-	-	-	50,000
New Security Gate -West Side	45,000	-	-	-	-	45,000
Replacement Sliding doors on South Entrance of the Terminal	15,100	-	-	-	-	15,100
5400 - Airport Total	**123,100**	**-**	**-**	**-**	**-**	**123,100**
5500 - Red Hills Golf Course						
(3) Club Car Carryall 500 units	25,500	-	-	-	-	15,000
Golf cart path improvement (year 3 of 4)	15,000	15,000	-	-	-	30,000
toro Fairway Mower	-	94,000	-	-	-	-
Toro Greensmaster greens mower	-	51,000	-	-	-	-
Toro Rough Mower	-	92,000	-	-	-	92,000
Toro ProCore Aerator	-	-	37,000	-	-	37,000
Dixie Red Hills Maintenance Building	-	-	300,000	-	-	300,000
5500 - Red Hills Golf Course Total	**40,500**	**252,000**	**337,000**	**-**	**-**	**474,000**
5510 - Golf Administration						
2024 Chevrolet Equinox	30,000	-	-	-	-	30,000
5510 - Golf Administration Total	**30,000**	**-**	**-**	**-**	**-**	**30,000**
5525 - Southgate Golf Course						
Driving Range Cart	19,200	-	-	-	-	19,200
John Deere Gator (1)	-	13,000	-	-	-	-
John Deere Greens Mower	-	56,750	-	-	-	-
John Deere Pro Gator Southgate	49,000	-	-	-	-	49,000
On course restroom repairs and upgrades	-	20,000	-	-	-	-
Toro Greens ProCore Aerator	-	37,000	-	-	-	-
Southgate range netting replacement and pole extensions	-	200,000	-	-	-	200,000
Greens mower Southgate	-	-	56,750	-	-	56,750
Sidewinder mower	-	-	60,000	-	-	60,000
Rough Mower Southgate	-	92,000	-	-	-	92,000
Truck for Mechanic	-	-	-	40,000	-	40,000
Forklift	-	-	-	-	40,000	40,000
Walk behind trencher and backhoe attachment	-	10,000	-	-	-	10,000
5525 - Southgate Golf Course Total	**68,200**	**428,750**	**116,750**	**40,000**	**40,000**	**566,950**

5-YEAR - GENERAL FUND - CAPITAL OUTLAY						
	FY 2025	FY 2026	FY 2027	FY 2028	FY 2029	TOTAL COST
5550 - St George Golf Club						
Chat and irrigation improvements to hole 17	10,000	-	-	-	-	10,000
John Deere Pro Gator	37,500	-	-	-	-	37,500
Rebuild equipment tent/building	-	80,000	-	-	-	-
Road into St. George Golf Club Maintenance Shop	-	22,000	-	-	-	(3,875)
Toro Fairway Mower	88,000	-	-	-	-	88,000
Toro fairway mower verticut mowing heads	13,500	-	-	-	-	13,500
Sod Cutter	-	7,000	-	-	-	7,000
Tractor	-	40,000	-	-	-	40,000
Spray Rig	-	90,000	-	-	-	90,000
Greens Mower	-	66,500	66,500	-	-	133,000
5550 - St George Golf Club Total	**149,000**	**305,500**	**66,500**	**-**	**-**	**415,125**
5575 - Sunbrook Golf Course						
(2) Utility Vehicles - Equipment	-	32,000	-	-	-	-
1 Ton Dump Truck	64,000	-	-	-	-	64,000
Bermuda sod to eliminate cool season cultivars - Equipment and furnishings	-	20,000	-	-	-	-
Linx Irrigation software upgrade - Equipment	-	14,000	-	-	-	-
On course restroom repairs and upgrades	-	20,000	-	-	-	-
Sunbrook clubhouse improvements (year 2 of 4)	30,000	-	-	-	-	30,000
Sunbrook Woodbridge piers replacement - Construction	-	16,000	-	-	-	-
Toro Greens Mower - Vehicle	-	65,000	-	-	65,000	65,000
Turfco Buffalo blower	12,000	-	-	-	-	12,000
Wash crossing at Pointe #7 and Woodbridge #8 - Construction	-	100,000	-	-	-	-
Sunbrook pump station redesign (Golf portion, remainder to be paid by Water Dept.)	-	60,000	-	-	-	60,000
Topdresser	-	-	-	22,500	-	22,500
Heavy Duty Utility Cart	-	35,000	-	-	-	35,000
Three (3) Fairway Mowers	-	92,000	92,000	92,000	-	276,000
Steamcleaner	-	-	5,000	-	-	5,000
Sand Pro	-	24,000	-	-	-	24,000
Aerator	-	14,000	-	-	-	14,000
Two (2) Sidewinder Mowers	-	47,000	-	47,000	-	94,000
Truck for Assistant Superintendent	-	40,000	-	-	-	40,000
Rough Mower	-	90,000	-	-	-	90,000
5575 - Sunbrook Golf Course Total	**106,000**	**669,000**	**97,000**	**161,500**	**65,000**	**831,500**
5600 - Swimming Pool						
City Pool Deck Concrete and Drains replacement	270,000	-	-	-	-	270,000
5600 - Swimming Pool Total	**270,000**	**-**	**-**	**-**	**-**	**270,000**
5650 - Sand Hollow Aquatic Center						
2006 Ford F150 Vehicle Replacement with lift gate installed	-	55,000	-	-	-	55,000
5650 - Sand Hollow Aquatic Center Total	**-**	**55,000**	**-**	**-**	**-**	**55,000**
Grand Total	**6,723,436**	**16,995,835**	**4,982,604**	**4,025,625**	**3,856,318**	**33,341,105**

5-YEAR - ALL OTHER FUNDS - CAPITAL OUTLAY						
	FY 2025	FY 2026	FY 2027	FY 2028	FY 2029	TOTAL COST
2700 - Transportation Improvements						
Improvements (2700)	100,000	100,000	100,000	100,000	100,000	500,000
2700 - Transportation Improvements Total	**100,000**	**100,000**	**100,000**	**100,000**	**100,000**	**500,000**
2800 - Recreation Bond Debt Service						
Black Hill Trail	900,000	-	-	-	-	900,000
Bloomington Park Improvements Phase 1	-	3,000,000	-	-	-	3,000,000
Boots Cox Family Park Improvements	700,000	-	-	-	-	700,000
Christensen Park Playground Replacement	450,000	-	-	-	-	450,000
Curly Hollow Community Park Phase 1	1,000,000	6,500,000	-	-	-	7,500,000
Desert Vista Park Expansion	750,000	-	-	-	-	750,000
Dixie Heritage Park Playground Replacement	400,000	-	-	-	-	400,000
Dixie Sunbowl Phase 1	300,000	4,200,000	-	-	-	4,500,000
Fort Pierce Wash Trail Phase 1	250,000	2,250,000	-	-	450,000	2,950,000
Las Colinas Park	2,500,000	-	-	-	-	2,500,000
Lizard Wash Park	100,000	4,000,000	3,400,000	-	-	7,500,000
Middleton Park Playground Replacement	360,000	-	-	-	-	360,000
Redwood Tree Park Improvements	500,000	-	-	-	-	500,000
Rim Rock Trail	1,268,162	-	-	-	-	1,268,162
Sand Hollow Wash Trail	125,000	1,125,000	-	-	-	1,250,000
Sandtown Park Improvements	500,000	-	-	-	-	500,000
Santa Clara River Trail Phase 1- Sand Hollow Wash to Mathis Park.	200,000	2,800,000	-	-	-	3,000,000
Santa Clara River Trail Phase 2- Mathis Park.	-	-	-	100,000	900,000	1,000,000
Springs Park Phase 2	1,800,000	-	-	-	-	1,800,000
Sycamore Park Improvements	400,000	-	-	-	-	400,000
The Fields at Little Valley	730,000	320,000	-	-	-	1,050,000
Thunder Junction Park Phase 2	300,000	1,700,000	-	-	-	2,000,000
Vernon Worthen Park Improvements	125,000	1,125,000	-	-	-	1,250,000
2800 - Recreation Bond Debt Service Total	**13,658,162**	**27,020,000**	**3,400,000**	**100,000**	**1,350,000**	**45,528,162**
3300 - Economic Development Agency						
Tech Ridge CDA Improvements	299,396	-	-	-	-	299,396
3300 - Economic Development Agency Total	**299,396**	**-**	**-**	**-**	**-**	**299,396**
4000 - Capital Equipment Purchases						
City Hall Construction	21,704,653	7,234,884	-	-	-	28,939,537
Design services for a new Animal Shelter	151,055	1,900,351	1,850,000	-	-	3,901,406
Facilites Services Warehouse	-	1,000,000	-	-	-	1,000,000
Fire Station 1 Headquarters Replacement 85 S 400 E	6,714,824	-	-	-	-	6,714,824
Police Department Evidence Storage Expansion	30,000	-	-	-	-	30,000
Police Department remodel and expancion	150,000	1,650,000	1,500,000	-	-	3,300,000
Tonaquint Cemetery Expansion	2,870,000	-	-	-	-	2,870,000
4000 - Capital Equipment Purchases Total	**31,620,532**	**11,785,235**	**3,350,000**	**-**	**-**	**46,755,767**
4300 - Municipal Building Authority						
Parking Structure	7,555,000	155,000	-	-	-	7,710,000
4300 - Municipal Building Authority Total	**7,555,000**	**155,000**	**-**	**-**	**-**	**7,710,000**
4400 - Park Impact Fund						
Annual Hidden Valley Park Impact Fee Reimbursement	30,000	-	-	-	-	30,000
Divario Community Park	-	-	300,000	1,350,000	1,350,000	3,000,000

5-YEAR - ALL OTHER FUNDS - CAPITAL OUTLAY						
	FY 2025	FY 2026	FY 2027	FY 2028	FY 2029	TOTAL COST
Equestrian Trail-Silkwood to Horeseman Rd.	-	-	50,000	450,000	-	500,000
Fire House Skate Park	-	137,500	-	-	-	137,500
Land Purchase	100,000	-	-	-	-	100,000
Ledges Community Park	-	-	300,000	1,350,000	1,350,000	3,000,000
Middleton Wash Trail	-	-	-	70,000	680,000	750,000
River Road Trail	-	-	-	70,000	630,000	700,000
Sand Hollow Aquatic Center Splash Pad	-	-	300,000	1,350,000	1,350,000	3,000,000
Seegmiller Canal Trail	-	300,000	1,100,000	1,100,000	-	2,500,000
Temple Spring Park Phase 2	-	-	-	100,000	650,000	750,000
The Canyon softball Complex	-	-	350,000	1,575,000	1,575,000	3,500,000
Town Square Amphitheater and Restroom	-	-	-	800,000	7,200,000	8,000,000
Virgin River South Trail - Springs Park to Mall Drive	1,087,869	-	-	-	-	1,087,869
Virgin River South Trail-Bloomington to I-15 Phase 2.	250,000	-	-	-	-	250,000
Virgin River South Trail-Sun River Club House	-	1,000,000	-	-	-	1,000,000
Kiwanis Community Park	-	-	-	-	300,000	300,000
Moorland Park	-	-	-	-	150,000	150,000
Copper Cliffs Park	-	-	-	-	150,000	150,000
Fossil Falls Park Phase 2	-	-	-	-	100,000	100,000
Reservoir Park	-	-	-	-	1,000,000	1,000,000
4400 - Park Impact Fund Total	**1,467,869**	**1,437,500**	**2,400,000**	**8,215,000**	**16,485,000**	**30,005,369**
4500 - Street Impact Fund Expenditure						
Improvements (4500)	100,000	100,000	100,000	100,000	100,000	500,000
4500 - Street Impact Fund Expenditure Total	**100,000**	**100,000**	**100,000**	**100,000**	**100,000**	**500,000**
4800 - Fire Dept Impact Fund						
Fire Station 10 Desert Canyons	1,500,000	-	-	-	-	1,500,000
Tonaquint Fire Station- Design	400,000	-	-	-	-	400,000
4800 - Fire Dept Impact Fund Total	**1,900,000**	**-**	**-**	**-**	**-**	**1,900,000**
4900 - Police Dept Impact Fund						
Fire 10 - Police Substation	35,000	-	-	-	-	35,000
4900 - Police Dept Impact Fund Total	**35,000**	**-**	**-**	**-**	**-**	**35,000**
5000 - Police Seizures						
Task Force Equipment/Improvements	25,000	-	-	-	-	25,000
5000 - Police Seizures Total	**25,000**	**-**	**-**	**-**	**-**	**25,000**
5111 - Source Of Supply						
City Creek Wells	200,000	50,000	50,000	50,000	50,000	400,000
Gunlock Wells	700,000	700,000	50,000	50,000	50,000	1,550,000
Millcreek Wells	50,000	50,000	50,000	50,000	50,000	250,000
Snow Canyon Wells	250,000	50,000	50,000	50,000	50,000	450,000
The Ledges Wells	100,000	100,000	100,000	100,000	100,000	500,000
5111 - Source Of Supply Total	**1,300,000**	**950,000**	**300,000**	**300,000**	**300,000**	**3,150,000**
5113 - Irrigation Division						
(I4)Graveyard Reservoir	9,000,000	9,000,000	3,000,000	-	-	21,000,000
(SC1) Ledges 12-inch Transmission Line	531,050	-	-	-	-	531,050
(SC15) Stone Cliff Tank 12-inch Transmission line	150,000	-	-	-	-	150,000
(SC19) 10-inch 3000 E Distribution Line 2450 S Horseman's Park Drive	560,000	-	-	-	-	560,000
(SC20) 10-inch Horseman's Park Distribution Line from 3000 E to 3430 E	364,000	-	-	-	-	364,000

5-YEAR - ALL OTHER FUNDS - CAPITAL OUTLAY						
	FY 2025	FY 2026	FY 2027	FY 2028	FY 2029	TOTAL COST
(SC21) 6-inch 3000 E Distribution line	82,000	-	-	-	-	82,000
(SC3) Ledges 12-inch Distribution (Upsize)	287,500	-	-	-	-	287,500
(SC39) 18-inch Desert Canyons Transmission Line	850,000	-	-	-	-	850,000
(SC40) 18" Desert Canyons Transmission Line	250,000	-	-	-	-	250,000
(SC42) 12-inch Little Valley Pump Station to Distribution System connection	62,400	-	-	-	-	62,400
(SP6) New Little Valley Pump Station	800,000	-	-	-	-	800,000
(SP7) Commerce Drive Settling Pond Desert Canyons Pump Station	50,000	743,000	-	-	-	793,000
(SS2) 2.6 MG Commerce Drive Settling Pond	100,000	2,014,000	-	-	-	2,114,000
(SS4) 1.5 MG Stone cliff Storage Tank	1,800,000	-	-	-	-	1,800,000
Bloomington Hills Irrigation Pumps	46,000	1,600	7,000	-	-	54,600
Crimson View Elementary	55,000	-	-	-	-	55,000
Entrada Pump Station	20,000	-	8,000	-	-	28,000
George Washington BLVD Phase II	196,000	196,000	-	-	-	392,000
Irrigation line Upsize	200,000	-	-	-	-	200,000
Little Valley Pumps	10,000	-	-	-	-	10,000
New Meter Pits	30,000	30,000	20,000	20,000	-	100,000
Reduced Pressure Zone Assemblies	40,000	40,000	-	-	-	80,000
Sandberg Pump Station	10,000	-	10,000	-	10,000	30,000
Snow Park Pump Station	10,000	-	-	-	-	10,000
Sunbrook Service Line Replacement	90,000	-	-	-	-	90,000
Sunbrook Well #1	500,000	-	-	-	-	500,000
(SC18) 10-inch 3430 E Distribution Line 2420 S to Horseman's Park (Upsize)	-	100,000	-	-	-	100,000
SP8. Commerce Drive Settling Pond – Desert Color Pump Station	-	-	-	100,000	681,000	781,000
SC43. Commerce Drive Settling Pond to Desert Color Transmission Line	-	-	-	100,000	5,047,000	5,147,000
(SC30) 18-inch Desert Canyons Transmission Line	-	5,120,000	-	-	-	5,120,000
(SP1). Upper Ledges Pump Station	-	504,000	-	-	-	504,000
(SC41) 24-inch Desert Canyons Tank Feed Line	-	50,000	1,369,000	-	-	1,419,000
(SP3) Lower Ledges Pump Station	-	967,000	-	-	-	967,000
(SP2) Intermediate Ledges Pump Station	-	1,094,000	-	-	-	1,094,000
(SC2) Ledges 10-inch Tank Feed Line	-	100,000	1,028,700	-	-	1,128,700
(SP4) Dixie Drive Pump Station	-	-	541,000	-	-	541,000
John Deer 410G 4X4 Replacement	-	85,000	-	-	-	85,000
Replace 4606 Wheel Dump Truck	-	150,000	-	-	-	150,000
Vac-Con Truck	-	-	360,000	-	-	360,000
(SP10) SGWRF Reuse Pond Pump Station	-	-	-	1,166,000	-	1,166,000
(SC26) 24-inch Pipe from Future Reuse pond to Reuse Transmission	-	28,000	300,000	-	-	328,000
(SC25)SGWRF Reuse Facility to Reuse Storage Pond.	-	-	259,000	-	-	259,000
(SC23) 18-inch Fort Pierce Drive Transmission Line	-	-	-	1,351,000	-	1,351,000
(SC12) 8-inch 3000 E Distribution Line - Little Valley (upsize)	-	55,000	-	-	-	55,000
(SC11) 8-inch 900 S Distribution Line - Little Valley (Upsize)	-	48,000	-	-	-	48,000
(SC9) West Tonaquint Main Distribution Line	-	-	-	400,000	-	400,000
(SC8) 14-inch Lago Vista Drive from Divario to West Tonaquint (northern half of project) (Upsize)	-	314,000	-	-	-	314,000
(SC7) 16-inch Gap Irrigation Tank Transmission Line	-	934,000	-	-	-	934,000
(SS8) 1.9 MG Gap Irrigation Tank	-	-	100,000	2,000,000	-	2,100,000
(SC6) Divario 12-inch Transmission Line	-	100,000	1,255,000	-	-	1,355,000
(SS7) 1.5 MG Ledges Storage Tank	-	100,000	1,734,000	-	-	1,834,000

5-YEAR - ALL OTHER FUNDS - CAPITAL OUTLAY						
	FY 2025	FY 2026	FY 2027	FY 2028	FY 2029	TOTAL COST
(I1) Upgrade Existing Reuse Facility	-	-	-	1,554,000	-	1,554,000
(SS6) Reuse Facility Storage Pond	-	-	-	-	3,809,000	3,809,000
Millcreek Springs	-	-	-	150,000	-	150,000
Sunbrook #2	-	-	40,000	-	-	40,000
Graveyard Pump Station	-	40,000	8,000	-	8,000	56,000
Sunbrook Pump Station	-	40,000	8,000	-	-	48,000
5113 - Irrigation Division Total	**16,093,950**	**21,853,600**	**10,047,700**	**6,841,000**	**9,555,000**	**64,391,250**
5114 - Transmission & Distribution						
1/2 Ton Truck	55,000	-	-	-	-	55,000
2 Ton Crane Truck	150,000	-	-	-	-	150,000
AMI metering	2,650,000	2,650,000	-	-	-	5,300,000
Bloomington Hills Poly Service Replacement	40,000	40,000	40,000	40,000	40,000	200,000
Bloomington Hydrant Replacement	50,000	50,000	50,000	50,000	50,000	250,000
C10 Foremaster Ridge Transmission Line Relocation	300,000	-	-	-	-	300,000
C11 Riverside to Hilton Dr. Transmission Line	200,000	4,294,000	-	-	-	4,494,000
Cathodic Pipeline Protection	10,000	10,000	10,000	10,000	10,000	50,000
GPS Rover Unit	10,000	-	-	-	-	10,000
Green Tank Floor	500,000	-	-	-	-	500,000
Green Tank Repaint	125,000	-	-	-	-	125,000
Industrial Tank	1,400,000	-	-	-	-	1,400,000
Meter / Endpoint / Register	500,000	500,000	500,000	500,000	500,000	2,500,000
P3 Airport Redevelopment (Tech Ridge) Pump Station	659,500	659,500	-	-	-	1,319,000
P4 Dixie Dr. Pump Station - Gunlock 1A to Gap Zone	183,000	-	-	-	-	183,000
Regional Pipeline Payment	722,000	722,000	722,000	722,000	722,000	3,610,000
S2 Gap Zone/Gunlock Zone Valve Improvements	64,000	-	-	-	-	64,000
S3 Northern Gap Tank	1,922,000	1,922,000	-	-	-	3,844,000
S4 Country Club Tank Replacement	2,041,000	-	-	-	-	2,041,000
S5 Airport Redevelopment (Tech Ridge) Tank	1,189,000	1,189,000	-	-	-	2,378,000
Scada System	10,000	10,000	10,000	10,000	10,000	50,000
Skyline Pump Station	45,000	45,000	-	-	-	90,000
Snow Canyon 16" Water Line Replacement	175,000	175,000	175,000	175,000	175,000	875,000
Stone Cliff Lower Pump Station	150,000	-	-	-	-	150,000
Thumb Attachment for John Deere Backhoe	10,000	-	-	-	-	10,000
Water Line replacement - Dixie Downs Area	150,000	150,000	150,000	150,000	150,000	750,000
Waterline replacement - City Center	250,000	250,000	250,000	250,000	250,000	1,250,000
West City Springs	20,000	-	-	-	-	20,000
P2 Indian Hills Pumpstation	-	943,000	-	-	-	943,000
10 Wheel Dump Truck #2	-	215,000	-	-	-	215,000
1.5 Ton Service Truck	-	-	110,000	-	-	110,000
Re-paint Southgate Tank	-	140,000	-	-	-	140,000
Re-paint Mainstreet Tank	-	125,000	-	-	-	125,000
Main Street Tank Floor	-	200,000	-	-	-	200,000
C6 Plantations Drive to Dixie Drive Waterline	-	832,000	-	-	-	832,000
C8 Indian Hills Transmission Line	-	359,000	359,000	-	-	718,000
C3 The Lakes North Loop	-	1,492,000	-	-	-	1,492,000
C28 Southern Parkway Loop	-	1,374,000	-	-	-	1,374,000

5-YEAR - ALL OTHER FUNDS - CAPITAL OUTLAY						
	FY 2025	FY 2026	FY 2027	FY 2028	FY 2029	TOTAL COST
C7 Gap Tank Feed Line	-	2,520,000	2,520,000	-	-	5,040,000
Desert Dr. Water Line Replacement	-	125,000	125,000	125,000	-	375,000
Backhoe Replacement 3083	-	-	145,000	-	-	145,000
5114 - Transmission & Distribution Total	**13,580,500**	**20,991,500**	**5,166,000**	**2,032,000**	**1,907,000**	**43,677,000**
5115 - Shop And Maintenance						
Badge Locks for Water Yard Buildings/Gate	25,000	-	-	-	-	25,000
Chip Seal - Yard	5,000	5,000	5,000	5,000	5,000	25,000
5115 - Shop And Maintenance Total	**30,000**	**5,000**	**5,000**	**5,000**	**5,000**	**50,000**
5118 - Administration & General Exp.						
Engineer Vehicle	47,000	-	-	-	-	47,000
Water Quality Sampling Truck	47,000	-	-	-	-	47,000
GIS Truck	-	47,000	-	-	-	47,000
GPS Unit with Data Collector	-	8,000	-	-	-	8,000
5118 - Administration & General Exp. Total	**94,000**	**55,000**	**-**	**-**	**-**	**149,000**
5200 - Wastewater Collection						
1230 N - 1280 N Sewer Main Relocation	450,000	450,000	-	-	-	900,000
Acceptance of PUD Sewer systems	50,000	50,000	50,000	50,000	50,000	250,000
Air Compressor	30,000	-	-	-	-	30,000
Collections Backhoe	170,000	-	-	-	-	170,000
Lift station pump rebuilds/replacement	35,000	35,000	35,000	35,000	35,000	175,000
Lift Station Wet Well Rehabilitation	20,000	20,000	20,000	20,000	20,000	100,000
Local Main Line Rehabilitation	300,000	350,000	350,000	350,000	350,000	1,700,000
Local Manhole Rehabilitation	120,000	120,000	120,000	120,000	120,000	600,000
Manhole rehab box truck	182,000	-	-	-	-	182,000
Scada System Maintenance	8,000	8,000	10,000	10,000	10,000	46,000
Sewer Combination Cleaner	350,000	375,000	375,000	-	-	1,100,000
Sewer line extension to service customer on septic systems	150,000	150,000	150,000	150,000	150,000	750,000
Sun River Lift Station Upsizing	150,000	1,500,000	-	-	-	1,650,000
Upsizing Main Lines	500,000	500,000	500,000	500,000	500,000	2,500,000
1700 N Dixie Downs Sewer Line Relocation	-	-	500,000	500,000	-	1,000,000
5200 - Wastewater Collection Total	**2,515,000**	**3,558,000**	**2,110,000**	**1,735,000**	**1,235,000**	**11,153,000**
5310 - Generation						
MC-2 Catalysts Replacement	250,000	-	-	-	-	250,000
AC Replacement	7,500	7,500	7,500	7,500	7,500	37,500
MC-1 Generator Fan Upgrade	120,000	-	-	-	-	120,000
Air Compressor Replace	50,000	-	-	-	-	50,000
Mezzanine for Warehouse	100,000	-	-	-	-	100,000
Cat Diesel Heaters	10,000	-	-	-	-	10,000
Emission Treatment for Red Rock Generation	15,000	15,000	15,000	-	-	45,000
Rebuild Cylinder Heads	30,000	30,000	30,000	-	-	90,000
DCS Main Frame Components	5,000	5,000	5,000	5,000	5,000	25,000
Control System Upgrades	3,000	3,000	3,000	3,000	3,000	15,000
Controls Replacement	4,000	4,000	4,000	4,000	4,000	20,000
Gas Chromatographs Spare Parts	5,000	5,000	5,000	5,000	5,000	25,000
DCS Controls Replace	15,000	15,000	15,000	15,000	15,000	75,000
Cat Generator Controls Upgrade	5,000	5,000	5,000	5,000	5,000	25,000

5-YEAR - ALL OTHER FUNDS - CAPITAL OUTLAY						
	FY 2025	FY 2026	FY 2027	FY 2028	FY 2029	TOTAL COST
MC-2 Micronet Controls Spare Parts	15,000	15,000	15,000	15,000	15,000	75,000
Generator Spare Parts	8,000	8,000	8,000	8,000	8,000	40,000
EIT SCR/COR Critical Spare Parts	15,000	15,000	15,000	15,000	15,000	75,000
CEMS Critical Spare Parts	6,000	6,000	6,000	6,000	6,000	30,000
GE Spare Parts	50,000	50,000	50,000	50,000	50,000	250,000
Chiller Critical Spare Parts	15,000	15,000	15,000	15,000	15,000	75,000
Gas Compressor Critical Spare Parts	10,000	10,000	10,000	10,000	10,000	50,000
Inlet Air Heating	-	1,300,000	-	-	-	1,300,000
Generation Upgrades	200,000	200,000	200,000	200,000	200,000	1,000,000
5310 - Generation Total	**938,500**	**1,708,500**	**408,500**	**363,500**	**363,500**	**3,782,500**
5313 - Distribution						
AMI metering	500,000	1,500,000	1,500,000	1,500,000	1,500,000	6,500,000
Replace Relays	100,000	-	-	-	-	100,000
Vactor Trailer	125,000	-	-	-	-	125,000
Meter Reader Vehicles	50,000	-	-	-	-	50,000
750 Upgrade Red Cliffs	173,000	-	-	-	-	173,000
East Access Road	200,000	-	-	-	-	200,000
Underground Circuit at Dinosaur Crossing	175,000	-	-	-	-	175,000
Slick Rock Transmission	200,000	-	-	-	-	200,000
Replace Battery Banks	45,000	10,000	10,000	10,000	10,000	85,000
Spare 138 and 69 kV PT and CT	100,000	-	-	-	-	100,000
Yard Improvements	200,000	-	200,000	-	-	400,000
Substation Disconnects	35,000	-	-	-	-	35,000
H&L Equipment	5,000	5,000	5,000	5,000	5,000	25,000
Crew Trucks	100,000	100,000	100,000	200,000	100,000	600,000
Insulator Change Out	130,000	-	-	-	-	130,000
Slick Rock Substation	1,200,000	-	-	-	-	1,200,000
Slick Rock Circuits	150,000	-	-	-	-	150,000
5Green Valley Ring Bus	150,000	-	-	-	-	150,000
Substation Fiber Optics	30,000	15,000	15,000	15,000	15,000	90,000
Switchgear	300,000	100,000	100,000	100,000	100,000	700,000
Three Phase Pad Mounted Transformers	125,000	125,000	125,000	-	-	375,000
3 Phase Transformers yard stock	125,000	175,000	175,000	175,000	175,000	825,000
Wood Poles	10,000	60,000	60,000	60,000	60,000	250,000
Dist Capacitors & Upgrades	120,000	75,000	-	75,000	-	270,000
Meters	270,000	270,000	270,000	270,000	270,000	1,350,000
Street Lights	20,000	20,000	20,000	20,000	20,000	100,000
Install Alt Station Services	10,000	10,000	-	-	-	20,000
Substation Shop Equipment	5,000	5,000	5,000	5,000	5,000	25,000
Control Upgrades	110,000	10,000	10,000	50,000	10,000	190,000
Replace Sectionalizer with Reclosure	80,000	-	-	-	-	80,000
Transformer Repair Parts	80,000	80,000	80,000	80,000	80,000	400,000
Spill Prevention Containment	25,000	-	-	25,000	-	50,000
RTAC	20,000	20,000	20,000	20,000	20,000	100,000
Transmission with Underbuild	70,000	70,000	70,000	70,000	70,000	350,000
Self Supporting Poles Upgrade	100,000	100,000	100,000	100,000	100,000	500,000

5-YEAR - ALL OTHER FUNDS - CAPITAL OUTLAY						
	FY 2025	FY 2026	FY 2027	FY 2028	FY 2029	TOTAL COST
Single Phase Transformers	50,000	50,000	50,000	50,000	50,000	250,000
URD Circuit Upgrades	294,000	200,000	200,000	200,000	200,000	1,094,000
Gunlock Underground Upgrade	-	190,000	-	-	-	190,000
River Sub Drainage	-	100,000	-	-	-	100,000
Bucket Truck	-	400,000	-	-	-	400,000
Backyard Unit	-	100,000	-	-	-	100,000
Digger Derrick	-	-	375,000	-	-	375,000
Circuits from Canyon View	-	400,000	-	-	-	400,000
Replace Sentinel Meters	-	20,000	20,000	20,000	20,000	80,000
New Substation	-	2,000,000	-	1,500,000	-	3,500,000
Raptor Protection	-	10,000	-	10,000	-	20,000
Wheel Drive Pick Up	-	-	-	60,000	60,000	120,000
Transmission Pole Replacement	-	30,000	30,000	30,000	30,000	120,000
UG OH Upgrades	-	350,000	75,000	75,000	75,000	575,000
Overhead Upgrades	-	200,000	200,000	200,000	200,000	800,000
5313 - Distribution Total	**5,482,000**	**6,800,000**	**3,815,000**	**4,925,000**	**3,175,000**	**24,197,000**
5316 - Administrative & General Exp.						
Project THOR	30,000	-	-	-	-	60,000
Parking	10,000	-	-	-	-	10,000
Field Ops and Specialty Equipment	20,000	15,000	15,000	15,000	15,000	80,000
5316 - Administrative & General Exp. Total	**60,000**	**15,000**	**15,000**	**15,000**	**15,000**	**150,000**
6200 - Regional Wastewater Treatment						
Backup Dual Auger- Duperon Washer Compactor	27,000	-	29,000	-	30,000	86,000
Backup Duperon 1/2 hp Motor Gearbox	8,900	-	-	-	-	8,900
Bloomington Parallel Interceptor Project R21	1,000,000	14,293,000	-	-	-	15,293,000
BreezeAir Evaporative coolers	18,000	-	-	-	-	18,000
Clarifiers 1-4 Rehabilitation	2,500,000	2,500,000	-	-	-	5,000,000
Clarifiers 5 & 6 Rehabilitation	272,000	-	-	-	-	272,000
Employee Cubicles	17,000	-	-	-	-	17,000
Enaqua UV Lamps	63,000	71,000	71,000	71,000	71,000	347,000
Entrada Sewer Line Replacement FY25	1,000,000	-	-	-	-	1,000,000
Ft. Pierce Sewer Line Replacement R16 Reach 4 Phase 1	2,100,000	-	-	-	-	2,100,000
Pressure/Steam Cleaner	8,000	-	-	-	-	8,000
RAS 1 Check valve replacement	16,000	-	-	-	-	16,000
RAS 1- RAS Pump	42,000	-	-	-	-	42,000
RAS 2 Building Scum Pump	27,000	-	-	-	-	27,000
RAS 2 RAS Pump replacement	46,000	-	-	-	-	46,000
Regional Manhole Rehabilitation	120,000	120,000	120,000	120,000	120,000	600,000
Reuse Turbine Pump	35,000	35,000	35,000	-	-	105,000
Riverside Dr Sewer Main Replacement R11 Reach 1 FY25	3,500,000	-	-	-	-	3,500,000
Rotary Fan press-Centrifuge Replacement	750,000	650,000	650,000	-	-	2,050,000
Santa Clara/Ivins Outfall Line Rehabilitation	400,000	400,000	400,000	400,000	400,000	2,000,000
Scissor lift	17,000	-	-	-	-	17,000
Seegmiller Marsh/1450 S Sewer Line Replacement R14 Reach 1 FY25	1,684,200	-	-	-	-	1,684,200
Sewer Combination Cleaner WWT	350,000	-	-	-	-	350,000
Slide Gate Actuators	17,400	21,000	21,000	21,000	21,000	101,400

5-YEAR - ALL OTHER FUNDS - CAPITAL OUTLAY						
	FY 2025	FY 2026	FY 2027	FY 2028	FY 2029	TOTAL COST
Sludge Holding Tank Concrete Rehab	100,000	-	-	-	-	100,000
Solids Centrate Odor Control System	20,000	-	10,000	-	10,000	40,000
Solids Shaftless Screw Conveyor	20,000	-	-	-	-	20,000
South Woodsview Circle Sewer Line Replacement R7	225,000	1,500,000	-	-	-	1,725,000
Sumner 780303 R-250 Roust-A-Bout Lift	9,500	-	-	-	-	9,500
Truck for Pretreatment	45,000	-	-	-	-	45,000
Waste Water Treatment Admin Building and Lab	300,000	3,000,000	1,500,000	-	-	4,800,000
Wastewater Lab Autoclave	18,000	-	-	-	-	18,000
Wastewater Samplers	9,000	9,000	9,000	9,000	9,000	45,000
Water Reuse Motors	38,000	38,000	-	-	-	76,000
Employee Golf Cart Replacement	-	14,000	14,000	14,000	14,000	56,000
Washer Compactor Conveyor	-	25,000	-	-	-	25,000
Washed Grit Conveyor	-	25,000	-	-	-	25,000
Articulating boom lift	-	21,000	-	-	-	21,000
Gravity Thickener Transfer Pump	-	26,000	-	-	-	26,000
Ft. Pierce Sewer Line Replacement R16 Reach 4 Phase 2	-	300,000	2,880,000	-	-	3,180,000
Virgin River/Bloomington Sewer Replacement R19	-	-	707,400	14,148,000	-	14,855,400
Bloomington Hills Sewer Line Replacement R17	-	-	106,100	2,122,000	-	2,228,100
Ft. Pierce Sewer Line Replacement R16 Reach 3	-	-	105,000	2,100,000	-	2,205,000
Treatment Plant Road Replacement	-	35,000	-	-	-	35,000
6200 - Regional Wastewater Treatment Total	**14,803,000**	**23,083,000**	**6,657,500**	**19,005,000**	**675,000**	**64,223,500**
6400 - Public Transit System						
Bus Stop and System Improvements	50,000	30,000	30,000	30,000	30,000	170,000
Transit Center Site and Building	5,000,000	-	-	-	-	5,000,000
6400 - Public Transit System Total	**5,050,000**	**30,000**	**30,000**	**30,000**	**30,000**	**5,170,000**
7900 - Permanent Acquistions						
Art for Permanent Acquisition	5,000	-	-	-	-	5,000
7900 - Permanent Acquistions Total	**5,000**	**-**	**-**	**-**	**-**	**5,000**
8000 - Rap Tax Fund						
Archaeological Projects	200,000	-	-	-	-	400,000
Snake Hollow Bike Park Repairs	70,000	-	-	-	-	70,000
Vernon Worthen Gazebo Replacement	68,000	-	-	-	-	68,000
8000 - Rap Tax Fund Total	**338,000**	**-**	**-**	**-**	**-**	**538,000**
8700 - Public Works Capital Projects						
1450 S Extension to Crosby Way (aka George Washington Blvd)	20,000,000	11,000,000	-	-	-	31,000,000
3000 E Widening (1580 S to Seegmiller Dr)	5,400,000	-	-	-	-	5,400,000
ATMS Conduit Installation	200,000	200,000	200,000	200,000	200,000	1,000,000
Bicycle & Pedestrian Improvements	10,000	10,000	10,000	10,000	10,000	50,000
Developer Matching (Drainage)	300,000	500,000	500,000	500,000	200,000	2,000,000
Developer Matching (Streets)	2,100,000	600,000	600,000	600,000	600,000	4,500,000
Foremaster Dr Culvert Project	2,100,000	-	-	-	-	2,100,000
Fort Pierce Wash Maintenance	200,000	200,000	200,000	200,000	200,000	1,000,000
Gap Canyon Pkwy	3,000,000	-	-	-	-	3,000,000
Intersection & Road Improvements	600,000	200,000	200,000	200,000	200,000	1,400,000
Large Storm Drain Rehabilitation	2,000,000	2,000,000	1,000,000	1,000,000	1,000,000	7,000,000
Pavement Management	3,000,000	3,200,000	3,200,000	3,400,000	3,400,000	16,200,000

5-YEAR - ALL OTHER FUNDS - CAPITAL OUTLAY						
	FY 2025	FY 2026	FY 2027	FY 2028	FY 2029	TOTAL COST
Red Hills Sediment & Virgin River Streambank (NRCS)	5,200,000	-	-	-	-	5,200,000
Roads & Bridges	4,825,000	-	-	-	-	4,825,000
Southern Parkway (Exit 5 Interchange)	3,100,000	-	-	-	-	3,100,000
SR-7 Trail	6,300,000	-	-	-	-	6,300,000
Tech Ridge Roads, Util & Other Infrastructure	5,750,000	-	-	-	-	5,750,000
Traffic Signal	1,400,000	800,000	400,000	400,000	400,000	3,400,000
Virgin River ROW Acquisition	248,000	-	-	-	-	248,000
8700 - Public Works Capital Projects Total	**65,733,000**	**18,710,000**	**6,310,000**	**6,510,000**	**6,210,000**	**103,473,000**
8800 - Replacement Airport						
Air Traffic Control Tower - Siting and Design	15,500,000	-	-	-	-	30,500,000
Fog Seal Runway 1/19 & East/West GA Aprons (Pavement Maintenance)	1,375,895	-	-	-	-	1,375,895
Reconstruct Parallel Taxiway A-Phase I Design	825,537	-	-	-	-	825,537
Conduct Environmental Study (Parallel Taxiway B)	-	-	-	-	137,590	137,590
Construct West Side Connector Taxiway	-	-	-	-	2,233,001	2,233,001
Rehabilitate Parallel Taxiway A (Construction Mill and Fill 3900Ft)	-	-	2,641,718	-	-	2,641,718
Expand Terminal - Phase 2 (Construction)	-	-	-	40,000,000	-	40,000,000
Construct Contract Tower	-	-	20,000,000	-	-	20,000,000
Reconstruct Parallel Taxiway A - Phase 2 (Construction 5400 ft)	-	21,794,167	-	-	-	21,794,167
Expand Terminal - Phase I (Design, NEPA, Programmatic Doc)	-	1,500,000	-	-	-	1,500,000
8800 - Replacement Airport Total	**17,701,432**	**23,294,167**	**22,641,718**	**40,000,000**	**2,370,591**	**121,007,908**
8500 - Park G.O. Bond Fund						
Southern Hills Park	-	2,500,000	-	-	-	2,500,000
8500 - Park G.O. Bond Fund Total	**-**	**2,500,000**	**-**	**-**	**-**	**2,500,000**
Grand Total	**200,485,341**	**164,151,502**	**66,856,418**	**90,276,500**	**43,876,091**	**580,875,852**

THIS PAGE INTENTIONALLY LEFT BLANK

Summary Schedule of Changes to the General Fund for FY 2025
From Department Request to City Manager Recommended

	FY 2025 Original	$ Change	FY 2025 CM Recommended
General Fund Revenue*	110,259,372	1,885,622	112,144,994
General Fund Expense*	115,938,823	(3,793,829)	112,144,994
Budget Gap to Close (Balance)	(5,679,451)		-

*See details of changes on following pages

Detailed Schedule of Changes to the General Fund for FY 2025
From Department Request to City Manager Recommended

	FY 2025 Original	$ Change	FY 2025 CM Recommended	% Diff
Revenues				
Changes				
Transfers-In				
Add transfer-in from Drainage Utility Fund for (1) FT position and capital equipment		941,653.00		
Correction to transfer-in from General Capital Project Fund for public safety equipment		244,000.00		
Add transfer-in from Transit Tax for (1) FT concrete crew position		74,893.00		
Update transfer-in for administrative reimbursement amounts from CDBG and RDA funds		65,636.00		
		1,326,182.00		
Grants				
Add grant revenues from COPS grant for (2) police officers		157,641.00		
Add grant revenues for police equipment		17,860.00		
Add grant revenue for purchase of Thermal Image Camera for Fire		84,240.00		
		259,741.00		
Other Changes				
Updated interest income based on delayed rate cuts		116,563.00		
Updated parks revenues based on new rate proposals		83,150.00		
Increase SRO contribution for (1) police sergeant		64,786.00		
Other miscellaneous changes		35,200.00		
Total Revenues	**$110,259,372**	**1,885,622.00**	**$112,144,994**	**1.7%**
Expenses				
Changes				
Capital cuts by service area*				
Development Services		(44,000.00)		
General Government		(781,124.00)		
Golf		(655,125.00)		
Parks & Community Services		(1,080,664.00)		

Detailed Schedule of Changes to the General Fund for FY 2025
From Department Request to City Manager Recommended

	FY 2025 Original	$ Change	FY 2025 CM Recommended	% Diff
Expenses (Continued)				
Capital cuts by service area (continued)*				
Public Safety		(80,800.00)		
Public Works		(601,000.00)		
		(3,242,713.00)		
Operational cuts by service area				
Development Services (reduction in professional services)		(100,000.00)		
General Government (reductions across multiple departments & multiple expense accounts)		(204,227.00)		
Golf (reduction in cost of goods sold)		(36,000.00)		
Parks & Community Services (reduction in professional services & corrections to sports field)		(40,200.00)		
Public Safety (reduction for some purchases made in FY 24 & overtime adjusted to FY 24 experience)		(79,319.00)		
		(459,746.00)		
Other Changes				
(1) FT mechanic position shifted to Suntran		(106,947.00)		
All departments - correction to insurance cost estimate		(76,694.00)		
All departments - additional funding for tier 2 retirement change		73,071.00		
Unbilled utilities estimate update		19,200.00		
Total Expenses	**$115,938,823**	**(3,793,829.00)**	**$112,144,994**	**-3.3%**
Balance	**($5,679,451)**		**$0**	

*See details of capital cuts beginning page 371.

THIS PAGE INTENTIONALLY LEFT BLANK

TRANSFERS OUT:

		General Fund	GF - Streets	TIF	Airport PFC	CDBG	EDA's/CDA	Capital Proj.	Econ. Devel.	Park Imp.	Street Imp.	Drainage Imp.	Water	WW	Energy	Solid Waste	Drainage Util.	WWTP	SunTran	Transit	Housing Fund	Perp. Care	RAP Tax	Total
	Description	4810	4413	2700	3100	3200	3300-3800	4000	4100	4400	4500	4700	5100	5200	5300	5700	5900	6200	6400	6500	6900	7450	8000	Out
Transfer for Enterprise share of Admin. & Overhead													2,250,000	262,000	2,650,000	450,000	80,000	945,000						6,637,000
Transfer for Cemetery Personnel & Operating Exp.																						50,000		50,000
Transfer for Enterprise share of City Hall Project															1,600,000									1,600,000
Transfer for City Hall & Parking Structure Debt Service		358,170											93,273	9,096	95,512			40,899						596,950
Economic Development Fund																								-
	Economic Programs, Events, & Activities								250,000															250,000
Parks G.O. Bond Projects																								-
	Black Hills Trail									475,000														475,000
	Rim Rock Trail									968,162														968,162
	Desert Vista Community Park																						550,000	550,000
	Las Colinas									1,875,000														1,875,000
	Springs Park									1,400,000														1,400,000
	The Fields at Little Valley									55,000													500,000	555,000
Capital Projects Fund																								-
	(9) New Vehilces for Police Positions							698,400																698,400
	(20) Replacement Police Vehicles							1,449,000																1,449,000
	(1) Fire Admin Vehicle							81,000																81,000
	Fire Engine/Pumper (New)					435,512																		435,512
	Dispatch Center Reserve Drawdown							800,000																800,000
Public Works Capital Project Fund																								-
	1450 S. Extension to Crosby Way			19,000,000							1,000,000													20,000,000
	3000 E Widening - 1580 S. to Seegmiller Rd.			3,900,000							1,000,000	500,000												5,400,000
	ATMS Conduit Installation			200,000																				200,000
	Bicycle & Pedestrian Transportation Improvements										10,000													10,000
	Developer Matching (Drainage)											300,000												300,000
	Developer Matching (Streets)										2,100,000													2,100,000
	Tech Ridge East Access Road			5,750,000																				5,750,000
	Foremaster Culvert Project																2,100,000							2,100,000
	Fort Pierce Wash Maintenance																200,000							200,000
	GAP Caynon Parkway			300,000							2,700,000													3,000,000
	Intersection & Road Improvements			400,000							200,000						-							600,000
	Large Storm Drain Rehab																2,000,000							2,000,000
	Pavement Management		600,000	2,400,000																				3,000,000
	Red Hills Sediment & Virgin River Stream																1,300,000							1,300,000
	River Road Bridge			4,825,000																				4,825,000
	Southern Parkway Ph II			3,100,000																				3,100,000
	New Trails - SR-7			1,260,000																				1,260,000
	Traffic Signal Projects			600,000							800,000													1,400,000
	Virgin River ROW Acquisition																62,000							62,000
ARPA Transfer																								-
	Fire Station HQ																							-
	Graveyard Reservoir Project																							-
Cemetery Perpetual Care Fund																								-
	Tonaquint Cemetery Expansion																					300,000		300,000
Transportation Improvement Fund																								-
	Traffic Planning & Engineering			85,000																				85,000
	PW Inspector (new position Engineering (approved 3/2020)			80,000																				80,000
	Engineer IV position in Engineering (approved 3/20/2020)			100,000																				100,000
Drainage Utility Fund																								-
	NPDES Program - Engineer Services																185,000							185,000
	1 FT Roadside Crew (NEW FY 2025)																74,893							74,893
	1 FT PW Inspector Stormwater (NEW FY 2024)																82,800							82,800
	1 FT PW Inspector Stormwater																80,000							80,000
	1 FT Street Sweeper																58,776							58,776
	2 FT Storm Water Crew																122,806							122,806
	Komatsu 210 Track Hoe with Fecon Head																347,760							347,760
	Mechanical Sweeper																418,900							418,900
	VacCon Replacement																519,000							519,000
Park Impact Fund	Design Staff's Architect, Design, and Project Oversight									100,000														100,000
CDBG																								-
	40% of CDBG Grant for Personnel/Equip,/Admin.					110,500																		110,500
EDA's & CDA's	Transfer to General Fund for Administrative Services (3.5% of Rev)						53,536																	53,536
Airport Capital Project Fund																								-
	Fog Seal Runway Project				125,895																			125,895
	Reconstruct Parallel Taxiway Project				75,737																			75,737
Est. End of Year Transfer from GF to Capital Project Fund		2,000,000																						2,000,000
Transit Tax Fund																								-
	Suntran Matching Funds																			500,000				500,000
	1 FT Concrete Crew (New FY 2025)																			74,893				74,893
Transfer from Housing Fund to Switchpoint for Bldg. R&M, Professional Fees (Audit)																					9,960			9,960
RAP Tax Fund	Transfer to General Fund for Electric Theater Operations																						75,000	75,000
	Transfer to General Fund for Community Arts Operating Exp.																						35,000	35,000
	Transfer to General Fund for Existing Facilities Maint.																						250,000	250,000
																								-
	TOTALS	**2,358,170**	**600,000**	**42,000,000**	**201,632**	**546,012**	**53,536**	**3,028,400**	**250,000**	**4,873,162**	**7,810,000**	**800,000**	**2,343,273**	**271,096**	**4,345,512**	**450,000**	**7,631,935**	**985,899**	**-**	**574,893**	**9,960**	**350,000**	**1,410,000**	**80,893,480**
Unbilled Utility Services - Energy (9200 & 38210)		36,500											1,356,700		51,400			-	-					1,444,600
Unbilled - Energy (53-37550 & 53-5316-9120)															1,444,600									1,444,600
Unbilled Utility Services - Water (9200 & 38210)		1,250,100											23,800		5,100			40,400	600					1,320,000
Unbilled Utility Services - Water (51-37003 & 51-5118-9120)													1,320,000											1,320,000
Unbilled Utility Services - Sewer (9200 & 38210)		57,300											2,300		5,300			-	900					65,800
Unbilled Utility Services - Sewer (52-37004 & 62-37004, 52-5200-9120 & 62-6200-9120)														22,767				43,033						65,800
	TOTALS	**1,343,900**	**-**	**-**	**-**	**-**	**-**	**-**	**-**	**-**	**-**	**-**	**2,702,800**	**22,767**	**1,506,400**	**-**	**-**	**83,433**	**1,500**	**-**	**-**	**-**	**-**	**5,660,800**
	GRAND TOTAL	**3,702,070**	**600,000**	**42,000,000**	**201,632**	**546,012**	**53,536**	**3,028,400**	**250,000**	**4,873,162**	**7,810,000**	**800,000**	**5,046,073**	**293,863**	**5,851,912**	**450,000**	**7,631,935**	**1,069,332**	**1,500**	**574,893**	**9,960**	**350,000**	**1,410,000**	**86,554,280**

THIS PAGE INTENTIONALLY LEFT BLANK

TRANSFERS IN:

		GF Rev.	Switchpoint	G.O. Bond	Capital Proj.	Water	Wastewater	Energy	WWTP	SunTran	PW Capital Proj.	Airport CPF	Total
	Description	10-3820	2100	2800	4000	5100	5200	5300	6200	6400	8700	8800	In
Transfer for Enterprise share of Admin. & Overhead		6,637,000											6,637,000
Transfer for Cemetery Personnel & Operating Exp.		50,000											50,000
Transfer for Enterprise share of City Hall Project					1,600,000								1,600,000
Transfer for City Hall & Parking Structure Debt Service					596,950								596,950
Economic Development Fund													-
	Economic Programs, Events, & Activities	250,000											250,000
Parks G.O. Bond Projects													-
	Black Hills Trail			475,000									475,000
	Rim Rock Trail			968,162									968,162
	Desert Vista Community Park			550,000									550,000
	Las Colinas			1,875,000									1,875,000
	Springs Park			1,400,000									1,400,000
	The Fields at Little Valley			555,000									555,000
Capital Projects Fund													-
	(9) New Vehilces for Police Positions	698,400											698,400
	(20) Replacement Police Vehicles	1,449,000											1,449,000
	(1) Fire Admin Vehicle	81,000											81,000
	Fire Engine/Pumper (New)	435,512											435,512
	Dispatch Center Reserve Drawdown	800,000											800,000
Public Works Capital Project Fund													-
	1450 S. Extension to Crosby Way										20,000,000		20,000,000
	3000 E Widening - 1580 S. to Seegmiller Rd.										5,400,000		5,400,000
	ATMS Conduit Installation										200,000		200,000
	Bicycle & Pedestrian Transportation Improvements										10,000		10,000
	Developer Matching (Drainage)										300,000		300,000
	Developer Matching (Streets)										2,100,000		2,100,000
	Tech Ridge East Access Road										5,750,000		5,750,000
	Foremaster Culvert Project										2,100,000		2,100,000
	Fort Pierce Wash Maintenance										200,000		200,000
	GAP Caynon Parkway										3,000,000		3,000,000
	Intersection & Road Improvements										600,000		600,000
	Large Storm Drain Rehab										2,000,000		2,000,000
	Pavement Management										3,000,000		3,000,000
	Red Hills Sediment & Virgin River Stream										1,300,000		1,300,000
	River Road Bridge										4,825,000		4,825,000
	Southern Parkway Ph II										3,100,000		3,100,000
	New Trails - SR-7										1,260,000		1,260,000
	Traffic Signal Projects										1,400,000		1,400,000
	Virgin River ROW Acquisition										62,000		62,000
ARPA Transfer													-
	Fire Station HQ				-								-
	Graveyard Reservoir Project					-							-
Cemetery Perpetual Care Fund													-
	Tonaquint Cemetery Expansion				300,000								300,000
Transportation Improvement Fund													-
	Traffic Planning & Engineering	85,000											85,000
	PW Inspector (new position Engineering (approved 3/2020)	80,000											80,000
	Engineer IV position in Engineering (approved 3/20/2020)	100,000											100,000
Drainage Utility Fund													-
	NPDES Program - Engineer Services	185,000											185,000
	1 FT Roadside Crew (NEW FY 2025)	74,893											74,893
	1 FT PW Inspector Stormwater (NEW FY 2024)	82,800											82,800
	1 FT PW Inspector Stormwater	80,000											80,000
	1 FT Street Sweeper	58,776											58,776
	2 FT Storm Water Crew	122,806											122,806
	Komatsu 210 Track Hoe with Fecon Head	347,760											347,760
	Mechanical Sweeper	418,900											418,900
	VacCon Replacement	519,000											519,000
Park Impact Fund	Design Staff's Architect, Design, and Project Oversight	100,000											100,000
CDBG		-											-
	40% of CDBG Grant for Personnel/Equip,/Admin.	110,500											110,500
EDA's & CDA's	Transfer to General Fund for Administrative Services (3.5% of Rev)	53,536											53,536
Airport Capital Project Fund		-											-
	Fog Seal Runway Project											125,895	125,895
	Reconstruct Parallel Taxiway Project											75,737	75,737
Est. End of Year Transfer from GF to Capital Project Fund					2,000,000								2,000,000
Transit Tax Fund										-			-
	Suntran Matching Funds									500,000			500,000
	1 FT Concrete Crew (New FY 2025)	74,893											74,893
Transfer from Housing Fund to Switchpoint for Bldg. R&M, Professional Fees (Audit)			9,960										9,960
RAP Tax Fund	Transfer to General Fund for Electric Theater Operations	75,000											75,000
	Transfer to General Fund for Community Arts Operating Exp.	35,000											35,000
	Transfer to General Fund for Existing Facilities Maint.	250,000											250,000
													-
	TOTALS	**13,254,776**	**9,960**	**5,823,162**	**4,496,950**	**-**	**-**	**-**	**-**	**500,000**	**56,607,000**	**201,632**	**80,893,480**
Unbilled Utility Services - Energy (9200 & 38210)		36,500				1,356,700		51,400					1,444,600
Unbilled - Energy (53-37550 & 53-5316-9120)								1,444,600					1,444,600
Unbilled Utility Services - Water (9200 & 38210)		1,250,100				23,800		5,100	40,400	600			1,320,000
Unbilled Utility Services - Water (51-37003 & 51-5118-9120)						1,320,000							1,320,000
Unbilled Utility Services - Sewer (9200 & 38210)		57,300				2,300		5,300		900			65,800
Unbilled Utility Services - Sewer (52-37004 & 62-37004, 52-5200-9120 & 62-6200-9120)							22,767		43,033				65,800
	TOTALS	**1,343,900**	**-**	**-**	**-**	**2,702,800**	**22,767**	**1,506,400**	**83,433**	**1,500**	**-**	**-**	**5,660,800**
	GRAND TOTAL	**14,598,676**	**9,960**	**5,823,162**	**4,496,950**	**2,702,800**	**22,767**	**1,506,400**	**83,433**	**501,500**	**56,607,000**	**201,632**	**86,554,280**

THIS PAGE INTENTIONALLY LEFT BLANK

GLOSSARY

Account A separate financial reporting unit. All budgetary transactions are recorded in accounts.
Accrual Basis of Accounting A method of accounting where revenues are recorded when service is given and expenses are recognized when the benefit is received.
Accounting Period A period of time (e.g. one month, one year) where the city determines its financial position and results of operations.
Adjusted Budget The adjusted budget as formally adjusted by the Municipal Council.
Adopted Budget The adopted budget as initially formally approved by the Municipal Council.
American Rescue Plan (ARP) The American Rescue Plan Act (ARPA) was approved by the Federal Government in 2021 as a coronavirus rescue package designed to facilitate the recovery from the devastating economic and health effects of the COVID19 pandemic. Funds allocated to local governments are allocated based upon a CDBG formula and funds can primarily be used towards lost revenues, water, sewer, and broadband infrastructure.
Amortization The reduction of debt through regular payments of principal and interest sufficient to retire the debt instrument at a predetermined date known as maturity.
Annual Financial Report (AFR) This official annual report, also called the Comprehensive Annual Financial Report, presents the status of the City's finances in a standardized format. The AFR is organized by fund and contains two basic types of information: a balance sheet that compares assets with liabilities and fund balance; and an operating statement that compares revenues and expenditures.
Appropriated Fund Balance The amount of Fund Balance that is approved as a financing source to help fund expenditures in the current year's budget.
Appropriation A specific amount of money authorized by the Municipal Council for the purchase of goods or services.
Arbitrage The gain which may be obtained by borrowing funds at a lower (often tax-exempt) rate and investing the proceeds at higher (often taxable) rates.
Assessed Valuation The appraised worth of property as set by a taxing authority through assessments for purposes of ad valorem taxation. The method of establishing assessed valuation varies from state to state, with the method generally specified by state law. For example, in certain jurisdictions the assessed evaluation is equal to the full or market value of the property. In other jurisdictions, the assessed valuation is equal to a percentage of the full market value.
Balanced Budget A budget in which planned funds or revenues available are equal to fund planned expenditures.
Basis Point Equal to 1/100 of one percent. If interest rates rise from 7.50 percent to 7.75 percent, the difference is referred to as an increase of 25 basis points.
Benefits Payments to which participants may be entitled under a pension plan, including pension benefits, death benefits, and benefits due on termination of employment.
Bond Covenants A legally enforceable promise made to the bondholders from the issuer, generally in relation to the source of repayment funding.
Bond Rating The City uses three of the Nation's primary bond rating services: Moody's Investors Service, Fitch Ratings, and Standard & Poor's. These rating services perform credit analyses to determine the probability of an issuer of debt defaulting partially or fully.
Bonds A security that represents an obligation to pay a specified amount of money on a specific date in the future, typically with periodic principal and interest payments.
Budget Calendar A schedule of key dates which the City follows in the preparation, adoption and administration of the budget.
Budget Highlights Included in the opening section of the budget, provides a summary of most important challenges of the budget year, changes from previous years, and recommendations regarding the financial policy for the upcoming period.

Capital Equipment Physical plant and equipment with an expected life of three years or more.
Capital Expenditures The approved budget for improvements to or acquisition of infrastructure, park development, building, construction or expansion, utility systems, streets or other physical structure with an estimated cost of $5,000 or more and a useful life of three or more years.
Capital Improvement Plan (CIP) A plan for capital expenditures to be incurred each year over a five-year period. Essentially, the plan allows for a systematic evaluation of all potential projects, and specifies funding sources for all approved projects.
Capital Lease An agreement conveying the right to use property, plant or equipment usually for a stated period of time where the lessee assumes all the risks and rewards of ownership.
Capitalized Interest When interest cost is added to the cost of an asset and expensed over the useful life of the asset.
Cash-Basis Budgeting Is a budgeting method which focuses on an estimation of cash inflows (incoming sources) and outflows (outgoing uses) over a specified period of time.
Community Development Block Grant (CDBG) One of the longest-running programs of the U.S. Department of Housing and Urban Development that funds local community development activities such as affordable housing, anti-poverty programs, and infrastructure development.
Consumer Price Index An index of the variation in prices paid by typical consumers for retail goods and other items.
Coronavirus Aid, Relief, and Economic Security Act (CARES Act) a $2.2 trillion economic stimulus bill passed by the 116th U.S. Congress and signed into law by President Donald Trump on March 27, 2020, in response to the economic fallout of the COVID-19 pandemic in the United States.
COVID19 A mild to severe respiratory illness caused by a coronavirus and transmitted by contact with infectious material such as respiratory droplets and characterized by fever, cough, and shortness of breath and may progress to pneumonia and respiratory failure.
Contingency An appropriation of funds available to cover unforeseen events that occur during the fiscal year. These funds, if not used, lapse at year end. This is not the same as fund balance.
Debt Service The amount necessary to pay principal and interest requirements on outstanding obligations for a given year or series of years.
Debt Service Fund The amount necessary to pay principal and interest requirements on outstanding obligations for a given year or series of years.
Defeasance A provision that voids a bond when the borrower puts cash in escrow via a refunding bond issuance sufficient to service the borrower's debt. When a bond issue is defeased the borrower sets aside cash to pay off the bonds, therefore the outstanding debt and cash offset each other on the balance sheet and are removed from the financial statements.
Deficit The excess of liabilities over assets , or expenditures over revenues, in a fund over an accounting period.
Department Administrative subsection of the City that indicates management responsibility for a function or operation.
Depreciation The decrease in value of physical assets due to use and the passage of time.
Designated Funds that have been identified for a specific purpose. This differs from reserved funds, in that there is no legal requirements for funds that have been designated.
Division A subset unit of a department that indicates operations or organizational units created to attain specific functions, objectives, and achievements.
Encumbrances Obligations incurred in the form of orders, contracts and similar items that will become payable when goods are delivered or services rendered.
Enterprise Fund A self-supporting fund designed to account for activities supported by user charges.
Escrow Money or property held in the custody of a third part that is returned only after the fulfillment of specific conditions.

Expenditure The disbursement of appropriated funds to purchase goods and/or service.
Federal Aviation Administration (FAA) The Federal Aviation Administration is a federal agency which regulates all aspects of civil aviation in that nation as well as over its surrounding international waters.
Fiduciary Funds used to report assets held in a trustee or agency capacity for others and which therefore cannot be used to support the government's own programs. The fiduciary fund category includes pension trust funds, investment trust funds, private-purpose trust fund, and agency funds.
Fines and Forfeitures Consists of a variety of fees, fines and forfeitures collected by the State Court System.
Fiscal Year (FY) Any period of 12 consecutive months designated as the budget year. The City's budget year is July 1st and ends June 30th.
Fixed Assets Items owned by the City that cost a considerable amount and has a useful life exceeding three years – e.g., computers, furniture, equipment and vehicles.
Fleet The vehicles owned and operated by the City.
Forfeiture The automatic loss of property, including cash, as a penalty for breaking the law, or as compensation for losses resulting from illegal activities. Once property has been forfeited, the City may claim it, resulting in confiscation of the property.
Franchise Fee Charges to utilities for exclusive/non-exclusive rights to operate within municipal boundaries.
Full-Time Equivalent Position A part-time position converted to the decimal equivalent of a full-time position based on 2,080 hours per year.
Fund A set of interrelated accounts to record revenues and expenditures associated with a specific purpose.
Fund Balance The difference between assets and liabilities reporting in a governmental fund at the end of the fiscal year.
General Fund A governmental fund established to account for resources and uses of general operating functions of City departments. Resources are, in the majority, provided by taxes.
General Obligation Bond Bonds for the payment of which the full faith and credit of the issuing government are pledged.
General Obligation Debt that is secured by a pledge of the ad valorem taxing power of the issuer. Also known as a full faith and credit obligation.
Generally Accepted Accounting Principles (GAAP) GAAP refer to a common set of accounting principles, standards, and procedures issued by the Financial Accounting Standards Board (FASB). GAAP is a combination of authoritative standards and the commonly accepted ways of recording and reporting accounting information. Public companies in the U.S. must follow GAAP when compiling financial statements.
General Services Referring to activities, revenues and expenditures that are not assigned to a department.
Governmental Accounting Standards Board (GASB) GASB is the independent organization that establishes accounting and financial reporting standards for U.S. state and local governments that follow Generally Accepted Accounting Principles (GAAP). GASB develops and issues accounting standards to promote financial reporting that provides useful information to taxpayers, public officials, investors, and others who use financial reports.
Governmental Funds Funds generally used to account for tax-supported activities. There are five different types of governmental funds: the general fund, special revenue funds, debt service funds, capital project funds, and permanent funds.
Grant A contribution by one governmental unit to another unit. The contribution is usually made to aid in the support of a specified function.
IBNR Incurred But Not Report. This is an estimate of outstanding health claims that will be owed in a future period.
Inflation A rise in price levels caused by an increase in available funds beyond the proportion of available goods.
Infrastructure Public domain fixed assets including roads, bridges, curbs, gutters,

sidewalks, drainage systems, lighting systems and other items that have value only to the City.
Interest Income Revenue associated with the City cash management activities of investing fund balances.
Intergovernmental Revenue Revenue received from or through the Federal, State, or County government.
Interlocal Agreement A contractual agreement between two or more governmental entities.
Lease The difference between assets and liabilities reporting in a governmental fund at the end of the fiscal year.
Mission Statement The statement that identifies the particular purpose and function of a department.
Modified Accrual Basis The basis of accounting under which revenues are recognized when measurable and available to pay liabilities and expenditures are recognized when the liability is incurred except for interest on long-term debt which is recognized when due, and the noncurrent portion of accrued vacation and sick leave which is recorded in general long-term debt. The General Fund, Debt Service Funds, Special Revenue Funds, and some Capital Improvement Funds are prepared on the modified accrual basis of accounting except that encumbrances are treated like expenditures.
Municipal Code A collection of laws, rules and regulations that apply to the City and its Citizens.
Municipal Transient Room Tax (MTRT) a tax imposed on businesses which derive revenues from the rent of a suite, room(s), accommodations, or the like, for a period of less than 30 consecutive days (motor courts, motels, hotels, inns, etc.) and which are used by the City for promotion of the City and its facilities, for providing and servicing convention centers and tourist facilities, and for other services which benefit or attract tourists, visitors or travelers.
Objective Something to be accomplished in specific, well-defined, and measurable terms and that is achievable within a specific time frame.
Operating Budget A budget for general revenues and expenditures such as salaries, utilities, and supplies.
Operating Lease A lease that is paid out of current operating income rather than capitalized.
Ordinance A formal legislative enactment by the City that carries the full force and effect of the law within corporate boundaries of the City unless in conflict with any higher form of law, such as state or federal.
Pandemic A global outbreak of a disease. Pandemics happen when a new virus emerges to infect people and can spread between people sustainably. Because there is little to no pre-existing immunity against the new virus, it spreads worldwide.
Passenger Facility Charge (PFC) The Airport Passenger Facility Charge (PFC) Program allows the collection of PFC fees for every enplaned passenger at commercial airports controlled by public agencies. Airports use these fees to fund FAA-authorized projects that enhance safety, security, or capacity; reduce noise; or increase air carrier competition. Participation in the PFC Program is done through an application process in which the FAA determines the maximum amount of fees that can be collected under each Application Number.
Pay-as-You-Go Financing A method of paying for capital projects that relies on current tax and grant revenues rather on debt.
Per Capita A measurement of the proportion of some statistic to an individual resident determined by divided the statistic by the current population.
Performance Budget A budget wherein expenditures are based primarily upon measurable performance of activities and work programs.
Permit Revenue Fees imposed on construction-related activities and for the acquisition of other nonbusiness permits.
Present Value The discounted value of a future amount of cash, assuming a given rate of interest, to take into account the time value of money. To put it another way, a dollar is worth a dollar today, but is worth less than today's dollar tomorrow.
Program Group activities, operations or organizational units directed to attaining specific

objectives and achievements and budgeted as a sub-unit of a department.

Program Goals Program goals describe the purpose or benefit the activity or department plans to provide to the community and/or organizations it serves. Goals identify the end result the activity/department desires to achieve with its planned activities, but goals are often ongoing and may not be achieved in one year.

Program Measures Productivity measures should reflect how well a program is performing its activities to meet the needs of the public and organization. They should measure productivity, effectiveness, efficiency or the impact of a service provided. While activity measures indicate "how much" activity the department is performing, productivity measures identify "how well" the department/activity is performing.

Property Tax A tax levied on the assessed value of real and personal property. This tax is also known as ad valorem tax.

Proprietary Fund Enterprise and internal service funds that are similar to corporate funds, in that they are related to assets, liabilities, equities, revenues, expenses and transfers determined by business or quasi-business activities.

Public Hearing The portion of open meetings held to present evidence and provide information on both sides of an issue.

Quality Excellence, as defined by the customer.

Quarterly Report A document that collects quarterly financial information in the major City funds.

Recession A period of temporary economic decline during which trade and industrial activity are reduced and is generally identified by a fall in Gross Domestic Product (GDP), real income, employment, industrial production, and wholesale-retail sales in two successive quarters.

Refunding Retiring an outstanding bond issue at maturity by using money from the sale of a new bond offering. In other words, issuing more bonds to pay off the old bonds that just matured. In an Advance Refunding a new bond issuance is used to pay off another outstanding bond. The new bond will often be issued at a lower rate than the older outstanding bond. Typically, the proceeds from the new bond are invested and when the older bonds become callable they are paid off with the invested proceeds.

Reserves A portion of the fund balance or retained earnings are legally segregated for specific purposes.

Residual Equity Transfers Nonrecurring or nonroutine transfers of equity between funds.

Resolution A legislative act by the City with less legal formality than an ordinance.

Retained Earnings An account in the equity section of the balance sheet reflecting the accumulated earnings of the Proprietary Funds.

Revenue Monies received from all sources (with exception of fund balances) which will be used to fund expenditures in a fiscal year.

Revenue Bonds Bonds whose principal and interest are payable exclusively from a designated revenue source or enterprise fund.

Sales Tax Tax imposed on the taxable sales of all final goods.

Special Assessment A compulsory levy made against certain properties to defray part or all of the cost of a specific improvement or service deemed to primarily benefit those properties.

Special Revenue Fund A fund used to account for revenues legally restricted to expenditures for a particular purpose.

Tax Supported Bonds Bonds for which the funding used to make annual debt service expenditures is derived from tax revenue of the City's General and Special Revenue Funds.

Taxable Value The assessed value less homestead and other exemptions, if applicable.

Total Bonded Debt For purposes of measuring debt capacity, total bonded debt shall include total outstanding principal for: general obligation bonds of the City, bonds issued for the RDA and EDA projects, all lease appropriation debt to the extent that it is support by tax revenues, this excludes revenue bonds.

Trust and Agency Funds These funds are used to account for assets held by the City in a trustee capacity or as an agent for individuals, private organization, other governments and/or other funds.

Truth in Taxation In order to understand property tax in Utah it is necessary to understand a section of Utah Lawn known as "Truth in

Taxation." The County is responsible for administering property taxes and each June it submits to the cities a certified tax rate that would generate the same amount of revenues as the previous year plus any new growth. The certified tax rate does not provide for additional tax revenue due to increased valuation of existing property. If the City chooses to adopt a tax rate higher than the certified rate, state law has very specific requirements for newspaper advertisement and public hearing from which the name "Truth in Taxation" is derived.

Unit A subset division of a department that indicates responsibility for a function or operation. Used interchangeably with "division".

Utah Department of Transportation (UDOT) UDOT is the State agency responsible for the transportation system across the state. UDOT plans, designs, builds, and maintains the state highway system and also certain municipal roads which connect to the state highways. UDOT often participates with municipalities to share costs on projects which benefit users of the transportation systems.

Unappropriated Not obligated for specific purposes.

Unassigned Fund Balance Used as a measure of the amount of resources a jurisdiction has available for spending, including its ability to meet special needs and withstand financial emergencies. In these policies, unassigned fund balance means it is neither earmarked nor reserved for other uses. It is available for discretionary spending.

Unbilled Utilities The City has funds that operate as business-type funds, providing water, energy, and sewer collection and treatment services to customers and charging fees based upon consumption (usage) at rates established by the St. George City Council. Most city-owned facilities are charged for these services, but some services are provided at no cost (i.e. "unbilled") to the City departments. For example, the Water Fund provides water and irrigation water to some city parks, landscaping, city facilities, golf courses, and rights-of-way. Similarly, the Electric Fund provides power to city wells and pump stations used by the Water Fund to distribute water to customers.

Undesignated Without a specific purpose.

Unencumbered The portion of an allotment not yet expended or encumbered.

Useful Life The period of time that a fixed asset is able to be used. This can refer to a budgeted period of time for an equipment class or the actual amount of time for a particular item.

User Fees Charges for expenses incurred when services are provided to an individual or groups and not the community at large. The key to effective utilization of user fees is being able to identify specific beneficiaries of services and then determine the full cost of service they are consuming.

Variable Rate Bond or Note A bond or note on which the interest rate is reset periodically. The interest rate is

Variable Rate Bond or Note A bond or note on which the interest rate is reset periodically. The interest rate is reset either by means of an auction or through an index.

Volunteers in Public Safety (VIPS) Volunteers who assist the police department with non-enforcement duties, allowing police officers more time to focus on crime reduction and enforcement.

Working Capital A financial metric which represents operating liquidly available to a business. It is calculated as current assets minus current liabilities.

Agenda Date: 05/23/2024 **Agenda Item Number:** 04

Subject:

Consider approval of Resolution No. 2024-015R entering into an interlocal cooperation agreement between the City of St. George and the City of Santa Clara for 69KV line.

Item at-a-glance:

Staff Contact: Bryan Dial

Applicant Name: City of St. George

Reference Number: N/A

Address/Location:

811 E Red Hills Pkwy

Item History (background/project status/public process):

This Interlocal Agreement between St. George Energy and Santa Clara City signifies a crucial step towards fostering collaboration in infrastructure development and energy management. By formalizing their partnership, both entities are reinforcing their commitment to sustainable growth and efficient operation of the region's electrical infrastructure. The agreement provides clarity on responsibilities, streamlines decision-making processes, and promotes accountability, ultimately ensuring the reliability of electricity supply for future economic expansion. Moreover, it exemplifies the importance of strong partnerships between entities in addressing common goals and navigating challenges effectively, thereby benefiting the community and laying the groundwork for a sustainable future.

Staff Narrative (need/purpose):

In 2007, St. George Energy initiated the West Side Project, culminating in the establishment of the Green Valley 138kV transmission line and the Green Valley Substation. Santa Clara City acquired a 7.5% stake in the project to ensure redundancy in their electrical system. That same year, St. George Energy and Santa Clara City formalized their partnership through a Memorandum of Understanding (MOU), wherein Santa Clara committed to funding their portion of the initial 138kV phase and gaining access to the subsequent 69kV line from Green Valley Substation to the Lakes Substation (now the Canyon View Substation). In 2008, St. George Energy provided Santa Clara with project updates, detailing the precise costs of the first phase and estimated expenses for the second phase. Initially dubbed the Lakes development, the project was interrupted by the financial crisis of 2008-2009. When development resumed, it was rebranded as the Divario Development. By 2023, the Canyon View Substation was operational, providing power to the Divario development. Additionally, the 69kV line from Green Valley to Canyon View, a section for which Santa Clara had committed to funding 7.5% for their system's backfeed, was successfully completed. To solidify their collaboration and delineate operational duties, both parties are now formalizing this through the Interlocal Agreement.

Name of Legal Dept approver: Alicia Carlton

Budget Impact: No Impact

Recommendation (Include any conditions):

Staff recommends approval.

INTERLOCAL COOPERATION AGREEMENT BETWEEN THE CITY OF ST. GEORGE AND THE CITY OF SANTA CLARA FOR 69KV LINE

This ***Interlocal Cooperation Agreement Between the City of St. George and the City of Santa Clara for 69kv Line*** ("Agreement") is entered into on _____by and between the City of St. George, a Utah municipal corporation, ("St. George"), and the City of Santa Clara, a municipal corporation ("Santa Clara"). St. George and Santa Clara are individually referred to as "Party" and collectively as the "Parties."

RECITALS

A. WHEREAS, the Parties are authorized by the Utah Interlocal Cooperation Act, as set forth in Title 11, Chapter 13, Utah Code Annotated (UCA) 1953, as amended, to enter into this Agreement;

B. WHEREAS, the Parties are public agencies as defined by the UCA;

C. WHEREAS, the Parties signed a Memorandum of Understanding dated January 19, 2007 (MOU) that outlined the basic project components and estimated costs for the St. George area West Side transmission and substation upgrade project. See Exhibit A attached hereto and fully incorporated herein;

D. WHEREAS, in the MOU St. George agreed to build a 138kv line from the Skyline substation in St. George to the Green Valley Substation in St. George, which was subsequently completed in 2007;

E. WHEREAS, in the MOU the Parties agreed that Santa Clara would own 7.5% of the 138kv line and pay for the cost of their 7.5% portion, and Santa Clara paid this cost, which totaled $844,897.29;

F. WHEREAS, in the MOU the Parties agreed that St. George would construct a new 138kv to 69kv substation, which was subsequently constructed and is known as the Green Valley substation;

G. WHEREAS, in the MOU the parties agreed that a 69kv line would be constructed and run from the Green Valley substation to the St. George/Santa Clara City boundary;

H. WHEREAS, in the MOU Santa Clara agreed to pay 7.5% of the cost of construction for the 69kv line;

I. WHEREAS, the 69kv line is currently under construction, but such construction will actually terminate at St. George's boundary with unincorporated Washington County;

J. WHEREAS, the Parties now desire to formalize various agreements and

understandings in the MOU concerning matters including costs, ongoing operations and maintenance, capacity and load, and fiber installation ownership.

NOW THEREFORE, in consideration of the recitals, mutual covenants and agreements herein set forth, the mutual benefits to the Parties to be derived, and for other valuable consideration, the receipt and sufficiency of which are hereby acknowledged, the Parties agree as follows:

ARTICLE 1. 69kv line to the St. George boundary. This line originates at Structure #109 to Canyon View Substation breaker and from there to the boundary between St. George and unincorporated Washington County, at the terminus of Santa Clara's existing BLM right of way on said boundary. St. George is responsible for installation and maintenance of all poles and equipment within St. George boundaries that are required for the line to run to the boundary with unincorporated Washington County, as set forth in more detail below. See Exhibit B attached hereto and fully incorporated herein.

1.1 Construction and Construction Costs.

1.1.1 St. George will construct and initially pay all costs of construction including but not limited to relays, metering equipment, PTs, CTs, poles, foundations, and other materials, equipment, and associated costs.

1.1.2 Santa Clara will be 100% responsible for the relay costs, PT and CT costs, and engineering needed for the relay settings and PT settings when they are ready to connect, the actual costs of which are listed on Exhibit C attached hereto and fully incorporated herein. This also includes the construction and material costs for power poles and conductors from the Canyon View Substation to the St. George boundary.

1.1.3 St. George will install the breaker in the Canyon View Substation. If the breaker needs replacement as determined by St. George, Santa Clara will replace the breaker and will be 100% responsible for Santa Clara's load until the breaker is replaced.

1.1.4 Santa Clara agrees to and will reimburse to St. George 7.5% of all the foregoing costs in paragraph 1.1.1 above. St. George will send invoices to Santa Clara Power Director at: ghall@sccity.org. Santa Clara will pay invoices within 30 calendar days of delivery by St. George. Santa Clara will deliver payment to: City of St. George, 175 E. 200 N., St. George, Utah 84770, attn: Finance Manager.

1.1.5 Exhibit A includes historical documents related to this project which were considered during the negotiation of this Agreement.

1.2. Operations and Maintenance Costs. From the Green Valley Substation to the Canyon View Substation, operations and maintenance costs will be allocated based on

ownership percentage, which is 92.5% for St. George and 7.5% for Santa Clara. From Canyon View Substation to the St. George City boundary, operations and maintenance costs will be allocated 100% to Santa Clara. On or before February 1 of each year, St. George shall provide to Santa Clara an annual statement for the prior year, showing the amount due by Santa Clara to St. George. Santa Clara shall make payment as per the terms in paragraph 1.1.4 above.

1.3. Fiber Installation Ownership. All fiber installations contemplated in this Agreement or installed at any time thereafter will be 100% owned by St. George up to the boundary with unincorporated Washington County.

1.4. Capacity and Load Rights for Santa Clara. The 69 KV line is rated for 141 MW. Santa Clara owns 7.5% of the available capacity on the line. This gives Santa Clara a maximum of 10.6 MW of capacity on the line.

1.4.1 Based on information available at the time of this Agreement, St. George anticipates that it has the capacity to deliver a future projected load of approximately 50 MW. Should Santa Clara desire to initiate this capacity, Santa Clara shall conduct a load study to determine its projected load. After the study is completed, Santa Clara may initiate discussions with St. George regarding entering into an agreement concerning costs, maintenance, and other details related to implementation of additional loads.

1.4.2 In the event of any emergency, St. George and Santa Clara will cooperate in good faith to address the emergency with capacity and resources available to each City, subject to additional written agreements.

1.5 Right of Way. St. George will grant to Santa Clara a permanent, non-exclusive easement for the operation and maintenance of the continuation of the 69kv line. The permanent easement will be fifty feet (50') in width and will run from (a) Pole CV21 to (b) the St. George city boundary with unincorporated Washington County at the terminus of Santa Clara's existing BLM right of way on the same boundary.

ARTICLE 2. CONSTRUCTION AND MAINTENANCE OF 69KV LINE TO SANTA CLARA "SOUTH" FEED

2.1 Construction and Costs. Santa Clara will construct the continuation of the line from Pole CV23 to its existing 69kv system known as the Santa Clara "South" Feed. Santa Clara will pay all costs of construction and installation, including but not limited to materials, equipment, and other associated costs.

2.2 Maintenance and Repair. Santa Clara will conduct maintenance including repair and replacement from Pole CV21 to the unincorporated Washington County boundary.

ARTICLE 3. INTERLOCAL AGREEMENT REQUIREMENTS

3.1 Resolution**.** This Agreement shall be authorized and adopted by resolution of the legislative body of each Party to this Agreement, pursuant to and in accordance with the provisions of Utah Code Ann. 11-13-202 and 202.5;

3.2 Effective Date**.** This Agreement, after its execution, shall become effective upon execution of a resolution approving this Agreement. The resolution shall be executed by the parties' authorized representatives and shall include approval as to form by each entity's legal counsel.

3.3 Filing. A duly executed copy of this Agreement shall be filed in the office of the keeper of records of each Party pursuant to Utah Code Ann 11-13-209.

3.4 No Separate Entity. The Parties agree that they do not, by this Agreement, create an interlocal entity or any separate entity.

ARTICLE 4. GENERAL TERMS

4.1 Authorization**.** Each individual executing this Agreement represents and warrants to each other so signing that he or she has been duly authorized to sign this Agreement in the capacity and for the entities set forth.

4.2 Recitals. The Recitals contained herein are incorporated into the Agreement.

4.3 Severability. The articles, sections, paragraphs, sentences, clauses, and phrases of this Agreement, and the application thereof, are expressly declared to be severable. If any such article, section, paragraph, sentence, clause, or phrase, or the application thereof, shall be declared invalid or unconstitutional by the valid judgment or decree of a Court of competent jurisdiction, such invalidity or unconstitutionality shall not affect any of the remaining articles, sections, paragraphs, sentences, clauses, or phrases, or applications, of this Agreement.

4.4 Governing Law and Venue. This Agreement shall be construed according to the laws of the State of Utah. The Parties agree that venue for all legal actions, unless they involve a cause of action with mandatory federal jurisdiction, shall be the Fifth District Court for the State of Utah. The Parties further agree that the Federal District Court for the District of Utah shall be the venue for any cause of action with mandatory federal jurisdiction.

4.5 Attorney's Fees. The Parties agree that each Party shall pay its own attorney's fees including attorney's fees incurred prior to litigation.

4.6 Captions. The Captions to the various Articles and Sections of this Agreement are for convenience and ease of reference only, and neither define, limit, augment, nor describe the scope, content, and/or intent of this Agreement or any part or parts hereof.

4.7 Counterparts. This Agreement may be signed in counterparts and each such counterpart shall constitute an original document. All such counterparts, taken together, shall constitute one and the same instrument. Any signature on this Agreement transmitted by facsimile, electronically in PDF format, or by other generally accepted means of conveying digital signatures (e.g. DocuSign) shall be deemed an original signature for all purposes and the exchange of copies of this Agreement and of signature pages by any such transmission, or by a combination of such means, shall constitute effective execution and delivery of this Agreement as to the Parties and may be used in lieu of the original for all purposes.

4.8 Entire Agreement. This Agreement contains the entire Agreement between the Parties concerning its subject matter and shall not be modified except by written agreement duly executed by the Parties hereto. There are no oral understandings or agreements not set forth herein.

4.9 Non-Assignability. Neither Party shall transfer, assign, or delegate any of their rights, duties, powers or obligations under this Agreement without the prior written consent of the other Party.

4.10 Waiver. No failure by any Party to insist upon strict performance of any covenant, duty, agreement, or condition of this Agreement, or to exercise any right or remedy consequent upon a breach thereof, will constitute a waiver of any such breach or of any other covenant, agreement, term, or condition of this Agreement. Any Party may, by notice delivered in the manner provided in this Agreement, but will be under no obligation to, waive any of its rights or any condition to its obligations hereunder, or any duty, obligation or covenant of the other Parties. No waiver will affect or alter the remainder of this Agreement, but each and every other covenant, agreement, term, and condition hereof will continue in full force and effect with respect to any other then existing or subsequently occurring breach.

4.11 Notices. All notices required or permitted under this Agreement must be in writing and shall be deemed sufficiently served if by Registered Mail addressed as follows, unless written notification has been provided designating a different individual or address for notices.

City of St. George:
175 E. 200 N.
St. George, UT 84770
Attn: City Attorney
copy: legal@sgcity.org

City of Santa Clara:
2603 Santa Clara Dr.
Santa Clara, UT 84765
Attn: Mayor Rick Rosenberg
copy: rickr@racivil.com

4.12 Communications. Communications of a technical nature required to execute the terms of this Agreement may be conducted by electronic or telephonic communication between the respective energy/project managers for this Agreement.

4.13 Indemnification. Both parties are governmental entities subject to the

Governmental Immunity Act of Utah, Utah Code Ann., Section 63G-7-101, et seq., as amended. By entering into this Agreement, neither party waives by this Agreement any defenses or limits of liability available under the Governmental Immunity Act of Utah, or any other applicable federal, state, or common law. Nothing in this Agreement shall be construed as an assumption of any duty for the benefit of any third-party. Subject to, and without waiving any immunities under applicable federal, state, or common law, including those described above, each party shall assume and retain liability and responsibility for the claims, losses, damages, injuries, or other liabilities arising out of the acts, omissions, or negligence of its own officers, employees, agents, and contractors in an amount not to exceed the damage limits in Utah Code Ann., Section 63G-7-604, as amended.

***

REMAINDER OF PAGE INTENTIONALLY LEFT BLANK
SIGNATURE PAGE FOLLOWS

IN WITNESS WHEREOF, the Parties have caused this Agreement to be executed on their behalf by the following duly authorized representatives and is effective as per the terms in paragraph 3.2 above.

CITY OF ST. GEORGE

_____
Michele Randall, Mayor

ATTEST

_____
Christina Fernandez, City Recorder

APPROVED AS TO FORM

_____
Alicia Carlton, Assistant City Attorney

REVIEWED BY

_____
Bryan Dial, Energy Services Director

CITY OF SANTA CLARA

_____
Rick Rosenberg, Mayor

ATTEST

_____
Chris Shelley, City Recorder

APPROVED AS TO FORM

_____
Matt Ence, Attorney

M E M O R A N D U M OF UNDERSTANDING
between
St. George Energy Services
and
Santa Clara City

DATE: January 19, 2007

RE: New Green Valley 138 kV Transmission Line & Substation (West Side Project)

This memorandum outlines the basic project components and estimated costs for the St. George area West Side transmission and substation upgrade project.

PROJECT DESCIRPTION

The project will consist of the following four major components:

1. Completion of the Skyline 138 kV ring bus to a full 4 position ring with the associated additional breaker and relaying. This project is presently under construction in conjunction with the UAMPS Skyline #2 line and Skyline ring bus project.

2. The construction of a new double circuit 138 kV line from the Skyline substation to the new Green Valley substation site. See included drawing for basic line routing. The line configuration will be:

   a. Conductor: 1272 ASCR (bittern)
   b. Shield Wire: 48 count OPGW
   c. Insulation: Line post insulators
   d. Structures: Tapered tubular weathering steel
   e. Length: Approximately 7 miles
   f. Capacity: 200 MVA

3. The construction of a new 138 to 69 kV substation near the south end of The Lakes development with the following configuration:

   a. 138 kV Configuration: 5 position ring bus (final arrangement to be determined)
   b. Transformers: 1 – 75/140 MVA 138 to 69 kV w/LTC, & space for a second
   c. 69 kV Configuration: 5-6 position main & transfer (final arrangement TBD)
   d. Capacitor: Space for 69 kV capacitor bank
   e. Capacity: Match installed transformation ratings (initially 75/140 MVA)
   f. Note: St. George Energy Services will also have a dual bay 69 to 13.2 kV distribution substation in the same yard to replace the existing Green Valley substation. These costs have NOT been included in the attached tables for this project.

4. Construction of a new 69 kV line to the St. George/Santa Clara City boundary. This would terminate at the new St. George Energy Services substation site at the north end of The Lakes development.

   a. Conductor: 1272 ASCR (bittern)
   b. Shield Wire: 48 count OPGW
   c. Insulation: Line post insulators
   d. Structures: Tapered tubular weathering steel
   e. Length: Approximately 1.5 miles
   f. Capacity: 105 MVA
   g. Santa Clara will be responsible to construct the continuation of the line from this location to its existing 69 kV system. (Santa Clara "south" feed)

PROJECT COSTS & FUNDING

The preliminary estimated overall costs for the project are $9,090,000, as indicated in the included table. The present system load levels are shown in the load summary table. The St. George Energy Services cost and capacity share in the project improvements is 92.5% and the Santa Clara cost and capacity share in the project improvements is 7.5%. Final amounts will be based on actual project costs.

The funds for the Santa Clara portion will be due within 90 days of the completion of the following:

1. Deeds for the new substation sites within The Lakes development are secured
2. The easements required for the transmission lines are secured from The Lakes development.
3. Receive study confirmation indicating that the Santa Clara future projected load of approximately 50 MW can be supported either by the existing "north" feed to Santa Clara or from the proposed "south" feed to Santa Clara, under normal (N-0) conditions.
4. The 138 kV to 69 kV transformer or the steel pole order is placed with the successful vendor(s).

PROJECT TIMEFRAME

The anticipated in-service date for the project is June of 2008. Actual in service date may vary depending on labor and material availability. The ROW work and agency approvals have begun for the line. The design and material specifications for both the double circuit line and substation will begin in February of 2007.

This memorandum of understanding and shall be effective on date signed below:

City of Santa Clara

By: _____

Title: Mayor

Date: Aug. 20, 2007

City of St. George

By: _____

Title: Mayor

Date: Sept. 20, 2007

ATTEST: _____
City Recorder

CITY OF ST. GEORGE SEAL UTAH

MEMORANDUM

DATE: February 11, 2008

TO: Jack Taylor

FROM: Rick Hansen

RE: New Green Valley 138 kV Transmission Line & Substation - Update

Included with this memorandum is the present cost summary for the project. The costs shown are based on actual costs and bids received so far on the project. As has been discussed previously both labor and material costs have been higher than originally estimated. If needed bid summaries for the various items can be provided. As can be seen from the summary below St. George Energy Services has expended significant funds for the project. St. George Energy Services requests that Santa Clara provide funding for its portion of the project as outlined in the MOU for the project as soon as possible.

The following is a brief summary of the status of the various components to the project.

- Skyline 138 kV Ring Bus
  - This portion of the project was completed under the UAMPS Lower Skyline 138 kV Ring bus project
- Skyline to Green Valley Double Circuit 138 kV Transmission Line
  - All materials are on site
  - Sturgeon Foundation Contract - 34 of the 36 Concrete foundations have been installed. It is anticipated that the remaining two foundations will be poured by February 20th. Overall this portion of the project has gone well; however there have been a couple of foundation locations where we have encountered conditions not originally anticipated. The final cost impacts at these locations are not known at this time.
  - PAR Line Installation Contract – The structures and conductor from Skyline to the Red Hills substation are installed. PAR is completing the final sagging and dead ending of the conductors as well as the clipping in at tangent locations. It is anticipated that this first section of the line will be energized on February 15th.
- New Green Valley 138 kV to 69 kV Substation
  - All owner furnished materials have been placed on order with the exception of the battery system and three steel poles that will be installed within the substation site.
  - The site excavation work is complete
  - The foundation installation started on February 4th.
- 69 kV Line along Plantations Drive
  - No significant work on this line has been complete at this time.
  - The timing of this section will need to be coordinated with load growth in the area andn the installation of our Lakes North substation and/or Santa Clara's 69 kV line extension.

The development agreement with the Lakes LLC has been signed by both parties. The Plantations road dedication is going through the City's approval process. The final deed documents for the various land transfers should be finalized within the next couple of weeks.

Skyline to Green Valley 138 kV Transmission Line Cost Summary
5313-750

2/11/2008

Item Description	Provider	Amount	Comments
Materials			
Steel Structures	Meyer	1,841,439.00	PO #019621
Conductor	Southwire/HD	886,040.00	PO #019755
OPGW	AFL/HD	90,613.82	PO #019825
Insulators	NGK/Northern	165,490.23	PO #019699
Line Switches	Riter/Turner	152,443.00	PO #019689
Line Hardware	HD Supply	95,559.26	PO #019756
Vibration Dampers	HD Supply	13,076.25	PO #020374
	SUBTOTAL	3,244,661.56	
Construction			
Foundations	Sturgeon	1,241,288.00	PO #020272
Concrete Testing	Landmark	3,639.80	Blanket
Line Construction	PAR	2,014,645.58	PO #020371
RMP Crossing Costs	RMP	5,000.00	
Pioneer Park Access Road	AT Asphalt	17,623.00	PO #020261
	SUBTOTAL	3,282,196.38	
Environmental/Design			
Environmental Analysis	JBR	38,839.00	
ROW	BLM	1,845.01	
Monitoring	JBR	6,000.00	Estimated
Tortoise Clearance Survey	JBR	30,000.00	Estimated
Restoration/Mitigation	JBR	54,250.00	Estimated
Foundation Design & CM Support	Ellis & Assoc.	7,425.00	PO #019961 & 020544
	SUBTOTAL	138,359.01	
Right-Of-Way			
Negotiations	ICPE	23,787.64	PO #019480
Land Appraisals	McConkie	3,000.00	
Surveying	Alpha	13,571.15	
Easement	Sloan	8,542.82	
Easement	Lorentzen	8,991.84	
Easement	Bowler	16,300.00	
Easement	Welch	17,280.00	
Easement	Whitney	25,000.00	
	SUBTOTAL	116,473.45	
	TOTAL ALL	6,781,690.40	

Budgeted Amounts (5313-750)		
Skyline to Green Valley Line		4,200,000.00
69 kV Reconductor		1,100,000.00
ROW		50,000.00
		5,350,000.00
	Balance	(1,431,690.40)

Green Valley 138 kV Substation Cost Summary
5313-755

2/11/2008

Item Description	Provider	Amount	Comments
Materials			
Steel Structures	Galvanizers	274,921.00	PO #020388
Transformer	Pauwels	1,653,123.00	PO #019462
Control Building	Five Star/Rigid	85,958.00	PO #020619
Relay Panels	EPP	150,556.00	PO #020518
Circuit Breakers	Areva	152,000.00	PO #020431
Instrument Transformers	ITEC	36,843.00	PO #020434
Instrument Transformers	Areva	35,853.00	PO #020433
Switches	USCO	122,437.00	PO #020432
Battery System		30,000.00	Estimated (Out to bid)
	SUBTOTAL	2,541,691.00	
138 to 69 kV Section			
Construction Contract	Energy Erectors	1,448,600.00	PO #020618
Site Prep	Desert Hills	260,177.82	PO #020373
	SUBTOTAL	1,708,777.82	
Engineering			
Design	Power Eng.	226,953.00	PO #019377
Soils Report	Rosenberg	1,295.00	
Site Design	Rosenberg	4,890.00	Estimated
Soils Testing	Landmark	2,026.00	Blanket
	SUBTOTAL	233,138.00	
	SUBTOTAL 138 kV to 69 kV	4,483,606.82	
Distribution Section			
Foundations	Energy Erectors	175,640.00	PO #020618
Steel		-	08-'09 Budget Year
69 kV Breaker	Areva	33,500.00	PO #020431
Materials		-	08-'09 Budget Year
Misc.		-	08-'09 Budget Year
	SUBTOTAL DISTRIBUTION SECTION	209,140.00	
	TOTAL ALL	4,692,746.82	

Budgeted Amounts (5313-755)	
Green Valley Substation	4,100,000.00
Distribution X-Fer	100,000.00
Distribution Materials	80,000.00
	4,280,000.00
Balance	(412,746.82)

Santa Clara Payment Estimate 2/11/2008

Project Costs	
Transmission Line	6,781,690.40
Substation	4,483,606.82
TOTAL	11,265,297.22

Santa Clara %	7.50%
Santa Clara TOTAL	844,897.29

Note the above does not include the transmisison line
from Str #109 to The Lakes North substation site.

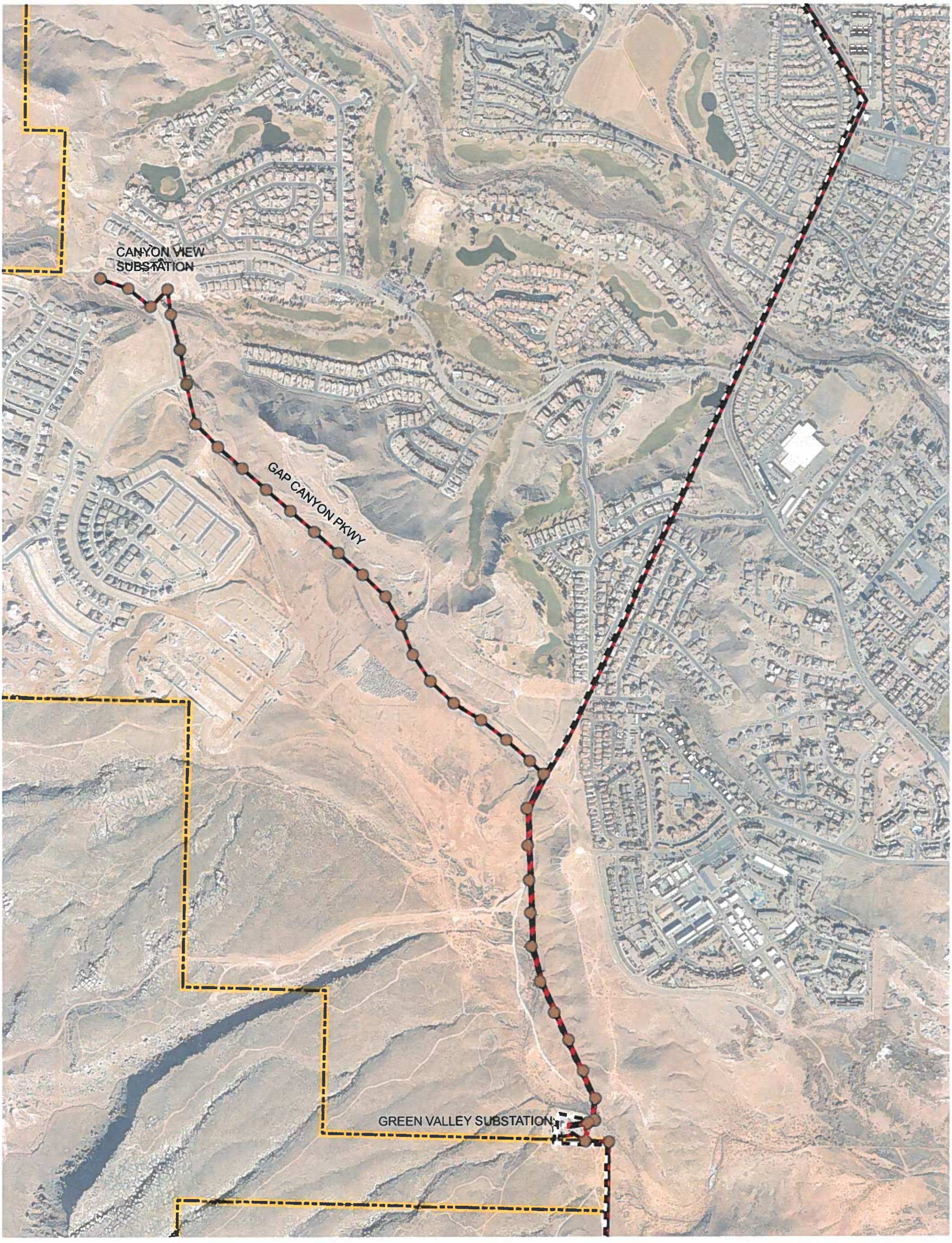
CANYON VIEW
SUBSTATION
GAP CANYON PKWY
GREEN VALLEY SUBSTATION

Gap Canyon Parkway Transmission - Total Length of line 1.24 Miles

Final Project Cost	Total Project Cost	Santa Clara 7.5% Cost from Pole CV1 to CV20	Santa Clara 100% Cost from Pole CV21 to CV23
Construction Costs			
Transmission Poles (Material Only) SGES installed poles CV1-CV20	$ 644,135.00	$ 48,310.13	
Foundations/Drilling for tangent poles CV1- CV20	$ 237,564.00	$ 17,817.30	
Transmission Poles (Material Only) SGES installed poles CV21-CV23	$ 124,874.00		$ 124,874.00
Foundations CV21-CV23	$ 83,308.00		$ 83,308.00
Construction Costs Subtotal	**$ 1,089,881.00**	**$ 66,127.43**	**$ 208,182.00**
Engineering Costs			
Rosenberg Associates	$ 17,200.00	$ 1,290.00	
ICPE	$ 62,245.00	$ 4,668.38	
AGEC	$ 21,061.25	$ 1,579.59	
Line protection ICPE (from Pole 109 to Canyon View Substation)	$ 7,425.00	$ 556.88	
Engineering Cost Subtotal	**$ 90,731.25**	**$ 8,094.84**	
Materials Wire, Insulatores Grips, Dead End Clamps Grounding rods etc.			
CV1-CV20	$ 204,020.00	$ 15,301.50	
CV21-CV23	$ 22,125.00		$ 22,125.00
Materials Subtotal	**$ 226,145.00**	**$ 15,301.50**	**$ 22,125.00**
Equipment	$ 55,080.00	$ 4,131.00	
Labor	$ 96,308.00	$ 7,223.10	
Rental Equipment	$ 12,564.38	$ 942.33	
Equipment and Labor Subtotal	**$ 163,952.38**	**$ 12,296.43**	**$ -**
NOTE: Relays, PTs and CTs for the Santa Clara system have not been purchased.	**No cost at this time**		**No cost at this time**
Project Total	**$ 1,570,709.63**	**$ 101,820.20**	**$ 230,307.00**

When Santa Clara City establishes a connection to Canyon View Substation, they will bear the entire cost associated with relay costs, PT and CT costs, engineering needed for relay settings, and the construction and materials costs for poles CV21-CV23

RESOLUTION NO. _____

A RESOLUTION APPROVING AN INTERLOCAL COOPERATION AGREEMENT BETWEEN THE CITY OF ST. GEORGE AND THE CITY OF SANTA CLARA FOR 69KV LINE

WHEREAS, the Parties are authorized by the Utah Interlocal Cooperation Act, as set forth in Title 11, Chapter 13, Utah Code Annotated (UCA) 1953, as amended, to enter into this Agreement;

WHEREAS, the Parties are public agencies as defined by the UCA;

WHEREAS, the Parties signed a Memorandum of Understanding dated January 19, 2007 (MOU) that outlined the basic project components and estimated costs for the St. George area West Side transmission and substation upgrade project. See Exhibit A attached hereto and fully incorporated herein;

WHEREAS, in the MOU St. George agreed to build a 138kv line from the Skyline substation in St. George to the Green Valley Substation in St. George, which was subsequently completed in 2007;

WHEREAS, in the MOU the Parties agreed that Santa Clara would own 7.5% of the 138kv line and pay for the cost of their 7.5% portion, and Santa Clara paid this cost, which totaled $844,897.29;

WHEREAS, in the MOU the Parties agreed that St. George would construct a new 138kv to 69kv substation, which was subsequently constructed and is known as the Green Valley substation;

WHEREAS, in the MOU the parties agreed that a 69kv line would be constructed and run from the Green Valley substation to the St. George/Santa Clara City boundary;

WHEREAS, in the MOU Santa Clara agreed to pay 7.5% of the cost of construction for the 69kv line;

WHEREAS, the 69kv line is currently under construction, but such construction will actually terminate at St. George's boundary with unincorporated Washington County;

WHEREAS, the Parties now desire to formalize various agreements and understandings in the MOU concerning matters including costs, ongoing operations and maintenance, capacity and load, and fiber installation ownership.

NOW, THEREFORE, BE IT RESOLVED, by the City Council of the City of St. George, that it authorizes the Mayor to execute the Interlocal Agreement between St. George and Santa Clara for the Interlocal Agreement for the 69kv line, attached hereto as Exhibit "A".

PASSED AND ADOPTED by the City Council of the City of St. George this _____ day of _____, 2024.

CITY OF ST. GEORGE:

_____
Michele Randall, Mayor

APPROVED AS TO FORM:
City Attorney's Office

_____
Alicia Carlton, Assistant City Attorney

ATTEST:

_____
Christina Fernandez, City Recorder

VOTING OF CITY COUNCIL:

Councilmember Hughes _____
Councilmember Larkin _____
Councilmember Larsen _____
Councilmember Tanner _____
Councilmember Kemp _____

Agenda Date: 05/23/2024 **Agenda Item Number:** 05

Subject:

Consider approval of Resolution No. 2024-016R entering into an Interlocal Agreement with Washington County for the renovation of the Historic Dixie Sunbowl project.

Item at-a-glance:

Staff Contact: Shane Moore

Applicant Name: City of St. George

Reference Number: N/A

Address/Location:

150 S 400 E

Item History (background/project status/public process):

This interlocal agreement is for funding of the renovation of the Historic Dixie Sunbowl. The County has agreed to contribute $1,750,000 of Transient Room Tax Funds to the project. Staff recommends approval.

Staff Narrative (need/purpose):

The Historic Dixie Sunbowl has been a gathering place for St. George residents for over 80 years. This project will renovate the existing facility to allow for more frequent use. The Sunbowl will be preserved as an unique equestrian event focused stadium. This project will allow for current and future residents to continue to enjoy events such as the Dixie Roundup Rodeo and other new events.

Name of Legal Dept approver: Alicia Carlton Galvany

Budget Impact: No Impact

Recommendation (Include any conditions):

Approval

RESOLUTION NO. _____

A RESOLUTION APPROVING AN INTERLOCAL AGREEMENT BETWEEN THE CITY OF ST. GEORGE AND WASHINGTON COUNTY FOR TOURISM TAX FUNDING TO ASSIST IN THE RENOVATION OF THE HISTORIC DIXIE SUNBOWL

WHEREAS, Washington County receives tourism tax revenues, known as Transient Room Tax ("TRT") and Tourism, Recreation, Cultural, Convention, and Airport Facilities Tax ("TRCC");

WHEREAS, TRT may only be spent to promote and establish tourism and recreation in the County, Utah Code Ann. §§ 59-12-301 and 17-31-2;

WHEREAS, TRCC may only be spent to finance tourism promotion and to develop, operate, and maintain certain facilities, including convention, cultural, recreational, and tourism facilities, Utah Code Ann. § 59-12-603;

WHEREAS, governmental entities that host events and develop facilities that promote and establish tourism, recreation, and culture often request County TRT and TRCC funding;

WHEREAS, the Washington County Tourism Tax Advisory Board ("TAB") makes recommendations to the county legislative body on the best use of TRT and TRCC funds. Utah Code Ann. § 17-31-8 and Washington County Code § 2-6-1;

WHEREAS, pursuant to Utah Code Annotated 11-13-1 *et* seq., public agencies are authorized to enter into mutually advantageous agreements for joint or cooperative action and both St. George City and Washington County are public agencies as defined in Utah Code Annotated 11-13-103(19);

WHEREAS, Washington County Code 2-6-5(C) establishes that funding to other governmental agencies for capital projects shall be done through an interlocal agreement;

WHEREAS, the Washington County Tourism Tax Advisory Board ("TAB") shall make recommendations to the county legislative body on the best use of tourism tax revenues;

WHEREAS, events and projects that promote and establish tourism and recreation often request funds from the county tourism tax revenues and St. George City has made a request for funding;

WHEREAS, St. George City is preparing to renovate the Historic Dixie Sunbowl ("Project") and the Project involves site improvements, new bleacher seating, landscape improvements, adding a multi-use public plaza, altering, and improving the rodeo area design to allow a larger variety of events to serve the community and visitors alike, and other functional and ascetic improvements;

WHEREAS, the Project's approximate total cost is $5,000,000;

WHEREAS, St. George City has requested County tourism funding in the amount of $2,000,000 for assistance in the Project;

WHEREAS, TAB has reviewed the City's application and presentation and recommends approving $1,750,000 ("Funding") of County tourism funding for the Project;

WHEREAS, TAB also recommends that the Funding come from a mix of TRT and TRCC, and the percentage shall be determined appropriate by Greater Zion staff and approved by legal counsel; and

WHEREAS, Washington County desires to provide funding to St. George City to complete the Project.

NOW, THEREFORE, BE IT RESOLVED, by the City Council of the City of St. George that it authorizes the Mayor to execute the Interlocal Agreement between Washington County and St. George City for funding the renovation of the Historic Dixie Sunbowl, attached hereto as Exhibit "A".

PASSED AND ADOPTED by the City Council of the City of St. George this _____ day of _____, 2024.

CITY OF ST. GEORGE:

_____
Michele Randall, Mayor

APPROVED AS TO FORM:
City Attorney's Office

_____
Alicia Carlton, Assistant City Attorney

ATTEST:

_____
Christina Fernandez, City Recorder

VOTING OF CITY COUNCIL:

Councilmember Hughes _____
Councilmember Larkin _____
Councilmember Larsen _____
Councilmember Tanner _____
Councilmember Kemp _____

INTERLOCAL AGREEMENT BETWEEN WASHINGTON COUNTY, UTAH, AND ST. GEORGE CITY FOR TOURISM TAX FUNDING TO ASSIST IN THE RENOVATION OF THE HISTORIC DIXIE SUNBOWL

This Interlocal Agreement ("Agreement") (the "Agreement") is made and entered into as of _____ ("Effective Date") between St. George City ("City"), having an office at 175 East 200 North, St. George, UT 84770 and Washington County, Utah, ("County") with offices at 111 East Tabernacle Street, City, Utah 84770. Both City and County may be referred to herein as a "Party" or collectively as the "Parties."

RECITALS

WHEREAS, Washington County receives tourism tax revenues, known as Transient Room Tax ("TRT") and Tourism, Recreation, Cultural, Convention, and Airport Facilities Tax ("TRCC");

WHEREAS, TRT may only be spent to promote and establish tourism and recreation in the County, Utah Code Ann. § 59-12-301 and 17-31-2;

WHEREAS, TRCC may only be spent to finance tourism and to develop, operate, and maintain certain facilities, including tourism, convention, cultural, and recreational facilities, Utah Code Ann. § 59-12-603;

WHEREAS, governmental entities that host events and develop facilities that promote and establish tourism, recreation, and culture often request County TRT and TRCC funding;

WHEREAS, the Washington County Tourism Tax Advisory Board ("TAB") shall make recommendations to the county legislative body on the best use of TRT and TRCC, Utah Code Ann. §17-31-8 and Washington County Code 2-6-1;

WHEREAS, pursuant to Utah Code Ann. 11-13-1 *et seq.*, public agencies are authorized to enter into mutually advantageous agreements for joint or cooperative action and both City and the County are public agencies as defined in Utah Code Ann. 11-13-103(19);

WHEREAS, Washington County Code 2-6-5(C) establishes that funding to other governmental agencies for capital projects shall be done through an interlocal agreement;

WHEREAS, St. George City is preparing to renovate the Historic Dixie Sunbowl ("Project") and the Project involves site improvements, new bleacher seating, landscape improvements, adding a multi-use public plaza, altering and improving the rodeo area design to allow a larger variety of events to serve the community and visitors alike, and other functional and aesthetic improvements;

WHEREAS, the City has made a request for TRT and TRCC funding to aid in the Project;

WHEREAS, the Project's approximate total cost is $5,000,000;

WHEREAS, St. George City has requested County tourism funding in the amount of $2,000,000 for assistance in the Project;

WHEREAS, TAB has reviewed the City's application and presentation and recommends approving $1,750,000 ("Funding") of County tourism funding for the Project; and

WHEREAS, City desires to receive the funding.

NOW, THEREFORE, in consideration of the mutual covenants, terms, and conditions set forth herein, and for other good and valuable consideration, the receipt and sufficiency of which are hereby acknowledged, the Parties agree as follows:

1. AGREEMENT

1.1 County Funding. County shall provide City the sum of $1,750,000 ("Funding") to be used by the City to cover expenses associated with the Project. The County shall provide City $750,000 of the Funding no more than 60 days following the Effective Date of this Agreement. The County shall provide the City the remaining $1,000,000 of the Funding no later than February 28, 2025.

1.2 City Obligation. Starting from the Effective Date, City shall provide County with quarterly written updates on the progress of this Project. Upon completion of the Project, City shall provide County with a final report. All reports should demonstrate that the Project is being completed in accordance with the Project description and timeline identified in the Project application and presentation to the TAB.

1.3 Return of Funding. County reserves the right to require St. George to return the funds if the Project has failed to meet the Timeline identified in this agreement or the Project is no longer practicable. St. George may request County for a timeline extension, such a request must be in writing and approved by the TAB and the Washington County Board of Commissioners.

1.4 Timeline. The Project is expected to be complete by December 31 of 2026.

1.5 City's Use of Funds. City agrees to use the funds for the Project in compliance with all applicable state laws, including but not limited to Utah Code 59-12-601 *et seq.*

1.6 Required Signage. In cooperation with St. George, Washington County will be allowed to place signage at the Project site with the Greater Zion and/or Washington County logos, such signage will contain language acknowledging the use of TRT funds.

2. INTERLOCAL AGREEMENT REQUIREMENTS

2.1 Resolution. To the extent that this Agreement is governed by Utah Code Ann. 11-13-202.5, each Party agrees to comply with the provisions set forth in 11-13-202.5.

2.2 Attorney Review. This Agreement has been submitted to attorneys authorized to represent the public agencies for review as to proper form and compliance with applicable law in accordance with Utah Code Ann. 11-13-202.5.

2.3 Filing. A duly executed original counterpart of this Agreement shall be filed immediately with the keeper of records of each Party.

2.4 No Interlocal Entity. No separate legal entity is created by the terms of this Agreement. To the extent that this Agreement requires administration other than as set forth herein, it shall be administered by the duly assigned employees of the Parties. No real or personal property shall be acquired jointly by the parties as a result of this Agreement. To the extent that a Party acquires, holds, and disposes of any real or personal property for use in the joint or cooperative undertaking contemplated by this Agreement, such Party shall do so in the same manner that it deals with other property of such Party.

3. GENERAL TERMS

3.1 Authorization. Each individual executing this Agreement does represent and warrant to each other so signing (and each other entity for which another person may be signing) that he or she has been duly authorized to sign this Agreement in their capacity and for the entities set forth.

3.2 Recitals. The Recitals contained in this Agreement are incorporated into the Agreement.

3.3 Severability. The articles, sections, paragraphs, sentences, clauses, and phrases of this Agreement, and the application thereof, are expressly declared to be severable. If any such article, section, paragraph, sentence, clause, or phrase, or the application thereof, shall be declared invalid or unconstitutional by the valid judgment or decree of a Court of competent jurisdiction, such invalidity or unconstitutionality shall not affect any of the remaining articles, sections, paragraphs, sentences, clauses, or phrases, or applications, of this Agreement.

3.4 Governing Law. This Agreement shall be governed by and interpreted in accordance with the laws of the State of Utah, without giving effect to the principles of conflict of laws. Any dispute regarding this Agreement shall only be brought in a state or federal court of competent jurisdiction in the State of Utah. Each party hereby irrevocably submits to the exclusive jurisdiction of any such court for purposes of any action arising out of this Agreement.

3.5 Captions. The Captions to the various Articles and Sections of this Agreement are for convenience and ease of reference only, and neither define, limit, augment, nor describe the scope, content, and/or intent of this Agreement or any part or parts hereof.

3.6 Counterparts. This Agreement may be executed simultaneously in one or more counterpart(s), each of which shall be deemed an original, but all of which together shall constitute one and the same instrument.

3.7 No Partnership or Joint Venture. Neither any other provisions contained in this Agreement nor any acts of any Party shall be deemed or construed by another Party or by any third person to create the relationship of partnership or shared venture of any association between the Parties, other than contractual relationships stated in this Agreement.

3.8 Waiver. The failure of either Party at any time or times to demand strict performance by the other of any of the terms, covenants or conditions set forth herein shall not be construed as a continuing waiver or relinquishment thereof and each may at any time demand strict and complete performance by the other of said terms, covenants and conditions.

3.9 Termination of Agreement. This Agreement shall be in full force and effect and be legally binding upon the Parties only after its approval and execution by the governing bodies of each of the Parties. This Agreement shall automatically terminate at the completion of the Project and City's production of the final Report to County.

3.10 No Third-Party Beneficiary. This Agreement is intended for the benefit of the Parties and is not for the benefit of, nor may any provision hereof be enforced by, any other person or entity.

3.11 Entire Agreement. This Agreement contains the entire agreement between the County and City concerning its subject matter and shall not be modified except by written agreement duly executed by the Parties hereto. There are no oral understandings or agreements not set forth herein.

(Signatures on next page)

ST. GEORGE CITY

_____ Date: _____

Michele Randall
Mayor

ATTEST:

_____

Records Officer

APPROVED AS TO FORM:

_____

Attorney for City

WASHINGTON COUNTY

Victor Iman / Chair Pro tem. Date: 4-16-24

Gil Almquist, Chair
Washington County Commission

ATTEST:

RKS

Ryan Sullivan
Washington County Clerk-Auditor

APPROVED AS TO FORM:

W Devin Thorpe

Deputy County Attorney

Agenda Date: 05/23/2024 **Agenda Item Number:** 06

Subject:

Consider approval of Resolution No. 2024-017R entering into an Interlocal Agreement with the Washington County Water Conservancy District regarding Red Hills Garden.

Item at-a-glance:

Staff Contact: Shane Moore

Applicant Name: City of St. George

Reference Number: N/A

Address/Location:

175 E 200 N

Item History (background/project status/public process):

The interlocal agreement is an agreement with the Washington County Water Conservancy District for the continuing use and partnership of the Red Hills Garden. This agreement is for 25 years. Staff recommends approval.

Staff Narrative (need/purpose):

The Water Conservancy has invested millions of dollars into the Red Hills Garden. The original agreement was for 25 years and was originated in 2012. The Water Conservancy wants to improve the garden with a substantial financial investment. They will also take over daily cleaning and maintenance of the Red Hills Garden Restroom. In addition to the changes to the restroom maintenance this agreement includes a new 180 day termination clause. The new 25 year term will begin after adoption ot the agreement. This agreement is beneficial for the residents of St. George and the patrons of the Red Hills Garden.

Name of Legal Dept approver: Alicia Carlton Galvany

Budget Impact: No Impact

Recommendation (Include any conditions):

Approval

RESOLUTION NO. _____

A RESOLUTION FOR APPROVING AN INTERLOCAL AGREEMENT BETWEEN THE CITY OF ST. GEORGE AND THE WASHINGTON COUNTY WATER CONSERVANCY DISTRICT REGARDING RED HILLS DESERT GARDEN

WHEREAS, water is a precious and limited resource in Washington County;

WHEREAS, the City of St. George and the Washington County Water Conservancy District have a long history of collaboration educating citizens about water conserving landscape;

WHEREAS, the City of St. George and the Washington County Water Conservancy District have collaborated in the design, construction and operation of the Red Hills Desert Garden ("RHDG") since 2011;

WHEREAS, the Red Hills Desert Garden has become one of the City of St. George's most visited public attractions;

WHEREAS, the Red Hills Desert Garden is a critical community engagement tool for the Washington County Water Conservancy District to promote its mission;

WHEREAS, the Washington County Water Conservancy District has built and maintains improvements with an estimated replacement value of more than $10 million upon the Property;

WHEREAS, the Parties are committed to sustaining and improving the Red Hills Desert Garden through the provision of necessary resources, including but not limited to water, land, utilities, labor, financial and staff support and technical assistance.

NOW, THEREFORE, BE IT RESOLVED, by the City Council of the City of St. George that it authorizes the Mayor to execute the Interlocal Agreement between the City of St. George and the Washington County Water Conservancy District for the Red Hills Desert Garden, attached hereto as Exhibit "A".

PASSED AND ADOPTED by the City Council of the City of St. George this _____ day of _____, 2024.

CITY OF ST. GEORGE:

_____
Michele Randall, Mayor

APPROVED AS TO FORM:
City Attorney's Office

_____
Alicia Carlton, Assistant City Attorney

ATTEST:

_____
Christina Fernandez, City Recorder

VOTING OF CITY COUNCIL:

Councilmember Hughes _____
Councilmember Larkin _____
Councilmember Larsen _____
Councilmember Tanner _____
Councilmember Kemp _____

INTERLOCAL AGREEMENT FOR RED HILLS DESERT GARDEN

This Interlocal Agreement (“Agreement”) is made and entered into this _____ day of _____ 2024, by and between the Washington County Water Conservancy District ("District") and the City of St. George (“City"), collectively referred to herein as the "Parties" and individually as “Party.”

RECITALS

A. WHEREAS, the Parties are authorized by the Utah Interlocal Cooperation Act, as set forth in Title 11, Chapter 13, Utah Code Annotated (UCA) 1953, as amended, to enter into this Agreement;

B. WHEREAS, the Parties are public agencies as defined by the UCA;

C. WHEREAS, water is a precious and limited resource in Washington County;

D. WHEREAS, the City and the District have a long history of collaboration educating citizens about water conserving landscape;

E. WHEREAS, the District and the City have collaborated in the design, construction and operation of the Red Hills Desert Garden (“RHDG”) since 2011;

F. WHEREAS, the Red Hills Desert Garden has become one of the City’s most visited public attractions;

G. WHEREAS, the Red Hills Desert Garden is a critical community engagement tool for the District to promote its mission;

H. WHEREAS, the District has built and maintains improvements with an estimated replacement value of more than $10 million upon the Property;

I. WHEREAS, the Parties are committed to sustaining and improving the RHDG through the provision of necessary resources, including but not limited to water, land, utilities, labor, financial and staff support and technical assistance.

NOW, THEREFORE, in consideration of the mutual covenants set forth herein, the parties agree as follows:

DEFINITIONS

A. Red Hills Desert Garden (RHDG) means the garden of approximately 4 acres jointly developed by the District and the City as described and depicted in Exhibits A and B.

B. Property means real property owned by the City of St. George as described in Exhibit A and B (Red Hills Garden Phase 1) attached hereto and incorporated herein by this reference.

TERMS

l. Mutual Efforts. The City and the District shall apply their mutual efforts to the success of the RHDG by providing the necessary support to the project.

2. The Red Hills Desert Garden has been designed to:

- A. Demonstrate use of practical gardening techniques, designs and plant selections compatible with the climate and terrain of the region.
- B. Provide interpretive signage and events to educate the region's citizens and visitors about resource conservation in landscape design and management.
- C. Highlight the role of urban plantings in sustaining and protecting native wildlife.
- D. Create an overarching educational atmosphere or theme throughout that emphasizes water conservation.

3. Funding and Budget.

- A. City shall provide:
  - i public restroom facilities, water service line, sewer, and sewer line. The City agrees to pay all utility costs associated with operation of the restroom facilities.
  - ii Flowing water to sustain the man-made stream within the RHDG at a flow rate and water quality adequate to sustain and protect the fishes managed within the feature.
  - iii Irrigation water of a type, quality and quantity suitable for the sustenance of the plant material in the garden and appropriately suited to the irrigation system in use.
  - iv Maintenance of driving and parking surfaces used by RHDG visitors.

- B. District shall provide:

i Qualified employees to perform routine maintenance of the plant materials and infrastructure of the RHDG.

ii Routine cleaning services to maintain sanitary conditions for the public restrooms including provision of consumable supplies.

iii Maintenance of the restroom structure.

iv Marketing and promotion for the RHDG and special events hosted by the District.

v Services for collection and removal of refuse associated with the RHDG.

vi Management and oversight of irrigation schedules, modifications and repairs of the irrigation system.

vii Maintenance and repair of all infrastructure except facilities and services maintained by the City.

viii Qualified employees to manage fish populations hosted at the RHDG, including any costs associated with relocation or other disposition of the fish in the event such measures become necessary.

ix All costs associated with special events hosted by the District.

x All utilities and services associated with the RHDG not provided by the City as set forth in section 3(A) of this agreement.

4. Use of Property. City hereby authorizes exclusive use of City Property for operation of the RHDG including appropriate activities approved by the District. The District shall have autonomy over plant selections, planting locations, interpretive signage and other routine matters relating to operation of the RHDG. The District may install signage to publicly signify that the RHDG is operated by the District. City shall maintain the right to use the property, including but not limited to access, maintenance, repair, and installation of City facilities. City shall coordinate its activities with the District. City shall own any and all improvements made to City property. The RHDG and Pioneer Park Loop Road may not be closed or made inaccessible without written permission from City.

5. Construction and Installation of Improvements. The City and the District must mutually approve capital improvements and the following provisions shall apply to the construction and installation of such improvements to the RHDG:

A. All improvements shall be constructed and installed to City specifications and standards and in compliance with all laws.

B. Construction plans, specifications, and other construction documents shall be submitted to City for review and approval according to City's standard procedures.

6. Facility Management. Except as otherwise described, the District shall oversee the operations management of the RHDG such as organizing special events and educational programs. The District is responsible for maintenance of the garden, public restrooms, and supervising District employees that work in the RHDG.

GENERAL PROVISIONS

7. Authorization. Each individual executing this Agreement does represent and warrant to each other so signing that he or she has been duly authorized to sign this Agreement in the capacity and for the entities set forth where he or she so signs.

8. Utah Law to govern. This Agreement has been drawn and executed in the State of Utah. All questions concerning the meaning and intention of any of its terms or its validity shall be determined in accordance with the laws of the State of Utah.

9. Necessary Acts and Cooperation. The parties hereby agree to do any act or thing and to execute any and all instruments required by this Agreement and which are necessary and proper to make effective the provisions of this Agreement.

10. No Third Party Beneficiaries. This Agreement is not intended to be a third-party beneficiary contract for the benefit of any third parties, including but not limited to any customer of any party, and no such persons shall have any cause of action against any party for any failure by that party to make water available as provided in this Agreement, or for any breach or default by any party hereunder. In addition, no third parties shall have any rights hereunder that would, in any way, restrict the parties' right to modify or renew this Agreement at any time or in any manner.

11. Notices. All notices required or permitted under this Agreement must be in writing and shall be deemed sufficiently served if by Registered Mail addressed as follows, unless written notification has been provided designating a different individual or address for notices.

City of St. George:	Washington County Water Conservancy District
175 E. 200 N.	533 E. Waterworks Drive
St. George, UT 84770	St. George, UT 84770
Attn: City Attorney	Attn: General Manager
copy: legal@sgcity.org	copy: info@wcwcd.org

12. Term. The term of this Agreement shall be twenty-five years, commencing on the date the Agreement is made, as set forth above and shall be automatically extended by successive twenty-five-year terms unless terminated as set forth below or by written agreement of the Parties.

13. Indemnity Clause. Each party agrees to indemnify, save harmless, and release the other party and all its officers, agents, volunteers, and employees from and against any and all loss, damages, injury liability, suits, and proceedings arising out of the performance of this contract which are caused in whole or in part by the negligence of the that party s officers, agents, volunteers, or employees, but not for claims arising from the other party's sole negligence. Nothing in this Agreement shall be construed to waive the sovereign immunity of any party.

14. Termination With Cause. This contract may be terminated with cause, in advance of the specified expiration date, by any party, upon 180 days prior written notice being given the other party. Appropriate cause shall be identified in any notice and the notified party must be afforded an opportunity to take or pursue corrective actions to eliminate the cause. Any provisions of this Agreement necessary to meet obligations incurred in connection with funding obtained by any party hereto shall not be terminated until all terms and conditions of the funding obligations have been met. On termination, all accounts and payments will be processed according to the financial arrangements set forth herein for approved budget items rendered to date of termination.

15. Termination Without Cause. After the initial 25 year term, a party may terminate this contract without cause, in advance of the specified expiration date, upon one calendar year prior written notice to the other party. Before invoking termination, the party wishing to terminate must request in writing, a meeting with the other party to discuss the requesting party’s intent to terminate. The requested party must respond within 15 business days of the request, and a meeting held within 15 business days after the response, or at a mutually agreeable date. The purpose of the meeting is for the parties to discuss and attempt resolution of the circumstances, if any, that may be a basis for termination. If the non-requesting party fails to respond within 15 business days, the meeting is not required and the party wishing to terminate may send its one-

year notice. If the parties meet and do not reach resolution or agree to continue this Agreement, the requesting party may invoke the termination. If a party chooses to terminate without cause, the termination must be approved by their governing body.

16. Entire Agreement. This Agreement (including exhibits) constitutes the full understanding and agreement between the parties with regard to the subject matter hereof, and supersedes any and all prior agreements, representations or understandings (whether oral or written or express or implied) made or entered into by either party with respect to the subject matter hereof.

WASHINGTON COUNTY WATER CONSERVANCY DISTRICT

_____
By: Ed Bowler, Chairman

CITY OF ST. GEORGE

_____
By: Michele Randall, Mayor

Attest:

_____
By: Christina Fernandez, City Recorder

Approved as to form:

_____
By: Alicia Carlton, Assistant City Attorney

EXHIBIT A

Red Hills

Beginning at a point being 1M 76.86 Feet North 00°30' 02" East and 2, 134.22 Feet North 89 ° 29'58' west from the SOUTHEAST CORNER, SECTION 1 9s T42S, RI 5Wi SALT LAKE BASE & MERIDIAN, said point also being on the Northerly Right-of-Way line of Red Hills Parkway and on the Easterly side of a entrance road at approximately 350 East; thence nodherly along said entrance road for the following eleven (11) calls, North 10°57'31" East 1 1.14 Feet; thence North 22 ° 2928" East 9.70 Feet; thence North 43° 19'33' East 7.84 Feet; thence Nonh 50 ° 54'33" East 10.31 Feet; thence North 52 °4249" East 2834 Feet; thence North 57 ° 5928" East 22.50 Feet; thence North 53 °3442" East 40.58 Feet; thence North 38°49'02" East 36.31 Feet; thence North 27 ° 59' 30' East 56.15 Feet; thence North 25 ° 28'13' East 49.14 Feet; thence North 23 ° 34' 16" East 43.84 Feet to a point on an existing fence; thence easterly along said fence for the following ten (10) calls. South 77 °0542" East 213 Feet; thence South 75°25 ' 14" East 91.73 Feet; thence South 7C55'36" East 44.02 Feet: thence South 75° 35' 14" East 25.29 Feet: thence South 75 °0318" East 6.97 Feet; thence South 75°3757" East 90.34 Feet: thence South 76 ° 13'44" East 145.08 Feet; thence South 72 °3341" East 55.12 Feet; thence South 81 °4241" East 53.39 Feet; thence South 83 ° 5508" East 62.57 Feet to a point of an existing fence; thence along said fence in a southerly direction for the following two (2) calls, South 14 °06 '41" East 10,64 Feet: thence South 03 °5721 't West 235.21 Feet to a point on said northerly Right-of-Way line: thence westerly along said Right-of-Way line. North 80° 01 '27" VVest. 739.46 Feet to the POINT OF BEGINNING.

Containing 164660.79 Square Feet or 3.78 Acres, more or less.

EXHIBIT **B**

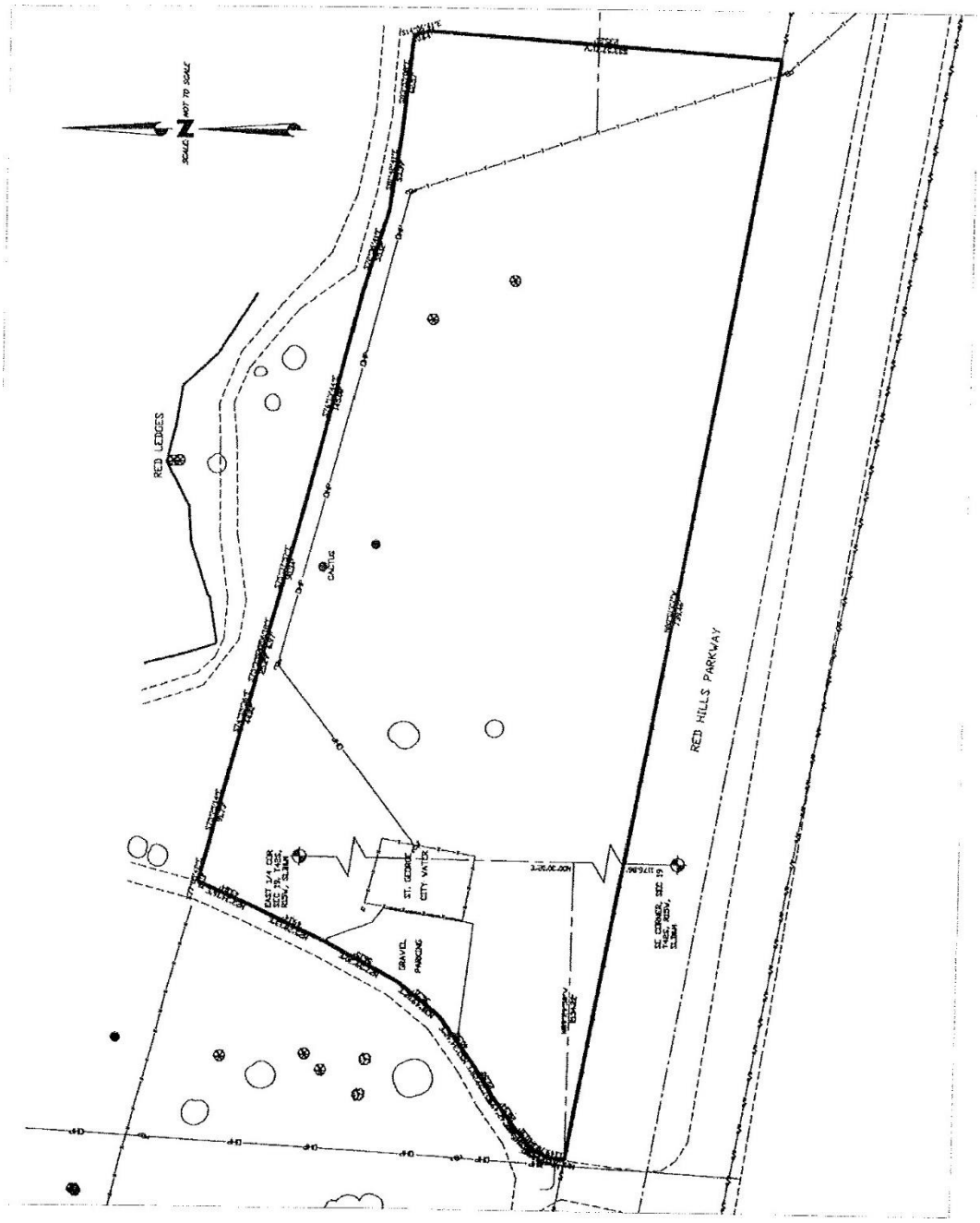
SCALE NOT TO SCALE
N
RED LEDGES
CACTUS
RED HILLS PARKWAY
ST. GEORGE CITY WATER
GRAVEL PARKING

Agenda Date: 05/23/2024 **Agenda Item Number:** 07

Subject:

Consider approval of a Hillside Development permit to allow disturbance in over 20% slope areas. This application is a request to move dirt from the approved Rosewood Townhomes site to the Riverstone site. Case No. 2023-HS-009

Item at-a-glance:

Staff Contact: Mike Hadley

Applicant Name: Tim Stewart

Reference Number: 2023-HS-009

Address/Location:

North of the Tonaquint Intermediate School and Rosewood Townhomes.

Item History (background/project status/public process):

On August 23, 2023, the Hillside committee met on site for the hillside review. The applicant is proposing to move about 120,000 yards of dirt from the approved Rosewood Townhomes which is just south of the proposed location. The hillside committee met onsite and recommended approval of the proposal to move the dirt to this site. One of the discussion items was how to make the dirt blend into the site. The applicant and committee discussed the idea of tiering the dirt. The applicant said that none of the dirt would go above any of the existing mesas on the site. The Hillside committee recommended approval of the transfer of the dirt. The Planning Commission reviewed this on April 9, 2024 and recommended approval to the City Council.

Staff Narrative (need/purpose):

The Riverstone proposal is to move dirt from the proposed Rosewood Townhomes site which is directly south of the proposed area. If the Council decides to approve this proposal it would allow the trucks to move the dirt without having to access the Riverstone location on public roads.

Name of Legal Dept approver: Jami Brackin

Budget Impact: No Impact

Recommendation (Include any conditions):

On April 9, 2024 the Planning Commission reviewed this item and recommended approval to the City Council with the condition that the applicant works with city staff on the long-term maintenance and the aesthetic appearance of the property once the work has been completed so that there is no scarring left.

St.George
Community Development

Hillside Permit

HILLSIDE REVIEW BOARD AGENDA REPORT: **08/23/2023**
PLANNING COMMISSION AGENDA REPORT: **04/09/2024**
CITY COUNCIL AGENDA REPORT: **05/02/2024**

Riverstone Hillside Development Permit (Case No. 2023-HS-009)		
Request:	Hillside Development Permit to allow disturbance of areas in the 20-30%, 30-40% and 40% and above slope areas. This application is a request to move dirt from the approved Rosewood Townhomes site to the Riverstone site.	
Applicant:	Tim Stewart	
Representative:	Tim Stewart	
Location:	North of the Tonaquint Intermediate School and Rosewood Townhomes.	
General Plan:	VLDR (Very Low Density Residential)	
Existing Zoning:	R-1-10 (Single Family Residential 10,000 sq ft lots), R-1-8 (Single Family Residential 8,000 sq ft lots).	
Surrounding Zoning:	North	PD-R (Planned Development Residential).
	South	R-1-8 (Single Family Residential 8,000 sq ft lots).
	East	R-1-10 (Single Family Residential 10,000 sq ft lots). PD-R (Planned Development Residential)
	West	M & G (Mining & Grazing).
Land Area:		

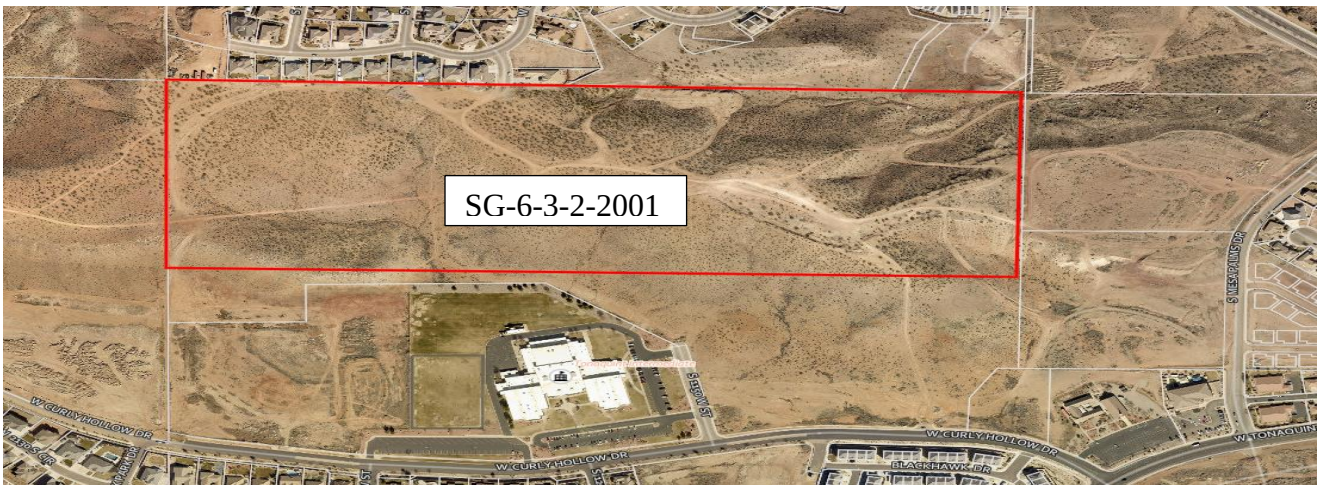

PLANNING COMMISSION

The Planning Commission reviewed this item on April 9, 2024. The Planning Commission recommended approval to the City Council with the condition that the applicant works with city staff on the long-term maintenance and the aesthetic appearance of the property once the work has been completed.

REVIEW

On August 23, 2023, the Hillside committee met on site for the hillside review. The applicant is proposing to move about 120,000 yards of dirt from the approved Rosewood Townhomes which is just south of the proposed location. The hillside committee met onsite and recommended approval of the proposal to move the dirt to this site. One of the discussion items was how to make the dirt blend into the site. The applicant and committee discussed the idea of tiering the dirt. The applicant said that none of the dirt would go above any of the existing mesas on the site. The Hillside committee recommended approval of the transfer of the dirt.

APPLICABLE ORDINANCE(S) *(Selected portions)*

10-13A-1: Density and Disturbance Standards

A. The hillside development overlay zone (HDOZ) limits development densities and provides specific development incentives to transfer underlying zone densities from hillsides (sending areas) to less steep slopes or more safe development areas (receiving areas), within a development.

B. For those portions of a proposed development with natural slopes twenty percent (20%) or less, development density follows the density and development standards in the underlying zone.

C. For those portions of a proposed development with natural slopes from twenty-one percent (21%) to thirty percent (30%), development activity shall not disturb more than thirty percent (30%) of the parcel within this slope category.

D. For those portions of a proposed development with natural slopes from thirty-one percent (31%) to forty percent (40%), development activity shall not disturb more than five percent (5%) of the area within this slope category.

E. A proposed development may not disturb slopes in excess of forty percent (40%).

10-13A-2: Slope and Slope Areas Determined

A. Slope shall be determined for each significant portion of development parcel.

B. *Procedure:* The applicant shall map the location of the natural slope by using the following procedure:

1. *Preparation of Contour Maps:* The applicant shall submit an accurate, current contour map, prepared and certified by a licensed professional engineer or surveyor, which shows all land contours at intervals no greater than five feet (5'), drawn at a one-inch equals one hundred feet (1" = 100') scale maximum.

2. *Verification through Field Surveys:* The city engineer or designee may require the applicant to submit a field survey to verify the accuracy of the contour map.

C. *Determination of Slope Areas:* Using the contour map, natural slopes shall be calculated using points identified as natural slopes of twenty percent (20%), thirty percent (30%), and forty percent (40%), and shall be located on the contour map and connected by a continuous line. That area bounded by said lines and intersecting property lines shall be used for determining project density. Small washes or outcrops, which have slopes distinctly different from surrounding property, and are not part of the contiguous topography, may be excluded from the slope determination.

EXHIBITS PROVIDED

1. Exhibit A – Mass Grading Plan
   "Exhibit A" in the packet shows the grading plan.

2. Exhibit B – Slope Analysis
   "Exhibit B" in the packet is an analysis of the slope.

RECOMMENDATION

The Planning Commission recommended approval of the Riverstone Hillside project.

General Plan – VLDR-Very Low Density Residential

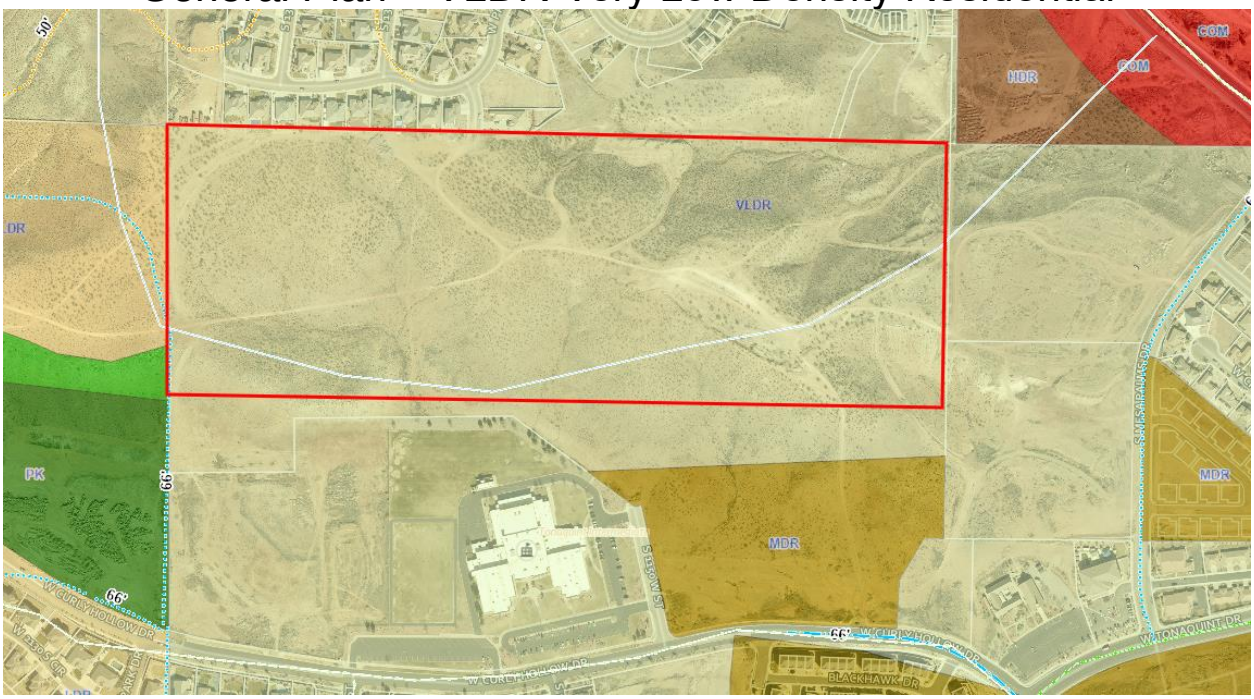

Zoning – R-1-10-(Single Family Residential 10,000 sq ft lots) & R-1-1-8 (Single Family Residential 8,000 sq ft lots.)

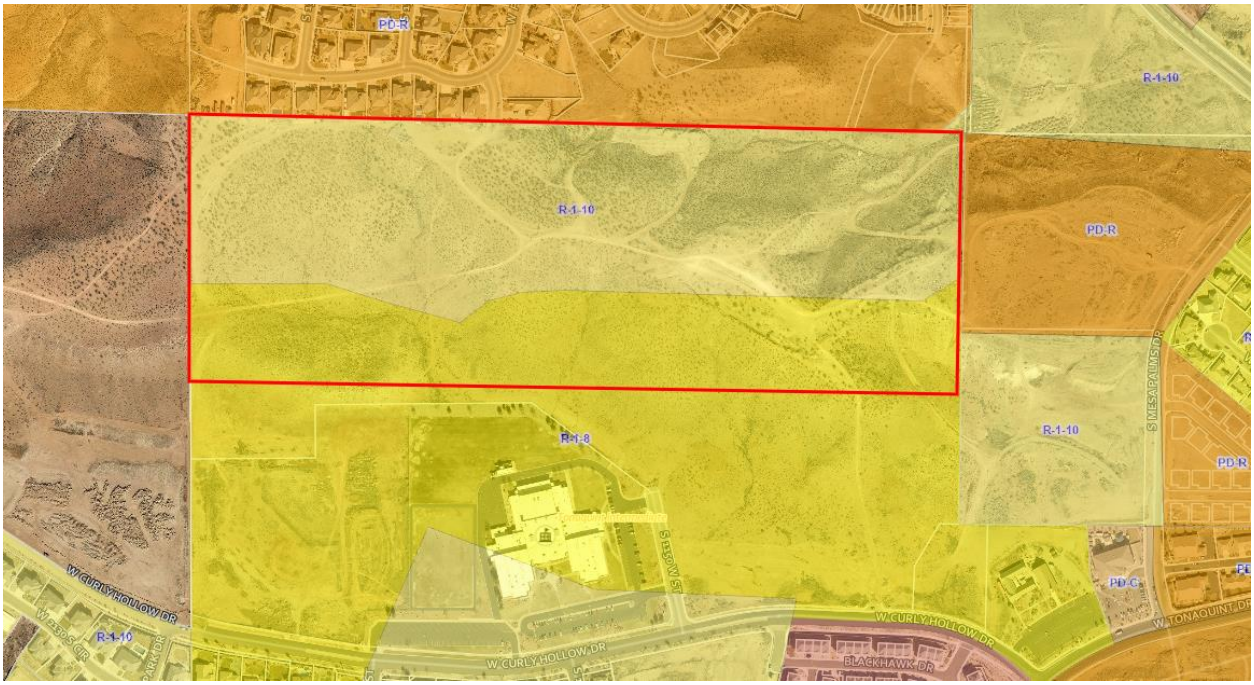

EXHIBIT A
Mass Grading Plan

EXHIBIT B
Slope Analysis Map

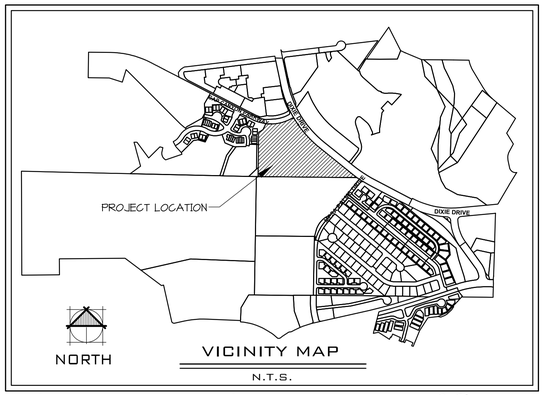

GRADING NOTES:

1. ALL EXCAVATIONS AND GRADING SHALL BE IN ACCORDANCE WITH THE REQUIREMENTS OF THE CITY OF ST. GEORGE, SPECIFICALLY APPENDIX 33 OF THE "UNIFORM BUILDING CODE," 1994 EDITION FOR FEE SCHEDULES, APPENDIX K OF THE "UTAH UNIFORM BUILDING STANDARD ACT RULES" FOR GRADING, EXCAVATION AND EARTHWORK CONSTRUCTION AND THE SPECIFICATIONS AND REQUIREMENTS INCLUDED IN THE GEOTECHNICAL STUDY PREPARED BY LANDMARK TESTING & ENGINEERING, 745 EAST FACTORY DRIVE, ST. GEORGE, UTAH 84790.

2. THE CONTRACTOR SHALL PROVIDE SUITABLE EQUIPMENT TO CONTROL DUST AND AIR POLLUTION CAUSED BY CONSTRUCTION OPERATIONS. THE CONTRACTOR SHALL ALSO PROVIDE SUITABLE MUD AND DIRT CONTAINMENT TO MAINTAIN THE WORK SITE, ACCESS ROADWAYS AND ADJACENT PROPERTIES IN A CLEAN CONDITION.

3. ALL IMPORTED STRUCTURAL FILL SHALL BE APPROVED BY THE GEOTECHNICAL ENGINEER PRIOR TO DELIVERY TO THE SITE. ALL STRUCTURAL FILL SHALL BE PLACED IN 8 INCH LOOSE HORIZONTAL LIFTS AND COMPACTED TO A MINIMUM OF 95 PERCENT OF MAXIMUM DRY DENSITY (ASTM D-1557).

4. ALL EXCAVATIONS, GRADING AND FILL OPERATIONS WITHIN THE BUILDING AREA SHOULD BE OBSERVED BY THE GEOTECHNICAL ENGINEER TO VERIFY SUB-SOIL CONDITIONS AND DETERMINE ADEQUACY OF SITE PREPARATION, SUITABILITY OF FILL MATERIALS AND COMPLIANCE WITH COMPACTION REQUIREMENTS.

811 Know what's below. Call before you dig.

NOTICE:
EXISTING UTILITIES ARE SHOWN ON PLANS FOR THE CONVENIENCE OF THE CONTRACTOR ONLY. IT IS THE CONTRACTOR'S RESPONSIBLE TO LOCATE AND PROTECT ALL UTILITIES DURING CONSTRUCTION. THE ENGINEER REGARD NO RESPONSIBILITY FOR UTILITIES NOT SHOWN OR SHOWN INCORRECTLY.

LEGEND

- EXISTING CONT-MJR
- EXISTING CONT-MNR
- PROPOSED CONT-MJR
- PROPOSED CONT-MNR

AREA 1 EARTHWORK VOLUMES:

28,033	(C) CU. YD. CUT
60	(F) CU. YD. FILL
27,973	(C) CU. YD. NET

THE EARTHWORK CUT AND FILL VOLUMES SHOWN ON THIS PLAN ARE BASED ON THE VOLUME DIFFERENCES BETWEEN TWO DIGITAL TERRAIN MODELS (DTMs), OR SURFACES: THE EXISTING GROUND SURFACE AND THE PROPOSED FINISHED GROUND SURFACE. THIS COMPARISON IS PRESENTED FOR REFERENCE ONLY AS THE FIRST STEP IN THE PROCESS OF PERFORMING THOROUGH EARTHWORK CALCULATIONS AND DOES NOT REFLECT OR REPRESENT A FINAL ESTIMATE OF ACTUAL EARTH TO BE MOVED. UPON REVIEW OF THE GEO-TECHNICAL REPORT, THE CONTRACTOR RESPONSIBLE FOR EXCAVATION SHALL ACCOUNT FOR OVER-EXCAVATION, SCARIFYING, AND ADJUSTMENT FOR ALL IMPROVEMENTS NOT ACCOUNTED FOR IN THE FINISHED GROUND SURFACE; INCLUDING LANDSCAPING, BULKING AND/OR SHRINKAGE OF MATERIAL, IMPORT OF BEDDING MATERIAL AND OTHER MATERIALS, EXCAVATION AND COMPACTION OF UTILITY TRENCHES, AND OTHER FACTORS TO MAKE A FINAL DETERMINATION OF THE TOTAL EARTHWORK REQUIRED FOR THE PROJECT. IN SOME CASES, ADDITIONAL CONSULTATIONS WITH THE GEO-TECHNICAL ENGINEER AND CIVIL ENGINEER MAY BE REQUIRED.

AREA 2 EARTHWORK VOLUMES:

171,903	(F) CU. YD. FILL
353	(C) CU. YD. CUT
171,550	(F) CU. YD. NET

THE EARTHWORK CUT AND FILL VOLUMES SHOWN ON THIS PLAN ARE BASED ON THE VOLUME DIFFERENCES BETWEEN TWO DIGITAL TERRAIN MODELS (DTMs), OR SURFACES: THE EXISTING GROUND SURFACE AND THE PROPOSED FINISHED GROUND SURFACE. THIS COMPARISON IS PRESENTED FOR REFERENCE ONLY AS THE FIRST STEP IN THE PROCESS OF PERFORMING THOROUGH EARTHWORK CALCULATIONS AND DOES NOT REFLECT OR REPRESENT A FINAL ESTIMATE OF ACTUAL EARTH TO BE MOVED. UPON REVIEW OF THE GEO-TECHNICAL REPORT, THE CONTRACTOR RESPONSIBLE FOR EXCAVATION SHALL ACCOUNT FOR OVER-EXCAVATION, SCARIFYING, AND ADJUSTMENT FOR ALL IMPROVEMENTS NOT ACCOUNTED FOR IN THE FINISHED GROUND SURFACE; INCLUDING LANDSCAPING, BULKING AND/OR SHRINKAGE OF MATERIAL, IMPORT OF BEDDING MATERIAL AND OTHER MATERIALS, EXCAVATION AND COMPACTION OF UTILITY TRENCHES, AND OTHER FACTORS TO MAKE A FINAL DETERMINATION OF THE TOTAL EARTHWORK REQUIRED FOR THE PROJECT. IN SOME CASES, ADDITIONAL CONSULTATIONS WITH THE GEO-TECHNICAL ENGINEER AND CIVIL ENGINEER MAY BE REQUIRED.

DATE: 3/19/24
JOB NO.: 13214-22-002
DESIGNED BY: DMH
CHECKED BY: JWB
DWG: CLAY FILL PLAN

REVISIONS | DATE

ROSENBERG ASSOCIATES
CIVIL ENGINEERS • LAND SURVEYORS
352 East Riverside Drive, Suite A-2
St. George, Utah 84790
Ph (435) 673-8586 Fx (435) 673-8397
www.racivil.com

MASS GRADING PLAN
FOR
SG-6-3-2-2001
ST. GEORGE
UTAH

PROFESSIONAL ENGINEER
JARED W. GATES
3/19/2024
STATE OF UTAH
9888

SHEET
1
1 OF 4 SHEETS

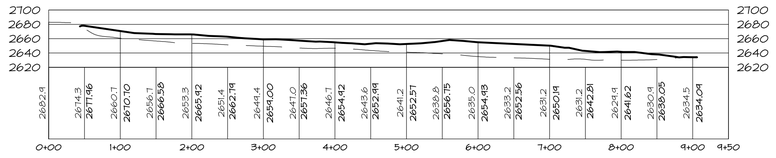

SECTION A-A

HORIZ. SCALE = 1" = 100'
VER. SCALE = 1" = 100'

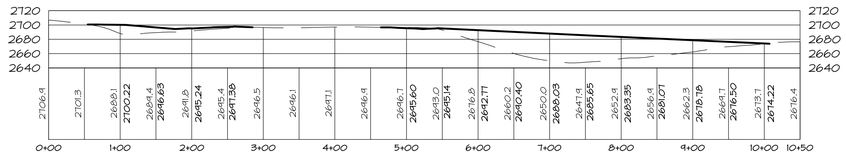

SECTION B-B

HORIZ. SCALE = 1" = 100'
VER. SCALE = 1" = 100'

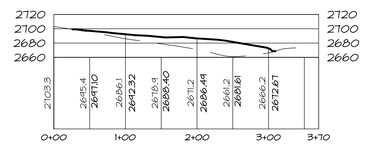

SECTION C-C

HORIZ. SCALE = 1" = 100'
VER. SCALE = 1" = 100'

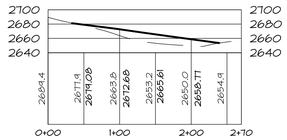

SECTION D-D

HORIZ. SCALE = 1" = 100'
VER. SCALE = 1" = 100'

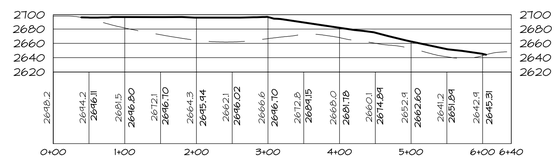

SECTION E-E

HORIZ. SCALE = 1" = 100'
VER. SCALE = 1" = 100'

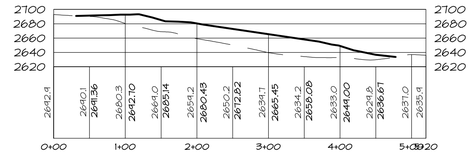

SECTION F-F

HORIZ. SCALE = 1" = 100'
VER. SCALE = 1" = 100'

DATE:	3/19/24
JOB NO.:	13214-22-002
DESIGNED BY:	DMH
CHECKED BY:	JWB
DWG:	CLAY FILL PLAN

REVISIONS | DATE

ROSENBERG ASSOCIATES
CIVIL ENGINEERS • LAND SURVEYORS
352 East Riverside Drive, Suite A-2
St. George, Utah 84790
Ph (435) 673-8586 Fx (435) 673-8397
www.racivil.com

GRADING CROSS SECTIONS
FOR
SG-6-3-2-2001
ST. GEORGE
UTAH

PROFESSIONAL ENGINEER
JARED W. BATES
3/19/2024
NO. 7886812
STATE OF UTAH

SHEET
2
2 OF 4 SHEETS

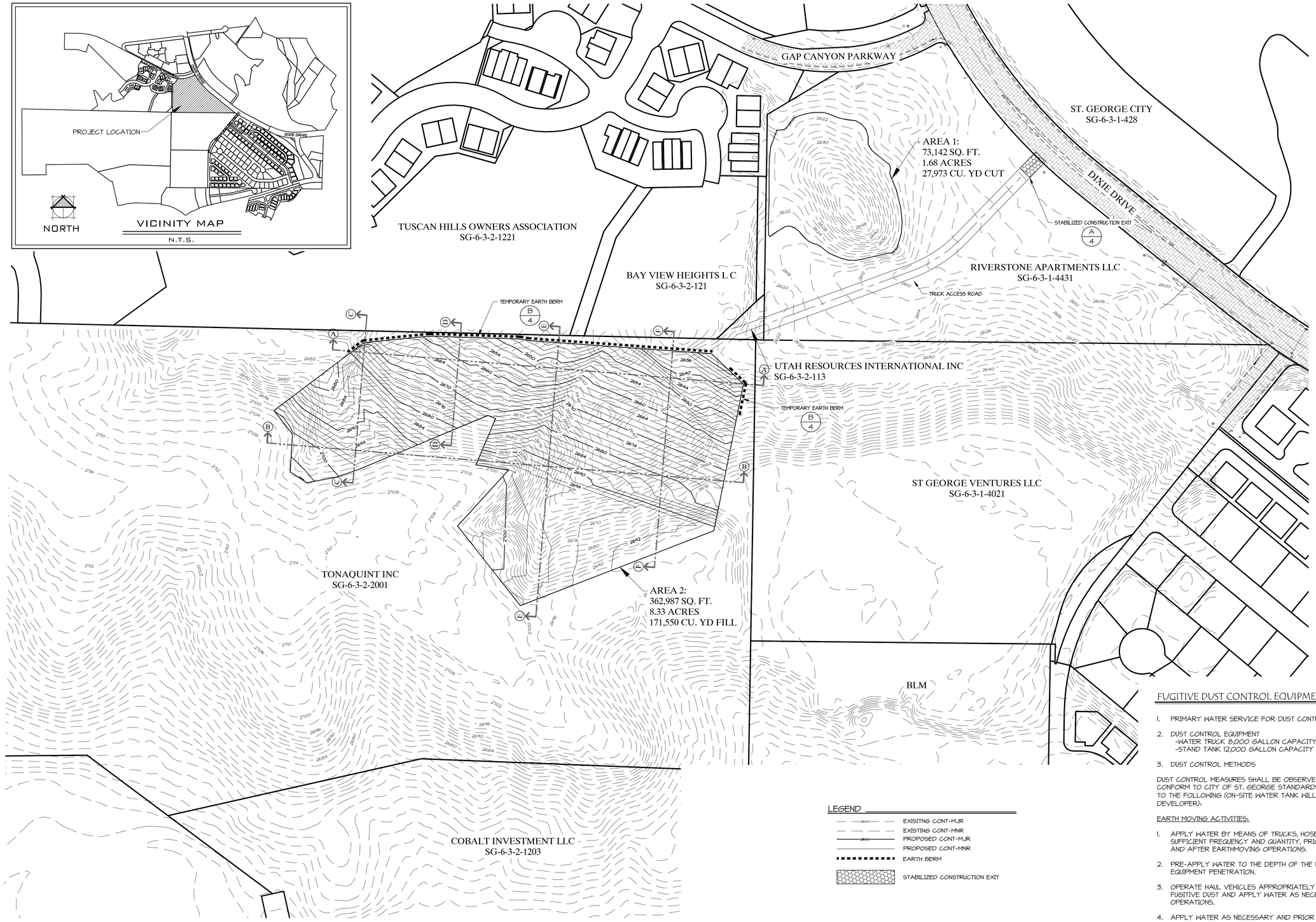

Know what's below. Call before you dig.

NOTICE:
EXISTING UTILITIES ARE SHOWN ON PLANS FOR THE CONVENIENCE OF THE CONTRACTOR ONLY. THE CONTRACTOR IS RESPONSIBLE FOR THE LOCATION AND PROTECTION OF ALL UTILITIES. THE ENGINEER BEARS NO RESPONSIBILITY FOR UTILITIES NOT SHOWN OR SHOWN INCORRECTLY.

LEGEND

- EXISITNG CONT-MJR
- EXISTING CONT-MNR
- PROPOSED CONT-MJR
- PROPOSED CONT-MNR
- EARTH BERM
- STABILIZED CONSTRUCTION EXIT

FUGITIVE DUST CONTROL EQUIPMENT + METHODS

1. PRIMARY WATER SERVICE FOR DUST CONTROL - TBD
2. DUST CONTROL EQUIPMENT
   -WATER TRUCK 8,000 GALLON CAPACITY OR
   -STAND TANK 12,000 GALLON CAPACITY
3. DUST CONTROL METHODS

DUST CONTROL MEASURES SHALL BE OBSERVED AT ALL TIMES AND MUST CONFORM TO CITY OF ST. GEORGE STANDARDS, INCLUDING BUT NOT LIMITED TO THE FOLLOWING (ON-SITE WATER TANK WILL BE PROVIDED BY THE DEVELOPER):

EARTH MOVING ACTIVITIES:

1. APPLY WATER BY MEANS OF TRUCKS, HOSES AND/OR SPRINKLERS, AT SUFFICIENT FREQUENCY AND QUANTITY, PRIOR TO CONDUCTING, DURING, AND AFTER EARTHMOVING OPERATIONS.
2. PRE-APPLY WATER TO THE DEPTH OF THE PROPOSED CUTS OR EQUIPMENT PENETRATION.
3. OPERATE HAUL VEHICLES APPROPRIATELY IN ORDER TO MINIMIZE FUGITIVE DUST AND APPLY WATER AS NECESARY DURING LOADING OPERATIONS.
4. APPLY WATER AS NECESSARY AND PRIOR TO EXPECTED WIND EVENTS.

DISTURBED SURFACE AREAS OR INACTIVE CONSTRUCTION SITES:

5. WHEN ACTIVE CONSTRUCTION OPERATIONS HAVE CEASED, APPLY WATER AT SUFFICIENT FREQUENCY AND QUANTITY TO DEVELOP A SURFACE CRUST, AND PRIOR TO EXPECTED WIND EVENTS.
6. INSTALL FENCING-BARRIER AND/OR "NO TRESPASSING" SIGNS TO PREVENT ACCESS TO DISTURBED SURFACE AREAS.

24 HOUR CONTACT: TBD

DATE:	3/19/24
JOB NO.:	13214-22-002
DESIGNED BY:	DMH
CHECKED BY:	JWB
DWG:	CLAY FILL PLAN

REVISIONS | DATE

ROSENBERG ASSOCIATES
CIVIL ENGINEERS • LAND SURVEYORS
352 East Riverside Drive, Suite A-2
St. George, Utah 84790
Ph (435) 673-8586 Fx (435) 673-8397
www.racivil.com

EROSION CONTROL PLAN
FOR
SG-6-3-2-2001
ST. GEORGE
UTAH

PROFESSIONAL ENGINEER
JARED W. BATES
3/19/2024
NO. 7886813
STATE OF UTAH

SHEET
3
3 OF 4 SHEETS

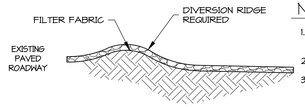

NOTES:

1. THE ENTRANCE SHALL BE MAINTAINED IN A CONDITION THAT WILL PREVENT TRACKING OR FLOWING OF SEDIMENT ONTO PUBLIC RIGHTS-OF-WAY. THIS MAY REQUIRE TOP DRESSING, REPAIR, AND/OR CLEANOUT OF ANY MEASURES USED TO TRAP SEDIMENT.
2. WHEN NECESSARY, WHEELS SHALL BE CLEANED PRIOR TO ENTRANCE ONTO PUBLIC RIGHT-OF-WAY.
3. WASHING IS REQUIRED, IT SHALL BE DONE ON AN AREA STABILIZED WITH CRUSHED STONE THAT DRAINS INTO AN APPROVED SEDIMENT RAP OR SEDIMENT BASIN. TEMPORARY GRAVEL CONSTRUCTION ENTRANCE/EXIT.

SECTION A-A

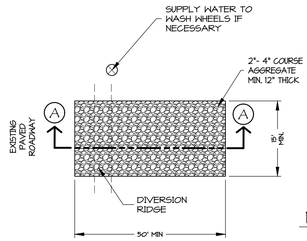

PLAN VIEW

CONSTRUCTION SPECIFICATIONS:

1. THE AGGREGATE SIZE FOR CONSTRUCTION OF THE PAD SHALL BE 2 TO 4 INCH STONE. PLACE GRAVEL TO THE SPECIFIC GRADE AND DIMENSIONS SHOWN ON THE PLANS, AND SMOOTH IT. USE GEOTEXTILE FABRICS, IF NECESSARY, TO IMPROVE STABILITY OF THE FOUNDATION IN LOCATIONS SUBJECT TO SEEPAGE OR HIGH WATER TABLE. THE WIDTH OF THE PAD SHALL NOT BE LESS THAN THE FULL WIDTH OF ALL POINTS OF INGRESS OR EGRESS AND IN ANY CASE SHALL NOT BE LESS THAN 12 FEET WIDE. THE LENGTH OF THE PAD SHALL BE REQUIRED, BUT NOT LESS THAN 50 FEET.
2. LOCATE CONSTRUCTION ENTRANCES AND EXITS TO LIMIT SEDIMENT LEAVING THE SITE AND TO PROVIDE FOR MAXIMUM UTILITY BY ALL CONSTRUCTION VEHICLES, AVOID ENTRANCES WHICH HAVE STEEP GRADES AND ENTRANCES AT CURVES IN PUBLIC ROADS. THE ENTRANCE SHALL BE MAINTAINED IN A CONDITION THAT WILL PREVENT TRACKING OR FLOWING OF SEDIMENT ONTO PUBLIC RIGHT-OF-WAYS. THIS MAY REQUIRE PERIODIC TOP DRESSING WITH ADDITIONAL STONE AS CONDITIONS DEMAND, AND REPAIR AND/OR CLEANOUT OF ANY MEASURES USED TO TRAP SEDIMENT. ALL SEDIMENT SPILLED, DROPPED, WASHED, OR TRACKED ONTO PUBLIC RIGHT-OF-WAY SHALL BE REMOVED IMMEDIATELY. PROVIDE DRAINAGE TO CARRY WATER TO A SEDIMENT TRAP OR OTHER SUITABLE OUTLET. WHEN NECESSARY, WHEELS SHALL BE CLEANED TO REMOVE SEDIMENT PRIOR TO ENTRANCE ONTO PUBLIC RIGHT-OF-WAY. WHEN WASHING IS REQUIRED, IT SHALL BE DONE ON AN AREA STABILIZED WITH CRUSHED STONE THAT DRAINS INTO AN APPROVED SEDIMENT TRAP OR SEDIMENT BASIN. ALL SEDIMENT SHALL BE PREVENTED FROM ENTERING ANY STORM DRAIN, DITCH OR WATERCOURSE THROUGH USE OF SAND BAGS, GRAVEL, STRAW BALES, OR OTHER APPROVED METHODS.

MAINTENANCE:

1. MAINTAIN THE GRAVEL PAD IN A CONDITION TO PREVENT MUD OR SEDIMENT FROM LEAVING THE CONSTRUCTION SITE. REPLACE GRAVEL MATERIAL WHEN SURFACE VOIDS ARE VISIBLE. AFTER EACH RAINFALL, INSPECT ANY STRUCTURE USED TO TRAP SEDIMENT AND CLEAN IT OUT AS NECESSARY. IMMEDIATELY REMOVE ALL OBJECTIONABLE MATERIALS SPILLED, WASHED, OR TRACKED ONTO PUBLIC ROADWAYS. REMOVE ALL SEDIMENT DEPOSITED ON PAVED ROADWAYS WITHIN 24 HOURS.

A – STABILIZED CONSTRUCTION EXIT

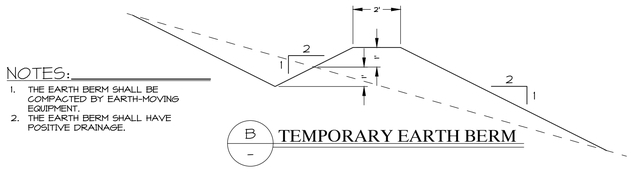

NOTES:

1. THE EARTH BERM SHALL BE COMPACTED BY EARTH-MOVING EQUIPMENT.
2. THE EARTH BERM SHALL HAVE POSITIVE DRAINAGE.

B – TEMPORARY EARTH BERM

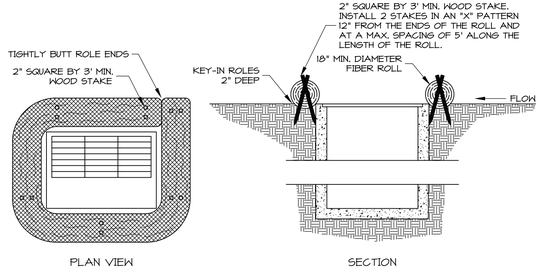

NOTE:

1. KEY-IN FIBER ROLLS 12" DEEP AROUND THE PERIMETER OF THE DROP INLET STRUCTURE AND STAKE AS SHOWN.
2. OVERLAP THE ENDS OF THE FIBER ROLL AT LEAST 18".
3. IN MEDIAN AREAS, CONSTRUCT SO THAT THE TOPS OF THE ROLLS ARE NOT HIGHER THAN THE ADJACENT ROADWAY.
4. MAINTAIN A PROPERLY FUNCTIONING FIBER LOG BARRIER THROUGHOUT CONSTRUCTION OR UNTIL DISTURBED AREAS CONTRIBUTING TO THE INLET HAVE BEEN PAVED OR VEGETATED.
5. REMOVE SEDIMENT AS IT ACCUMULATES AND PLACE IT IN A STABLE AREA APPROVED BY THE ENGINEER.

C – DROP INLET PROTECTION

EROSION & SEDIMENTATION CONTROL NOTES:

1. AT ALL TIMES DURING CONSTRUCTION, THE CONTRACTOR SHALL BE RESPONSIBLE FOR PREVENTING AND CONTROLLING EROSION DUE TO WIND AND RUNOFF. THE CONTRACTOR SHALL ALSO BE RESPONSIBLE FOR MAINTAINING EROSION CONTROL FACILITIES SHOWN.

2. THE CONTRACTOR SHALL REMOVE LITTER, CONSTRUCTION DEBRIS, AND CONSTRUCTION CHEMICALS EXPOSED TO STORM WATER, FROM THE SITE ON A DAILY BASIS, OR AS A MINIMUM, PRIOR TO AN ANTICIPATED STORM EVENT; OR OTHERWISE PREVENT SUCH MATERIAL FROM BECOMING A POLLUTANT SOURCE FOR STORM WATER DISCHARGES.

3. CONTRACTOR SHALL USE VEHICLE TRACKING CONTROL AT ALL LOCATIONS WHERE VEHICLE WILL ENTER OR EXIT THE SITE. VEHICLE TACKING CONTROL FACILITIES, SILT FENCE, EARTHEN BERM, AND INLET PROTECTION WILL BE MAINTAINED WHILE CONSTRUCTION IS IN PROGRESS, MOVED WHEN NECESSARY FOR PHASING OF THE WORK , UNTIL AL WORK IS COMPLETE.

4. THE CONTRACTOR SHALL BE RESPONSIBLE FOR KEEPING STREETS CLEAN OF DEBRIS FROM TRAFFIC FROM THE SITE. IF SEDIMENT ESCAPES THE CONSTRUCTION SITE, THE CONTRACTOR SHALL REMOVE OFF-SITE ACCUMULATIONS OF SEDIMENT IMMEDIATELY TO MINIMIZE OFFSITE IMPACTS. AT NO TIME SHALL SEDIMENT BE WASHED DOWN UNPROTECTED INLETS INTO THE CITY STORM SEWER SYSTEM.

5. CONTRACTOR SHALL BE RESPONSIBLE FOR CLEANING DRAINAGE AND EROSION CONTROL FACILITIES AS REQUIRED, AND SHALL REMOVE SEDIMENT FORM SEDIMENT TRAPS OR PONDS WHEN THE DESIGN CAPACITY HAS BEEN REDUCED BY 50%

6. EXCEPT AS PROVIDED IN (A), (B) AND (C) BELOW, THE CONTRACTOR SHALL INITIATE STABILIZATION MEASURES AS SOON AS PRACTICABLE IN PORTIONS OF THE SITE WHERE CONSTRUCTION ACTIVITIES HAVE TEMPORARILY OR PERMANENTLY CEASED, BUT IN NO CASE MORE THAN 14 DAYS AFTER THE CONSTRUCTION ACTIVITY IN THAT PORTION OF THE SITE HAS TEMPORARILY OR PERMANENTLY CEASED.

   (A) WHERE THE INITIATION OF STABILIZATION MEASURES BY THE 14TH DAY AFTER CONSTRUCTION ACTIVITY TEMPORARILY OR PERMANENTLY CEASE IS PRECLUDED BY SNOW COVER OR FROZEN GROUND CONDITIONS, STABILIZATION MEASURES SHALL BE INITIATED AS SOON AS PRACTICABLE.
   (B) WHERE CONSTRUCTION ACTIVITY ON A PORTION OF THE SITE IS TEMPORARILY CEASED, AND EARTH DISTURBING ACTIVITIES WILL BE RESUMED WITHIN 21 DAYS, TEMPORARY STABILIZATION MEASURES DO NOT HAVE TO BE INITIATED ON THAT PORTION OF THE SITE.
   (C) IN ARID AREAS (AREAS WITH AN AVERAGE ANNUAL RAINFALL OF 0-10 INCHES), SEMI-ARID AREAS (AREAS WITH AN AVERAGE ANNUAL RAINFALL OF 10 TO 20 INCHES), AND AREAS EXPERIENCING DROUGHTS WHERE THE INITIATION OF STABILIZATION MEASURES BY THE 14TH DAY AFTER CONSTRUCTION ACTIVITY HAS TEMPORARILY OR PERMANENTLY CEASED IS PRECLUDED BY SEASONAL ARID CONDITIONS, STABILIZATION SHALE BE INITIATED AS SOON AS PRACTICABLE.

7. EROSION CONTROL STRUCTURES BELOW SODDED AREAS MAY BE REMOVED ONCE SOD AND FINAL LANDSCAPING IS IN PLACE. EROSION CONTROL STRUCTURES BELOW SEEDED AREAS MUST REMAIN IN PLACE UNTIL THE ENTIRE AREA HAS ESTABLISHED A MATURE COVERING OF HEALTHY VEGETATION. EROSION CONTROL IN PROPOSED PAVED AREAS SHALL REMAIN IN PLACE UNTIL PAVEMENT IS COMPLETE.

8. NOT USED

9. ADDITIONAL EROSION CONTROL MEASURES MAY BE REQUIRED DUE TO UNFORESEEN PROBLEMS OR IF THE PLAN DOES NOT FUNCTION AS INTENDED. A REPRESENTATIVE OF THE CITY OF SANTA CLARA PUBLIC WORKS DEPARTMENT MAY REQUIRE ADDITIONAL CONTROL DEVICES UPON INSPECTION OF PROPOSED FACILITIES

10. THIS PLAN IS ONLY TO BE USED FOR INSTALLATION OF EROSION CONTROL FACILITIES. DO NOT USE THIS PLAN FOR FINISH GRADING OR STORM SEWER CONSTRUCTION. PLEASE NOTE THAT CONTOURS SHOWN ON THIS PLAN ARE FINISH GRADES.

11. THE CONTRACTOR SHALL AMEND THE STORM WATER MANAGEMENT PLAN (SWPPP) WHENEVER:

   (A) THERE IS A CHANGE IN DESIGN, CONSTRUCTION, OPERATION, OR MAINTENANCE, WHICH HAS A SIGNIFICANT EFFECT ON THE DISCHARGE OF POLLUTANTS TO THE WATERS OF THE STATE AND WHICH HAS NOT OTHERWISE BEEN ADDRESSED IN THE PLAN;
   (B) INSPECTIONS OR INVESTIGATIONS BY SITE OPERATORS, LOCAL, STATE OR FEDERAL OFFICIALS INDICATE THE SWPPP IS PROVING INEFFECTIVE IN ELIMINATING OR SIGNIFICANTLY MINIMIZING POLLUTANTS FROM SOURCES IDENTIFIED UNDER PART III.D.1. OF THE PERMIT, OR IS OTHERWISE NOT ACHIEVING THE GENERAL OBJECTIVES OF CONTROLLING POLLUTANTS IN STORM WATER DISCHARGES ASSOCIATED WITH CONSTRUCTION ACTIVITY
   (C) A NEW CONTRACTOR AND/OR SUBCONTRACTOR WILL IMPLEMENT A MEASURE OF THE SWPPP IN ORDER TO IDENTIFY THEIR ROLE AND RESPONSIBILITY FOR THE SWPPP. AMENDMENTS TO THE PLAN MAY BE REVIEWED BY THE EXECUTIVE SECRETARY (OR AUTHORIZED REPRESENTATIVE) IN THE SAME MANNER AS PART III.B.2. OF THE PERMIT.

12. THE CONTRACTOR SHALL KEEP A RECORD OF THE DATES WHEN MAJOR GRADING ACTIVITIES OCCUR, WHEN CONSTRUCTION ACTIVITIES TEMPORARILY OR PERMANENTLY CEASE ON A PORTION OF THE SITE, AND WHEN STABILIZATION MEASURES ARE INITIATED, AND INCLUDE THIS INFORMATION IN THE SWPPP.

13. THE TOTAL AREA TO BE DISTURBED CONTAINS 8.33 ACRES.

14. PROJECT SITE IS TRIBUTARY TO THE SANTA CLARA RIVER.

15. THERE ARE NO EXISTING WATER SURFACE FEATURES AFFECTED BY THIS PROJECT.

16. DUST CONTROL-CONSTRUCTION TRAFFIC MUST ENTER AND EXIT THE SITE AT THE STABILIZED CONSTRUCTION EXIT. THE PURPOSE IS TO TRAP DUST AND MUD THAT WOULD OTHERWISE BE CARRIED OFF-SITE BY CONSTRUCTION TRAFFIC.

17. WATER TRUCKS WILL BE USED AS NEEDED DURING CONSTRUCTION TO REDUCE DUST GENERATED ON THE SITE. DUST CONTROL MUST BE PROVIDED BY THE GENERAL CONTRACTOR TO A DEGREE THAT IS ACCEPTABLE TO THE CONSTRUCTION MANAGER OR ON-SITE OWNER REPRESENTATIVE, AND IN COMPLIANCE WITH APPLICABLE LOCAL AND STATE DUST CONTROL REGULATIONS. AFTER CONSTRUCTION, THE SITE WILL BE PERMANENTLY STABILIZED (AS DESCRIBED ELSEWHERE), WHICH WILL REDUCE THE POTENTIAL FOR DUST GENERATION.

18. BETWEEN THE TIME THE SWPPP IS IMPLEMENTED AND FINAL SITE STABILIZATION IS ACHIEVED, ALL DISTURBED AREAS AND POLLUTANT CONTROLS MUST BE INSPECTED AT LEAST ONCE EVERY SEVEN CALENDAR DAYS AND WITHIN 24 HOURS FOLLOWING A RAINFALL OF 0.25 INCHES OR GREATER. THE PURPOSE OF SITE INSPECTIONS IS TO ASSESS PERFORMANCE OF POLLUTANT CONTROLS. THE GENERAL CONTRACTOR'S DESIGNATED REPRESENTATIVE WILL CONDUCT THE INSPECTIONS. BASED ON THESE INSPECTIONS, THE GENERAL CONTRACTOR WILL DECIDE WHETHER IT IS NECESSARY TO MODIFY THIS SWPPP, ADD OR RELOCATE SEDIMENT BARRIERS, OR WHATEVER ELSE MAY BE NEEDED IN ORDER TO PREVENT POLLUTANTS FROM LEAVING THE SITE VIA STORM WATER RUNOFF. THE GENERAL CONTRACTOR HAS THE DUTY TO CAUSE POLLUTANT CONTROL MEASURES TO BE REPAIRED, MODIFIED, MAINTAINED, SUPPLEMENTED, OR WHATEVER ELSE IS NECESSARY IN ORDER TO ACHIEVE EFFECTIVE POLLUTANT CONTROL.

   EXAMPLES OF PARTICULAR ITEMS TO EVALUATE DURING SITE INSPECTIONS ARE LISTED BELOW. THIS LIST IS NOT INTENDED TO BE COMPREHENSIVE. DURING EACH INSPECTION THE INSPECTOR MUST EVALUATE OVERALL POLLUTANT CONTROL SYSTEM PERFORMANCE AS WELL AS PARTICULAR DETAILS OF INDIVIDUAL SYSTEM COMPONENTS. ADDITIONAL FACTORS SHOULD BE CONSIDERED AS APPROPRIATE TO THE CIRCUMSTANCES.

   (A) LOCATIONS WHERE VEHICLES ENTER AND EXIT THE SITE MUST BE INSPECTED FOR EVIDENCE OF OFF-SITE SEDIMENT TRACKING. A STABILIZED CONSTRUCTION EXIT WILL BE CONSTRUCTED WHERE VEHICLES EXIT AND ENTER THE PROJECT. THIS EXIT WILL BE MAINTAINED OR SUPPLEMENTED AS NECESSARY TO PREVENT SEDIMENT FORM LEAVING THE SITE ON VEHICLES.
   (B) SEDIMENT BARRIERS AND FENCES MUST BE INSPECTED AND, IF NECESSARY, THEY MUST BE ENLARGED OR CLEANED IN ORDER TO PROVIDE ADDITIONAL CAPACITY. ALL MATERIAL EXCAVATED FROM BEHIND SEDIMENT BARRIERS WILL BE STOCKPILED ON THE UP SLOPE SIDE. ADDITIONAL SEDIMENT BARRIERS / FENCES SHALL BE INSTALLED AS NEEDED.
   (C) INSPECTIONS WILL EVALUATE DISTURBED AREAS AND AREAS USED FOR STORING MATERIALS WHICH ARE EXPOSED TO RAINFALL FOR EVIDENCE OF, OR THE POTENTIAL FOR, POLLUTANTS ENTERING THE DRAINAGE SYSTEM. AS NECESSARY, THE MATERIALS MUST BE COVERED OR ORIGINAL COVERS MUST BE REPAIRED OR SUPPLEMENTED. ALSO, PROTECTIVE BERMS MUST BE CONSTRUCTED, AS NEEDED, IN ORDER TO CONTAIN RUNOFF FROM MATERIAL STORAGE AREAS.
   (D) GRASSED AREAS WILL BE INSPECTED TO CONFIRM THAT A HEALTHY STAND OF GRASS IS MAINTAINED. THE SITE HAS ACHIEVED FINAL STABILIZATION ONCE ALL AREAS ARE COVERED WITH BUILDING FOUNDATION OR PAVEMENT, OR HAVE A STAND OF MATURE GRASS WITH AS LEAST 70 PERCENT UNIFORM DENSITY. THE DENSITY OF 70 PERCENT OR GREATER MUST BE MAINTAINED TO BE CONSIDERED AS STABILIZED. AREAS MUST BE WATERED, FERTILIZED, AND RESEEDED AS NEEDED TO ACHIEVE THIS GOAL.
   (E) ALL DISCHARGE POINTS MUST BE INSPECTED TO DETERMINE WHETHER EROSION CONTROL MEASURES ARE EFFECTIVE IN PREVENTING SIGNIFICANT IMPACTS TO RECEIVING WATERS.

19. BASED ON INSPECTION RESULTS, ANY MODIFICATION NECESSARY TO INCREASE EFFECTIVENESS OF THIS SWPPP TO AN ACCEPTABLE LEVEL MUST BE MADE WITHIN SEVEN CALENDAR DAYS OF THE INSPECTION. THE INSPECTION REPORTS MUST BE COMPLETED ENTIRELY AND ADDITIONAL REMARKS SHOULD BE INCLUDED IF NEEDED TO FULLY DESCRIBE A SITUATION. AN IMPORTANT ASPECT OF THE INSPECTION REPORT IS THE DESCRIPTION OF ADDITIONAL MEASURES THAT NEED TO BE TAKEN TO ENHANCE PLAN EFFECTIVENESS. THE INSPECTION REPORT MUST IDENTIFY WHETHER THE SITE WAS IN COMPLIANCE WITH THE SWPPP AT THE TIME OF INSPECTION AND SPECIFICALLY IDENTIFY ALL INCIDENTS OF NON-COMPLIANCE.

20. INSPECTION REPORTS MUST BE KEPT ON FILE BY THE CITY OF SANTA CLARA AS AN INTEGRAL PART OF THIS SWPPP FOR AT LEAST THREE YEARS FROM THE DATE OF COMPLETION OF THE PROJECT.

21. IT IS THE RESPONSIBILITY OF THE CITY OF SANTA CLARA TO ASSURE THE ADEQUACY OF SITE POLLUTANT DISCHARGE CONTROLS. ACTUAL PHYSICAL SITE CONDITIONS OR CONTRACTOR PRACTICES COULD MAKE IT NECESSARY TO INSTALL MORE STRUCTURAL CONTROLS THAN ARE SHOWN ON THE PLANS. (FOR EXAMPLE, LOCALIZED CONCENTRATIONS OF RUNOFF COULD MAKE IT NECESSARY TO INSTALL ADDITIONAL SEDIMENT BARRIERS.) ASSESSING THE NEED FOR ADDITIONAL CONTROLS AND IMPLEMENTING THEM OR ADJUSTING EXISTING CONTROLS WILL BE A CONTINUING ASPECT OF THIS SWPPP UNTIL THE SITE ACHIEVES FINAL STABILIZATION.

22. ALL DETAILS TO CITY OF ST. GEORGE STANDARDS.

DATE: 3/19/24
JOB NO.: 13214-22-002
DESIGNED BY: DMH
CHECKED BY: JWB
DWG: CLAY FILL PLAN

REVISIONS
DATE

ROSENBERG ASSOCIATES
CIVIL ENGINEERS • LAND SURVEYORS
352 East Riverside Drive, Suite A-2
St. George, Utah 84790
Ph (435) 673-8586 Fx (435) 673-8397
www.racivil.com

EROSION CONTROL NOTES & DETAILS
FOR
SG-6-3-2-2001
ST. GEORGE
UTAH

PROFESSIONAL ENGINEER
JARED W. GATES
3/19/2024
STATE OF UTAH

SHEET
4
4 OF 4 SHEETS

PARCEL SG-TUNH-2-221

PARCEL SG-TUNH-2-222

PARCEL SG-6-3-2-1221

PARCEL SG-6-3-2-121

PARCEL SG-6-3-1-4431

PARCEL SG-6-3-2-113

PARCEL SG-6-3-1-4021

PARCEL SG-6-3-2-2001

PARCEL SG-6-3-2-1203

BLM

LEGEND			
	PERCENT SLOPE	AREA (ACRES)	PERCENT OF PROPERTY
	0 - 20	21.6	78.4
	21 - 30	4.3	15.6
	31 - 40	1.3	4.7
	>40	0.3	1.3
TOTAL PROJECT AREA		27.5	

3500 MAJOR CONTOUR LINES (10')

MINOR CONTOUR LINES (2')

PROPERTY BOUNDARIES

0 50' 100'

SCALE: 1"=50'

DATE: 08/03/2023
JOB NO.: 13214-22
DESIGNED BY: WJP
CHECKED BY: JWB
DWG: SLOPE

REVISIONS
DATE

ROSENBERG ASSOCIATES
CIVIL ENGINEERS • LAND SURVEYORS

352 East Riverside Drive, Suite A-2
St. George, Utah 84790
Ph (435) 673-8586 Fx (435) 673-8397
www.racivil.com

SLOPE ANALYSIS
FOR
PARCEL SG-6-3-2-2001
WASHINGTON COUNTY
UTAH

SHEET
1
OF SHEETS