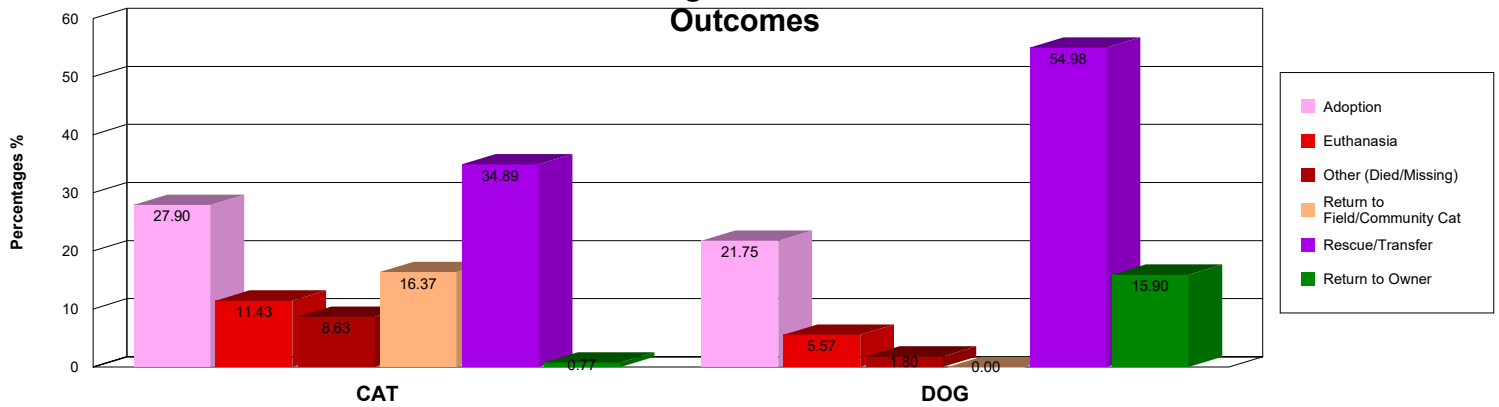


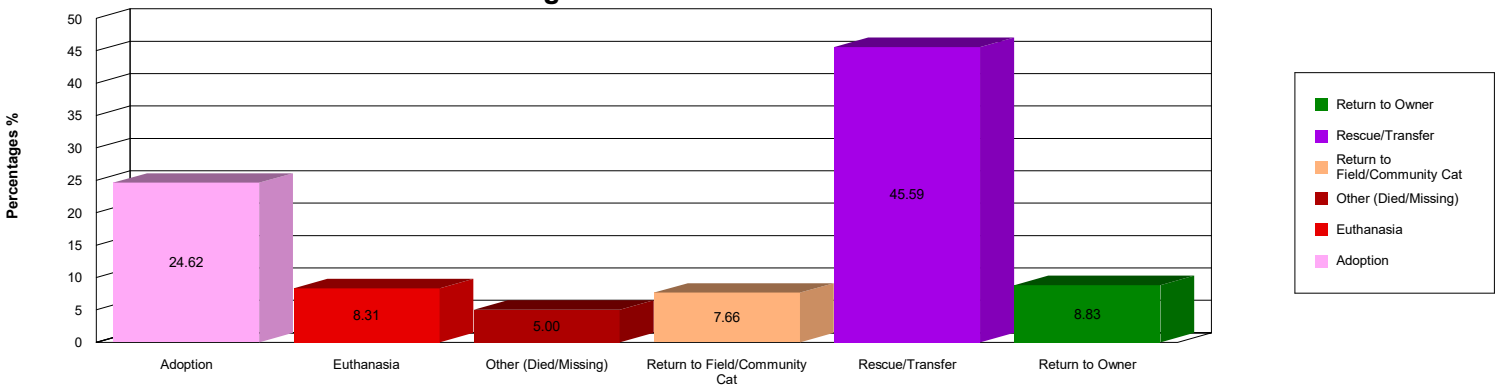
City of Stockton Animal Services

Summary Statistics for Cat & Dog Outcomes From 1/1/2022 to 12/31/2022

Percentage of CAT & DOG Outcomes



Percentage of CAT & DOG Outcomes Combined



	CAT	DOG	Total
Adoption	27.90%	21.75%	24.62%
Euthanasia	11.43%	5.57%	8.31%
Other (Died/Missing)	8.63%	1.80%	5.00%
Return to Field/Commn	16.37%	0.00%	7.66%
Rescue/Transfer	34.89%	54.98%	45.59%
Return to Owner	0.77%	15.90%	8.83%
Total	100.00%	100.00%	100.00%

	CAT	DOG	Total
ADOPTION	937	832	1,769
DIED	256	34	290
EUTH	384	213	597
MISSING	34	35	69
RESC/TRANS	1,172	2,103	3,275
RTO	26	608	634
RTOWSURR	3	50	53
RTRN FIELD	550	0	550
SN RELEASE	28	0	28
Total	3,390	3,875	7,265

	CAT	DOG	Total
Live Release	79.93%	92.63%	86.69%
Euthanasia	11.43%	5.57%	8.31%
Other (Died/Missing)	8.63%	1.80%	5.00%

City of Stockton Animal Services

Summary Statistics for Cat & Dog Outcomes From 1/1/2022 to 12/31/2022

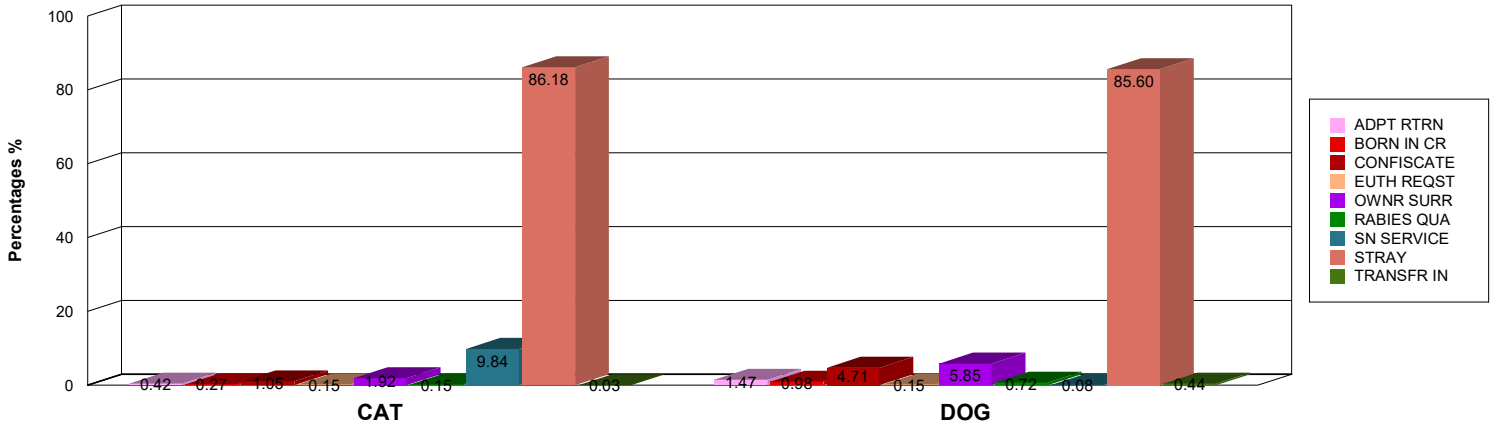
	CAT	DOG	Total
Total	100.00%	100.00%	100.00%

City of Stockton Animal Services

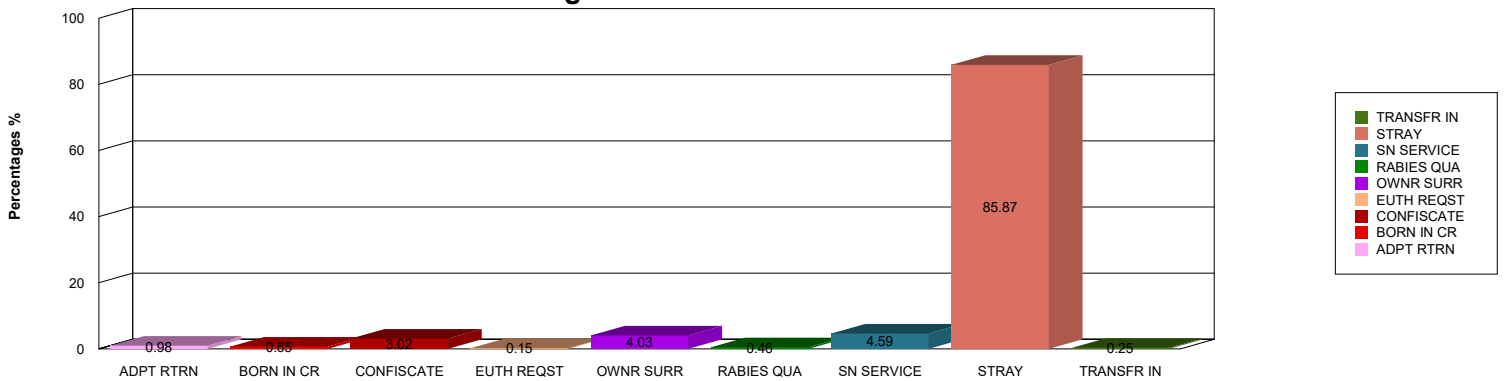
Summary Statistics for Cat & Dog Outcomes From 1/1/2022 to 12/31/2022

CAT & DOG Intakes From 1/1/2022 to 12/31/2022 Intake Types not Included: "FOSTER" and "DOA DISP"

Percentage of CAT & DOG Intakes



Percentage of CAT & DOG Intakes Combined



	CAT	DOG	Total
ADPT RTRN	14	57	71
BORN IN CR	9	38	47
CONFISCATE	35	183	218
EUTH REQST	5	6	11
OWNR SURRE	64	227	291
RABIES QUA	5	28	33
SN SERVICE	328	3	331
STRAY	2,874	3,323	6,197
TRANSFR IN	1	17	18
Total	3,335	3,882	7,217