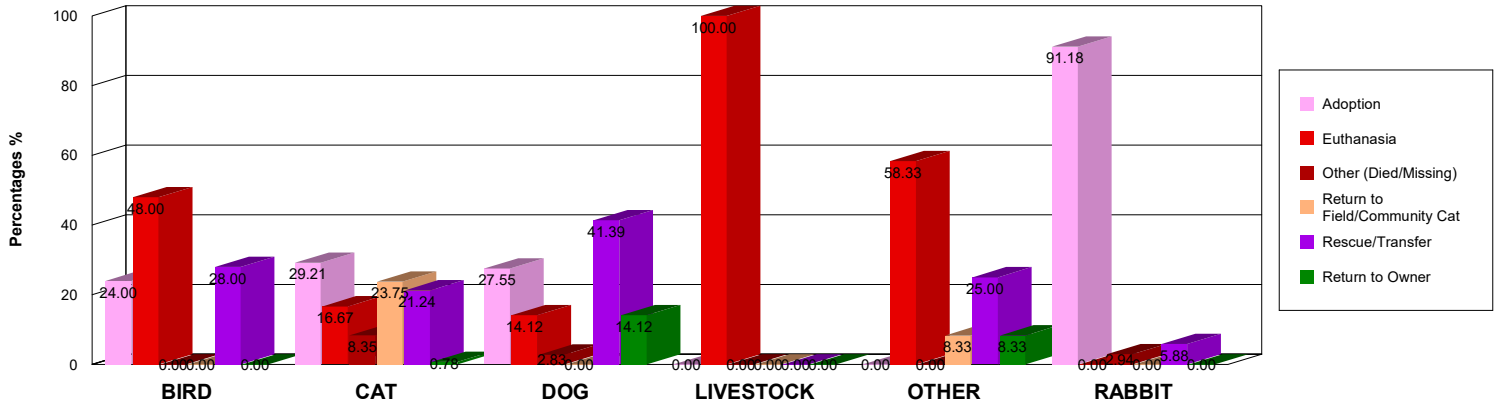


# City of Stockton Animal Services

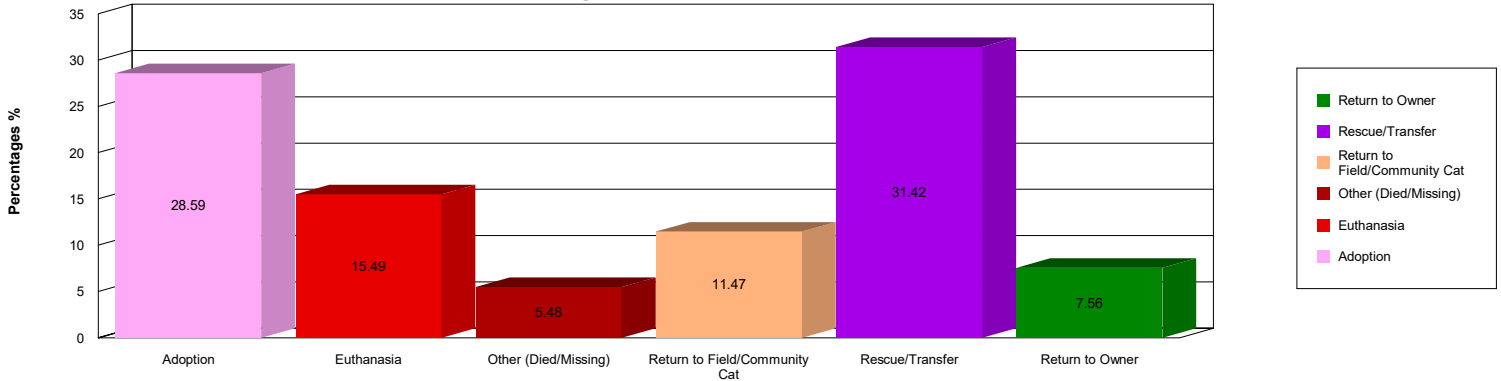
## Summary Statistics for Outcomes

For County, Escalon, Lathrop, Lodi, Manteca, Out Of County, Ripon, Stockton, Tracy  
From 1/1/2024 to 12/31/2024

### Percentage of Animal Outcomes



### Percentage of Animal Outcomes Combined



	BIRD	CAT	DOG	LIVESTOC	OTHER	RABBIT	Total
<b>Adoption</b>	24.00%	29.21%	27.55%	0.00%	0.00%	91.18%	28.59%
<b>Euthanasia</b>	48.00%	16.67%	14.12%	100.00%	58.33%	0.00%	15.49%
<b>Other (Died/Missing)</b>	0.00%	8.35%	2.83%	0.00%	0.00%	2.94%	5.48%
<b>Return to Field/Commn</b>	0.00%	23.75%	0.00%	0.00%	8.33%	0.00%	11.47%
<b>Rescue/Transfer</b>	28.00%	21.24%	41.39%	0.00%	25.00%	5.88%	31.42%
<b>Return to Owner</b>	0.00%	0.78%	14.12%	0.00%	8.33%	0.00%	7.56%
<b>Total</b>	100.00%	100.00%	100.00%	100.00%	100.00%	100.00%	100.00%

	BIRD	CAT	DOG	LIVEST	OTHER	RABBI'	Total
<b>ADOPTION</b>	6	1,011	1,003	0	0	31	2,051
<b>BOARDING</b>	0	0	8	0	0	0	8
<b>DIED</b>	0	228	50	0	0	1	279
<b>EUTH</b>	12	577	514	1	7	0	1,111
<b>MISSING</b>	0	61	53	0	0	0	114



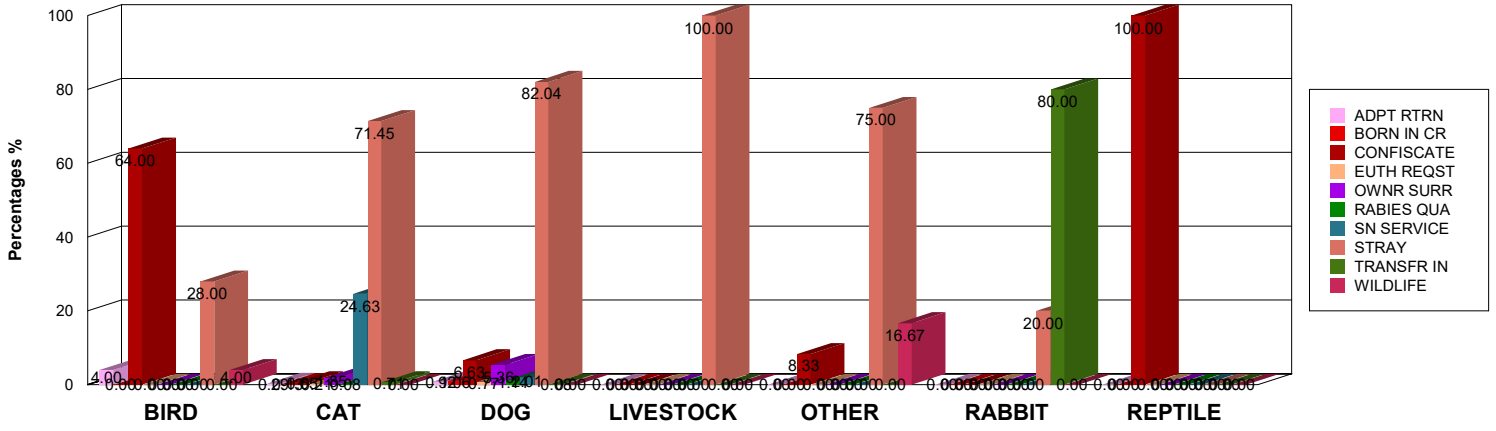
# City of Stockton Animal Services

## Animal Intakes

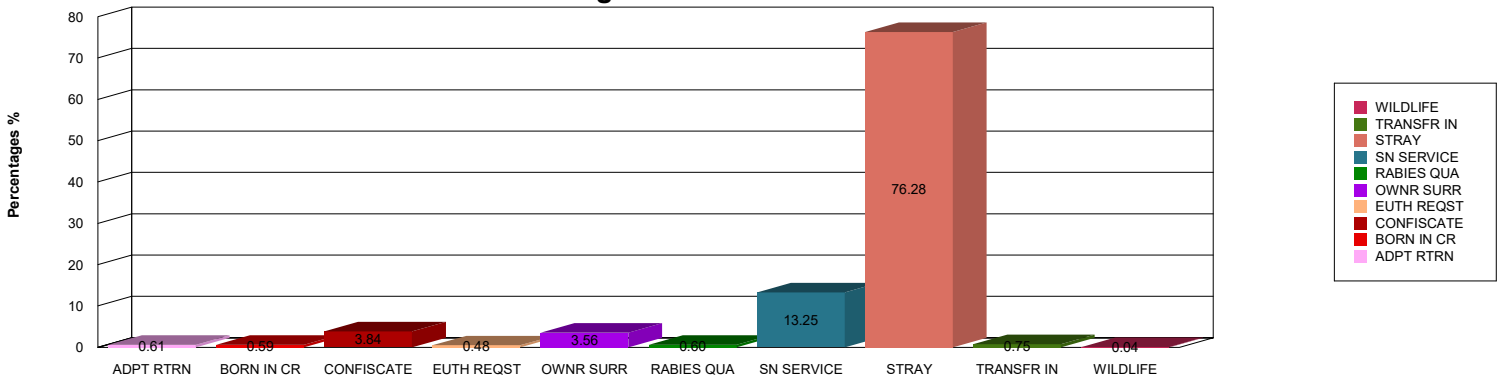
For County, Escalon, Lathrop, Lodi, Manteca, Out Of County, Ripon, Stockton, Tracy  
From 1/1/2024 to 12/31/2024

Intake Types not Included: "FOSTER" and "DOA DISP"

### Percentage of Animal Intakes



### Percentage of Animal Intakes Combined



	BIRD	CAT	DOG	LIVESTOC	OTHER	RABBIT	REPTILE	Total
<b>ADPT RTRN</b>	1	11	35	0	0	0	0	47
<b>BORN IN CR</b>	0	5	40	0	0	0	0	45
<b>CONFISCATE</b>	16	25	251	0	1	0	2	295
<b>EUTH REQST</b>	0	8	29	0	0	0	0	37
<b>OWNR SURRE</b>	0	71	203	0	0	0	0	274
<b>RABIES QUA</b>	0	3	43	0	0	0	0	46
<b>SN SERVICE</b>	0	943	76	0	0	0	0	1,019
<b>STRAY</b>	7	2,736	3,106	1	9	7	0	5,866
<b>TRANSFR IN</b>	0	27	3	0	0	28	0	58
<b>WILDLIFE</b>	1	0	0	0	2	0	0	3
<b>Total</b>	25	3,829	3,786	1	12	35	2	7,690