

ST. TAMMANY PROUD

since 1810

2017 ANNUAL REPORT



**ST. TAMMANY
PARISH GOVERNMENT**



PAT BRISTER
PRESIDENT
ST. TAMMANY PARISH

Our employees work hard every day to focus their efforts on roads, drainage, water quality, and a multitude of other services. In these efforts, our departments do not work in isolation — they work together to accomplish multi-faceted goals. Public Works and Engineering work closely on road and drainage projects, and often Environmental Services will join the effort when water quality is involved. The Department of Grants is instrumental in partnering with these departments to apply for grant funding to complete initiatives. Parish Government operates as one interconnected agency, and as such, most projects only move forward through cooperative efforts from several departments.

We spent 2017 constructing and/or improving ways to manage the Parish's drainage — from cleaning out the 1200 ditches we maintain, to building regional retention ponds with water quality in mind. We created the Major Streets Plan that forecasts and plans the Parish's road needs for the next 40 years. This plan includes improvements of existing roadways, and the design and creation of future roads to ultimately increase travel efficiency in St. Tammany. And we started the process of revising our Development Code. As we look ahead to 2018, we will continue to make roads, drainage, water quality, efficiency and customer service top priorities. To learn more about every department in Parish Government, visit www.stpgov.org.

2017 started out as a great year. We worked with the administration to initiate major projects to improve road infrastructure and projects to improve drainage all over the Parish. We held the opening of the Northshore Technical Community College to bring education closer to our constituents. It has increased enrollment every semester. We noted that our sales tax had leveled off and began to decline at the end of the year. We attempted to renew the 1/5 cent sales tax for both the jail and the courthouse which was rejected by the voters. A hiring freeze was immediately implemented for Parish employees. We then prepared and passed a budget for 2018 which considered the potential loss of this revenue to the Parish.

I appreciate my colleagues on the council for selecting me as their chairman for this year. I truly enjoyed working with President Pat Brister and her administration in continuing to develop programs to enhance the quality of life we all seek and keep St. Tammany as the place where people want to live.

STEVE STEFANCIK
2017 COUNCIL CHAIRMAN
ST. TAMMANY PARISH



TAMMANY TRACE:

WE'RE IN!

THIS TRAIL HAS BEEN
INDUCTED INTO

**The
Rail-Trail
Hall of Fame**



rails-to-trails
conservancy

www.railstotrails.org



474,740

**TOTAL POUNDS
OF LITTER
PICKED UP**

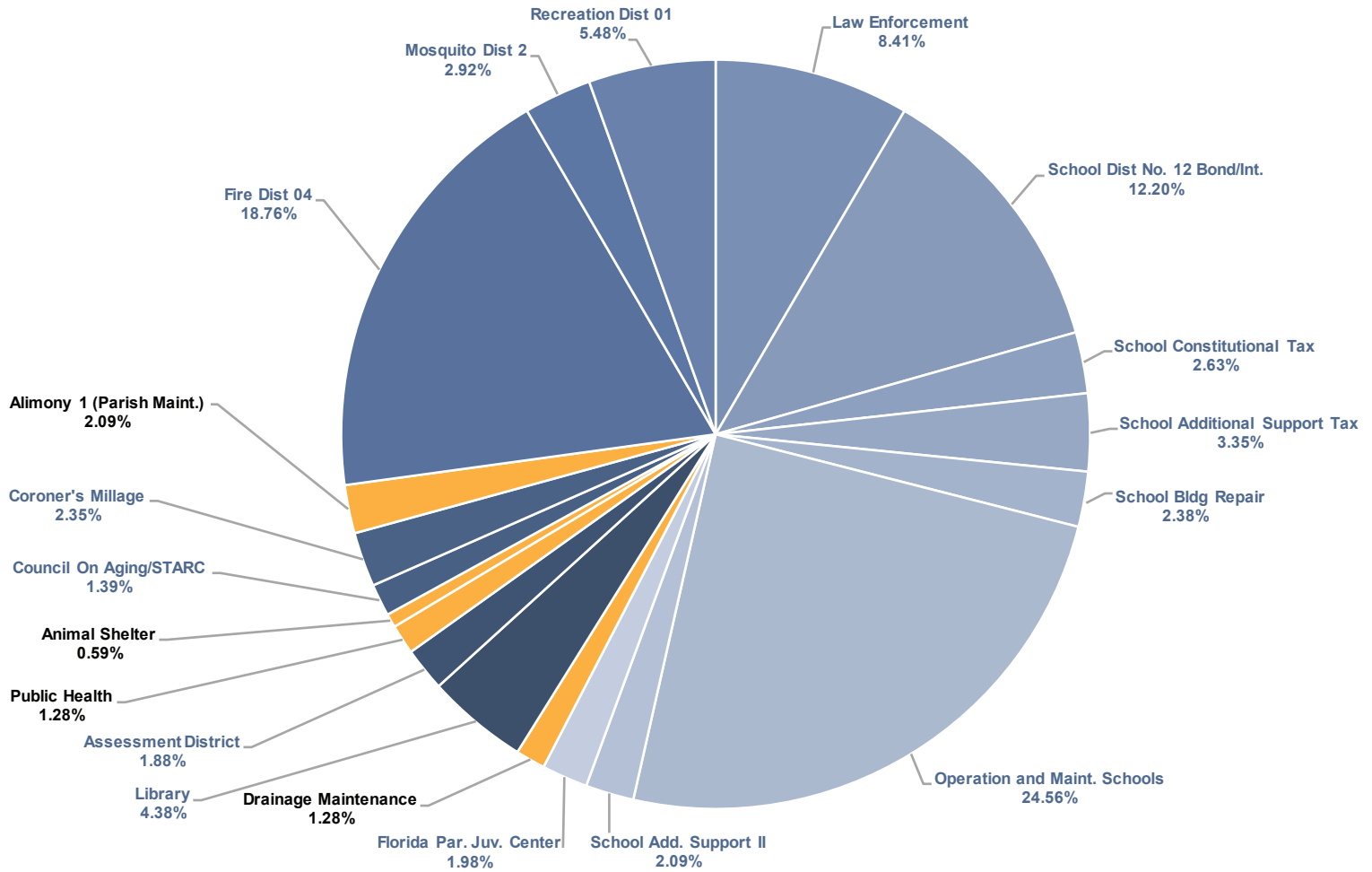
997

PET ADOPTIONS

362

LOST PETS RETURNED TO OWNERS

WHERE DO MY TAXES GO?



PROPERTY TAXES*

* This is based on a home in the Mandeville area, with a "Total Fair Market Value" of \$217,920.

\$1,980.42 TOTAL PROPERTY TAX BILL

\$103.62 AMOUNT OF TAX BILL TO ST.TAMMANY PARISH GOVERNMENT

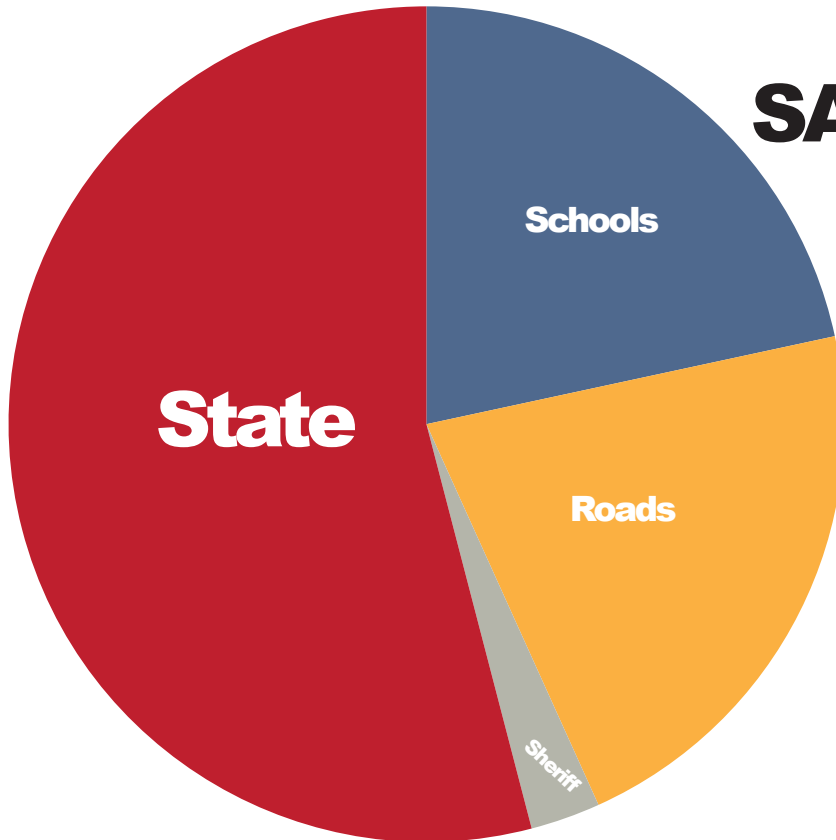
\$41.30 AMOUNT OF NON-DEDICATED TAXES TO STPG (2.09% OF TOTAL TAX BILL)

Name of Millage or Fee	Amount
Law Enforcement	\$166.64
School Dist No. 12 Bond/Int.	\$241.53
School Constitutional Tax	\$52.17
School Additional Support Tax	\$66.31
School Bldg Repair	\$47.16
Operation and Maint. Schools	\$486.36
School Add. Support II	\$41.30
Florida Par. Juv. Center	\$39.30
Drainage Maintenance	\$25.30
Library	\$86.75
Assessment District	\$37.16
Public Health	\$25.30
Animal Shelter	\$11.72
Council On Aging/STARC	\$27.44
Coroner's Millage	\$46.59
Alimony 1 (Parish Maint.)	\$41.30
Fire Dist 04	\$371.59
Mosquito Dist 2	\$57.88
Recreation Dist 01	\$108.62
Total	\$1,980.42

Sections highlighted in orange are funding sources for Parish Government. Sections in blue are for other agencies outside Parish Government.

9.25% SALES TAX IN ST. TAMMANY PARISH
(UNINCORPORATED)

SALES TAXES



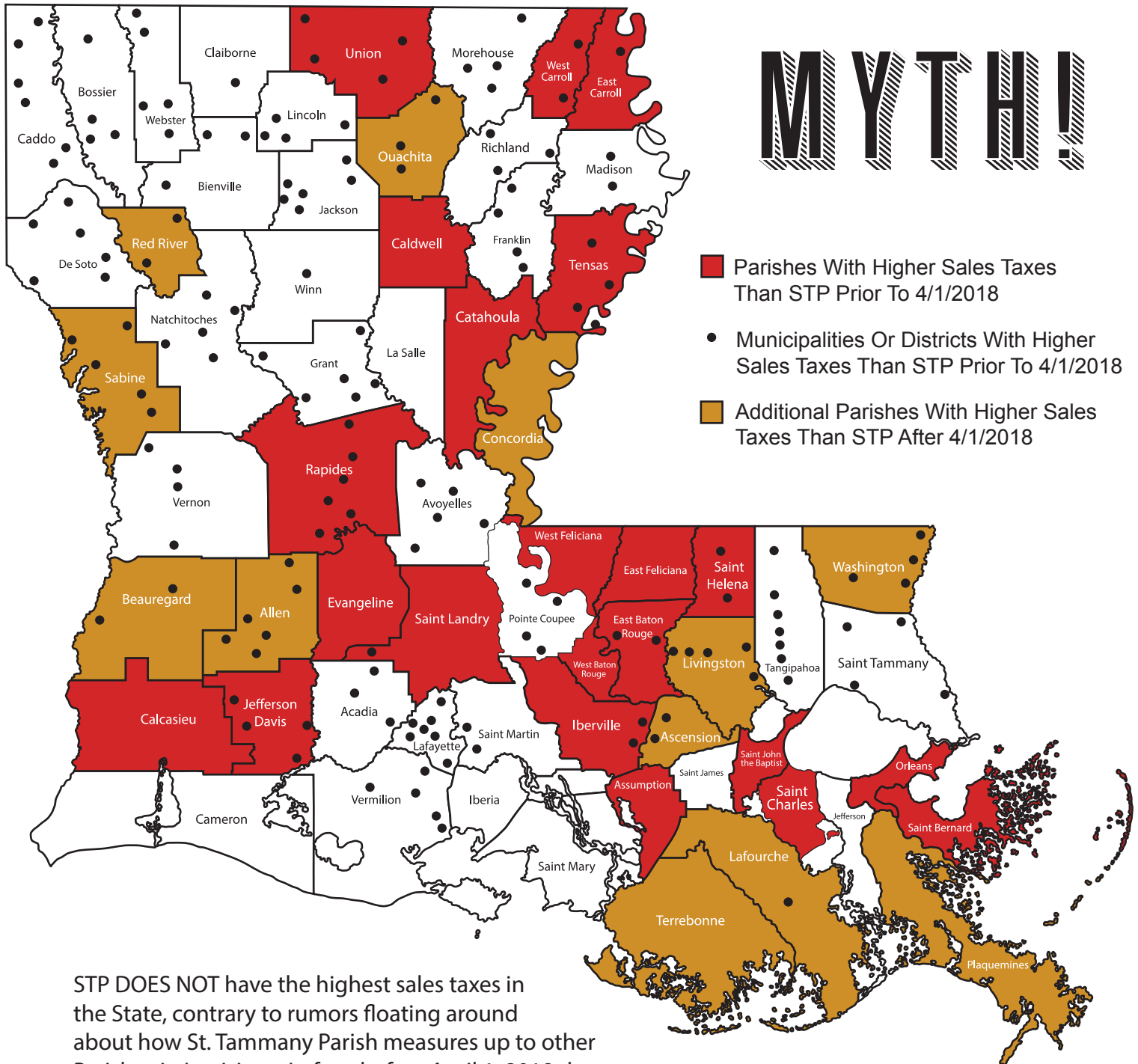
Jurisdiction Name	School Board	City/Town /Village /Parish	Law Enforcement	Combined Local Rate	State Rate	Total Rate
City of Mandeville	2.00%	2.50%	0.25%	4.75%	5.00%	9.75%
Village of Folsom	2.00%	2.50%	0.25%	4.75%	5.00%	9.75%
Village of Sun	2.00%	2.50%	0.25%	4.75%	5.00%	9.75%
Town of Pearl River	2.00%	2.25%	0.25%	4.50%	5.00%	9.50%
City of Covington	2.00%	2.00%	0.25%	4.25%	5.00%	9.25%
Town of Abita Springs	2.00%	2.00%	0.25%	4.25%	5.00%	9.25%
Town of Madisonville	2.00%	2.00%	0.25%	4.25%	5.00%	9.25%
City of Slidell	2.00%	2.00%	0.25%	4.25%	5.00%	9.25%
Unincorporated Parish	2.00%	2.00%	0.25%	4.25%	5.00%	9.25%

WHEN YOU GO TO THE STORE IN UNINCORPORATED STP:

FOR EVERY \$1.00 YOU SPEND, YOU PAY \$0.0925 IN SALES TAXES



MYTH!



STP DOES NOT have the highest sales taxes in the State, contrary to rumors floating around about how St. Tammany Parish measures up to other Parishes in Louisiana. In fact, before April 1, 2018 there were 22 Parishes and 147 municipalities or districts with higher sales taxes.

**Data provided by the Louisiana Association of Tax Administrators (www.laota.com)



131,260.8

LINEAR FEET OF ROAD PAVED (NEARLY 25 MILES)

1,212

NUMBER OF DRAINAGE DITCHES
MAINTAINED BY PARISH GOVERNMENT

95,497

TOTAL POUNDS OF
HOUSEHOLD
HAZARDOUS
WASTE
COLLECTED



EFFICIENCY

UTILIZING ENTERPRISE RESOURCE
PLANNING TECHNOLOGY TO
FINISH PROJECTS QUICKER
& WITH LESS PEOPLE

91,405*

NUMBER OF PAGES PROVIDED TO CITIZENS THROUGH PUBLIC RECORDS REQUESTS

685

TOTAL NUMBER OF PUBLIC RECORDS REQUESTS IN 2017

10

AVERAGE NUMBER OF DAYS TO FULFILL A PUBLIC RECORDS REQUEST

* If you laid 91,405 pages of public records end-to-end it would stretch nearly

16

miles!

TRANSPARENCY, ACCOUNTABILITY, CUSTOMER SERVICE & COLLABORATION

Four Tenets of Pat Brister, St. Tammany Parish President

Certificate of Achievement
for
Excellence in Financial Reporting Program

14 YEARS



Government Finance Officers Association



**NORTHSHORE TECHNICAL COMMUNITY COLLEGE OPENS NEW CAMPUS
WITH THE DEDICATION OF ITS FIRST OF THREE BUILDINGS**



The National Weather Service Certified St. Tammany Parish as a StormReady® Community!

400%

**INCREASE IN IMPROVEMENTS IN PARISH'S FIRST OF MANY
WATER QUALITY PROJECTS**

REVENUES

(Governmental Funds)

	General Fund	Restricted Funds			12/31/2017 Total (unaudited)
		Special Purpose	Grants	Outside Agencies	
Sales and Use Tax:	\$ -	\$ 63,387,226	\$ -	\$ 12,125,226	\$ 75,512,452
2% Sales Tax for Roads, Drainage, and Bridges					
1/4% Sales Tax for the Justice Center Complex					
1/4% Sales Tax for the Parish Jail					
3/4% Sales Tax for Economic Development Districts					
Ad Valorem Taxes/Parcel Fees:	4,983,070	9,708,492	-	22,547,434	37,238,996
Library, Coroner, General Alimony, Council on Aging/ STARC, Drainage, Public Health, Animal Services, Lighting Districts					
Federal and State Grants	-	550,313	13,151,302	-	13,701,615
Licenses and Permits:	5,904,701	1,691,118	-	-	7,595,819
Occupational Licenses, Building Permits, Environmental Inspections and Licenses, Insurance Licenses					
Fees and Charges for Services:	1,463,971	1,447,595	141,042	636,498	3,689,106
Court Costs and Fees, Sale of Capital Assets, Impact Fees, Rental Income, Development Fees, Program Income-Transit					
Other Taxes:	2,602,140	246,293	-	-	2,848,433
Cable Franchise Tax, Hotel/Motel Tax, Off-Track Betting/Bingo Fees, Severance Tax, Alcohol Tax, Cigarette Paper Tax					
Investment Earnings	200,134	1,569,401	-	156,274	1,925,809
Fines and Forfeitures:	224,077	25,060	-	1,385,233	1,634,370
Court Fines, Asset/Bond Forfeitures, Building Permit Fines, Litter Fines, Liquidated Damages					
Other Grants and Contributions:	230,480	248,992	1,089,315	-	1,568,787
Contributions-Transit, Homeowner Share-Hazard Mitigation, Contributions-Government Access Television					
Parish Transportation Funds	-	1,519,516	-	-	1,519,516
State Revenue Sharing	113,101	216,989	-	492,082	822,172
Other Intergovernmental Revenues	87,972	299,825	-	-	387,797
Miscellaneous	112,995	183,446	-	5,798	302,239
Total	\$ 15,922,641	\$ 81,094,266	\$ 14,381,659	\$ 37,348,545	\$148,747,111

THIS MEANS...

Ad Valorem taxes are levied on an assessed value of real and/or personal property within St. Tammany Parish. Parcel fees are flat rate fees calculated per parcel owned. The agencies listed have revenue from either ad valorem or parcel fees.

EXPENDITURES

(Governmental Funds)

	General Fund	Restricted Funds			12/31/2017 Total (unaudited)
		Special Purpose	Grants	Outside Agencies	
Capital Infrastructure and Assets	\$ 111,030	\$ 22,476,054	\$ 4,406,920	\$ 1,172,811	\$ 28,166,815
Highways and Streets	(133,368)	26,573,346	452,778	-	26,892,756
Public Safety: Parish Jail, Hazard Mitigation, Coroner, Homeland Security and Emergency Preparedness, Code Enforcement, Development-Permits	1,535,060	2,009,276	3,709,996	15,040,259	22,294,591
Health and Welfare: Public Health, Council on Aging/STARC, Community Action Agency, Animal Services, Veterans Affairs	216,287	5,358,049	5,066,313	3,941,069	14,581,718
Judicial: District Attorney's Office, 22nd Judicial District Court, Justice Center Complex, Criminal Court, Ward Courts, Juror Expenditures, Public Defender's Office	5,977,960	4,315,740	-	1,855,851	12,149,551
Culture and Recreation: Library, Tammany Trace, CRT Department, Camp Salmen, Arts Commission, Fishing Pier	173,427	437,476	70,823	10,739,247	11,420,973
Debt Service: Sales Tax District No. 3, Justice Center Complex, Parish Jail, Coroner, Library, Crossgates Utilities	-	7,287,674	-	2,988,174	10,275,848
General Government: Parish Administrative Departments Development-Planning, Registrar of Voter's Office, Greater St. Tammany Airport, General Buildings, Assessor's Office	5,305,009	1,988,888	309,685	-	7,603,582
Economic Development	25,000	3,426,307	376,638	65,812	3,893,757
Sanitation	-	1,415,577	111,117	-	1,526,694
Total	\$ 13,210,405	\$ 75,288,387	\$ 14,504,270	\$ 35,803,223	\$ 138,806,285

Judicial is the function of providing judicial activities, such as criminal court, hearings, jurors compensation, witness fees, and law-related costs within St. Tammany Parish. This includes state-mandated costs, which the Parish is responsible for funding. It also includes expenditures such as salaries/benefits, professional/contractual services, computers/software, property/equipment, and other costs.

Public Safety is the protection of people and property in St. Tammany Parish. This function includes expenditures, not only of the Parish Government, but also expenditures of other agencies, as supported by our available funding sources— such as salaries/benefits, professional/contractual services, computers/software, property/equipment, grounds/building maintenance, and other costs.



**ST. TAMMANY
PARISH GOVERNMENT**

**“WE ARE MAKING
TRANSPARENCY,
ACCOUNTABILITY,
CUSTOMER SERVICE
& COLLABORATION
OUR PRIORITY.”**

- PAT BRISTER