

What are FTS?

Fentanyl Test Strips (FTS) are small strips of paper that can detect the presence of fentanyl in various substances. FTS are a harm reduction strategy intended to reduce the risk of overdose and provide important information about the illicit drug supply.






LIMITATIONS

- FTS do not measure quantity or potency of fentanyl present in a substance (FTS cannot determine whether a substance contains a lethal amount of fentanyl or not).
- Other drugs such as diphenhydramine (Benadryl) can result in false positives.
- A negative result does not mean that the drug is “safe” to use.
- Need to test before every use, even with same batch

Naloxone is available at the following locations in Summit County

- **Summit County Public Health** – FREE
360 Peak One Drive, Suite 230 (Frisco)
- **Summit County Sheriff's Office** – FREE
501 N. Park Avenue (Breckenridge)
- **Red, White and Blue Fire Protection District** – FREE
316 N Main Street (Breckenridge)
- **Summit Community Care Clinic Pharmacy** – FREE
360 Peak One Drive, Suite 100 (Frisco)

CONTACT US

-  (970) 668-9709
-  health@summitcountyco.gov
-  <https://www.summitcountyco.gov/107/Public-Health>
-  360 Peak One Drive, Suite#230
Frisco, CO 80443



FENTANYL

TEST

STRIPS

AND OTHER HARM REDUCTION STRATEGIES



PREPARING A SUBSTANCE TO TEST

PILLS/POWDERS

Put a small chip of the pill or a very small pinch of powder into an unused cooker, crush it and add ¼ inch of clean water.

INJECTABLES


Prepare shot as normal in an unused cooker, draw up into a clean syringe. Add ¼ inch of clean water to the residue remaining in the cooker.

METH/MDMA

Put a small amount of residue in ¼ cup of water. **Sample MUST be heavily diluted for most accurate results!**

TESTING YOUR SAMPLE

- 1 Hold the blue end of the strip and dip the other end into the residue/water mixture for 15 seconds.
- 2 Remove the strip after 15 seconds and lay it on a clean, flat surface.
- 3 Wait one minute for final results before using:



One red line: fentanyl detected (positive test result)

Two red lines: no fentanyl detected (negative test result)

If the test does not show any lines, the test strip is not valid.

STRATEGIES FOR SAFER USE

- Take turns. Ensure that there is a designated non-user who is ready to administer naloxone and call 911
- Start slow, keep your dose low (especially after a hiatus)
- Use test kits
- Take care of your body between doses- (water, nutrition, sleep)
- Know the signs of overdose
- ALWAYS CARRY NALOXONE and let others know you have it

PLEASE NOTE

By using Fentanyl Test Strips, you accept all responsibility for any injury or death that could occur, whether the drugs have been tested, or not tested, for fentanyl.