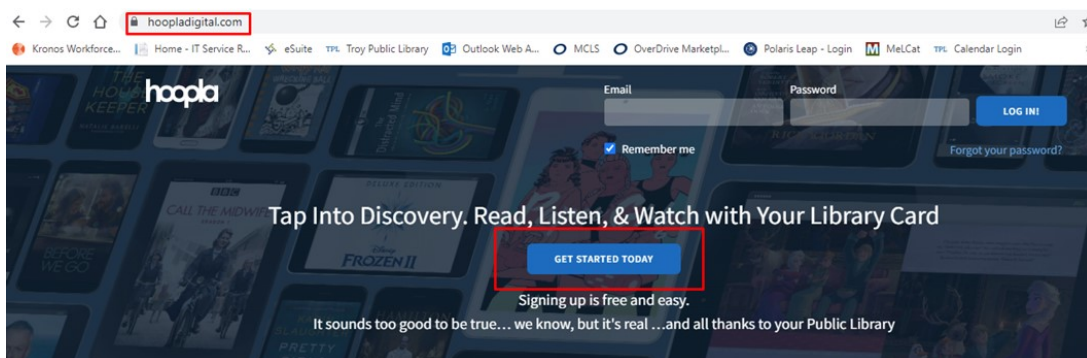
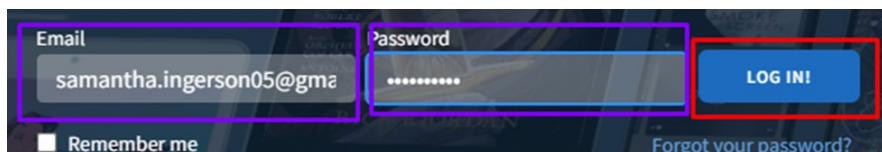


Borrowing an eBook on Hoopla

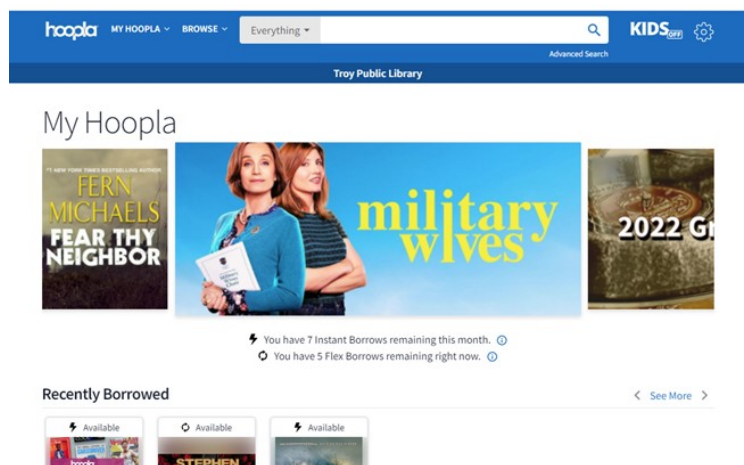
- 1 First, go to hoopladigital.com on your computer - you will need to make an account and will need your library card to do so.



- 2 Go ahead and create your account. Once you do, you'll be able to log in. If you already have an account, it will not let you assign your library card to another account. Instead, you will have to get a new password.



- 3 After you log in, you'll see the Hoopla landing page. The thing that sets Hoopla apart from Libby is that Hoopla carries items that only the library owns, unlike the coop which we share with other branches. If you can't find it on Libby, try Hoopla and if you can't find on Hoopla - you can request it.



⚡ Instant Borrowers

Your Library provides you with 7 new Instant Borrowers at the start of each month.

Instant titles are always immediately available - with no holds or waiting.

Want to learn more?
[Click here to view our help page.](#)

🔓 Flex Borrowers

You can borrow up to 5 Flex titles at any one time.

You can always get another Flex borrow by returning a Flex title you have checked out.

If no copies of a Flex title your library owns are available, you can place a Hold to reserve your place in line.

Want to learn more?
[Click here to view our help page.](#)

OK

- 4 From this page, you can see how many borrows you have for the month or use the search to find a book, movie, audio-book or any music. Unlike Libby where you're restricted by how many borrows in total, the borrow amounts reset every month. Hoopla has two different hold types: Instant and Flex. Here is the difference between the two.

Everything ▾

✓ Everything

Audiobooks

Comics

Ebooks

Movies

Music

Television

BingePasses

Author / People

Categories

Publishers

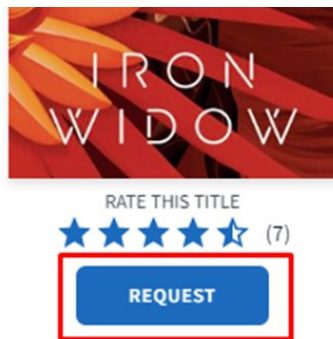
Series

(BingePass is for magazines)

5 Searching for a book is super easy - the search bar (located at the top of the page) gives you a ton of options in the drop-down box to narrow your selections.

Everything ▾ 

Advanced Search



Place a Request

Would you like to request the library purchase a copy of this title?

PLACE A REQUEST

CANCEL

6 If you search for a book and it appears but with the words "not in catalog". And if you would like to read it - you can request it! The library will decide on whether or not the specific item is worth purchasing and you will be notified when the item is available.

7 Unlike Libby, you can only read books borrowed on Hoopla through either the app or the browser. But it is still very easy to navigate - this is what a book's landing page looks like.



Borrow Title

This title is available for 21 days after you borrow it. This title is available for streaming and downloading (mobile devices only).

Are you sure you want to borrow this title?

BORROW TITLE

CANCEL

The Iron King 2020

Inkyard Press English 304 Print Pages



RATE THIS TITLE
★★★★★ (29)

BORROW

This title is available for 21 days after you borrow it. This title is available for streaming and downloading (mobile devices only).

by Julie Kagawa

Part 1 of the Iron Fey series

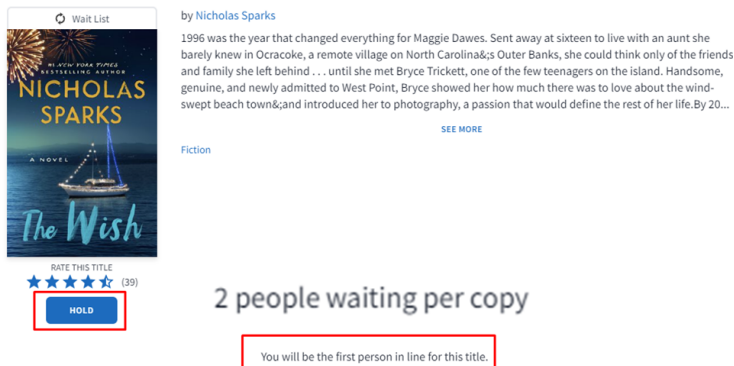
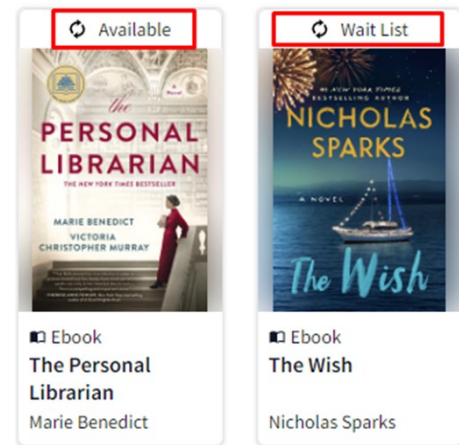
The book that launched the beloved New York Times bestselling series is back. This limited 10th anniversary exclusive collectors' edition includes a new Q&A with Julie Kagawa, original drawings by the author, the complete Guide to the Iron Fey, and a sneak peek at a brand-new novel in the Iron Fey series featuring Puck, Meghan and Ash...

SEE MORE

Young Adult Fiction → Action & Adventure
Young Adult Fiction → Fairy Tales & Folklore → Adaptations
Young Adult Fiction → Romance → Paranormal
Young Adult Fiction → Fantasy → Contemporary

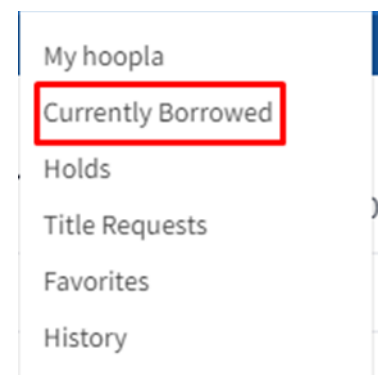
8 This particular book is an Instant borrow so we don't have to wait in line to read it. It also has the author, series and genres hyperlinked so you can find more in any particular field. Since we're interested in this particular book, we're going to go ahead and borrow it.

- 9 Again, unlike Libby, Hoopla makes it very easy to borrow books - no worries about accidentally choosing the 'read a sample' option. For Flex borrows, it gives you two options: waitlist or available.



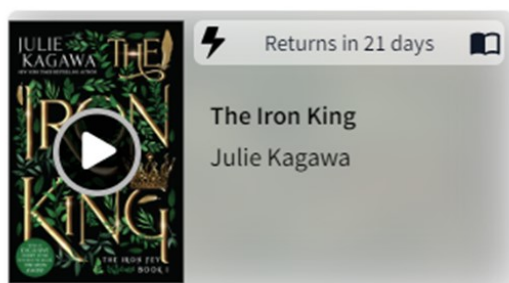
- 10 For available Flex borrows, the process is the same as an Instant borrow. If there is a waitlist, the process is the same except you're clicking 'hold' instead of borrow. It also states where you are in the line and how many people are waiting.

- 11 Okay, so we've borrowed the book, how do we read it? You can choose two options: 1. the read button under the book (it used to say 'Borrow') or 2. the 'Currently Borrowed' option under the myHoopla drop down menu at the top of the screen. The menu is located to the left of the search bar. You can also see all your holds; any title requests you've made and your history.



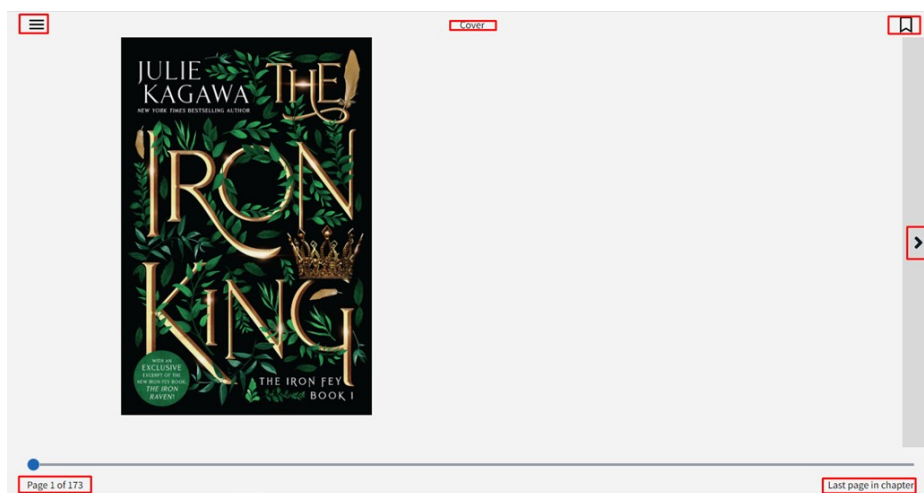
Currently Borrowed

- ⚡ You have 6 Instant Borrows remaining this month. ⓘ
- 🔄 You have 5 Flex Borrows remaining right now. ⓘ



- 12 The 'Currently Borrowed' section allows you to see what's borrowed, how many borrows are left of each type and your borrow history. For example, I've borrowed this book and have 6 Instant borrows left.

- 13** When you click on whatever book you want to read, it opens the reader. The setup of the reader is fairly easy to use: the bar across the bottom gives you the page number and allows for you to slide to a specific page. It also lets you know the chapter name and allows for bookmarking specific pages. You can either click on the arrow to change the page or you can use the arrow key on a keyboard or your finger on your device. To change the settings on your reader, you'll hit the 'hamburger' button in the upper left of your screen.



Search

Chapters

Bookmarks

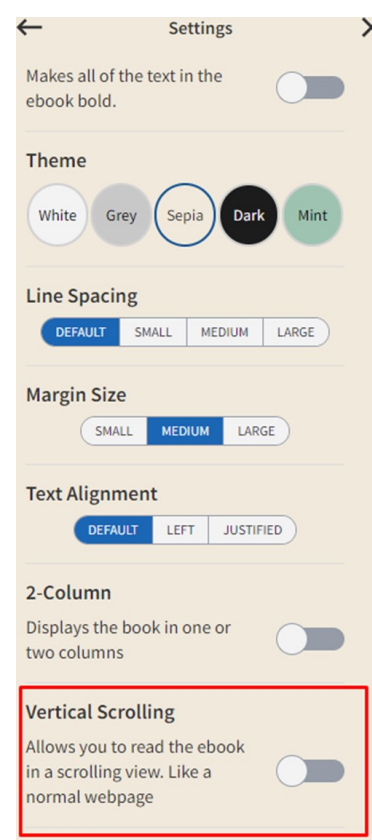
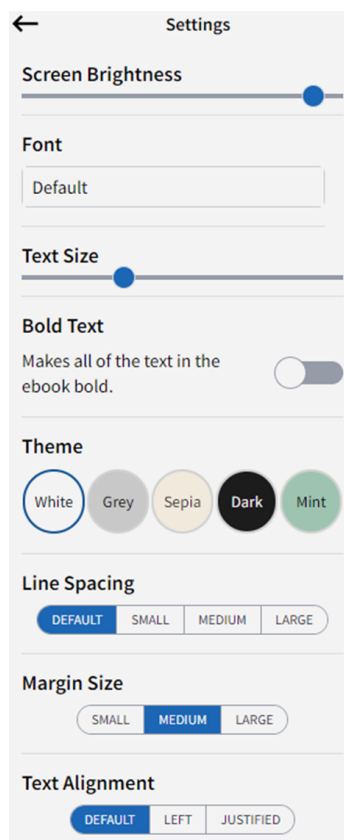
Highlights

Settings

Submit Feedback

Close Reader

- 14** These are the options that you have, we're going to choose "settings" but this is where you can find specific bookmarks or highlights you've made.



- 15** You can see that the settings are very similar to Libby except for one: you can change the settings so that the book scrolls like you're reading a page on the internet - no clicking required!

Returns on Tuesday, April 26, 2022, 12:17 PM EDT

RETURN

16

To return a book, it's very easy! You either let it return itself on its due date or you can return it early by click on the return button at the bottom of the page and your book has been returned! (Unfortunately, you don't gain back an Instant Borrow when you return your Instant audiobook - you can with Flex Borrows!)

Return title

Are you sure you want to return this title?

NOTE: Returning an Instant Borrow will not increase the number of Instant Borrows remaining for the month.

OK

CANCEL

If you need any more help, please contact Digital Services at Troy Public Library at 248.524.3542.

