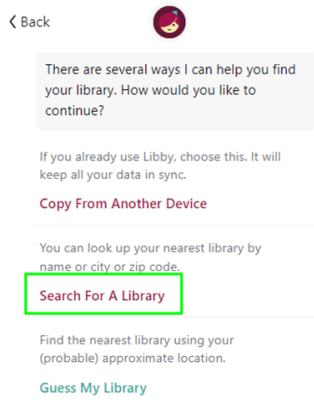
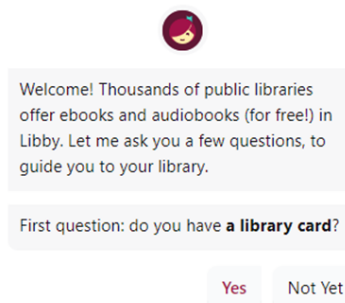


Reading an eBook using Libby

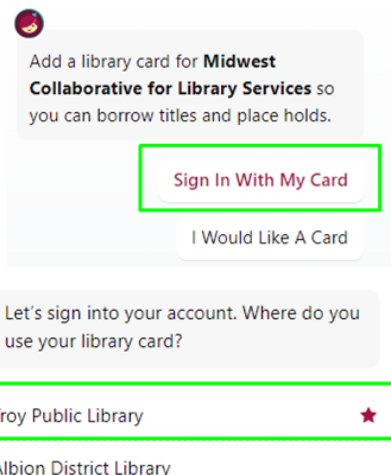
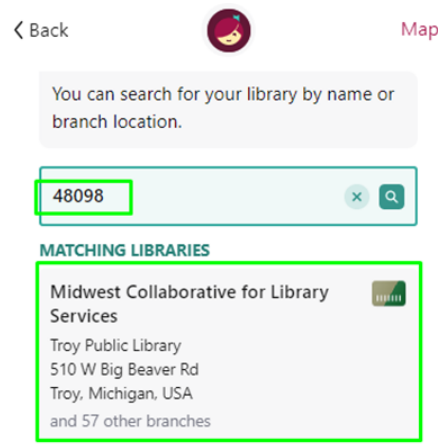
- 1** You can either use your device or computer to access Libby! First, on your computer, go to libbyapp.com and



- 2** You'll click 'Yes' to enter in your library card number but if you don't have one, no worries! Click 'Not Yet' to get a digital card. Once you click 'Yes', you'll be directed to a page to find your library. There are multiple ways to do this but we're just going to enter in the library's zip code. (This is the easiest way!)



- 3** As you enter in the zip code, Libby will automatically bring the nearest library to that zip code. (You can search by name but there are several Troy libraries in the country). We are part of the Midwest Collaborative for Library Services (MCLS) so we share what Libby has to offer with 57 other branches.



- 4** Click on the MCLS button and it will direct you to a page asking you to sign with your library card. (Again, you can get a card here if you don't have one). After clicking "Sign in with my card", the page will direct to another page showing the branches - Troy is starred. Click on Troy and it asks for your library card number. Enter in your card number and hit "sign in" and you're ready to browse! Before you move on to browsing, you can rename your card and see how many loans or holds you have. For Troy: you get 10 loans and 15 holds but every co-op is different. Click 'next' and you're ready to go.

Enter your library account details. (If you need help, [get in touch](#).)


21273003660436

The number printed on your library card, usually under a barcode.

Sign In

4 continued

Okay, you're signed in! Here is your library card.



Rename Card

Next

5 Books on Libby can be read on the website or through the app - it's built to support its own reading application. So, when we're brought to the page after signing in with your library card, we aren't going to choose 'read with kindle' - instead we're going to select 'skip'.

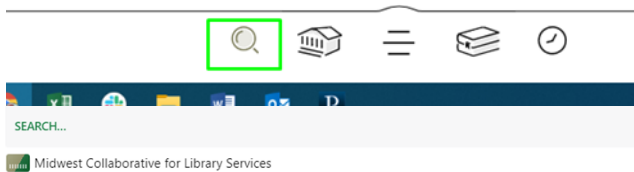


If you prefer to read with Kindle, we can open books directly to your Kindle device or Kindle app.

Yes, I Read With Kindle

Skip

6 Now you're ready to start searching for a book! If you know what book, you can look for it using the search tool, located on the bottom of your screen.



7 But if you're just looking for something to catch your eye, you can apply filters to weed out anything that isn't available right now or not for Libby or even a specific audience. But just a reminder: if you can't find it - it's either not available for that format or we just might not have it. Here's what my preferences look like.



Format	Books
Language	English
Audience	Young Adult
Supports	Libby
Availability	Available Now
Sort By	Popularity

These preferences are saved and applied to all lists.

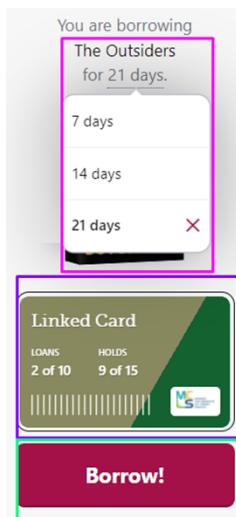
APPLY PREFERENCES



This is the selection now.

8 Once you're done with your preferences, you'll click apply and watch how many books are cut down.

- 9** So, you've chosen a book, now how to borrow! When you find your chosen book, you're going to click 'borrow' - it should have a little plus sign over the little library card - and make sure you're choosing 'borrow' because the sample only provides a snippet of the book.



S. E. Hinton
The Outsiders



Borrow

Read Sample

Tag

- 10** Once you click borrow, you will be taken to a page to confirm your book - it shows how many days you'll have the book, your library card and a big pink button. You can change how many days you can check out - the only titles you can't do that for are HITS (High Interest Titles) Titles or "skip a head" titles (popular titles that have a long hold list), the borrow length is 7 days.

- 11** If you change your mind, you can just go back! But we like this title so we're going to click 'borrow'. Once you do that it's placed on your shelf in your loans list and you're given an option to 'read with Kindle', go to shelf or keep browsing - we're going to open the book.

Open Book

Where would you like to read
The Outsiders?



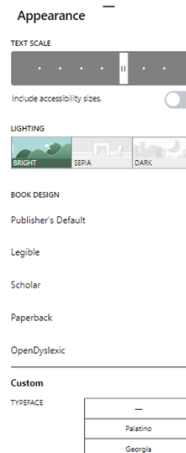
Kindle
APPS & DEVICES

Libby
THIS APP

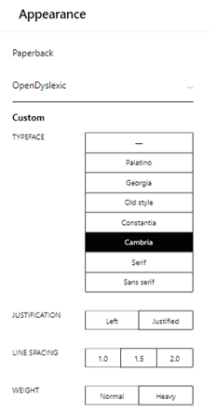
- 12** Now, we're given the option of either choosing Libby or Kindle. In this case, we're going to choose Libby but you can always change it if you want to.

- 13** Now you're ready to read! You can change the display around so it fits better to how you read - one column instead of two, sepia or dark theme, the font, etc. It's located in the upper right-hand corner of the page.

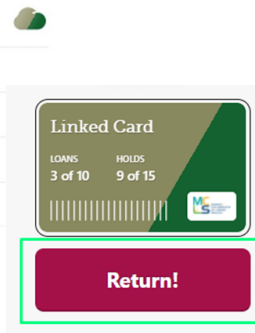
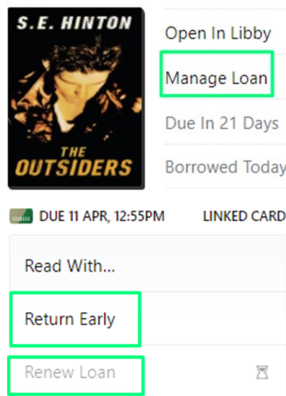
Columns Font Search Bookmarks



13 continued

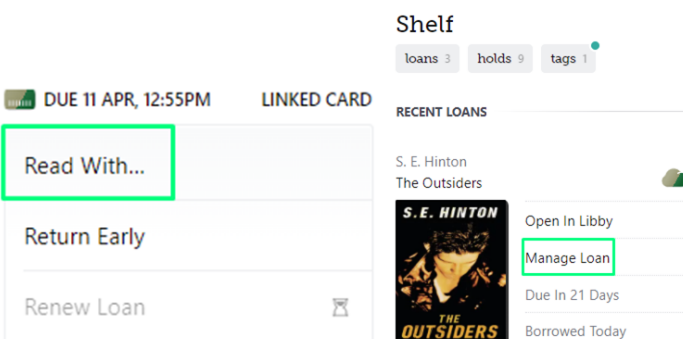



S. E. Hinton
The Outsiders



- 14** You've chosen your book - now start reading! (If you get done before the due date, you can return it early or just let the loan expire. If you're not done and no one has it on hold, Libby will prompt you to extend your checkout date.) If you aren't finished with a book and you can't extend the deadline because it's on hold for the next person, you can place it on hold again and it picks up where you left off. So, how do you return it? Like this!

- 15** If you want to change how you read, you can - Libby offers EPUB (to be read with Adobe Digital Editions or with the Nook), PDF (if available) and for Kindle. To change the device you read on, you'll go to your self - the stack of books at the bottom of the page.



- 16** This takes you to all of your loans and your holds. Click "Manage Loan" (like you're going to return it) and it brings up several options - we're going to choose "read with".

- 17** Here are the different options. Choose your format and follow the prompts! Choosing the Kindle option takes us to the Amazon sign in page, go ahead and sign in with your Amazon account.

- 18** After you sign in, you're taken directly to the book's Amazon page. It looks like every other page on Amazon but instead of 'buy now', there is 'get library book' and it gives you the date of its return and you can choose what device to send it to.

- 19** Once you've selected 'get library book', it will download to your Kindle (or any device you're using Kindle on) almost instantaneously unless you aren't connected to Wi-Fi or your device doesn't also use cellular data.

✓ **Thanks, Samantha!**

Your digital library book will be delivered the next time Samantha's Kindle Cloud Reader syncs. If you would like to manage your digital titles, go to [Manage Your Content and Devices](#). Or you can read on other devices using our [Free Kindle Reading Apps](#).

Read now in Kindle Cloud Reader

Continue shopping the Kindle Store

Deliver to another device: Samantha's iPad ▼ Deliver

If you need any more help, please contact Digital Services at Troy Public Library at 248.524.3542.

